

Clarkrange High School
Boys' Basketball
Clarkrange, TN

POSTSEASON HISTORY REPORT

GENERATED MAY 4, 2024

Summary

Championship Record: 3-4
Appearances (4): 2013, 1990, 1988, 1987
Finals Appearances/Runners-up (1): 1990

Finals Appearances

Year	Class	Award	Detail
1990	Class A	Team Runner-Up	(24-12)

Awards

None found.

2013 Class A State Boys' Basketball Tournament

March 13 - March 16, 2013 · Murphy Center - MTSU - Murfreesboro, TN

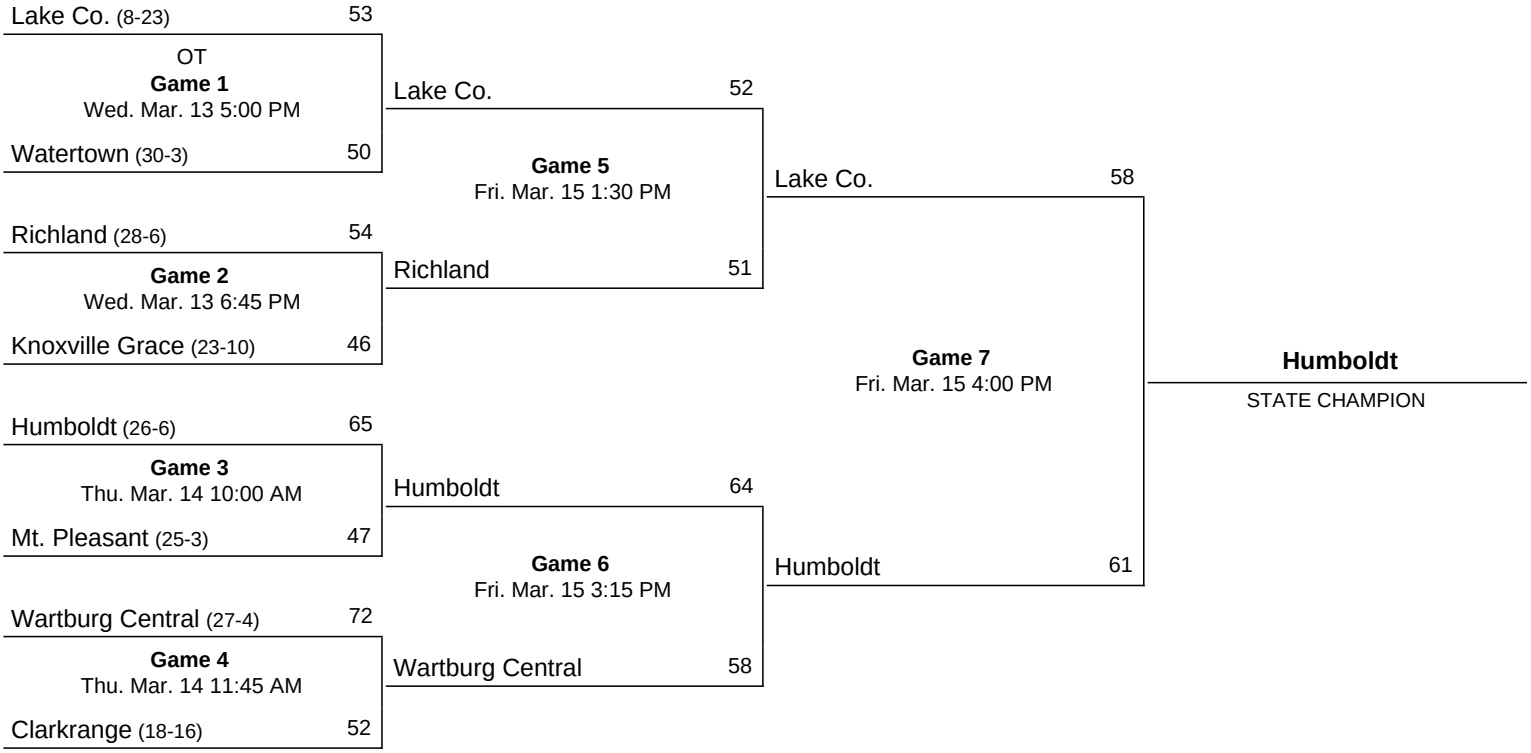

Official Basketball Box Score
Clarkrange vs Wartburg Central
03/14/13 11:45 AM at Murphy Center

VISITORS: Clarkrange 18-17

##	Player Name		TOT-FG FG-FGA	3-PT FG-FGA	FT-FTA	REBOUNDS OF	DE	TOT	PF	TP	A	TO	BLK	S	MIN
03	Norman, Andrew.....	*	0-0	0-0	0-0	1	1	2	4	0	4	0	0	1	31
11	Baldwin, Landon.....	*	8-10	1-1	0-2	1	5	6	4	17	0	2	0	0	20
23	Edwards, Taylor.....	*	1-10	0-5	0-0	2	2	4	4	2	0	4	0	1	31
30	Stults, Garrett.....	*	9-18	4-8	0-0	3	2	5	0	22	4	3	0	4	31
34	Beaty, Chase.....	*	5-14	1-4	0-0	1	6	7	5	11	3	4	0	1	30
05	Beaty, Logan.....		0-0	0-0	0-0	0	0	0	0	0	0	0	0	0	1
15	Howard, Broderick...		0-1	0-1	0-0	0	0	0	1	0	0	0	0	0	1
20	Hall, Kody.....		0-0	0-0	0-0	0	0	0	1	0	0	1	0	0	1
21	Siems, Ronald.....		0-3	0-0	0-0	2	1	3	1	0	2	2	0	0	14
	TEAM.....						1	1							
	Totals.....		23-56	6-19	0-2	10	18	28	20	52	13	16	0	7	160

TOTAL FG% 1st Half: 12-26 46.2% 2nd Half: 11-30 36.7% Game: 41.1% DEADB
3-Pt. FG% 1st Half: 3-8 37.5% 2nd Half: 3-11 27.3% Game: 31.6% REBS
F Throw % 1st Half: 0-0 0.0% 2nd Half: 0-2 0.0% Game: 0.0% 1

HOME TEAM: Wartburg Central 28-4

##	Player Name		TOT-FG FG-FGA	3-PT FG-FGA	FT-FTA	REBOUNDS OF	DE	TOT	PF	TP	A	TO	BLK	S	MIN
04	Langley, Austin.....	*	7-13	4-9	1-3	0	5	5	0	19	3	2	0	0	29
05	Moore, Zach.....	*	0-1	0-1	2-3	1	1	2	0	2	1	1	0	0	23
11	Justes, Brandon.....	*	4-10	1-1	2-2	3	2	5	0	11	5	4	1	5	23
23	Fountain, Alex.....	*	7-11	1-1	11-13	1	7	8	1	26	0	2	1	0	29
34	Dyer, Jesse.....	*	3-5	0-0	1-1	1	3	4	2	7	0	4	0	1	23
12	Adkisson, Logan.....		1-1	0-0	0-2	1	2	3	1	2	0	0	0	0	7
14	Hamby, Aaron.....		0-1	0-0	0-0	0	2	2	0	0	0	0	0	0	8
32	Justes, Daniel.....		2-5	1-4	0-0	1	1	2	1	5	3	0	0	1	18
	TEAM.....					1	1	2							
	Totals.....		24-47	7-16	17-24	9	24	33	5	72	12	13	2	7	160

TOTAL FG% 1st Half: 9-23 39.1% 2nd Half: 15-24 62.5% Game: 51.1% DEADB
3-Pt. FG% 1st Half: 3-9 33.3% 2nd Half: 4-7 57.1% Game: 43.8% REBS
F Throw % 1st Half: 5-6 83.3% 2nd Half: 12-18 66.7% Game: 70.8% 3

Officials: Kenny Lee, Keith Ward, Alan Jones
Technical fouls: Clarkrange-None. Wartburg Central-None.
Attendance:

Score by Periods	1st	2nd	3rd	4th		Total
Clarkrange.....	18	9	10	15	-	52
Wartburg Central.....	10	16	26	20	-	72

Play-by-Play
Clarkrange vs Wartburg Central
03/14/13 11:45 AM at Murphy Center

1st PERIOD Play-by-Play (Page 1)

HOME TEAM: Wartburg Central	TIME	SCORE	MAR	VISITORS: Clarkrange
MISSED 3 PTR by Langley, Austin	07:48			
REBOUND (OFF) by (TEAM)	07:48			
MISSED JUMPER by Fountain, Alex	07:34			REBOUND (DEF) by Edwards, Taylor
	07:20	0-3	V 3	GOOD! 3 PTR by Baldwin, Landon
	07:20			ASSIST by Norman, Andrew
MISSED JUMPER by Justes, Brandon	07:11			REBOUND (DEF) by Edwards, Taylor
	06:50	0-5	V 5	GOOD! JUMPER by Beaty, Chase
	06:50			ASSIST by Norman, Andrew
TURNOVR by Dyer, Jesse	06:43			
	06:41			STEAL by Stults, Garrett
	06:25	0-7	V 7	GOOD! JUMPER by Stults, Garrett
GOOD! JUMPER by Langley, Austin [PNT]	06:05	2-7	V 5	
ASSIST by Justes, Brandon	06:05			
	05:54			TURNOVR by Stults, Garrett
MISSED JUMPER by Dyer, Jesse	05:43			REBOUND (DEF) by Stults, Garrett
	05:25			MISSED JUMPER by Stults, Garrett
	05:25			REBOUND (OFF) by Stults, Garrett
	05:22			MISSED JUMPER by Baldwin, Landon
	05:22			REBOUND (OFF) by Stults, Garrett
REBOUND (DEF) by Langley, Austin	05:17			MISSED LAYUP by Stults, Garrett
MISSED JUMPER by Fountain, Alex	05:07			REBOUND (DEF) by Baldwin, Landon
FOUL by Dyer, Jesse (P1T1)	05:03			
	04:32			TURNOVR by Edwards, Taylor
SUB IN : Justes, Daniel	04:32			
SUB OUT: Justes, Brandon	04:32			
GOOD! JUMPER by Dyer, Jesse	04:12	4-7	V 3	
ASSIST by Langley, Austin	04:12			
GOOD! FT SHOT by Dyer, Jesse	04:12	5-7	V 2	FOUL by Beaty, Chase (P1T1)
	03:55	5-9	V 4	GOOD! LAYUP by Beaty, Chase [PNT]
MISSED 3 PTR by Justes, Daniel	03:46			REBOUND (DEF) by Norman, Andrew
	03:31	5-12	V 7	GOOD! 3 PTR by Stults, Garrett
MISSED 3 PTR by Langley, Austin	03:08			
REBOUND (OFF) by Moore, Zach	03:08			
TURNOVR by Dyer, Jesse	03:00			
	02:59			STEAL by Norman, Andrew
	02:31	5-14	V 9	GOOD! JUMPER by Baldwin, Landon
	02:31			ASSIST by Stults, Garrett
TIMEOUT 30sec	02:27			
TURNOVR by Langley, Austin	02:17			
SUB IN : Adkisson, Logan	02:17			
SUB OUT: Moore, Zach	02:17			
	02:05	5-16	V 11	GOOD! LAYUP by Baldwin, Landon [PNT]
	02:05			ASSIST by Beaty, Chase
MISSED FT SHOT by Langley, Austin	01:57			FOUL by Baldwin, Landon (P1T2)
REBOUND (OFF) by (DEADBALL)	01:57			
GOOD! FT SHOT by Langley, Austin	01:57	6-16	V 10	
SUB IN : Justes, Brandon	01:57			
SUB OUT: Langley, Austin	01:57			
	01:42	6-18	V 12	GOOD! LAYUP by Baldwin, Landon [PNT]
	01:42			ASSIST by Beaty, Chase
MISSED JUMPER by Justes, Brandon	01:25			
REBOUND (OFF) by Justes, Brandon	01:25			
GOOD! LAYUP by Justes, Brandon [PNT]	01:21	8-18	V 10	
	01:10			TURNOVR by Edwards, Taylor
STEAL by Justes, Brandon	01:09			
GOOD! LAYUP by Fountain, Alex [PNT]	01:06	10-18	V 8	
ASSIST by Justes, Brandon	01:06			
REBOUND (DEF) by Adkisson, Logan	00:53			MISSED 3 PTR by Beaty, Chase
MISSED JUMPER by Hamby, Aaron	00:43			REBOUND (DEF) by Beaty, Chase
	00:05			MISSED JUMPER by Stults, Garrett
	00:05			REBOUND (OFF) by Beaty, Chase
REBOUND (DEF) by Justes, Brandon	00:03			MISSED JUMPER by Beaty, Chase

Clarkrange 18, Wartburg Central 10

2nd PERIOD Play-by-Play (Page 1)

HOME TEAM: Wartburg Central	TIME	SCORE	MAR	VISITORS: Clarkrange

SUB IN : Adkisson, Logan	08:00			SUB IN : Siems, Ronald
SUB IN : Justes, Daniel	08:00			SUB OUT: Baldwin, Landon
SUB OUT: Fountain, Alex	08:00			
SUB OUT: Moore, Zach	08:00			
REBOUND (DEF) by Dyer, Jesse	07:34			MISSED 3 PTR by Edwards, Taylor
GOOD! FT SHOT by Justes, Brandon	07:24	11-18	V 7	FOUL by Edwards, Taylor (P1T3)
GOOD! FT SHOT by Justes, Brandon	07:24	12-18	V 6	
SUB IN : Moore, Zach	07:24			
SUB OUT: Justes, Daniel	07:24			
FOUL by Adkisson, Logan (P1T2)	06:57			
SUB IN : Fountain, Alex	06:57			
SUB OUT: Adkisson, Logan	06:57			
REBOUND (DEF) by Dyer, Jesse	06:53			MISSED JUMPER by Beaty, Chase
MISSED 3 PTR by Moore, Zach	06:44			REBOUND (DEF) by Beaty, Chase
	06:28			FOUL by Beaty, Chase (P2T4)
	06:28			TURNOVR by Beaty, Chase
GOOD! 3 PTR by Justes, Brandon	06:10	15-18	V 3	
ASSIST by Langley, Austin	06:10			
	05:58			TIMEOUT 30sec
	05:50			MISSED 3 PTR by Stults, Garrett
	05:50			REBOUND (OFF) by Edwards, Taylor
REBOUND (DEF) by Fountain, Alex	05:47			MISSED 3 PTR by Edwards, Taylor
TURNOVR by Justes, Brandon	05:18			
	05:17			STEAL by Stults, Garrett
REBOUND (DEF) by Fountain, Alex	05:07			MISSED LAYUP by Edwards, Taylor
	05:06			FOUL by Siems, Ronald (P1T5)
TURNOVR by Justes, Brandon	04:54			
	04:53			STEAL by Edwards, Taylor
	04:42	15-20	V 5	GOOD! LAYUP by Stults, Garrett [PNT]
TURNOVR by Fountain, Alex	04:32			
REBOUND (DEF) by Fountain, Alex	04:17			MISSED LAYUP by Siems, Ronald
	04:11			FOUL by Hall, Kody (P1T6)
SUB IN : Justes, Daniel	04:11			
SUB OUT: Moore, Zach	04:11			
GOOD! JUMPER by Justes, Daniel	04:03	17-20	V 3	
	03:49			TURNOVR by Hall, Kody
	03:49			SUB IN : Baldwin, Landon
	03:49			SUB OUT: Siems, Ronald
GOOD! JUMPER by Fountain, Alex	03:40	19-20	V 1	
GOOD! FT SHOT by Fountain, Alex	03:40	20-20	T 1	FOUL by Baldwin, Landon (P2T7)
SUB IN : Hamby, Aaron	03:40			
SUB OUT: Dyer, Jesse	03:40			
REBOUND (DEF) by Fountain, Alex	03:25			MISSED 3 PTR by Edwards, Taylor
GOOD! 3 PTR by Langley, Austin	03:06	23-20	H 3	
ASSIST by Justes, Daniel	03:06			
	02:43	23-22	H 1	GOOD! JUMPER by Baldwin, Landon
MISSED 3 PTR by Justes, Daniel	02:25			
REBOUND (OFF) by Justes, Brandon	02:25			
MISSED 3 PTR by Langley, Austin	02:18			
REBOUND (OFF) by Fountain, Alex	02:18			
MISSED JUMPER by Fountain, Alex	02:16			
REBOUND (OFF) by Justes, Daniel	02:16			
MISSED LAYUP by Justes, Brandon	02:09			REBOUND (DEF) by Beaty, Chase
	01:43			TURNOVR by Beaty, Chase
SUB IN : Dyer, Jesse	01:43			
SUB IN : Moore, Zach	01:43			
SUB OUT: Hamby, Aaron	01:43			
SUB OUT: Justes, Brandon	01:43			
TURNOVR by Dyer, Jesse	01:29			
	01:28			STEAL by Stults, Garrett
REBOUND (DEF) by Moore, Zach	01:11			MISSED JUMPER by Edwards, Taylor
TURNOVR by Moore, Zach	01:02			
	00:46	23-24	V 1	GOOD! JUMPER by Stults, Garrett
GOOD! 3 PTR by Langley, Austin	00:25	26-24	H 2	
ASSIST by Justes, Daniel	00:25			
	00:07	26-27	V 1	GOOD! 3 PTR by Stults, Garrett

Clarkrange 27, Wartburg Central 26

3rd PERIOD Play-by-Play (Page 1)

HOME TEAM: Wartburg Central	TIME	SCORE	MAR	VISITORS: Clarkrange
GOOD! JUMPER by Fountain, Alex	07:48	28-27	H 1	
ASSIST by Justes, Brandon	07:48			
	07:29	28-29	V 1	GOOD! LAYUP by Baldwin, Landon [PNT]

	07:29			ASSIST by Stults, Garrett
GOOD! FT SHOT by Fountain, Alex	07:12	29-29	T 2	FOUL by Baldwin, Landon (P3T1)
GOOD! FT SHOT by Fountain, Alex	07:12	30-29	H 1	
	07:12			SUB IN : Siems, Ronald
	07:12			SUB OUT: Baldwin, Landon
	06:42			MISSED LAYUP by Edwards, Taylor
	06:42			REBOUND (OFF) by Siems, Ronald
	06:40	30-31	V 1	GOOD! LAYUP by Edwards, Taylor [PNT]
	06:40			ASSIST by Siems, Ronald
GOOD! 3 PTR by Langley, Austin	06:31	33-31	H 2	
ASSIST by Justes, Brandon	06:31			
	06:22			TURNOVR by Beaty, Chase
GOOD! LAYUP by Dyer, Jesse [PNT]	05:58	35-31	H 4	
	05:42			MISSED JUMPER by Siems, Ronald
	05:42			REBOUND (OFF) by Edwards, Taylor
REBOUND (DEF) by Fountain, Alex	05:16			MISSED 3 PTR by Stults, Garrett
TURNOVR by Fountain, Alex	05:08			STEAL by Beaty, Chase
	05:07			FOUL by Edwards, Taylor (P2T2)
	05:07			TURNOVR by Edwards, Taylor
	05:07			TIMEOUT 30sec
TURNOVR by Langley, Austin	04:52			
SUB IN : Justes, Daniel	04:42			
SUB IN : Hamby, Aaron	04:42			
SUB OUT: Dyer, Jesse	04:42			
SUB OUT: Moore, Zach	04:42			
BLOCK by Justes, Brandon	04:35			MISSED LAYUP by Beaty, Chase
REBOUND (DEF) by Justes, Brandon	04:33			
TURNOVR by Justes, Brandon	04:30			
	04:29			STEAL by Stults, Garrett
	04:25	35-33	H 2	GOOD! LAYUP by Stults, Garrett [FB/PNT]
	04:25			ASSIST by Norman, Andrew
GOOD! JUMPER by Fountain, Alex	04:04	37-33	H 4	
ASSIST by Langley, Austin	04:04			
REBOUND (DEF) by Langley, Austin	03:48			MISSED LAYUP by Stults, Garrett
GOOD! JUMPER by Fountain, Alex	03:36	39-33	H 6	
	03:02			TURNOVR by Siems, Ronald
SUB IN : Adkisson, Logan	03:02			
SUB OUT: Justes, Brandon	03:02			
GOOD! 3 PTR by Langley, Austin	02:49	42-33	H 9	
ASSIST by Justes, Daniel	02:49			
	02:35			SUB IN : Baldwin, Landon
	02:35			SUB OUT: Siems, Ronald
	02:31			TIMEOUT TEAM
REBOUND (DEF) by Langley, Austin	02:25			MISSED 3 PTR by Edwards, Taylor
MISSED FT SHOT by Adkisson, Logan	02:20			FOUL by Edwards, Taylor (P3T3)
REBOUND (OFF) by (DEADBALL)	02:20			
MISSED FT SHOT by Adkisson, Logan	02:20			
REBOUND (OFF) by Adkisson, Logan	02:20			
GOOD! LAYUP by Adkisson, Logan [PNT]	02:18	44-33	H 11	
	01:56	44-35	H 9	GOOD! LAYUP by Stults, Garrett [PNT]
	01:56			ASSIST by Norman, Andrew
MISSED 3 PTR by Langley, Austin	01:48			REBOUND (DEF) by Baldwin, Landon
	01:40			FOUL by Beaty, Chase (P3T4)
	01:40			TURNOVR by Beaty, Chase
SUB IN : Moore, Zach	01:40			
SUB OUT: Langley, Austin	01:40			
GOOD! 3 PTR by Justes, Daniel	01:26	47-35	H 12	
ASSIST by Moore, Zach	01:26			
	01:09	47-37	H 10	GOOD! JUMPER by Baldwin, Landon [PNT]
	01:09			ASSIST by Beaty, Chase
GOOD! 3 PTR by Fountain, Alex	00:56	50-37	H 13	
	00:45			TURNOVR by Baldwin, Landon
STEAL by Justes, Daniel	00:44			
GOOD! FT SHOT by Fountain, Alex	00:44	51-37	H 14	FOUL by Baldwin, Landon (P4T5)
GOOD! FT SHOT by Fountain, Alex	00:44	52-37	H 15	
SUB IN : Langley, Austin	00:44			SUB IN : Siems, Ronald
SUB OUT: Fountain, Alex	00:44			SUB OUT: Beaty, Chase
	00:32			MISSED JUMPER by Stults, Garrett
	00:32			REBOUND (OFF) by Norman, Andrew
REBOUND (DEF) by (TEAM)	00:17			MISSED 3 PTR by Stults, Garrett
	00:05			FOUL by Norman, Andrew (P1T6)
MISSED 3 PTR by Justes, Daniel	00:02			REBOUND (DEF) by Baldwin, Landon

Wartburg Central 52, Clarkrange 37

HOME TEAM: Wartburg Central	TIME	SCORE	MAR	VISITORS: Clarkrange
BLOCK by Fountain, Alex	07:51			MISSED JUMPER by Beaty, Chase
REBOUND (DEF) by Langley, Austin	07:50			
	07:42			SUB IN : Siems, Ronald
	07:42			SUB OUT: Baldwin, Landon
TURNOVR by Justes, Brandon	07:28			
REBOUND (DEF) by Hamby, Aaron	07:18			MISSED LAYUP by Edwards, Taylor
MISSED JUMPER by Langley, Austin	07:09			REBOUND (DEF) by Beaty, Chase
SUB IN : Hamby, Aaron	07:06			
SUB OUT: Dyer, Jesse	07:06			
	06:58	52-39	H 13	GOOD! JUMPER by Beaty, Chase
MISSED JUMPER by Fountain, Alex	06:45			REBOUND (DEF) by Siems, Ronald
SUB IN : Dyer, Jesse	06:35			
SUB OUT: Hamby, Aaron	06:35			
	06:21	52-42	H 10	GOOD! 3 PTR by Stults, Garrett
	06:21			ASSIST by Siems, Ronald
MISSED 3 PTR by Langley, Austin	06:03			REBOUND (DEF) by (TEAM)
TIMEOUT TEAM	06:00			
	05:54			TURNOVR by Stults, Garrett
STEAL by Justes, Brandon	05:53			
GOOD! LAYUP by Justes, Brandon [FB/PNT]	05:51	54-42	H 12	
	05:43	54-45	H 9	GOOD! 3 PTR by Beaty, Chase
	05:43			ASSIST by Stults, Garrett
MISSED JUMPER by Justes, Brandon	05:43			REBOUND (DEF) by Stults, Garrett
	04:47			MISSED LAYUP by Siems, Ronald
	04:47			REBOUND (OFF) by Siems, Ronald
STEAL by Justes, Brandon	04:43			TURNOVR by Siems, Ronald
MISSED FT SHOT by Moore, Zach	04:40			FOUL by Norman, Andrew (P2T7)
	04:40			REBOUND (DEF) by Beaty, Chase
	04:26	54-48	H 6	GOOD! 3 PTR by Stults, Garrett
GOOD! LAYUP by Langley, Austin [PNT]	04:12	56-48	H 8	
	04:01	56-50	H 6	GOOD! LAYUP by Beaty, Chase [PNT]
GOOD! FT SHOT by Fountain, Alex	03:39	57-50	H 7	FOUL by Edwards, Taylor (P4T8)
GOOD! FT SHOT by Fountain, Alex	03:39	58-50	H 8	
SUB IN : Justes, Daniel	03:39			
SUB OUT: Moore, Zach	03:39			
FOUL by Fountain, Alex (P1T1)	03:32			
REBOUND (DEF) by Dyer, Jesse	03:30			MISSED 3 PTR by Edwards, Taylor
TURNOVR by Dyer, Jesse	03:28			
	03:24			TURNOVR by Stults, Garrett
STEAL by Dyer, Jesse	03:23			
MISSED JUMPER by Justes, Brandon	03:20			REBOUND (DEF) by Beaty, Chase
REBOUND (DEF) by Fountain, Alex	03:09			MISSED JUMPER by Beaty, Chase
TIMEOUT 30sec	03:05			
	03:05			SUB IN : Baldwin, Landon
	03:05			SUB OUT: Siems, Ronald
GOOD! JUMPER by Dyer, Jesse	02:52	60-50	H 10	
STEAL by Justes, Brandon	02:45			TURNOVR by Edwards, Taylor
MISSED LAYUP by Justes, Brandon	02:36			
REBOUND (OFF) by Dyer, Jesse	02:36			
MISSED JUMPER by Dyer, Jesse	02:35			
REBOUND (OFF) by Justes, Brandon	02:35			
GOOD! JUMPER by Justes, Brandon	02:31	62-50	H 12	
	02:26			TURNOVR by Baldwin, Landon
STEAL by Justes, Brandon	02:25			
GOOD! JUMPER by Fountain, Alex	02:24	64-50	H 14	
REBOUND (DEF) by Justes, Daniel	02:11			MISSED 3 PTR by Beaty, Chase
GOOD! LAYUP by Langley, Austin [PNT]	02:05	66-50	H 16	
ASSIST by Justes, Brandon	02:05			
	02:05			FOUL by Norman, Andrew (P3T9)
	02:05			TIMEOUT TEAM
MISSED FT SHOT by Langley, Austin	02:05			REBOUND (DEF) by Baldwin, Landon
SUB IN : Moore, Zach	02:05			
SUB OUT: Dyer, Jesse	02:05			
	01:51			MISSED JUMPER by Beaty, Chase
	01:51			REBOUND (OFF) by Stults, Garrett
FOUL by Justes, Daniel (P1T2)	01:48			
	01:42	66-52	H 14	GOOD! JUMPER by Baldwin, Landon [PNT]
	01:42			ASSIST by Stults, Garrett
MISSED FT SHOT by Fountain, Alex	01:35			FOUL by Beaty, Chase (P4T10)
REBOUND (OFF) by (DEADBALL)	01:35			
GOOD! FT SHOT by Fountain, Alex	01:35	67-52	H 15	
SUB IN : Dyer, Jesse	01:35			
SUB OUT: Justes, Daniel	01:35			
	01:25			MISSED 3 PTR by Stults, Garrett
	01:25			REBOUND (OFF) by Baldwin, Landon
FOUL by Dyer, Jesse (P2T3)	01:23			MISSED FT SHOT by Baldwin, Landon

	01:23			REBOUND (OFF) by (DEADBALL)
REBOUND (DEF) by Langley, Austin	01:23			MISSED FT SHOT by Baldwin, Landon
SUB IN : Justes, Daniel	01:23			
SUB OUT: Dyer, Jesse	01:23			
GOOD! FT SHOT by Fountain, Alex	01:00	68-52	H 16	FOUL by Norman, Andrew (P4T11)
MISSED FT SHOT by Fountain, Alex	01:00			REBOUND (DEF) by Baldwin, Landon
SUB IN : Dyer, Jesse	01:00			SUB IN : Hall, Kody
SUB OUT: Justes, Daniel	01:00			SUB OUT: Norman, Andrew
REBOUND (DEF) by Fountain, Alex	00:47			MISSED 3 PTR by Beaty, Chase
GOOD! FT SHOT by Fountain, Alex	00:42	69-52	H 17	FOUL by Beaty, Chase (P5T12)
GOOD! FT SHOT by Fountain, Alex	00:42	70-52	H 18	
SUB IN : Justes, Daniel	00:42			SUB IN : Beaty, Logan
SUB IN : Adkisson, Logan	00:42			SUB IN : Howard, Broderick
SUB IN : Hamby, Aaron	00:42			SUB IN : Siems, Ronald
SUB OUT: Dyer, Jesse	00:42			SUB OUT: Beaty, Chase
SUB OUT: Fountain, Alex	00:42			SUB OUT: Edwards, Taylor
SUB OUT: Justes, Brandon	00:42			SUB OUT: Stults, Garrett
REBOUND (DEF) by Adkisson, Logan	00:33			MISSED 3 PTR by Howard, Broderick
GOOD! FT SHOT by Moore, Zach	00:30	71-52	H 19	FOUL by Howard, Broderick (P1T13)
GOOD! FT SHOT by Moore, Zach	00:30	72-52	H 20	
REBOUND (DEF) by Hamby, Aaron	00:25			MISSED LAYUP by Baldwin, Landon

Wartburg Central 72, Clarkrange 52

Official Basketball Box Score -- 1st Half
Clarkrange vs Wartburg Central
03/14/13 11:45 AM at Murphy Center

VISITORS: Clarkrange 18-17

##	Player Name		TOT-FG FG-FGA	3-PT FG-FGA	FT-FTA	REBOUNDS OF	DE	TOT	PF	TP	A	TO	BLK	S	MIN
03	Norman, Andrew.....	*	0-0	0-0	0-0	0	1	1	0	0	2	0	0	1	16
11	Baldwin, Landon.....	*	5-6	1-1	0-0	0	1	1	2	11	0	0	0	0	12
23	Edwards, Taylor.....	*	0-5	0-3	0-0	1	2	3	1	0	0	2	0	1	16
30	Stults, Garrett.....	*	5-9	2-3	0-0	2	1	3	0	12	1	1	0	3	16
34	Beaty, Chase.....	*	2-5	0-1	0-0	1	3	4	2	4	2	2	0	0	16
05	Beaty, Logan.....		0-0	0-0	0-0	0	0	0	0	0	0	0	0	0	0
15	Howard, Broderick...		0-0	0-0	0-0	0	0	0	0	0	0	0	0	0	0
20	Hall, Kody.....		0-0	0-0	0-0	0	0	0	1	0	0	1	0	0	0
21	Siems, Ronald.....		0-1	0-0	0-0	0	0	0	1	0	0	0	0	0	4
	TEAM.....														
	Totals.....		12-26	3-8	0-0	4	8	12	7	27	5	6	0	5	80

TOTAL FG% 1st Half: 12-26 46.2%
3-Pt. FG% 1st Half: 3-8 37.5%
F Throw % 1st Half: 0-0 0.0%

HOME TEAM: Wartburg Central 28-4

##	Player Name		TOT-FG FG-FGA	3-PT FG-FGA	FT-FTA	REBOUNDS OF	DE	TOT	PF	TP	A	TO	BLK	S	MIN
04	Langley, Austin.....	*	3-6	2-5	1-2	0	1	1	0	9	2	1	0	0	14
05	Moore, Zach.....	*	0-1	0-1	0-0	1	1	2	0	0	0	1	0	0	11
11	Justes, Brandon.....	*	2-5	1-1	2-2	2	1	3	0	7	2	2	0	1	11
23	Fountain, Alex.....	*	2-5	0-0	1-1	1	4	5	0	5	0	1	0	0	15
34	Dyer, Jesse.....	*	1-2	0-0	1-1	0	2	2	1	3	0	3	0	0	14
12	Adkisson, Logan.....		0-0	0-0	0-0	0	1	1	1	0	0	0	0	0	3
14	Hamby, Aaron.....		0-1	0-0	0-0	0	0	0	0	0	0	0	0	0	2
32	Justes, Daniel.....		1-3	0-2	0-0	1	0	1	0	2	2	0	0	0	10
	TEAM.....					1		1							
	Totals.....		9-23	3-9	5-6	6	10	16	2	26	6	8	0	1	80

TOTAL FG% 1st Half: 9-23 39.1%
3-Pt. FG% 1st Half: 3-9 33.3%
F Throw % 1st Half: 5-6 83.3%

Officials: Kenny Lee, Keith Ward, Alan Jones
Technical fouls: Clarkrange-None. Wartburg Central-None.
Attendance:

Score by Periods	1st	2nd
Clarkrange.....	18	9
Wartburg Central.....	10	16

Official Basketball Box Score -- 2nd Half
Clarkrange vs Wartburg Central
03/14/13 11:45 AM at Murphy Center

VISITORS: Clarkrange 18-17

##	Player Name		TOT-FG FG-FGA	3-PT FG-FGA	FT-FTA	REBOUNDS OF	DE	TOT	PF	TP	A	TO	BLK	S	MIN
03	Norman, Andrew.....	*	0-0	0-0	0-0	1	0	1	4	0	2	0	0	0	15
11	Baldwin, Landon.....	*	3-4	0-0	0-2	1	4	5	2	6	0	2	0	0	8
23	Edwards, Taylor.....	*	1-5	0-2	0-0	1	0	1	3	2	0	2	0	0	15
30	Stults, Garrett.....	*	4-9	2-5	0-0	1	1	2	0	10	3	2	0	1	15
34	Beaty, Chase.....	*	3-9	1-3	0-0	0	3	3	3	7	1	2	0	1	14
05	Beaty, Logan.....		0-0	0-0	0-0	0	0	0	0	0	0	0	0	0	1
15	Howard, Broderick...		0-1	0-1	0-0	0	0	0	1	0	0	0	0	0	1
20	Hall, Kody.....		0-0	0-0	0-0	0	0	0	0	0	0	0	0	0	1
21	Siems, Ronald.....		0-2	0-0	0-0	2	1	3	0	0	2	2	0	0	10
	TEAM.....						1	1							
	Totals.....		11-30	3-11	0-2	6	10	16	13	25	8	10	0	2	80

TOTAL FG% 1st Half: 0-0 0.0% 2nd Half: 11-30 36.7% Game: 36.7%
3-Pt. FG% 1st Half: 0-0 0.0% 2nd Half: 3-11 27.3% Game: 27.3%
F Throw % 1st Half: 0-0 0.0% 2nd Half: 0-2 0.0% Game: 0.0%

HOME TEAM: Wartburg Central 28-4

##	Player Name		TOT-FG FG-FGA	3-PT FG-FGA	FT-FTA	REBOUNDS OF	DE	TOT	PF	TP	A	TO	BLK	S	MIN
04	Langley, Austin.....	*	4-7	2-4	0-1	0	4	4	0	10	1	1	0	0	15
05	Moore, Zach.....	*	0-0	0-0	2-3	0	0	0	0	2	1	0	0	0	12
11	Justes, Brandon.....	*	2-5	0-0	0-0	1	1	2	0	4	3	2	1	4	12
23	Fountain, Alex.....	*	5-6	1-1	10-12	0	3	3	1	21	0	1	1	0	14
34	Dyer, Jesse.....	*	2-3	0-0	0-0	1	1	2	1	4	0	1	0	1	9
12	Adkisson, Logan.....		1-1	0-0	0-2	1	1	2	0	2	0	0	0	0	4
14	Hamby, Aaron.....		0-0	0-0	0-0	0	2	2	0	0	0	0	0	0	6
32	Justes, Daniel.....		1-2	1-2	0-0	0	1	1	1	3	1	0	0	1	8
	TEAM.....						1	1							
	Totals.....		15-24	4-7	12-18	3	14	17	3	46	6	5	2	6	80

TOTAL FG% 1st Half: 0-0 0.0% 2nd Half: 15-24 62.5% Game: 62.5%
3-Pt. FG% 1st Half: 0-0 0.0% 2nd Half: 4-7 57.1% Game: 57.1%
F Throw % 1st Half: 0-0 0.0% 2nd Half: 12-18 66.7% Game: 66.7%

Officials: Kenny Lee, Keith Ward, Alan Jones
Technical fouls: Clarkrange-None. Wartburg Central-None.
Attendance:

Score by Periods	1st	2nd	3rd	4th
Clarkrange.....	18	9	10	15
Wartburg Central.....	10	16	26	20

Newspaper Box Score
Clarkrange vs Wartburg Central
03/14/13 11:45 AM at Murphy Center
At Murphy Center
WARTBURG CENTRAL 72, CLARKRANGE 52
CLARKRANGE (18-17)
Stults, Garrett 9-18 0-0 22; Baldwin, Landon 8-10 0-2 17; Beaty, Chase 5-14 0-0 11; Edwards, Taylor 1-10 0-0 2; Howard, Broderick 0-1 0-0 0; Hall, Kody 0-0 0-0 0; Siems, Ronald 0-3 0-0 0; Beaty, Logan 0-0 0-0 0; Norman, Andrew 0-0 0-0 0. Totals 23-56 0-2 52.
WARTBURG CENTRAL (28-4)
Fountain, Alex 7-11 11-13 26; Langley, Austin 7-13 1-3 19; Justes, Brandon 4-10 2-2 11; Dyer, Jesse 3-5 1-1 7; Justes, Daniel 2-5 0-0 5; Moore, Zach 0-1 2-3 2; Adkisson, Logan 1-1 0-2 2; Hamby, Aaron 0-1 0-0 0. Totals 24-47 17-24 72.

Clarkrange.....	18	9	10	15	-	52
Wartburg Central.....	10	16	26	20	-	72

3-point goals--Clarkrange 6-19 (Stults, Garrett 4-8; Beaty, Chase 1-4; Baldwin, Landon 1-1; Howard, Broderick 0-1; Edwards, Taylor 0-5), Wartburg Central 7-16 (Langley, Austin 4-9; Fountain, Alex 1-1; Justes, Brandon 1-1; Justes, Daniel 1-4; Moore, Zach 0-1). Fouled out--Clarkrange-Beaty, Chase, Wartburg Central-None. Rebounds--Clarkrange 28 (Beaty, Chase 7), Wartburg Central 33 (Fountain, Alex 8). Assists--Clarkrange 13 (Norman, Andrew 4; Stults, Garrett 4), Wartburg Central 12 (Justes, Brandon 5). Total fouls--Clarkrange 20, Wartburg Central 5. Technical fouls--Clarkrange-None, Wartburg Central-None.

Clarkrange vs Wartburg Central (03/14/13 - Period 4 00:00)

POINTS OFF TURNOVERS	1	2	3	4	-	Tot
Clarkrange.....	6	4	2	0	-	12
Wartburg Central.....	5	6	10	6	-	27

POINTS IN PAINT	1	2	3	4	-	Tot
Clarkrange.....	6	2	10	4	-	22
Wartburg Central.....	6	0	4	6	-	16

2ND CHANCE POINTS	1	2	3	4	-	Tot
Clarkrange.....	0	0	2	2	-	4
Wartburg Central.....	2	0	2	2	-	6

FAST BREAK POINTS	1	2	3	4	-	Tot
Clarkrange.....	0	0	2	0	-	2
Wartburg Central.....	0	0	0	2	-	2

BENCH POINTS	1	2	3	4	-	Tot
Clarkrange.....	0	0	0	0	-	0
Wartburg Central.....	0	2	5	0	-	7

SCORE TIED BY	1	2	3	4	-	Tot
Clarkrange.....	0	0	0	0	-	0
Wartburg Central.....	0	1	1	0	-	2

LEAD GAINED BY	1	2	3	4	-	Tot
Clarkrange.....	0	2	2	0	-	4
Wartburg Central.....	0	2	3	0	-	5

1990 Class A State Boys' Baskeball Tournament

March 21 - March 24, 1990 · Murphy Center - MTSU - Murfreesboro, TN



OFFICIAL NCAA BASKETBALL BOX SCORE 03-21-90 MURFREESBORO
FINAL BOX

VISITORS: WEBB 25-6

NO	PLAYER	FG	FGA	3P	3PA	FT	FTA	OR	DR	TOT	PF	PTS	A	TO	BLK	S	MIN
04	COPE	6	15	1	10	2	2	3	3	6	3	15	4	3	0	2	25
05	STINNETT	2	10	2	6	3	4	4	1	5	4	9	4	3	0	1	26
14	LANGLEY	4	14	3	10	0	0	0	1	1	3	11	4	3	0	0	28
34	BAYNE	5	9	0	0	3	5	2	4	6	3	13	2	0	0	1	25
40	R SMITH	3	6	0	0	3	5	2	4	6	4	9	2	2	0	0	24
54	J PINKERTON	2	10	0	1	1	1	1	4	5	3	5	0	3	0	1	14
12	BROWNING	0	0	0	0	0	0	0	0	0	0	0	0	0	0	0	2
42	WAGNER	2	3	0	0	0	0	3	1	4	2	4	0	1	0	0	4
44	TARRANTS	0	3	0	2	0	0	0	2	2	2	0	0	0	0	0	6
32	F PINKERTON	0	0	0	0	1	2	0	1	1	1	1	0	0	0	1	2
22	KRISLE	0	0	0	0	0	0	0	1	1	2	0	0	0	0	0	4
	TEAM REBOUNDS							3	1	3							
	TOTALS	24	70	6	29	13	19	18	23	41	27	67	16	15	0	6	160

TOTAL FG %:	1st Half	23.3	2nd Half	42.5	Game	34.3	DEADBALL	
3 PT FG %:	1st Half	20.0	2nd Half	21.1	Game	20.7	REBOUNDS	1
FT %:	1st Half	80.0	2nd Half	55.6	Game	68.4		

Technical Fouls: 0

HOME: CLARKRANGE 23-10

NO	PLAYER	FG	FGA	3P	3PA	FT	FTA	OR	DR	TOT	PF	PTS	A	TO	BLK	S	MIN
12	WOOD	7	11	5	8	3	5	0	3	3	2	22	5	4	0	3	31
24	ASHBURN	0	3	0	2	2	5	2	8	10	2	2	9	3	0	0	28
30	L HOWARD	6	14	0	0	5	6	3	9	12	4	17	0	5	4	0	27
50	R JONES	5	10	0	0	5	8	0	6	6	3	15	0	1	1	1	31
52	CROUCH	7	11	3	6	7	8	5	6	11	3	24	2	1	1	2	31
32	HARGIS	0	0	0	0	0	0	0	0	0	0	0	0	1	0	0	1
54	RAMSEY	0	0	0	0	0	0	0	0	0	0	0	0	0	0	0	1
10	R TAYLOR	0	0	0	0	0	0	0	0	0	0	0	0	0	0	0	1
14	G HAYNES	0	0	0	0	0	0	0	0	0	1	0	0	1	0	0	1
34	C VAUGHN	DNP-															
41	M MILLER	0	0	0	0	0	0	0	0	0	0	0	0	0	0	0	1
22	G GARRETT	0	0	0	0	0	4	0	1	1	0	0	1	1	0	0	7
	TEAM REBOUNDS							0	0	-5							
	TOTALS	25	49	8	16	22	36	10	33	43	15	80	17	17	6	6	160

TOTAL FG %:	1st Half	51.9	2nd Half	50.0	Game	51.0	DEADBALL	
3 PT FG %:	1st Half	41.7	2nd Half	75.0	Game	50.0	REBOUNDS	5
FT %:	1st Half	72.7	2nd Half	56.0	Game	61.1		

Technical Fouls: 0

OFFICIALS:
BILLY BARNARD
JERRY JONES

SCORE BY PERIODS	1	2	OT	OT	OT	FINAL
WEBB	24	43				67
CLARKRANGE	41	39				80

SCORE BY QUARTERS

WEBB	11	13	18	25
CLARKRANGE	23	18	21	18

TOURNAMENT PAID ATTENDANCE: 2,361
TOTAL PAID ATTENDANCE: 5,961
WEBB SETS NEW RECORD FOR 3-FGA, 29

OFFICIAL NCAA BASKETBALL BOX SCORE 03-21-90 MURFREESBORO
FIRST HALF

VISITORS: WEBB

NO	PLAYER	FG	FGA	3P	3PA	FT	FTA	OR	DR	TOT	PF	PTS	A	TO	BLK	S	MIN
04	COPE	0	4	0	4	2	2	2	1	3	0	2	3	2	0	1	11
05	STINNETT	1	4	1	2	3	4	4	1	5	2	6	1	2	0	0	12
14	LANGLEY	2	7	1	4	0	0	0	0	0	1	5	3	0	0	0	16
34	BAYNE	2	4	0	0	2	3	0	2	2	0	6	0	0	0	0	14
40	R SMITH	1	2	0	0	0	0	1	2	3	2	2	0	1	0	0	12
54	J PINKERTON	1	7	0	0	1	1	1	2	3	0	3	0	1	0	0	9
12	BROWNING	DNP-															
42	WAGNER	0	1	0	0	0	0	0	1	1	2	0	0	0	0	0	2
44	TARRANTS	0	1	0	0	0	0	0	0	0	0	0	0	0	0	0	2
32	F PINKERTON	DNP-															
22	KRISLE	0	0	0	0	0	0	0	0	0	2	0	0	0	0	0	2
	TEAM REBOUNDS							1	0	1							
	TOTALS	7	30	2	10	8	10	9	9	18	9	24	7	6	0	1	80

TOTAL FG %:	1st Half 23.3	2nd Half	Game 23.3	DEADBALL	
3 PT FG %:	1st Half 20.0	2nd Half	Game 20.0	REBOUNDS	0
FT %:	1st Half 80.0	2nd Half	Game 80.0		

Technical Fouls: 0

HOME: CLARKRANGE

NO	PLAYER	FG	FGA	3P	3PA	FT	FTA	OR	DR	TOT	PF	PTS	A	TO	BLK	S	MIN
12	WOOD	3	5	3	5	1	2	0	2	2	1	10	2	1	0	0	16
24	ASHBURN	0	2	0	2	2	3	2	5	7	1	2	6	2	0	0	16
30	L HOWARD	3	8	0	0	2	2	2	4	6	0	8	0	1	3	0	16
50	R JONES	3	4	0	0	0	0	0	3	3	2	6	0	1	0	0	16
52	CROUCH	5	8	2	5	3	4	2	2	4	2	15	1	1	0	1	16
32	HARGIS	DNP-															
54	RAMSEY	DNP-															
10	R TAYLOR	DNP-															
14	G HAYNES	DNP-															
34	C VAUGHN	DNP-															
41	M MILLER	DNP-															
22	G GARRETT	DNP-															
	TEAM REBOUNDS							0	0	-1							
	TOTALS	14	27	5	12	8	11	6	16	22	6	41	9	6	3	1	80

TOTAL FG %:	1st Half 51.9	2nd Half	Game 51.9	DEADBALL	
3 PT FG %:	1st Half 41.7	2nd Half	Game 41.7	REBOUNDS	1
FT %:	1st Half 72.7	2nd Half	Game 72.7		

Technical Fouls: 0

OFFICIALS:
BILLY BARNARD
JERRY JONES

SCORE BY PERIODS	1	2	OT	OT	OT	FINAL
WEBB	24					24
CLARKRANGE	41					41

SCORE BY QUARTERS

WEBB	11	13
CLARKRANGE	23	18

TOURNAMENT PAID ATTENDANCE: 2,361
TOTAL PAID ATTENDANCE: 5,961

OFFICIAL NCAA BASKETBALL BOX SCORE 03-23-90 MURFREESBORO
FINAL BOX

VISITORS: CLARKRANGE 24-10

NO	PLAYER	FG	FGA	3P	3PA	FT	FTA	OR	DR	TOT	PF	PTS	A	TO	BLK	S	MIN
12	WOOD	10	20	7	14	4	4	2	3	5	2	31	8	5	0	5	32
24	ASHBURN	3	4	1	2	3	3	2	2	4	3	10	3	6	1	0	29
30	L HOWARD	7	14	0	0	0	0	2	3	5	3	14	1	2	1	0	29
50	R JONES	4	5	0	0	0	0	3	7	10	3	8	0	1	0	0	25
52	CROUCH	4	9	3	6	1	2	0	7	7	2	12	1	3	1	1	28
32	HARGIS	0	1	0	0	0	0	1	0	1	0	0	0	0	0	0	2
54	RAMSEY	0	0	0	0	0	0	0	0	0	0	0	0	0	0	0	1
10	R TAYLOR	0	0	0	0	0	0	0	0	0	0	0	0	0	0	0	1
14	G HAYNES	0	0	0	0	0	0	0	1	1	1	0	0	0	0	0	1
34	C VAUGHN	0	0	0	0	0	0	0	0	0	0	0	0	0	0	0	1
04	M MILLER	0	1	0	0	0	0	2	0	2	0	0	0	1	0	0	1
22	G GARRETT	2	5	0	0	2	2	0	0	0	0	6	2	0	0	0	10
	TEAM REBOUNDS							1	0	0							
	TOTALS	30	59	11	22	10	11	13	23	36	14	81	15	18	3	6	160

TOTAL FG %:	1st Half	51.4	2nd Half	50.0	Game	50.8	DEADBALL
3 PT FG %:	1st Half	38.5	2nd Half	66.7	Game	50.0	REBOUNDS 1
FT %:	1st Half	0.0	2nd Half	90.9	Game	90.9	

Technical Fouls: 0

HOME: NORTH GREENE 31-4

NO	PLAYER	FG	FGA	3P	3PA	FT	FTA	OR	DR	TOT	PF	PTS	A	TO	BLK	S	MIN
20	MATHES	2	10	2	6	0	0	3	1	4	3	6	2	4	0	1	30
22	J SMITH	1	9	1	6	0	0	2	3	5	1	3	4	4	0	2	24
30	C JOHNSON	7	17	0	2	1	2	1	1	2	0	15	0	2	0	0	25
40	REYNOLDS	6	8	0	0	2	2	4	4	8	2	14	1	4	0	0	28
50	A LOFTIS	4	11	0	0	5	9	7	5	12	1	13	1	4	3	0	31
34	COBBLE	0	0	0	0	0	0	0	0	0	0	0	0	0	1	0	1
14	McLAIN	2	3	2	3	0	0	0	0	0	2	6	2	0	0	0	11
52	CRAWFORD	0	0	0	0	2	2	0	0	0	0	2	0	0	0	0	1
10	J JONES	0	2	0	2	0	0	1	0	1	0	0	3	0	0	0	6
12	GABY	0	1	0	0	2	2	0	1	1	1	2	0	1	0	0	1
32	C SELF	0	0	0	0	0	0	0	1	1	0	0	0	0	0	0	2
	TEAM REBOUNDS							1	0	-1							
	TOTALS	22	61	5	19	12	17	19	16	35	10	61	13	19	4	3	160

TOTAL FG %:	1st Half	42.9	2nd Half	30.3	Game	36.1	DEADBALL
3 PT FG %:	1st Half	42.9	2nd Half	16.7	Game	26.3	REBOUNDS 2
FT %:	1st Half	100.0	2nd Half	66.7	Game	70.6	

Technical Fouls: 0

OFFICIALS:
FRED KESSLER
NICHOLAS OWENS

SCORE BY PERIODS	1	2	OT	OT	OT	FINAL
CLARKRANGE	43	38				81
NORTH GREENE	29	32				61

SCORE BY QUARTERS:

CLARKRANGE	24	19	17	21
NORTH GREENE	16	13	11	21

TOURNEY PAID ATT.: 11,464; TOTAL ATT.: 26,364
CLARKRANGE NEW RECORD 3-FGM. 11
WOOD TIES 3-FGM RECORD. 7

OFFICIAL NCAA BASKETBALL BOX SCORE 03-23-90 MURFREESBORO
FIRST HALF

VISITORS: CLARKRANGE

NO	PLAYER	FG	FGA	3P	3PA	FT	FTA	OR	DR	TOT	PF	PTS	A	TO	BLK	S	MIN
12	WOOD	6	15	3	9	0	0	2	1	3	0	15	4	1	0	4	16
24	ASHBURN	1	1	0	0	0	0	1	2	3	2	2	3	0	0	0	16
30	L HOWARD	6	10	0	0	0	0	2	2	4	1	12	1	0	1	0	16
50	R JONES	3	3	0	0	0	0	2	4	6	1	6	0	0	0	0	12
52	CROUCH	3	7	2	4	0	0	0	2	2	0	8	1	2	0	0	13
32	HARGIS	DNP-															
54	RAMSEY	DNP-															
10	R TAYLOR	DNP-															
14	G HAYNES	DNP-															
34	C VAUGHN	DNP-															
04	M MILLER	DNP-															
22	G GARRETT	0	1	0	0	0	0	0	0	0	0	0	1	0	0	0	7
	TEAM REBOUNDS							1	0	0							
	TOTALS	19	37	5	13	0	0	8	11	19	4	43	10	3	1	4	80

TOTAL FG %:	1st Half	51.4	2nd Half		Game	51.4	DEADBALL
3 PT FG %:	1st Half	38.5	2nd Half		Game	38.5	REBOUNDS 1
FT %:	1st Half	0.0	2nd Half		Game	0.0	

Technical Fouls: 0

HOME: NORTH GREENE

NO	PLAYER	FG	FGA	3P	3PA	FT	FTA	OR	DR	TOT	PF	PTS	A	TO	BLK	S	MIN
20	MATHES	2	4	2	3	0	0	0	0	0	0	6	2	2	0	0	16
22	J SMITH	1	4	1	3	0	0	1	1	2	0	3	3	2	0	1	15
30	C JOHNSON	5	11	0	1	0	0	1	1	2	0	10	0	1	0	0	16
40	REYNOLDS	3	4	0	0	2	2	0	2	2	1	8	0	1	0	0	16
50	A LOFTIS	1	5	0	0	0	0	3	4	7	0	2	1	2	1	0	16
34	COBBLE	DNP-															
14	McLAIN	DNP-															
52	CRAWFORD	DNP-															
10	J JONES	0	0	0	0	0	0	0	0	0	0	0	1	0	0	0	1
12	GABY	DNP-															
32	C SELF	DNP-															
	TEAM REBOUNDS							0	0	0							
	TOTALS	12	28	3	7	2	2	5	9	14	1	29	7	8	1	1	80

TOTAL FG %:	1st Half	42.9	2nd Half		Game	42.9	DEADBALL
3 PT FG %:	1st Half	42.9	2nd Half		Game	42.9	REBOUNDS 0
FT %:	1st Half	100.0	2nd Half		Game	100.0	

Technical Fouls: 0

OFFICIALS:
FRED KESSLER
NICHOLAS OWENS

SCORE BY PERIODS	1	2	OT	OT	OT	FINAL
CLARKRANGE	43					43
NORTH GREENE	29					29

SCORE BY QUARTERS:

CLARKRANGE	24	19
NORTH GREENE	16	13

TOURNEY PAID ATT.: 11,464; TOTAL ATT.: 26,364

OFFICIAL NCAA BASKETBALL BOX SCORE 03-24-90 MURFREESBORO
FINAL BOX

VISITORS: CLARKRANGE 24-11

NO	PLAYER	FG	FGA	3P	3PA	FT	FTA	OR	DR	TOT	PF	PTS	A	TO	BLK	S	MIN
12	WOOD	2	8	1	5	5	6	1	3	4	4	10	5	6	0	1	31
24	ASHBURN	3	12	1	7	0	0	5	2	7	2	7	3	4	0	1	31
30	L HOWARD	4	11	0	0	3	4	4	2	6	4	11	0	3	0	0	28
50	R JONES	2	5	0	0	0	0	1	3	4	4	4	1	0	1	0	30
52	CROUCH	6	17	5	12	0	0	2	7	9	5	17	1	2	2	2	31
32	HARGIS	0	0	0	0	0	0	0	1	1	1	0	0	1	0	0	3
54	RAMSEY	0	0	0	0	0	0	0	0	0	0	0	0	0	0	0	1
10	R TAYLOR	0	0	0	0	0	0	1	0	1	0	0	0	0	0	0	1
14	G HAYNES	1	4	0	1	0	0	3	0	3	0	2	0	0	0	0	1
34	C VAUGHN	0	0	0	0	0	0	0	0	0	0	0	0	0	0	0	1
04	M MILLER	0	1	0	1	0	0	0	0	0	0	0	0	0	0	0	1
22	G GARRETT	0	0	0	0	0	0	0	0	0	1	0	0	1	0	0	1
	TEAM REBOUNDS							1	0	0							
	TOTALS	18	58	7	26	8	10	18	18	36	21	51	10	17	3	4	160

TOTAL FG %: 1st Half 37.0 2nd Half 25.8 Game 31.0 DEADBALL
3 PT FG %: 1st Half 30.8 2nd Half 23.1 Game 26.9 REBOUNDS 1
FT %: 1st Half 50.0 2nd Half 100.0 Game 80.0

Technical Fouls: 0

HOME: PICKETT COUNTY 28-8

NO	PLAYER	FG	FGA	3P	3PA	FT	FTA	OR	DR	TOT	PF	PTS	A	TO	BLK	S	MIN
12	MEADOWS	4	10	1	5	0	1	3	4	7	0	9	2	2	0	0	29
22	PARRIS	7	13	0	0	4	8	3	10	13	2	18	4	2	1	1	31
30	MITCHELL	5	12	1	6	8	8	3	4	7	4	19	1	2	1	0	23
33	B SMITH	2	6	1	3	7	8	0	1	1	1	12	5	5	2	0	31
44	RICH	1	3	1	1	2	2	4	2	6	3	5	3	3	0	0	22
52	BEASLEY	0	0	0	0	0	0	0	0	0	0	0	0	1	0	0	1
50	K KING	0	0	0	0	0	0	0	0	0	0	0	0	0	0	0	1
10	B GARRETT	0	0	0	0	0	0	0	0	0	0	0	0	0	0	0	1
20	S MELTON	0	1	0	1	2	3	1	2	3	0	2	1	1	0	1	20
54	ARMS	0	0	0	0	0	0	0	0	0	0	0	0	0	0	0	1
	TEAM REBOUNDS							0	0	-1							
	TOTALS	19	45	4	16	23	30	14	23	37	10	65	16	16	4	2	160

TOTAL FG %: 1st Half 35.7 2nd Half 52.9 Game 42.2 DEADBALL
3 PT FG %: 1st Half 25.0 2nd Half 0.0 Game 25.0 REBOUNDS 1
FT %: 1st Half 100.0 2nd Half 68.2 Game 76.7

Technical Fouls: 0

OFFICIALS:
JERRY JONES
LARRY HUTCHINSO

SCORE BY PERIODS	1	2	OT	OT	OT	FINAL
CLARKRANGE	26	25				51
PICKETT COUNTY	32	33				65

SCORE BY QUARTERS:

CLARKRANGE	15	11	10	15
PICKETT COUNTY	19	13	14	21

TOTAL PAID ATT.: 18,844; TOTAL ATT.: 38,944

OFFICIAL NCAA BASKETBALL BOX SCORE 03-24-90 MURFREESBORO
FIRST HALF

VISITORS: CLARKRANGE

NO	PLAYER	FG	FGA	3P	3PA	FT	FTA	OR	DR	TOT	PF	PTS	A	TO	BLK	S	MIN
12	WOOD	2	5	1	3	1	2	1	3	4	1	6	1	3	0	0	16
24	ASHBURN	1	7	0	4	0	0	1	2	3	1	2	3	2	0	0	16
30	L HOWARD	3	5	0	0	1	2	2	0	2	2	7	0	1	0	0	16
50	R JONES	1	2	0	0	0	0	1	1	2	1	2	1	0	1	0	16
52	CROUCH	3	8	3	6	0	0	1	4	5	2	9	1	1	0	1	16
32	HARGIS	DNP-															
54	RAMSEY	DNP-															
10	R TAYLOR	DNP-															
14	G HAYNES	DNP-															
34	C VAUGHN	DNP-															
04	M MILLER	DNP-															
22	G GARRETT	DNP-															
	TEAM REBOUNDS							0	0	-1							
	TOTALS	10	27	4	13	2	4	6	10	16	7	26	6	7	1	1	80

TOTAL FG %: 1st Half 37.0 2nd Half Game 37.0 DEADBALL
3 PT FG %: 1st Half 30.8 2nd Half Game 30.8 REBOUNDS 1
FT %: 1st Half 50.0 2nd Half Game 50.0

Technical Fouls: 0

HOME: PICKETT COUNTY

NO	PLAYER	FG	FGA	3P	3PA	FT	FTA	OR	DR	TOT	PF	PTS	A	TO	BLK	S	MIN
12	MEADOWS	1	6	1	5	0	0	1	0	1	0	3	1	1	0	0	14
22	PARRIS	3	5	0	0	0	0	1	7	8	0	6	2	1	0	0	16
30	MITCHELL	4	11	1	6	6	6	3	3	6	2	15	1	2	1	0	16
33	B SMITH	1	4	1	3	2	2	0	1	1	1	5	4	1	0	0	16
44	RICH	1	1	1	1	0	0	3	1	4	1	3	1	1	0	0	11
52	BEASLEY	DNP-															
50	K KING	DNP-															
10	B GARRETT	DNP-															
20	S MELTON	0	1	0	1	0	0	0	0	0	0	0	0	0	0	0	7
54	ARMS	DNP-															
	TEAM REBOUNDS							0	0	0							
	TOTALS	10	28	4	16	8	8	8	12	20	4	32	9	6	1	0	80

TOTAL FG %: 1st Half 35.7 2nd Half Game 35.7 DEADBALL
3 PT FG %: 1st Half 25.0 2nd Half Game 25.0 REBOUNDS 0
FT %: 1st Half 100.0 2nd Half Game 100.0

Technical Fouls: 0

OFFICIALS:
JERRY JONES
LARRY HUTCHINSO

SCORE BY PERIODS	1	2	OT	OT	OT	FINAL
CLARKRANGE	26					26
PICKETT COUNTY	32					32

SCORE BY QUARTERS:

CLARKRANGE	15	11
PICKETT COUNTY	19	13

TOTAL PAID ATT.: 18,844; TOTAL ATT.: 38,944

1988 Class A State Boys' Basketball Tournament

March 16 - March 19, 1988 · Vanderbilt Memorial Gym - Nashville, TN

Game 1
Wed. Mar. 16 11:00 AM

Dresden (27-3)	70
Unaka (26-9)	60

Game 2
Wed. Mar. 16 12:45 PM

Boyd Buchanan (28-5)	64
Richland (25-5)	59

Game 3
Wed. Mar. 16 2:30 PM

Clarkrange (28-5)	71
Mt. Pleasant (20-8)	67

Game 4
Wed. Mar. 16 5:45 PM

East Robertson (34-2)	88
South Fulton (24-7)	61

Game 5
Fri. Mar. 18 11:00 AM

Dresden	69
Boyd Buchanan	76

Game 6
Fri. Mar. 18 12:45 PM

Clarkrange	87
East Robertson	104

Game 7
Sat. Mar. 19 4:00 PM

Boyd Buchanan	80
East Robertson	96

East Robertson
STATE CHAMPION

OFFICIAL NCAA BASKETBALL BOX SCORE

Date 3-16-88 Site Nashville, Tennessee Memorial Gym

VISITORS (Last Name, First)

No.	CLARKRANGE (29-5)		Total FG FG	Total FG FGA	3-point FG	3-point FGA	FT	FTA	Rebounds Off	Rebounds Def	Rebounds Tot	PF	TP	A	TO	BLK	S	MIN
20	BUCK, Mike	f	8	13	1	3	3	5	2	6	8	4	20	4	4	1	4	
33	STULTS, Scott	f	0	1			0	0	0	0	0	2	0	1	1			
21	CROUCH, Kenneth	c	3	7			2	2	2	3	5	4	8	2	2		1	
22	ROBERTS, Tony	g	6	9	3	5	0	0	0	2	2	4	15	5	1		1	
25	RICHARDS, Jimmy	g	6	11	3	5	1	4	1	3	4	1	16	6	2		1	
44	CROUCH, Billy		6	9			0	0	1	4	5	0	12		1	2	2	
	TEAM REBOUNDS (included in Totals)								1	2	3							
	TOTALS		29	50	7	13	6	11	7	20	27	15	71	18	11	3	9	

TOTAL FG %: 1st Half 72.0 2nd Half 44.0 Game 58.0
3-Pt. FG %: 1st Half 50.0 2nd Half 66.7 Game 53.8
FT %: 1st Half — 2nd Half 54.5 Game 54.5

Deadball Rebounds 4

HOME (Last Name, First)

No.	MOUNT PLEASANT (20-9)		Total FG FG	Total FG FGA	3-point FG	3-point FGA	FT	FTA	Rebounds Off	Rebounds Def	Rebounds Tot	PF	TP	A	TO	BLK	S	MIN
23	POLK, Chris	f	4	11			2	4	2	1	3	3	10	1	1		2	
51	BROWN, Clifton	f	4	7	1	2	2	2	2	4	6	2	11		1			
31	MAYES, Otis	c	5	14			1	2	2	1	3	3	11	1	4		2	
13	DUDLEY, Wakren	g	5	14			0	0	1	5	6	3	10	2	2		2	
15	STOCKARD, Rod	g	3	5	0	1	0	0	1	0	1	1	6	3	1		1	
11	HUGHES, Eric		5	9	3	6	2	2	2	2	4	0	15	4	1		1	
21	BALLINGER, Rodney		0	1			0	0	0	0	0	0	0					
33	McGILL, Lamont		2	2			0	1	4	1	5	0	4		1			
	TEAM REBOUNDS (included in Totals)								0	1	1							
	TOTALS		28	63	4	9	7	11	14	15	29	12	67	11	11	0	8	

TOTAL FG %: 1st Half 56.7 2nd Half 33.3 Game 44.4
3-Pt. FG %: 1st Half 60.0 2nd Half 25.0 Game 44.4
FT %: 1st Half 50.0 2nd Half 71.4 Game 63.6

Deadball Rebounds 5

OFFICIALS: Dennis Dockins, Roy Dill

SCORE BY PERIODS	1st H.	2nd H.	OT	OT	FINAL
Clarkrange	21-20	13-17			71
Mt. Pleasant	15-21	15-13			67

Technical Fouls:

Attendance 4,225

Copyright 1987 The Intl. Chess Hall of Fame

14

OFFICIAL NCAA BASKETBALL BOX SCORE

Date 3-18-88 Site Memorial Gym

VISITORS (Last Name, First)

No.	EAST ROBERTSON (36-2)		Total FG FG	Total FG FGA	3-point FG	3-point FGA	FT	FTA	Off	Def	Tot	PF	TP	A	TO	BLK	S	MIN
23	VAUGHN, Jimbo	f	6	12	1	3	2	2	1	2	3	1	15	4	7			
33	GROVES, Carlus	f	8	14			8	9	7	5	12	4	24	4	1		2	
42	BELL, Marcus	c	7	7			0	0	5	5	10	2	14	1		1	1	
35	MURPHY, Neil	g	4	6	2	3	0	0	0	4	4	5	10	3	2	1	1	
45	COOK, Anthony	g	11	18	6	9	4	4	0	3	3	3	32	8	3		4	
10	DOTSON, Tyrone		4	11	1	4	0	1	1	1	2	2	9	5	4		1	
34	KIRBY, Jeff		0	0			0	0	0	0	0	0	0					
52	WALL, Chris		0	0			0	0	0	1	1	0	0					
5	LUCAS, David		0	0			0	0	0	0	0	0	0					
32	GOOSTREE, Phil		0	0			0	0	0	1	1	0	0					
	TEAM REBOUNDS (included in Totals)								2	3	5							
	TOTALS		40	68	10	19	14	16	16	25	41	17	104	25	17	2	9	

TOTAL FG %: 1st Half 55.9 2nd Half 61.8 Game 58.8
3-Pt. FG %: 1st Half 44.4 2nd Half 60.0 Game 52.6
FT %: 1st Half 66.7 2nd Half 100.0 Game 87.5

Deadball Rebounds 2

HOME (Last Name, First)

No.	CLARK RANGE (29-6)		Total FG FG	Total FG FGA	3-point FG	3-point FGA	FT	FTA	Off	Def	Tot	PF	TP	A	TO	BLK	S	MIN
20	BUCK, Mike	f	8	23	2	7	4	4	6	1	7	4	22	7			6	
33	STULTS, Scott	f	0	0			0	0	0	0	0	0	0	1			1	
21	CROUCH, Kenneth	c	6	12	0	1	9	12	5	5	10	2	21	1	2			
22	ROBERTS, Tony	g	7	16	4	9	5	6	3	0	3	4	23	1	2		2	
25	RICHARDS, Jimmy	g	5	12	1	5	4	5	4	2	6	2	15	4	7		3	
44	CROUCH, Billy		3	6			0	0	1	1	2	2	6		1		1	
12	SHAVER, Jamey		0	0			0	0	0	0	0	0	0					
31	BUCK, Larry		0	0			0	0	0	1	1	0	0					
24	ASHBURN, Derrick		0	1			0	0	0	0	0	0	0					
	TEAM REBOUNDS (included in Totals)								0	0	0							
	TOTALS		29	70	7	22	22	27	19	10	29	14	87	14	12	0	13	

TOTAL FG %: 1st Half 45.7 2nd Half 37.1 Game 41.4
3-Pt. FG %: 1st Half 50.0 2nd Half 16.7 Game 31.8
FT %: 1st Half 100.0 2nd Half 73.7 Game 81.5

Deadball Rebounds 4

OFFICIALS: Sam Parks, Mike Northcutt

SCORE BY PERIODS	1st H.	2nd H.	OT	OT	FINAL
East Robertson	21-25	30-28			104
Marlborough	19-22	15-27			87

Technical Fouls:

Attendance

1987 Class A State Boys' Basketball Tournament

March 17 - March 20, 1987 · Vanderbilt Memorial Gym - Nashville, TN

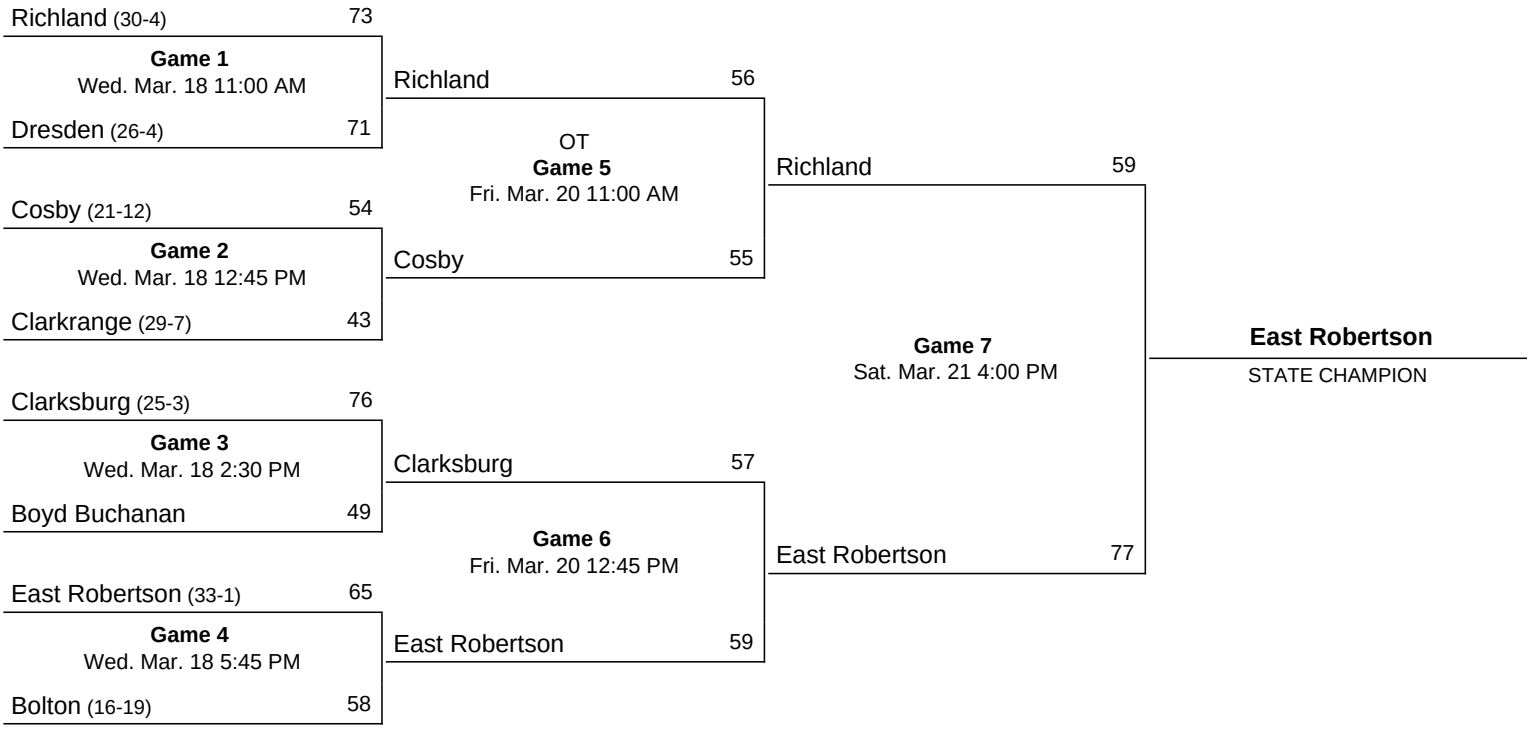

OFFICIAL NCAA BASKETBALL BOX SCORE

Date 3-19-87 Site VANDERBILT

VISITORS (Last Name, First)

No.	COSBY		FG	FGA	FT	FTA	REB	PF	TP	MIN	A	TO		
20	BRYANT, Billy	f	0	0	0	0	1	0	0		1			
23	VALENTINE, Gary	f	0	0	0	0	0	0	0					
24	MOORE, Manney	c	6	13	6	7	4	1	18		2			
25	LANE, Sean	g	0	0	0	0	0	0	0					
30	LEDFORD, Kenny	g	0	0	1	2	3	2	1		2			
33	BAILEY, John		3	7	0	0	4	0	6					
34	JOHNSON, John		8	13	3	7	10	2	19		2		1	1
35	CODY, Davey		1	2	0	0	0	0	2		1			
40	BENSON, Robin		2	5	4	4	9	3	8				1	2
44	WILLIAMSON, Charlie		0	0	0	0	0	0	0					
45	WINES, Charlie		0	0	0	0	0	0	0					
55	ARROWOOD, Chad													
	TEAM REBOUNDS (Included in Totals)						5							
	TOTALS		20	40	14	20	36	8	54		8	17		

FG %: 1st Half 42.3 2nd Half 64.3 Game 50.0

FT %: 1st Half 100.0 2nd Half 62.5 Game 70.0

HOME

No.	CLARKRANGE		FG	FGA	FT	FTA	REB	PF	TP	MIN	A	TO		
10	DISHMON, Jamie	f	0	0	0	0	0	0	0					
12	WALKER, Mark	f	0	4	0	0	3	5	0		1		1	
20	BUCK, Mike	c	5	14	2	2	8	1	12		1			2
21	CROUCH, Kenneth	g	7	14	3	5	2	1	17				2	
22	ROBERTS, Tony	g	3	8	0	0	1	5	6		3			
24	ASHBURN, Direck		0	0	0	0	0	0	0					
25	RICHARDS, Jimmy		4	11	0	0	2	3	8		3			4
31	BUCK, Larry		0	0	0	0	0	0	0					
33	STULTS, Scotty		0	1	0	0	0	0	0					
34	WALKER, Marty		0	0	0	0	1	0	0					
35	RAMSEY, Robbie		0	1	0	0	0	3	0					
52	CROUCH, Billy													
	TEAM REBOUNDS (Included in Totals)						5							
	TOTALS		19	53	5	7	22	18	43		8	7		

FG %: 1st Half 33.3 2nd Half 39.1 Game 35.8

FT %: 1st Half 50.0 2nd Half 100.0 Game 71.4

Deadball Rebounds: 1

OFFICIALS: Eddie Coleman, Raymond Duke

Technical Fouls:

Attendance

SCORE BY PERIODS

	1st H.	2nd H.	OT	OT	Final
Cosby	14-12	6-22			54
Clarkrange	16-6	11-10			43

Copyright 1984 National Collegiate Athletic Association