Westwood High School
Boys' Basketball
Memphis, TN

POSTSEASON HISTORY REPORT

GENERATED MAY 19, 2024

Summary

Championship Record: 6-2
Appearances (3): 2010, 1986, 1985
Finals Appearances/Runners-up (2): 1985, 1986
Championships (1): 1986

Finals Appearances

Year	Class	Award	Detail
1985	Class AAA	Team Runner-Up	
1986	Class AAA	Team Champions	(33-2)

Awards

Year	Award	Name	Class
1986	Most Valuable Player	Cheyenne Gibson	Class AAA

2010 Class A State Boys' Basketball Tournament

March 17 - March 20, 2010 · Murphy Center - MTSU - Murfreesboro, TN

Game 1
Wed. Mar. 17 10:00 AM

CSAS (27-7)	49
Harriman (21-10)	44

Game 2
Wed. Mar. 17 11:45 AM

Clarksville Academy (33-2)	54
Wayne Co. (20-10)	40

Game 3
Wed. Mar. 17 1:30 PM

Westwood (23-7)	68
Humboldt (23-5)	50

Game 4
Wed. Mar. 17 3:15 PM

Chattanooga Grace (22-7)	50
Oliver Springs (22-10)	44

Game 5
Fri. Mar. 19 10:00 AM

CSAS	50
Clarksville Academy	59

Game 6
Fri. Mar. 19 11:45 AM

Westwood	53
Chattanooga Grace	66

2 OT
Game 7
Sat. Mar. 20 2:00 PM

Clarksville Academy	82
Chattanooga Grace	77

Clarksville Academy
STATE CHAMPION

Official Basketball Box Score
Humboldt vs Westwood
3/17/10 1:30 PM at Murphy Center (Murfreesboro, TN)

VISITORS: Humboldt 23-6

##	Player Name		TOT-FG FG-FGA	3-PT FG-FGA	FT-FTA	REBOUNDS OF	DE	TOT	PF	TP	A	TO	BLK	S	MIN
20	Brooks, Antonio.....	*	3-15	1-12	0-0	0	1	1	4	7	1	4	0	1	23
23	Campbell, Quan.....	*	6-12	0-2	1-2	0	2	2	3	13	1	3	0	2	32
31	Dunbar, Darren.....	*	3-7	1-1	2-3	5	5	10	5	9	4	3	0	1	22
32	Bryson, Tevin.....	*	3-8	0-0	0-2	4	1	5	1	6	0	1	0	0	29
34	Martin, Rendell.....	*	3-8	0-0	2-6	6	8	14	5	8	1	0	1	0	30
01	McCurry, Myron.....		0-1	0-1	0-0	0	0	0	1	0	0	0	0	0	2
05	McLilly, Chris.....		0-0	0-0	0-0	0	0	0	0	0	0	0	0	0	1
22	Williams, Aaron.....		0-0	0-0	0-0	0	0	0	0	0	0	0	0	0	1
24	Pirtle, Devante.....		1-5	1-4	0-0	0	1	1	1	3	0	0	0	0	3
25	Jackson, Xavier.....		0-0	0-0	0-0	2	0	2	2	0	0	2	0	0	3
30	Moody, C.C.....		0-0	0-0	0-0	0	0	0	0	0	0	0	0	0	3
33	Kimble, J.K.....		1-4	0-0	2-2	3	2	5	1	4	1	3	0	0	11
	TEAM.....					2	5	7				1			
	Totals.....		20-60	3-20	7-15	22	25	47	23	50	8	17	1	4	160

TOTAL FG% 1st Half:	10-26 38.5%	2nd Half:	10-34 29.4%	Game:	33.3%	DEADB
3-Pt. FG% 1st Half:	0-1 0.0%	2nd Half:	3-19 15.8%	Game:	15.0%	REBS
F Throw % 1st Half:	5-7 71.4%	2nd Half:	2-8 25.0%	Game:	46.7%	5

HOME TEAM: Westwood 24-7

##	Player Name		TOT-FG FG-FGA	3-PT FG-FGA	FT-FTA	REBOUNDS OF	DE	TOT	PF	TP	A	TO	BLK	S	MIN
20	Holt, Courtney.....	*	3-12	1-3	5-7	0	6	6	2	12	0	0	0	1	32
25	Pledge, David.....	*	4-11	0-3	4-8	1	2	3	0	12	3	1	0	5	32
32	Sullivan, Jarvis....	*	1-4	0-0	1-6	6	0	6	2	3	0	2	0	0	17
33	Smith, Zachery.....	*	0-3	0-3	0-0	0	1	1	1	0	0	3	0	0	14
42	Thomas, Donnie.....	*	0-2	0-0	3-4	3	4	7	4	3	3	1	3	1	18
01	Nesby, AC.....		3-4	0-0	0-2	7	1	8	2	6	1	3	0	3	24
24	Gary, Montrezes.....		13-24	6-12	0-2	2	3	5	2	32	0	0	0	2	22
31	Turner, Bernard.....		0-1	0-0	0-0	0	0	0	0	0	0	0	0	0	0
34	McBride, Justin.....		0-1	0-0	0-0	0	0	0	0	0	0	0	0	0	0
40	Boxley, Terrance....		0-0	0-0	0-0	0	0	0	1	0	0	0	0	0	1
	TEAM.....					1	4	5							
	Totals.....		24-62	7-21	13-29	20	21	41	14	68	7	10	3	12	160

TOTAL FG% 1st Half:	10-34 29.4%	2nd Half:	14-28 50.0%	Game:	38.7%	DEADB
3-Pt. FG% 1st Half:	2-13 15.4%	2nd Half:	5-8 62.5%	Game:	33.3%	REBS
F Throw % 1st Half:	1-3 33.3%	2nd Half:	12-26 46.2%	Game:	44.8%	9

Officials: Wayne Lawless, Craig Carmichael, Tom Titus
Technical fouls: Humboldt-TEAM. Westwood-None.
Attendance:

Score by Periods	1st	2nd	3rd	4th		Total
Humboldt.....	16	9	9	16	-	50
Westwood.....	9	14	21	24	-	68

Play-by-Play
Humboldt vs Westwood
3/17/10 1:30 PM at Murphy Center (Murfreesboro, TN)

1st PERIOD Play-by-Play (Page 1)

HOME TEAM: Westwood	TIME	SCORE	MAR	VISITORS: Humboldt
	07:42	0-2	V 2	GOOD! LAYUP by Campbell, Quan [PNT]
	07:38			ASSIST by Dunbar, Darren
MISSED 3 PTR by Pledge, David	07:24			REBOUND (DEF) by Bryson, Tevin
	07:16			MISSED LAYUP by Bryson, Tevin
	07:16			REBOUND (OFF) by Dunbar, Darren
REBOUND (DEF) by Thomas, Donnie	07:12			MISSED JUMPER by Dunbar, Darren
	07:10			FOUL by Dunbar, Darren (P1T1)
MISSED JUMPER by Holt, Courtney	06:56			
REBOUND (OFF) by Thomas, Donnie	06:56			
MISSED 3 PTR by Smith, Zachery	06:49			
REBOUND (OFF) by Sullivan, Jarvis	06:49			
MISSED JUMPER by Sullivan, Jarvis	06:47			REBOUND (DEF) by Dunbar, Darren
	06:35			MISSED LAYUP by Campbell, Quan
	06:35			REBOUND (OFF) by Bryson, Tevin
	06:31			MISSED JUMPER by Bryson, Tevin
	06:31			REBOUND (OFF) by Dunbar, Darren
	06:29			MISSED JUMPER by Dunbar, Darren
	06:29			REBOUND (OFF) by Martin, Rendell
	06:25	0-4	V 4	GOOD! JUMPER by Martin, Rendell [PNT]
GOOD! JUMPER by Pledge, David	06:05	2-4	V 2	
FOUL by Sullivan, Jarvis (P1T1)	05:53			
	05:39	2-6	V 4	GOOD! LAYUP by Campbell, Quan [PNT]
MISSED JUMPER by Holt, Courtney	05:23			REBOUND (DEF) by Dunbar, Darren
BLOCK by Thomas, Donnie	05:14			MISSED LAYUP by Martin, Rendell
REBOUND (DEF) by Smith, Zachery	05:12			
MISSED 3 PTR by Pledge, David	05:02			REBOUND (DEF) by Martin, Rendell
FOUL by Sullivan, Jarvis (P2T2)	05:01			
	04:48			MISSED JUMPER by Brooks, Antonio
	04:48			REBOUND (OFF) by Bryson, Tevin
	04:46			MISSED JUMPER by Bryson, Tevin
	04:46			REBOUND (OFF) by Bryson, Tevin
	04:42	2-8	V 6	GOOD! JUMPER by Bryson, Tevin [PNT]
TURNOVR by Sullivan, Jarvis	04:25			
SUB IN : Boxley, Terrance	04:23			
SUB OUT: Sullivan, Jarvis	04:23			
	04:12			MISSED LAYUP by Campbell, Quan
	04:12			REBOUND (OFF) by Dunbar, Darren
REBOUND (DEF) by Holt, Courtney	04:06			MISSED JUMPER by Martin, Rendell
MISSED 3 PTR by Smith, Zachery	03:56			
REBOUND (OFF) by (TEAM)	03:56			
	03:56			FOUL by Dunbar, Darren (P2T2)
TURNOVR by Smith, Zachery	03:52			
	03:47			STEAL by Brooks, Antonio
	03:35	2-10	V 8	GOOD! LAYUP by Dunbar, Darren [PNT]
	03:35			ASSIST by Bryson, Tevin
FOUL by Boxley, Terrance (P1T3)	03:35	2-11	V 9	GOOD! FT SHOT by Dunbar, Darren
TIMEOUT 30sec	03:35			
SUB IN : Gary, Montrezes	03:35			SUB IN : Kimble, J.K.
SUB IN : Nesby, AC	03:35			SUB OUT: Dunbar, Darren
SUB OUT: Thomas, Donnie	03:35			
SUB OUT: Boxley, Terrance	03:35			
TURNOVR by Smith, Zachery	03:28			
	03:27			STEAL by Campbell, Quan
	03:20			MISSED LAYUP by Kimble, J.K.
	03:20			REBOUND (OFF) by Martin, Rendell
REBOUND (DEF) by Holt, Courtney	03:13			MISSED 3 PTR by Brooks, Antonio
	02:56			FOUL by Kimble, J.K. (P1T3)
GOOD! LAYUP by Holt, Courtney [PNT]	02:54	4-11	V 7	
REBOUND (DEF) by (TEAM)	02:39			MISSED JUMPER by Kimble, J.K.
TURNOVR by Smith, Zachery	02:24			
STEAL by Gary, Montrezes	02:08			TURNOVR by Brooks, Antonio
MISSED 3 PTR by Gary, Montrezes	02:01			REBOUND (DEF) by Bryson, Tevin
FOUL by Smith, Zachery (P1T4)	01:46	4-12	V 8	GOOD! FT SHOT by Kimble, J.K.
	01:46	4-13	V 9	GOOD! FT SHOT by Kimble, J.K.
MISSED LAYUP by Holt, Courtney	01:32			BLOCK by Bryson, Tevin
	01:30			REBOUND (DEF) by Bryson, Tevin
	01:27	4-15	V 11	GOOD! LAYUP by Campbell, Quan [PNT]

MISSED 3 PTR by Smith, Zachery	01:11			
REBOUND (OFF) by Gary, Montrezes	01:11			
STEAL by Holt, Courtney	01:04			
GOOD! JUMPER by Gary, Montrezes	01:02	6-15	V 9	
FOUL by Holt, Courtney (P1T5)	00:22			
	00:18			TURNOVR by Brooks, Antonio
STEAL by Pledge, David	00:17			
MISSED LAYUP by Gary, Montrezes	00:13			
REBOUND (OFF) by Nesby, AC	00:13			
	00:13			FOUL by Martin, Rendell (P1T4)
GOOD! 3 PTR by Gary, Montrezes	00:10	9-15	V 6	
ASSIST by Nesby, AC	00:10			
FOUL by Nesby, AC (P1T6)	00:01			MISSED FT SHOT by Bryson, Tevin
	00:01			REBOUND (OFF) by (DEADBALL)
	00:01	9-16	V 7	GOOD! FT SHOT by Bryson, Tevin

Humboldt 16, Westwood 9

2nd PERIOD Play-by-Play (Page 1)

HOME TEAM: Westwood	TIME	SCORE	MAR	VISITORS: Humboldt
	07:45			TURNOVR by Kimble, J.K.
STEAL by Gary, Montrezes	07:44			
GOOD! LAYUP by Pledge, David [PNT]	07:43	11-16	V 5	
	07:08			TURNOVR by Jackson, Xavier
GOOD! LAYUP by Gary, Montrezes [FB/PNT]	07:06	13-16	V 3	
	07:00			SUB IN : Moody, C.C.
	07:00			SUB IN : Kimble, J.K.
	07:00			SUB OUT: Dunbar, Darren
	07:00			SUB OUT: Brooks, Antonio
	07:00			SUB OUT: Campbell, Quan
	07:00			SUB OUT: Bryson, Tevin
	06:50			MISSED LAYUP by Pirtle, Devante
	06:50			REBOUND (OFF) by Martin, Rendell
	06:43	13-18	V 5	GOOD! LAYUP by Martin, Rendell [PNT]
SUB IN : Nesby, AC	06:39			
SUB OUT: Thomas, Donnie	06:39			
MISSED LAYUP by Pledge, David	06:29			REBOUND (DEF) by Dunbar, Darren
	06:10			TURNOVR by Dunbar, Darren
STEAL by Pledge, David	06:09			
MISSED JUMPER by Gary, Montrezes	05:57			REBOUND (DEF) by Dunbar, Darren
	05:38			TURNOVR by Brooks, Antonio
STEAL by Thomas, Donnie	05:37			
MISSED LAYUP by McBride, Justin	05:32			
REBOUND (OFF) by Nesby, AC	05:32			
MISSED 3 PTR by Gary, Montrezes	05:21			
REBOUND (OFF) by Nesby, AC	05:21			
TURNOVR by Nesby, AC	05:21			
	05:04	13-20	V 7	GOOD! JUMPER by Brooks, Antonio [PNT]
MISSED 3 PTR by Holt, Courtney	04:45			REBOUND (DEF) by Bryson, Tevin
	04:28	13-22	V 9	GOOD! JUMPER by Brooks, Antonio
TIMEOUT 30sec	04:26			
GOOD! LAYUP by Nesby, AC [PNT]	04:13	15-22	V 7	
STEAL by Nesby, AC	03:53			TURNOVR by Campbell, Quan
	03:50			FOUL by Campbell, Quan (P1T5)
MISSED 3 PTR by Gary, Montrezes	03:50			
REBOUND (OFF) by Nesby, AC	03:50			
MISSED LAYUP by Holt, Courtney	03:46			
REBOUND (OFF) by Thomas, Donnie	03:46			
MISSED JUMPER by Thomas, Donnie	03:44			
REBOUND (OFF) by Thomas, Donnie	03:44			
GOOD! FT SHOT by Thomas, Donnie	03:38	16-22	V 6	FOUL by Dunbar, Darren (P3T6)
MISSED FT SHOT by Thomas, Donnie	03:38			REBOUND (DEF) by Martin, Rendell
	03:38			SUB OUT: Moody, C.C.
	03:28	16-24	V 8	GOOD! LAYUP by Bryson, Tevin [PNT]
	03:28			ASSIST by Kimble, J.K.
MISSED LAYUP by Thomas, Donnie	03:06			
REBOUND (OFF) by Pledge, David	03:06			
GOOD! JUMPER by Pledge, David [PNT]	03:03	18-24	V 6	
ASSIST by Thomas, Donnie	02:58			
BLOCK by Thomas, Donnie	02:43			MISSED JUMPER by Bryson, Tevin
	02:41			REBOUND (OFF) by Kimble, J.K.
	02:39			TURNOVR by Kimble, J.K.
SUB IN : Thomas, Donnie	02:39			
SUB OUT: Sullivan, Jarvis	02:39			

MISSED 3 PTR by Pledge, David	02:24			REBOUND (DEF) by Kimble, J.K.
STEAL by Pledge, David	02:09			TURNOVR by Kimble, J.K.
MISSED LAYUP by Nesby, AC	02:02			REBOUND (DEF) by Campbell, Quan
FOUL by Nesby, AC (P2T7)	02:01			
SUB IN : Gary, Montrezes	02:01			
SUB IN : Sullivan, Jarvis	02:01			
SUB OUT: Thomas, Donnie	02:01			
SUB OUT: Smith, Zachery	02:01			
SUB OUT: Nesby, AC	02:01			
GOOD! 3 PTR by Holt, Courtney	01:46	21-24	V 3	
ASSIST by Pledge, David	01:46			
FOUL by Thomas, Donnie (P1T8)	01:28			MISSED FT SHOT by Martin, Rendell
	01:28			REBOUND (OFF) by (DEADBALL)
	01:28	21-25	V 4	GOOD! FT SHOT by Martin, Rendell
MISSED 3 PTR by Gary, Montrezes	01:15			
REBOUND (OFF) by Sullivan, Jarvis	01:15			
MISSED JUMPER by Sullivan, Jarvis	01:09			REBOUND (DEF) by (TEAM)
	01:09			TURNOVR by (TEAM)
	01:09			SUB IN : McLilly, Chris
	01:09			SUB OUT: Martin, Rendell
MISSED FT SHOT by Pledge, David	01:03			FOUL by Brooks, Antonio (P1T7)
	01:03			REBOUND (DEF) by (TEAM)
REBOUND (DEF) by Thomas, Donnie	00:09			MISSED LAYUP by Campbell, Quan
GOOD! LAYUP by Gary, Montrezes [FB/PNT]	00:04	23-25	V 2	

Humboldt 25, Westwood 23

3rd PERIOD Play-by-Play (Page 1)

HOME TEAM: Westwood	TIME	SCORE	MAR	VISITORS: Humboldt
SUB IN : Nesby, AC	08:00			
SUB IN : Gary, Montrezes	08:00			
SUB OUT: Sullivan, Jarvis	08:00			
SUB OUT: Smith, Zachery	08:00			
	07:51			TURNOVR by Campbell, Quan
GOOD! 3 PTR by Gary, Montrezes	07:32	26-25	H 1	
	07:17			MISSED JUMPER by Dunbar, Darren
	07:17			REBOUND (OFF) by Dunbar, Darren
MISSED JUMPER by Turner, Bernard	07:14			REBOUND (DEF) by Brooks, Antonio
	06:50	26-27	V 1	GOOD! JUMPER by Campbell, Quan
TURNOVR by Pledge, David	06:32			
	06:31			STEAL by Dunbar, Darren
FOUL by Holt, Courtney (P2T1)	06:25	26-28	V 2	GOOD! FT SHOT by Campbell, Quan
REBOUND (DEF) by Thomas, Donnie	06:25			MISSED FT SHOT by Campbell, Quan
GOOD! JUMPER by Gary, Montrezes	06:05	28-28	T 1	
ASSIST by Thomas, Donnie	06:00			
REBOUND (DEF) by Thomas, Donnie	05:53			MISSED LAYUP by Bryson, Tevin
	05:50			FOUL by Brooks, Antonio (P2T1)
MISSED 3 PTR by Holt, Courtney	05:34			REBOUND (DEF) by (TEAM)
REBOUND (DEF) by Holt, Courtney	05:16			MISSED LAYUP by Dunbar, Darren
MISSED FT SHOT by Nesby, AC	05:12			FOUL by Brooks, Antonio (P3T2)
REBOUND (OFF) by (DEADBALL)	05:12			
MISSED FT SHOT by Nesby, AC	05:12			REBOUND (DEF) by Dunbar, Darren
	04:56			MISSED 3 PTR by Brooks, Antonio
	04:56			REBOUND (OFF) by Martin, Rendell
BLOCK by Thomas, Donnie	04:51			MISSED JUMPER by Martin, Rendell
REBOUND (DEF) by Gary, Montrezes	04:49			
GOOD! 3 PTR by Gary, Montrezes	04:41	31-28	H 3	
FOUL by Gary, Montrezes (P1T2)	04:31			MISSED FT SHOT by Bryson, Tevin
	04:31			REBOUND (OFF) by (DEADBALL)
REBOUND (DEF) by (TEAM)	04:31			MISSED FT SHOT by Bryson, Tevin
MISSED JUMPER by Gary, Montrezes	04:20			
REBOUND (OFF) by Nesby, AC	04:20			
MISSED JUMPER by Holt, Courtney	04:14			REBOUND (DEF) by (TEAM)
	03:44			MISSED JUMPER by Bryson, Tevin
	03:44			REBOUND (OFF) by Dunbar, Darren
	03:41	31-30	H 1	GOOD! TIP-IN by Dunbar, Darren [PNT]
MISSED JUMPER by Gary, Montrezes	03:23			
REBOUND (OFF) by Nesby, AC	03:23			
GOOD! JUMPER by Nesby, AC [PNT]	03:20	33-30	H 3	
	03:10			TURNOVR by Dunbar, Darren
STEAL by Nesby, AC	03:09			
GOOD! LAYUP by Pledge, David [PNT]	03:08	35-30	H 5	
	03:08			FOUL by Campbell, Quan (P2T3)

	03:07			TIMEOUT TEAM
MISSED FT SHOT by Pledge, David	03:07			REBOUND (DEF) by Martin, Rendell
REBOUND (DEF) by Holt, Courtney	02:50			MISSED 3 PTR by Brooks, Antonio
GOOD! LAYUP by Gary, Montrezes [PNT]	02:40	37-30	H 7	
	02:28			FOUL by Dunbar, Darren (P4T4)
	02:28			TURNOVR by Dunbar, Darren
	02:28			SUB IN : Kimble, J.K.
	02:28			SUB OUT: Dunbar, Darren
MISSED LAYUP by Pledge, David	02:11			REBOUND (DEF) by Kimble, J.K.
	02:00			FOUL by Campbell, Quan (P3T5)
GOOD! JUMPER by Gary, Montrezes	01:46	39-30	H 9	
ASSIST by Pledge, David	01:46			
	01:31			MISSED 3 PTR by Brooks, Antonio
	01:31			REBOUND (OFF) by Kimble, J.K.
REBOUND (DEF) by Gary, Montrezes	01:28			MISSED JUMPER by Kimble, J.K.
GOOD! LAYUP by Nesby, AC [PNT]	01:22	41-30	H 11	
ASSIST by Pledge, David	01:22			
	01:18			TIMEOUT 30sec
	01:06	41-32	H 9	GOOD! LAYUP by Martin, Rendell [PNT]
	01:06			ASSIST by Campbell, Quan
GOOD! 3 PTR by Gary, Montrezes	00:53	44-32	H 12	
ASSIST by Thomas, Donnie	00:53			
	00:38	44-34	H 10	GOOD! LAYUP by Martin, Rendell [PNT]
	00:38			ASSIST by Dunbar, Darren
FOUL by Thomas, Donnie (P2T3)	00:21			
TURNOVR by Thomas, Donnie	00:21			
	00:12			MISSED 3 PTR by Brooks, Antonio
	00:12			REBOUND (OFF) by Bryson, Tevin
REBOUND (DEF) by Pledge, David	00:06			MISSED 3 PTR by Brooks, Antonio
MISSED JUMPER by Gary, Montrezes	00:00			REBOUND (DEF) by (TEAM)

Westwood 44, Humboldt 34

4th PERIOD Play-by-Play (Page 1)

HOME TEAM: Westwood	TIME	SCORE	MAR	VISITORS: Humboldt
GOOD! FT SHOT by Thomas, Donnie	07:40	45-34	H 11	FOUL by Martin, Rendell (P2T6)
GOOD! FT SHOT by Thomas, Donnie	07:40	46-34	H 12	
SUB IN : Nesby, AC	07:40			
SUB OUT: Smith, Zachery	07:40			
SUB IN : Gary, Montrezes	07:33			
SUB OUT: Sullivan, Jarvis	07:33			
REBOUND (DEF) by (TEAM)	07:32			MISSED 3 PTR by Brooks, Antonio
MISSED 3 PTR by Gary, Montrezes	07:19			REBOUND (DEF) by Campbell, Quan
FOUL by Thomas, Donnie (P3T4)	07:11			MISSED FT SHOT by Dunbar, Darren
	07:11			REBOUND (OFF) by (DEADBALL)
	07:11	46-35	H 11	GOOD! FT SHOT by Dunbar, Darren
MISSED LAYUP by Holt, Courtney	07:04			REBOUND (DEF) by Martin, Rendell
	06:53			MISSED 3 PTR by Brooks, Antonio
	06:53			REBOUND (OFF) by (TEAM)
	06:46	46-38	H 8	GOOD! 3 PTR by Brooks, Antonio
	06:46			ASSIST by Dunbar, Darren
GOOD! 3 PTR by Gary, Montrezes	06:42	49-38	H 11	
	06:42	49-40	H 9	GOOD! LAYUP by Campbell, Quan [PNT]
GOOD! 3 PTR by Gary, Montrezes	06:42	52-40	H 12	
	06:42			MISSED LAYUP by Campbell, Quan
	06:42			REBOUND (OFF) by Martin, Rendell
FOUL by Thomas, Donnie (P4T5)	06:29			
	06:26			MISSED FT SHOT by Martin, Rendell
	06:26			REBOUND (OFF) by (DEADBALL)
REBOUND (DEF) by Nesby, AC	06:13			MISSED FT SHOT by Martin, Rendell
SUB IN : Sullivan, Jarvis	06:08			
SUB OUT: Thomas, Donnie	06:08			
TURNOVR by Nesby, AC	06:04			
GOOD! FT SHOT by Holt, Courtney	05:45	53-40	H 13	FOUL by Martin, Rendell (P3T7)
GOOD! FT SHOT by Holt, Courtney	05:45	54-40	H 14	
	05:34	54-43	H 11	GOOD! 3 PTR by Dunbar, Darren
	05:34			ASSIST by Brooks, Antonio
MISSED LAYUP by Pledge, David	04:43			
REBOUND (OFF) by Gary, Montrezes	04:43			
GOOD! TIP-IN by Gary, Montrezes [PNT]	04:38	56-43	H 13	
	04:22			TURNOVR by Bryson, Tevin
STEAL by Pledge, David	04:20			
MISSED LAYUP by Pledge, David	04:19			
REBOUND (OFF) by Sullivan, Jarvis	04:19			

MISSED FT SHOT by Sullivan, Jarvis	04:19			FOUL by Martin, Rendell (P4T8)
REBOUND (OFF) by (DEADBALL)	04:19			
MISSED FT SHOT by Sullivan, Jarvis	04:19			
REBOUND (OFF) by (DEADBALL)	04:19			
MISSED FT SHOT by Gary, Montrezes	04:19			FOUL TECHNCL by the bench
REBOUND (OFF) by (DEADBALL)	04:19			
MISSED FT SHOT by Gary, Montrezes	04:19			
REBOUND (OFF) by (DEADBALL)	04:19			
	04:19			SUB IN : Pirtle, Devante
	04:19			SUB IN : Williams, Aaron
	04:19			SUB OUT: Brooks, Antonio
GOOD! LAYUP by Holt, Courtney [PNT]	04:16	58-43	H 15	
	03:57	58-46	H 12	GOOD! 3 PTR by Pirtle, Devante
	03:57			ASSIST by Dunbar, Darren
MISSED LAYUP by Holt, Courtney	03:38			
REBOUND (OFF) by Sullivan, Jarvis	03:38			
	03:37			FOUL by Dunbar, Darren (P5T9)
MISSED FT SHOT by Sullivan, Jarvis	03:35			
REBOUND (OFF) by (DEADBALL)	03:35			
MISSED FT SHOT by Sullivan, Jarvis	03:35			REBOUND (DEF) by Martin, Rendell
	03:35			SUB IN : McCurry, Myron
	03:35			SUB OUT: Dunbar, Darren
	03:35			SUB OUT: Williams, Aaron
REBOUND (DEF) by Pledge, David	03:26			MISSED 3 PTR by McCurry, Myron
MISSED FT SHOT by Pledge, David	03:22			FOUL by Pirtle, Devante (P1T10)
REBOUND (OFF) by (DEADBALL)	03:22			
GOOD! FT SHOT by Pledge, David	03:22	59-46	H 13	
	03:22			SUB IN : Jackson, Xavier
	03:22			SUB OUT: Bryson, Tevin
	03:20	59-48	H 11	GOOD! LAYUP by Campbell, Quan [PNT]
TURNOVR by Nesby, AC	03:08			
	03:06			STEAL by Campbell, Quan
	03:02			TURNOVR by Campbell, Quan
STEAL by Nesby, AC	03:01			
MISSED 3 PTR by Gary, Montrezes	02:56			
REBOUND (OFF) by Sullivan, Jarvis	02:56			
MISSED JUMPER by Sullivan, Jarvis	02:54			
REBOUND (OFF) by Sullivan, Jarvis	02:54			
GOOD! FT SHOT by Sullivan, Jarvis	02:47	60-48	H 12	FOUL by McCurry, Myron (P1T11)
MISSED FT SHOT by Sullivan, Jarvis	02:47			
REBOUND (OFF) by Nesby, AC	02:47			
	02:47			SUB IN : Brooks, Antonio
	02:47			SUB OUT: McCurry, Myron
MISSED FT SHOT by Pledge, David	02:26			FOUL by Jackson, Xavier (P1T12)
REBOUND (OFF) by (DEADBALL)	02:26			
GOOD! FT SHOT by Pledge, David	02:26	61-48	H 13	
FOUL by Gary, Montrezes (P2T6)	02:21			
	02:17			MISSED 3 PTR by Pirtle, Devante
	02:17			REBOUND (OFF) by Jackson, Xavier
REBOUND (DEF) by Holt, Courtney	02:13			MISSED 3 PTR by Campbell, Quan
GOOD! FT SHOT by Holt, Courtney	02:10	62-48	H 14	FOUL by Martin, Rendell (P5T13)
GOOD! FT SHOT by Holt, Courtney	02:10	63-48	H 15	
	01:56			MISSED 3 PTR by Pirtle, Devante
	01:56			REBOUND (OFF) by (TEAM)
	01:49			MISSED 3 PTR by Brooks, Antonio
	01:49			REBOUND (OFF) by Jackson, Xavier
	01:41			TURNOVR by Jackson, Xavier
STEAL by Pledge, David	01:40			
GOOD! FT SHOT by Pledge, David	01:40	64-48	H 16	FOUL by Jackson, Xavier (P2T14)
GOOD! FT SHOT by Pledge, David	01:40	65-48	H 17	
	01:32			MISSED LAYUP by Martin, Rendell
	01:32			REBOUND (OFF) by Martin, Rendell
REBOUND (DEF) by (TEAM)	01:23			MISSED 3 PTR by Campbell, Quan
MISSED FT SHOT by Holt, Courtney	01:13			FOUL by Martin, Rendell (P6T15)
REBOUND (OFF) by (DEADBALL)	01:13			
MISSED FT SHOT by Holt, Courtney	01:13			REBOUND (DEF) by Pirtle, Devante
	01:09			SUB IN : Kimble, J.K.
	01:09			SUB OUT: Martin, Rendell
	01:08			MISSED 3 PTR by Pirtle, Devante
	01:08			REBOUND (OFF) by Kimble, J.K.
	01:06	65-50	H 15	GOOD! JUMPER by Kimble, J.K.
GOOD! FT SHOT by Holt, Courtney	00:46	66-50	H 16	FOUL by Brooks, Antonio (P4T16)
	00:46			SUB IN : McCurry, Myron
	00:46			SUB OUT: Pirtle, Devante
REBOUND (DEF) by Gary, Montrezes	00:38			MISSED 3 PTR by Brooks, Antonio
GOOD! LAYUP by Sullivan, Jarvis [PNT]	00:31	68-50	H 18	

REBOUND (DEF) by Holt, Courtney	00:21	MISSED 3 PTR by Brooks, Antonio
TURNOVR by Sullivan, Jarvis	00:13	
	00:11	TURNOVR by Brooks, Antonio

Westwood 68, Humboldt 50

Official Basketball Box Score -- 1st Half
Humboldt vs Westwood
3/17/10 1:30 PM at Murphy Center (Murfreesboro, TN)

VISITORS: Humboldt 23-6

##	Player Name		TOT-FG FG-FGA	3-PT FG-FGA	FT-FTA	REBOUNDS OF	DE	TOT	PF	TP	A	TO	BLK	S	MIN
20	Brooks, Antonio.....	*	2-4	0-1	0-0	0	0	0	1	4	0	3	0	1	9
23	Campbell, Quan.....	*	3-6	0-0	0-0	0	1	1	1	6	0	1	0	1	16
31	Dunbar, Darren.....	*	1-3	0-0	1-1	3	4	7	3	3	1	1	0	0	12
32	Bryson, Tevin.....	*	3-6	0-0	0-0	3	1	4	1	6	0	0	0	0	16
34	Martin, Rendell.....	*	1-4	0-0	2-4	3	5	8	0	4	1	0	1	0	15
01	McCurry, Myron.....		0-0	0-0	0-0	0	0	0	0	0	0	0	0	0	0
05	McLilly, Chris.....		0-0	0-0	0-0	0	0	0	0	0	0	0	0	0	1
22	Williams, Aaron.....		0-0	0-0	0-0	0	0	0	0	0	0	0	0	0	0
24	Pirtle, Devante.....		0-1	0-0	0-0	0	0	0	0	0	0	0	0	0	0
25	Jackson, Xavier.....		0-0	0-0	0-0	0	0	0	0	0	0	1	0	0	0
30	Moody, C.C.....		0-0	0-0	0-0	0	0	0	0	0	0	0	0	0	3
33	Kimble, J.K.....		0-2	0-0	2-2	1	1	2	1	2	1	3	0	0	8
	TEAM.....						2	2				1			
	Totals.....		10-26	0-1	5-7	10	14	24	7	25	3	10	1	2	80

TOTAL FG% 1st Half: 10-26 38.5%
3-Pt. FG% 1st Half: 0-1 0.0%
F Throw % 1st Half: 5-7 71.4%

HOME TEAM: Westwood 24-7

##	Player Name		TOT-FG FG-FGA	3-PT FG-FGA	FT-FTA	REBOUNDS OF	DE	TOT	PF	TP	A	TO	BLK	S	MIN
20	Holt, Courtney.....	*	2-7	1-2	0-0	0	2	2	1	5	0	0	0	1	16
25	Pledge, David.....	*	3-7	0-3	0-1	1	0	1	0	6	1	0	0	3	16
32	Sullivan, Jarvis....	*	0-2	0-0	0-0	2	0	2	2	0	0	1	0	0	11
33	Smith, Zachery.....	*	0-3	0-3	0-0	0	1	1	1	0	0	3	0	0	14
42	Thomas, Donnie.....	*	0-2	0-0	1-2	3	2	5	1	1	1	0	2	1	8
01	Nesby, AC.....		1-2	0-0	0-0	4	0	4	2	2	1	1	0	1	8
24	Gary, Montrezes.....		4-10	1-5	0-0	1	0	1	0	9	0	0	0	2	6
31	Turner, Bernard.....		0-0	0-0	0-0	0	0	0	0	0	0	0	0	0	0
34	McBride, Justin.....		0-1	0-0	0-0	0	0	0	0	0	0	0	0	0	0
40	Boxley, Terrance....		0-0	0-0	0-0	0	0	0	1	0	0	0	0	0	1
	TEAM.....					1	1	2							
	Totals.....		10-34	2-13	1-3	12	6	18	8	23	3	5	2	8	80

TOTAL FG% 1st Half: 10-34 29.4%
3-Pt. FG% 1st Half: 2-13 15.4%
F Throw % 1st Half: 1-3 33.3%

Officials: Wayne Lawless, Craig Carmichael, Tom Titus
Technical fouls: Humboldt-None. Westwood-None.
Attendance:

Score by Periods	1st	2nd
Humboldt.....	16	9
Westwood.....	9	14

Official Basketball Box Score -- 2nd Half
Humboldt vs Westwood
3/17/10 1:30 PM at Murphy Center (Murfreesboro, TN)

VISITORS: Humboldt 23-6

##	Player Name		TOT-FG FG-FGA	3-PT FG-FGA	FT-FTA	REBOUNDS OF	DE	TOT	PF	TP	A	TO	BLK	S	MIN
20	Brooks, Antonio.....	*	1-11	1-11	0-0	0	1	1	3	3	1	1	0	0	14
23	Campbell, Quan.....	*	3-6	0-2	1-2	0	1	1	2	7	1	2	0	1	16
31	Dunbar, Darren.....	*	2-4	1-1	1-2	2	1	3	2	6	3	2	0	1	10
32	Bryson, Tevin.....	*	0-2	0-0	0-2	1	0	1	0	0	0	1	0	0	13
34	Martin, Rendell.....	*	2-4	0-0	0-2	3	3	6	5	4	0	0	0	0	15
01	McCurry, Myron.....		0-1	0-1	0-0	0	0	0	1	0	0	0	0	0	2
05	McLilly, Chris.....		0-0	0-0	0-0	0	0	0	0	0	0	0	0	0	0
22	Williams, Aaron.....		0-0	0-0	0-0	0	0	0	0	0	0	0	0	0	1
24	Pirtle, Devante.....		1-4	1-4	0-0	0	1	1	1	3	0	0	0	0	3
25	Jackson, Xavier.....		0-0	0-0	0-0	2	0	2	2	0	0	1	0	0	3
30	Moody, C.C.....		0-0	0-0	0-0	0	0	0	0	0	0	0	0	0	0
33	Kimble, J.K.....		1-2	0-0	0-0	2	1	3	0	2	0	0	0	0	3
	TEAM.....					2	3	5							
	Totals.....		10-34	3-19	2-8	12	11	23	16	25	5	7	0	2	80

TOTAL FG% 1st Half: 10-26 38.5% 2nd Half: 10-34 29.4% Game: 33.3%
3-Pt. FG% 1st Half: 0-1 0.0% 2nd Half: 3-19 15.8% Game: 15.0%
F Throw % 1st Half: 5-7 71.4% 2nd Half: 2-8 25.0% Game: 46.7%

HOME TEAM: Westwood 24-7

##	Player Name		TOT-FG FG-FGA	3-PT FG-FGA	FT-FTA	REBOUNDS OF	DE	TOT	PF	TP	A	TO	BLK	S	MIN
20	Holt, Courtney.....	*	1-5	0-1	5-7	0	4	4	1	7	0	0	0	0	16
25	Pledge, David.....	*	1-4	0-0	4-7	0	2	2	0	6	2	1	0	2	16
32	Sullivan, Jarvis....	*	1-2	0-0	1-6	4	0	4	0	3	0	1	0	0	6
33	Smith, Zachery.....	*	0-0	0-0	0-0	0	0	0	0	0	0	0	0	0	0+
42	Thomas, Donnie.....	*	0-0	0-0	2-2	0	2	2	3	2	2	1	1	0	10
01	Nesby, AC.....		2-2	0-0	0-2	3	1	4	0	4	0	2	0	2	16
24	Gary, Montrezes.....		9-14	5-7	0-2	1	3	4	2	23	0	0	0	0	16
31	Turner, Bernard.....		0-1	0-0	0-0	0	0	0	0	0	0	0	0	0	0
34	McBride, Justin.....		0-0	0-0	0-0	0	0	0	0	0	0	0	0	0	0
40	Boxley, Terrance....		0-0	0-0	0-0	0	0	0	0	0	0	0	0	0	0
	TEAM.....						3	3							
	Totals.....		14-28	5-8	12-26	8	15	23	6	45	4	5	1	4	80

TOTAL FG% 1st Half: 10-34 29.4% 2nd Half: 14-28 50.0% Game: 38.7%
3-Pt. FG% 1st Half: 2-13 15.4% 2nd Half: 5-8 62.5% Game: 33.3%
F Throw % 1st Half: 1-3 33.3% 2nd Half: 12-26 46.2% Game: 44.8%

Officials: Wayne Lawless, Craig Carmichael, Tom Titus
Technical fouls: Humboldt-TEAM. Westwood-None.
Attendance:

Score by Periods	1st	2nd	3rd	4th
Humboldt.....	16	9	9	16
Westwood.....	9	14	21	24

Humboldt vs Westwood (3/17/10 - Period 4 00:00)

POINTS OFF TURNOVERS	1	2	3	4	-	Tot
Humboldt.....	3	2	1	0	-	6
Westwood.....	3	5	5	6	-	19

POINTS IN PAINT	1	2	3	4	-	Tot
Humboldt.....	12	6	6	4	-	28
Westwood.....	2	10	8	6	-	26

2ND CHANCE POINTS	1	2	3	4	-	Tot
Humboldt.....	4	2	2	5	-	13
Westwood.....	5	3	2	6	-	16

FAST BREAK POINTS	1	2	3	4	-	Tot
Humboldt.....	0	0	0	0	-	0
Westwood.....	0	4	0	0	-	4

BENCH POINTS	1	2	3	4	-	Tot
Humboldt.....	2	0	0	5	-	7
Westwood.....	5	6	19	8	-	38

SCORE TIED BY	1	2	3	4	-	Tot
Humboldt.....	0	0	0	0	-	0
Westwood.....	0	0	1	0	-	1

LEAD GAINED BY	1	2	3	4	-	Tot
Humboldt.....	0	0	1	0	-	1
Westwood.....	0	0	2	0	-	2

Official Basketball Box Score
Grace Baptist vs Westwood
3/19/10 11:45 AM at Murphy Center (Murfreesboro, TN)

VISITORS: Grace Baptist 24-7

##	Player Name		TOT-FG FG-FGA	3-PT FG-FGA	FT-FTA	REBOUNDS OF	DE	TOT	PF	TP	A	TO	BLK	S	MIN
10	Rector, Nathan.....	*	4-4	0-0	1-2	3	6	9	2	9	1	1	0	2	30
12	Church, Terrell.....	*	4-9	0-0	1-1	2	3	5	1	9	0	3	0	3	29
14	Wilson, Taylor.....	*	4-9	1-3	2-5	2	6	8	2	11	1	4	1	0	32
20	Nelson, Corey.....	*	2-4	0-2	2-2	0	3	3	2	6	0	0	0	1	20
24	Herman, Brandon.....	*	8-19	1-4	12-16	2	9	11	3	29	3	7	0	4	31
22	Schley, Nathan.....		1-2	0-1	0-0	0	1	1	0	2	0	0	0	0	12
32	Ruebusch, Matt.....		0-1	0-0	0-0	0	0	0	1	0	0	2	0	0	4
44	Carter, Alex.....		0-0	0-0	0-0	0	0	0	1	0	0	0	0	0	3
	TEAM.....					2	1	3				1			
	Totals.....		23-48	2-10	18-26	11	29	40	12	66	5	18	1	10	161

TOTAL FG% 1st Half: 12-22 54.5% 2nd Half: 11-26 42.3% Game: 47.9% DEADB
3-Pt. FG% 1st Half: 2-7 28.6% 2nd Half: 0-3 0.0% Game: 20.0% REBS
F Throw % 1st Half: 2-4 50.0% 2nd Half: 16-22 72.7% Game: 69.2% 5

HOME TEAM: Westwood 24-8

##	Player Name		TOT-FG FG-FGA	3-PT FG-FGA	FT-FTA	REBOUNDS OF	DE	TOT	PF	TP	A	TO	BLK	S	MIN
20	Holt, Courtney.....	*	1-4	0-1	1-2	1	4	5	4	3	3	5	0	0	25
24	Gary, Montrezes.....	*	5-12	1-6	0-1	2	2	4	3	11	0	4	1	2	22
25	Pledge, David.....	*	1-9	0-3	0-0	0	2	2	5	2	1	3	0	1	23
32	Sullivan, Jarvis....	*	7-16	0-3	1-2	6	4	10	2	15	1	2	0	3	28
42	Thomas, Donnie.....	*	0-1	0-0	0-0	1	2	3	1	0	0	1	0	1	14
01	Nesby, AC.....		3-6	1-2	4-5	1	1	2	5	11	2	0	0	4	22
30	Gary, Devonte.....		1-2	0-1	0-0	1	0	1	1	2	1	1	0	0	2
33	Smith, Zachery.....		3-13	3-9	0-2	1	1	2	1	9	0	0	0	1	25
	TEAM.....					4	1	5							
	Totals.....		21-63	5-25	6-12	17	17	34	22	53	8	16	1	12	161

TOTAL FG% 1st Half: 10-29 34.5% 2nd Half: 11-34 32.4% Game: 33.3% DEADB
3-Pt. FG% 1st Half: 3-11 27.3% 2nd Half: 2-14 14.3% Game: 20.0% REBS
F Throw % 1st Half: 6-9 66.7% 2nd Half: 0-3 0.0% Game: 50.0% 2

Officials: Dewayne Simpson, ryan Wolard, Jason Creek
Technical fouls: Grace Baptist-Nelson, Corey. Westwood-None.
Attendance:

Score by Periods	1st	2nd	3rd	4th		Total
Grace Baptist.....	16	12	14	24	-	66
Westwood.....	13	16	13	11	-	53

Play-by-Play
Grace Baptist vs Westwood
3/19/10 11:45 AM at Murphy Center (Murfreesboro, TN)

1st PERIOD Play-by-Play (Page 1)

HOME TEAM: Westwood	TIME	SCORE	MAR	VISITORS: Grace Baptist
REBOUND (DEF) by Thomas, Donnie	07:25			MISSED JUMPER by Herman, Brandon
GOOD! JUMPER by Sullivan, Jarvis	07:08	2-0	H 2	
	07:03	2-2	T 1	GOOD! LAYUP by Wilson, Taylor [PNT]
TURNOVR by Sullivan, Jarvis	06:39			
	06:39			TURNOVR by (TEAM)
MISSED JUMPER by Pledge, David	06:18			REBOUND (DEF) by Rector, Nathan
STEAL by Thomas, Donnie	06:05			TURNOVR by Herman, Brandon
MISSED 3 PTR by Gary, Montrezes	06:00			
REBOUND (OFF) by Sullivan, Jarvis	06:00			
	05:54			FOUL by Nelson, Corey (P1T1)
TURNOVR by Holt, Courtney	05:54			STEAL by Church, Terrell
BLOCK by Gary, Montrezes	05:52			MISSED JUMPER by Church, Terrell
	05:50			REBOUND (OFF) by (TEAM)
	05:46			TURNOVR by Wilson, Taylor
GOOD! FT SHOT by Sullivan, Jarvis	05:45	3-2	H 1	
STEAL by Gary, Montrezes	05:45			
MISSED FT SHOT by Sullivan, Jarvis	05:45			
REBOUND (OFF) by (TEAM)	05:45			
MISSED LAYUP by Gary, Montrezes	05:41			
REBOUND (OFF) by Sullivan, Jarvis	05:41			
GOOD! LAYUP by Sullivan, Jarvis [PNT]	05:38	5-2	H 3	
REBOUND (DEF) by Holt, Courtney	05:13			MISSED 3 PTR by Herman, Brandon
TURNOVR by Holt, Courtney	05:05			
	05:04			STEAL by Rector, Nathan
	05:01	5-4	H 1	GOOD! DUNK by Nelson, Corey [PNT]
GOOD! FT SHOT by Holt, Courtney	05:00	6-4	H 2	FOUL TECHNCL by Nelson, Corey
MISSED FT SHOT by Holt, Courtney	05:00			
REBOUND (OFF) by (DEADBALL)	05:00			
	05:00			SUB IN : Schley, Nathan
	05:00			SUB OUT: Nelson, Corey
MISSED LAYUP by Holt, Courtney	04:49			REBOUND (DEF) by Herman, Brandon
	04:46			MISSED JUMPER by Herman, Brandon
	04:46			REBOUND (OFF) by Herman, Brandon
REBOUND (DEF) by Gary, Montrezes	04:42			MISSED JUMPER by Herman, Brandon
FOUL by Pledge, David (P1T1)	04:31			
TURNOVR by Pledge, David	04:31			
FOUL by Holt, Courtney (P1T2)	04:26			MISSED FT SHOT by Herman, Brandon
	04:26			REBOUND (OFF) by (DEADBALL)
	04:26	6-5	H 1	GOOD! FT SHOT by Herman, Brandon
SUB IN : Smith, Zachery	04:26			
SUB OUT: Thomas, Donnie	04:26			
MISSED 3 PTR by Smith, Zachery	04:15			REBOUND (DEF) by Wilson, Taylor
	04:11			TURNOVR by Herman, Brandon
STEAL by Sullivan, Jarvis	04:10			
MISSED LAYUP by Sullivan, Jarvis	04:08			REBOUND (DEF) by Church, Terrell
	03:58	6-7	V 1	GOOD! JUMPER by Wilson, Taylor [PNT]
TURNOVR by Holt, Courtney	03:45			
	03:44			STEAL by Herman, Brandon
	03:40	6-9	V 3	GOOD! LAYUP by Herman, Brandon [PNT]
MISSED 3 PTR by Pledge, David	03:03			REBOUND (DEF) by Rector, Nathan
	02:47			MISSED 3 PTR by Wilson, Taylor
	02:47			REBOUND (OFF) by Wilson, Taylor
	02:43			TURNOVR by Wilson, Taylor
STEAL by Gary, Montrezes	02:42			
MISSED 3 PTR by Gary, Montrezes	02:34			
REBOUND (OFF) by Sullivan, Jarvis	02:34			
GOOD! 3 PTR by Smith, Zachery	02:29	9-9	T 2	
ASSIST by Sullivan, Jarvis	02:29			
	02:18			TIMEOUT 30sec
	02:18	9-12	V 3	GOOD! 3 PTR by Wilson, Taylor
	02:18			ASSIST by Herman, Brandon
SUB IN : Nesby, AC	02:18			SUB IN : Carter, Alex
SUB OUT: Holt, Courtney	02:18			SUB OUT: Rector, Nathan
GOOD! FT SHOT by Nesby, AC	01:47	10-12	V 2	FOUL by Carter, Alex (P1T2)
GOOD! FT SHOT by Nesby, AC	01:47	11-12	V 1	
	01:37			TURNOVR by Church, Terrell
STEAL by Nesby, AC	01:36			
GOOD! LAYUP by Nesby, AC [FB/PNT]	01:34	13-12	H 1	
	00:55			MISSED 3 PTR by Schley, Nathan

	00:55			REBOUND (OFF) by Church, Terrell
	00:46	13-14	V 1	GOOD! JUMPER by Schley, Nathan [PNT]
	00:46			ASSIST by Herman, Brandon
	00:26			FOUL by Herman, Brandon (P1T3)
SUB IN : Holt, Courtney	00:26			
SUB OUT: Gary, Montrezes	00:26			
MISSED 3 PTR by Smith, Zachery	00:14			REBOUND (DEF) by Schley, Nathan
	00:01	13-16	V 3	GOOD! JUMPER by Wilson, Taylor

Grace Baptist 16, Westwood 13

2nd PERIOD Play-by-Play (Page 1)

HOME TEAM: Westwood	TIME	SCORE	MAR	VISITORS: Grace Baptist
	08:00			FOUL by Nelson, Corey (P2T4)
	07:58			FOUL by Herman, Brandon (P2T5)
	07:53			FOUL by Church, Terrell (P1T6)
GOOD! FT SHOT by Nesby, AC	07:51	14-16	V 2	
GOOD! FT SHOT by Nesby, AC	07:51	15-16	V 1	
TIMEOUT 30sec	07:39			
	07:35			TURNOVR by Herman, Brandon
MISSED JUMPER by Sullivan, Jarvis	07:22			REBOUND (DEF) by Herman, Brandon
	07:17			TURNOVR by Herman, Brandon
STEAL by Nesby, AC	07:16			
MISSED JUMPER by Smith, Zachery	07:11			
REBOUND (OFF) by Nesby, AC	07:11			
GOOD! LAYUP by Sullivan, Jarvis [PNT]	07:07	17-16	H 1	
ASSIST by Nesby, AC	07:07			
SUB IN : Smith, Zachery	07:04			SUB IN : Carter, Alex
SUB IN : Nesby, AC	07:04			SUB IN : Schley, Nathan
SUB OUT: Pledge, David	07:04			SUB OUT: Nelson, Corey
SUB OUT: Thomas, Donnie	07:04			SUB OUT: Rector, Nathan
	06:45			SUB IN : Rector, Nathan
	06:45			SUB OUT: Carter, Alex
	06:11	17-19	V 2	GOOD! 3 PTR by Herman, Brandon
	06:11			ASSIST by Wilson, Taylor
GOOD! 3 PTR by Smith, Zachery	05:58	20-19	H 1	
	05:46			TURNOVR by Church, Terrell
STEAL by Sullivan, Jarvis	05:45			
MISSED 3 PTR by Gary, Montrezes	05:40			
REBOUND (OFF) by Gary, Montrezes	05:40			
GOOD! JUMPER by Gary, Montrezes [PNT]	05:28	22-19	H 3	
	05:25			TIMEOUT 30sec
	05:19			TURNOVR by Ruebusch, Matt
STEAL by Smith, Zachery	05:15			
MISSED JUMPER by Sullivan, Jarvis	05:14			
	05:08			REBOUND (DEF) by Rector, Nathan
FOUL by Gary, Montrezes (P1T3)	04:59			
	04:48	22-21	H 1	GOOD! JUMPER by Herman, Brandon [PNT]
MISSED 3 PTR by Smith, Zachery	04:45			REBOUND (DEF) by Herman, Brandon
REBOUND (DEF) by Holt, Courtney	04:31			MISSED JUMPER by Ruebusch, Matt
GOOD! LAYUP by Gary, Montrezes [PNT]	04:24	24-21	H 3	
MISSED FT SHOT by Gary, Montrezes	04:24			FOUL by Wilson, Taylor (P1T7)
REBOUND (OFF) by Gary, Montrezes	04:24			
MISSED JUMPER by Gary, Montrezes	04:24			REBOUND (DEF) by Wilson, Taylor
FOUL by Nesby, AC (P1T4)	04:16			
FOUL by Sullivan, Jarvis (P1T5)	04:14			MISSED FT SHOT by Wilson, Taylor
	04:14			REBOUND (OFF) by (DEADBALL)
	04:14	24-22	H 2	GOOD! FT SHOT by Wilson, Taylor
SUB IN : Thomas, Donnie	04:14			SUB IN : Ruebusch, Matt
SUB IN : Pledge, David	04:14			SUB OUT: Church, Terrell
SUB OUT: Sullivan, Jarvis	04:14			
SUB OUT: Smith, Zachery	04:14			
TURNOVR by Gary, Montrezes	04:04			
	04:02			STEAL by Herman, Brandon
	04:01	24-24	T 3	GOOD! LAYUP by Herman, Brandon [FB/PNT]
GOOD! JUMPER by Gary, Montrezes	03:37	26-24	H 2	
ASSIST by Pledge, David	03:37			
REBOUND (DEF) by Thomas, Donnie	03:21			MISSED 3 PTR by Herman, Brandon
TURNOVR by Thomas, Donnie	03:17			
SUB IN : Smith, Zachery	02:55			
SUB OUT: Gary, Montrezes	02:55			
	02:52			FOUL by Ruebusch, Matt (P1T8)
	02:52			TURNOVR by Ruebusch, Matt
TURNOVR by Pledge, David	02:31			
	02:27			TURNOVR by Herman, Brandon

MISSED JUMPER by Thomas, Donnie	02:04			
REBOUND (OFF) by Thomas, Donnie	02:04			
MISSED 3 PTR by Smith, Zachery	02:03			REBOUND (DEF) by Herman, Brandon
FOUL by Holt, Courtney (P2T6)	02:01			
	01:26			MISSED 3 PTR by Wilson, Taylor
	01:26			REBOUND (OFF) by Rector, Nathan
	01:24	26-26	T 4	GOOD! JUMPER by Rector, Nathan
MISSED JUMPER by Pledge, David	01:02			
REBOUND (OFF) by (TEAM)	01:02			
SUB IN : Gary, Montrezes	01:01			SUB IN : Church, Terrell
SUB OUT: Pledge, David	01:01			SUB OUT: Herman, Brandon
MISSED JUMPER by Smith, Zachery	00:56			REBOUND (DEF) by Church, Terrell
	00:22	26-28	V 2	GOOD! JUMPER by Church, Terrell
GOOD! 3 PTR by Nesby, AC	00:02	29-28	H 1	
ASSIST by Holt, Courtney	00:01			

Westwood 29, Grace Baptist 28

3rd PERIOD Play-by-Play (Page 1)

HOME TEAM: Westwood	TIME	SCORE	MAR	VISITORS: Grace Baptist
	07:35	29-30	V 1	GOOD! LAYUP by Church, Terrell [PNT]
GOOD! 3 PTR by Smith, Zachery	07:12	32-30	H 2	
ASSIST by Holt, Courtney	07:12			
REBOUND (DEF) by Smith, Zachery	07:00			MISSED JUMPER by Wilson, Taylor
TURNOVR by Gary, Montrezes	06:51			
	06:50			STEAL by Herman, Brandon
	06:47	32-31	H 1	GOOD! FT SHOT by Herman, Brandon
	06:47	32-33	V 1	GOOD! JUMPER by Herman, Brandon
FOUL by Holt, Courtney (P3T1)	06:47			
SUB IN : Smith, Zachery	06:47			
SUB IN : Nesby, AC	06:47			
SUB OUT: Pledge, David	06:47			
SUB OUT: Gary, Montrezes	06:47			
SUB OUT: Thomas, Donnie	06:47			
MISSED JUMPER by Smith, Zachery	06:34			REBOUND (DEF) by Wilson, Taylor
	06:20			FOUL by Wilson, Taylor (P2T1)
MISSED JUMPER by Sullivan, Jarvis	05:57			REBOUND (DEF) by Rector, Nathan
REBOUND (DEF) by Holt, Courtney	05:47			MISSED 3 PTR by Nelson, Corey
TURNOVR by Holt, Courtney	05:43			
	05:42			STEAL by Nelson, Corey
	05:28	32-35	V 3	GOOD! LAYUP by Herman, Brandon [PNT]
FOUL by Smith, Zachery (P1T2)	05:28	32-36	V 4	GOOD! FT SHOT by Herman, Brandon
GOOD! JUMPER by Sullivan, Jarvis [PNT]	05:28	34-36	V 2	
REBOUND (DEF) by Pledge, David	05:20			MISSED LAYUP by Herman, Brandon
MISSED JUMPER by Pledge, David	05:16			BLOCK by Wilson, Taylor
REBOUND (OFF) by (TEAM)	05:13			
MISSED JUMPER by Sullivan, Jarvis	05:04			REBOUND (DEF) by Rector, Nathan
	04:52			TURNOVR by Herman, Brandon
STEAL by Nesby, AC	04:50			
GOOD! LAYUP by Nesby, AC [FB/PNT]	04:46	36-36	T 5	
MISSED FT SHOT by Nesby, AC	04:46			FOUL by Rector, Nathan (P1T2)
	04:46			REBOUND (DEF) by Herman, Brandon
REBOUND (DEF) by Holt, Courtney	04:44			MISSED JUMPER by Wilson, Taylor
FOUL by Sullivan, Jarvis (P2T3)	04:33			
TURNOVR by Sullivan, Jarvis	04:33			
STEAL by Nesby, AC	04:33			TURNOVR by Church, Terrell
MISSED 3 PTR by Smith, Zachery	04:33			
REBOUND (OFF) by Sullivan, Jarvis	04:33			
GOOD! JUMPER by Holt, Courtney [PNT]	04:33	38-36	H 2	
REBOUND (DEF) by Sullivan, Jarvis	03:29			MISSED LAYUP by Herman, Brandon
TURNOVR by Pledge, David	03:16			
	03:15			STEAL by Herman, Brandon
	03:13			MISSED LAYUP by Herman, Brandon
	03:13			REBOUND (OFF) by Herman, Brandon
FOUL by Holt, Courtney (P4T4)	03:10			MISSED FT SHOT by Herman, Brandon
	03:10			REBOUND (OFF) by (DEADBALL)
	03:10	38-37	H 1	GOOD! FT SHOT by Herman, Brandon
SUB IN : Gary, Montrezes	03:10			
SUB OUT: Holt, Courtney	03:10			
GOOD! JUMPER by Sullivan, Jarvis	02:49	40-37	H 3	
	02:35			TIMEOUT TEAM
	02:16	40-39	H 1	GOOD! LAYUP by Herman, Brandon [PNT]
MISSED 3 PTR by Gary, Montrezes	01:56			REBOUND (DEF) by Wilson, Taylor
	01:46			MISSED JUMPER by Herman, Brandon
	01:46			REBOUND (OFF) by Rector, Nathan

	01:43	40-41	V 1	GOOD! LAYUP by Rector, Nathan [PNT]
MISSED JUMPER by Pledge, David	01:28			REBOUND (DEF) by Church, Terrell
FOUL by Nesby, AC (P2T5)	01:28			
REBOUND (DEF) by Pledge, David	01:09			MISSED JUMPER by Church, Terrell
MISSED FT SHOT by Smith, Zachery	01:00			FOUL by Rector, Nathan (P2T3)
REBOUND (OFF) by (DEADBALL)	01:00			
MISSED FT SHOT by Smith, Zachery	01:00			REBOUND (DEF) by Herman, Brandon
	00:52			TURNOVR by Herman, Brandon
STEAL by Sullivan, Jarvis	00:51			
GOOD! JUMPER by Gary, Montrezes	00:47	42-41	H 1	
ASSIST by Nesby, AC	00:47			
FOUL by Pledge, David (P2T6)	00:30			
FOUL by Nesby, AC (P3T7)	00:17	42-42	T 6	GOOD! FT SHOT by Rector, Nathan
REBOUND (DEF) by Nesby, AC	00:17			MISSED FT SHOT by Rector, Nathan
MISSED JUMPER by Smith, Zachery	00:06			
REBOUND (OFF) by Sullivan, Jarvis	00:06			
MISSED JUMPER by Sullivan, Jarvis	00:03			
REBOUND (OFF) by Smith, Zachery	00:03			

Westwood 42, Grace Baptist 42

4th PERIOD Play-by-Play (Page 1)

HOME TEAM: Westwood	TIME	SCORE	MAR	VISITORS: Grace Baptist
SUB IN : Smith, Zachery	08:00			
SUB IN : Nesby, AC	08:00			
SUB OUT: Holt, Courtney	08:00			
SUB OUT: Thomas, Donnie	08:00			
REBOUND (DEF) by Sullivan, Jarvis	07:48			MISSED 3 PTR by Herman, Brandon
MISSED LAYUP by Nesby, AC	07:42			REBOUND (DEF) by Herman, Brandon
	07:32			TURNOVR by Wilson, Taylor
MISSED 3 PTR by Gary, Montrezes	07:22			REBOUND (DEF) by Wilson, Taylor
	07:03			MISSED LAYUP by Church, Terrell
	07:03			REBOUND (OFF) by Church, Terrell
	07:00			MISSED JUMPER by Church, Terrell
	07:00			REBOUND (OFF) by (TEAM)
	06:51	42-44	V 2	GOOD! LAYUP by Church, Terrell [PNT]
FOUL by Pledge, David (P3T8)	06:42	42-45	V 3	GOOD! FT SHOT by Church, Terrell
SUB IN : Holt, Courtney	06:42			
SUB IN : Thomas, Donnie	06:42			
SUB OUT: Pledge, David	06:42			
SUB OUT: Gary, Montrezes	06:42			
MISSED JUMPER by Nesby, AC	06:34			REBOUND (DEF) by Nelson, Corey
	05:41			MISSED LAYUP by Herman, Brandon
	05:41			REBOUND (OFF) by Rector, Nathan
	05:36	42-47	V 5	GOOD! JUMPER by Rector, Nathan
TIMEOUT 30sec	05:33			
MISSED JUMPER by Holt, Courtney	05:18			
REBOUND (OFF) by Sullivan, Jarvis	05:18			
GOOD! JUMPER by Sullivan, Jarvis [PNT]	05:15	44-47	V 3	
	05:04	44-49	V 5	GOOD! JUMPER by Herman, Brandon
	05:04			ASSIST by Rector, Nathan
FOUL by Thomas, Donnie (P1T9)	05:04	44-50	V 6	GOOD! FT SHOT by Herman, Brandon
MISSED 3 PTR by Holt, Courtney	04:37			REBOUND (DEF) by Rector, Nathan
REBOUND (DEF) by Gary, Montrezes	04:12			MISSED 3 PTR by Nelson, Corey
MISSED 3 PTR by Sullivan, Jarvis	04:03			
REBOUND (OFF) by (TEAM)	04:03			
TURNOVR by Gary, Montrezes	04:00			
	03:59			STEAL by Church, Terrell
	03:55	44-52	V 8	GOOD! LAYUP by Church, Terrell [FB/PNT]
TURNOVR by Gary, Montrezes	03:38			
	03:37			STEAL by Rector, Nathan
	03:36	44-54	V 10	GOOD! LAYUP by Rector, Nathan [FB/PNT]
TIMEOUT TEAM	03:19			
SUB IN : Pledge, David	03:19			
SUB OUT: Holt, Courtney	03:19			
MISSED 3 PTR by Pledge, David	03:09			REBOUND (DEF) by Herman, Brandon
FOUL by Nesby, AC (P4T10)	03:02	44-55	V 11	GOOD! FT SHOT by Herman, Brandon
REBOUND (DEF) by Sullivan, Jarvis	03:02			MISSED FT SHOT by Herman, Brandon
SUB IN : Holt, Courtney	03:02			
SUB OUT: Thomas, Donnie	03:02			
GOOD! LAYUP by Pledge, David [PNT]	02:57	46-55	V 9	
ASSIST by Holt, Courtney	02:57			
	02:46			TURNOVR by Wilson, Taylor
STEAL by Pledge, David	02:45			
TURNOVR by Holt, Courtney	02:41			

	02:40			STEAL by Church, Terrell
	02:37			MISSED LAYUP by Church, Terrell
	02:37			REBOUND (OFF) by Wilson, Taylor
REBOUND (DEF) by Sullivan, Jarvis	02:35			MISSED JUMPER by Wilson, Taylor
MISSED 3 PTR by Nesby, AC	02:26			REBOUND (DEF) by Nelson, Corey
FOUL by Nesby, AC (P5T11)	02:17	46-56	V 10	GOOD! FT SHOT by Herman, Brandon
	02:17	46-57	V 11	GOOD! FT SHOT by Herman, Brandon
SUB IN : Gary, Montrezes	02:17			
SUB OUT: Nesby, AC	02:17			
MISSED 3 PTR by Smith, Zachery	02:16			REBOUND (DEF) by Herman, Brandon
FOUL by Pledge, David (P4T12)	02:08	46-58	V 12	GOOD! FT SHOT by Herman, Brandon
	02:08	46-59	V 13	GOOD! FT SHOT by Herman, Brandon
SUB IN : Gary, Devonte	02:08			
SUB OUT: Holt, Courtney	02:08			
MISSED JUMPER by Pledge, David	01:59			
REBOUND (OFF) by Gary, Devonte	01:59			
GOOD! JUMPER by Gary, Devonte [PNT]	01:56	48-59	V 11	
TIMEOUT TEAM	01:56			
	01:43			TURNOVR by Rector, Nathan
MISSED 3 PTR by Pledge, David	01:41			
REBOUND (OFF) by Holt, Courtney	01:41			
	01:38			FOUL by Herman, Brandon (P3T4)
MISSED 3 PTR by Gary, Devonte	01:36			REBOUND (DEF) by Wilson, Taylor
FOUL by Pledge, David (P5T13)	01:26			
	01:23			MISSED FT SHOT by Wilson, Taylor
	01:23			REBOUND (OFF) by (DEADBALL)
REBOUND (DEF) by (TEAM)	01:23			MISSED FT SHOT by Wilson, Taylor
SUB IN : Holt, Courtney	01:23			
SUB OUT: Pledge, David	01:23			
MISSED 3 PTR by Sullivan, Jarvis	01:14			REBOUND (DEF) by Nelson, Corey
FOUL by Gary, Montrezes (P2T14)	01:09	48-60	V 12	GOOD! FT SHOT by Nelson, Corey
	01:09	48-61	V 13	GOOD! FT SHOT by Nelson, Corey
TURNOVR by Gary, Devonte	01:02			
FOUL by Gary, Devonte (P1T15)	00:52			MISSED FT SHOT by Herman, Brandon
	00:52			REBOUND (OFF) by (DEADBALL)
	00:52	48-62	V 14	GOOD! FT SHOT by Herman, Brandon
GOOD! JUMPER by Sullivan, Jarvis	00:39	50-62	V 12	
TIMEOUT TEAM	00:38			
FOUL by Gary, Montrezes (P3T16)	00:31	50-63	V 13	GOOD! FT SHOT by Wilson, Taylor
	00:31	50-64	V 14	GOOD! FT SHOT by Herman, Brandon
	00:31			TIMEOUT TEAM
GOOD! 3 PTR by Gary, Montrezes	00:24	53-64	V 11	
ASSIST by Gary, Devonte	00:24			
	00:14	53-66	V 13	GOOD! DUNK by Nelson, Corey [PNT]
	00:14			ASSIST by Herman, Brandon
MISSED 3 PTR by Sullivan, Jarvis	00:08			REBOUND (DEF) by (TEAM)

Grace Baptist 66, Westwood 53

Official Basketball Box Score -- 1st Half
Grace Baptist vs Westwood
3/19/10 11:45 AM at Murphy Center (Murfreesboro, TN)

VISITORS: Grace Baptist 24-7

##	Player Name		TOT-FG FG-FGA	3-PT FG-FGA	FT-FTA	REBOUNDS OF	DE	TOT	PF	TP	A	TO	BLK	S	MIN
10	Rector, Nathan.....	*	1-1	0-0	0-0	1	3	4	0	2	0	0	0	1	14
12	Church, Terrell.....	*	1-2	0-0	0-0	1	2	3	1	2	0	2	0	1	13
14	Wilson, Taylor.....	*	4-6	1-3	1-2	1	2	3	1	10	1	2	0	0	16
20	Nelson, Corey.....	*	1-1	0-0	0-0	0	0	0	2	2	0	0	0	0	4
24	Herman, Brandon.....	*	4-9	1-3	1-2	1	4	5	2	10	2	5	0	2	15
22	Schley, Nathan.....		1-2	0-1	0-0	0	1	1	0	2	0	0	0	0	12
32	Ruebusch, Matt.....		0-1	0-0	0-0	0	0	0	1	0	0	2	0	0	4
44	Carter, Alex.....		0-0	0-0	0-0	0	0	0	1	0	0	0	0	0	3
	TEAM.....					1		1				1			
	Totals.....		12-22	2-7	2-4	5	12	17	8	28	3	12	0	4	81

TOTAL FG% 1st Half: 12-22 54.5%
3-Pt. FG% 1st Half: 2-7 28.6%
F Throw % 1st Half: 2-4 50.0%

HOME TEAM: Westwood 24-8

##	Player Name		TOT-FG FG-FGA	3-PT FG-FGA	FT-FTA	REBOUNDS OF	DE	TOT	PF	TP	A	TO	BLK	S	MIN
20	Holt, Courtney.....	*	0-1	0-0	1-2	0	2	2	2	1	1	3	0	0	14
24	Gary, Montrezes.....	*	3-8	0-3	0-1	2	1	3	1	6	0	1	1	2	14
25	Pledge, David.....	*	0-3	0-1	0-0	0	0	0	1	0	1	2	0	0	12
32	Sullivan, Jarvis....	*	3-6	0-0	1-2	3	0	3	1	7	1	1	0	2	12
42	Thomas, Donnie.....	*	0-1	0-0	0-0	1	2	3	0	0	0	1	0	1	9
01	Nesby, AC.....		2-2	1-1	4-4	1	0	1	1	9	1	0	0	2	10
30	Gary, Devonte.....		0-0	0-0	0-0	0	0	0	0	0	0	0	0	0	0
33	Smith, Zachery.....		2-8	2-6	0-0	0	0	0	0	6	0	0	0	1	10
	TEAM.....					2		2							
	Totals.....		10-29	3-11	6-9	9	5	14	6	29	4	8	1	8	81

TOTAL FG% 1st Half: 10-29 34.5%
3-Pt. FG% 1st Half: 3-11 27.3%
F Throw % 1st Half: 6-9 66.7%

Officials: Dewayne Simpson, ryan Wolard, Jason Creek
Technical fouls: Grace Baptist-Nelson, Corey. Westwood-None.
Attendance:

Score by Periods	1st	2nd
Grace Baptist.....	16	12
Westwood.....	13	16

Official Basketball Box Score -- 2nd Half
Grace Baptist vs Westwood
3/19/10 11:45 AM at Murphy Center (Murfreesboro, TN)

VISITORS: Grace Baptist 24-7

##	Player Name		TOT-FG FG-FGA	3-PT FG-FGA	FT-FTA	REBOUNDS OF	DE	TOT	PF	TP	A	TO	BLK	S	MIN
10	Rector, Nathan.....	*	3-3	0-0	1-2	2	3	5	2	7	1	1	0	1	16
12	Church, Terrell.....	*	3-7	0-0	1-1	1	1	2	0	7	0	1	0	2	16
14	Wilson, Taylor.....	*	0-3	0-0	1-3	1	4	5	1	1	0	2	1	0	16
20	Nelson, Corey.....	*	1-3	0-2	2-2	0	3	3	0	4	0	0	0	1	16
24	Herman, Brandon.....	*	4-10	0-1	11-14	1	5	6	1	19	1	2	0	2	16
22	Schley, Nathan.....		0-0	0-0	0-0	0	0	0	0	0	0	0	0	0	0
32	Ruebusch, Matt.....		0-0	0-0	0-0	0	0	0	0	0	0	0	0	0	0
44	Carter, Alex.....		0-0	0-0	0-0	0	0	0	0	0	0	0	0	0	0
	TEAM.....					1	1	2							
	Totals.....		11-26	0-3	16-22	6	17	23	4	38	2	6	1	6	80

TOTAL FG% 1st Half: 12-22 54.5% 2nd Half: 11-26 42.3% Game: 47.9%
3-Pt. FG% 1st Half: 2-7 28.6% 2nd Half: 0-3 0.0% Game: 20.0%
F Throw % 1st Half: 2-4 50.0% 2nd Half: 16-22 72.7% Game: 69.2%

HOME TEAM: Westwood 24-8

##	Player Name		TOT-FG FG-FGA	3-PT FG-FGA	FT-FTA	REBOUNDS OF	DE	TOT	PF	TP	A	TO	BLK	S	MIN
20	Holt, Courtney.....	*	1-3	0-1	0-0	1	2	3	2	2	2	2	0	0	11
24	Gary, Montrezes.....	*	2-4	1-3	0-0	0	1	1	2	5	0	3	0	0	8
25	Pledge, David.....	*	1-6	0-2	0-0	0	2	2	4	2	0	1	0	1	11
32	Sullivan, Jarvis....	*	4-10	0-3	0-0	3	4	7	1	8	0	1	0	1	16
42	Thomas, Donnie.....	*	0-0	0-0	0-0	0	0	0	1	0	0	0	0	0	5
01	Nesby, AC.....		1-4	0-1	0-1	0	1	1	4	2	1	0	0	2	12
30	Gary, Devonte.....		1-2	0-1	0-0	1	0	1	1	2	1	1	0	0	2
33	Smith, Zachery.....		1-5	1-3	0-2	1	1	2	1	3	0	0	0	0	15
	TEAM.....					2	1	3							
	Totals.....		11-34	2-14	0-3	8	12	20	16	24	4	8	0	4	80

TOTAL FG% 1st Half: 10-29 34.5% 2nd Half: 11-34 32.4% Game: 33.3%
3-Pt. FG% 1st Half: 3-11 27.3% 2nd Half: 2-14 14.3% Game: 20.0%
F Throw % 1st Half: 6-9 66.7% 2nd Half: 0-3 0.0% Game: 50.0%

Officials: Dewayne Simpson, ryan Wolard, Jason Creek
Technical fouls: Grace Baptist-Nelson, Corey. Westwood-None.
Attendance:

Score by Periods	1st	2nd	3rd	4th
Grace Baptist.....	16	12	14	24
Westwood.....	13	16	13	11

Grace Baptist vs Westwood (3/19/10 - Period 4 00:00)

POINTS OFF TURNOVERS	1	2	3	4 -	Tot
Grace Baptist.....	5	2	7	5 -	19
Westwood.....	8	4	6	0 -	18

POINTS IN PAINT	1	2	3	4 -	Tot
Grace Baptist.....	10	4	8	8 -	30
Westwood.....	4	6	6	6 -	22

2ND CHANCE POINTS	1	2	3	4 -	Tot
Grace Baptist.....	2	2	3	5 -	12
Westwood.....	5	4	2	4 -	15

FAST BREAK POINTS	1	2	3	4 -	Tot
Grace Baptist.....	0	2	0	4 -	6
Westwood.....	2	0	2	0 -	4

BENCH POINTS	1	2	3	4 -	Tot
Grace Baptist.....	2	0	0	0 -	2
Westwood.....	7	8	5	2 -	22

SCORE TIED BY	1	2	3	4 -	Tot
Grace Baptist.....	1	2	1	0 -	4
Westwood.....	1	0	1	0 -	2

LEAD GAINED BY	1	2	3	4 -	Tot
Grace Baptist.....	2	2	3	1 -	8
Westwood.....	1	3	3	0 -	7

1986 Class AAA State Boys' Basketball Tournament

March 19 - March 22, 1986 · Vanderbilt Memorial Gym - Nashville, TN

Game 1
Thu. Mar. 20 2:30 PM

Riverdale (27-5)	70
Morristown West (30-4)	68

Game 2
Thu. Mar. 20 5:45 PM

Westwood (30-2)	74
Nashville Overton (25-7)	68

Game 3
Thu. Mar. 20 7:30 PM

Columbia (29-3)	70
Gallatin (25-7)	58

Game 4
Thu. Mar. 20 9:15 PM

Kirby (31-5)	69
Oak Ridge (23-10)	38

Game 5
Fri. Mar. 21 7:30 PM

Riverdale	66
Westwood	73

Game 6
Fri. Mar. 21 9:15 PM

Columbia	55
Kirby	61

Game 7
Sat. Mar. 22 8:00 PM

Westwood	60
Kirby	59

Westwood
STATE CHAMPION

TSSAA STATE TOURNAMENT

OFFICIAL NCAA BASKETBALL BOX SCORE

Date MARCH 20, 1986 Site MEMORIAL GYMNASIUM NASHVILLE, TN

VISITORS (Last Name, First)

No.	OVERTON		FG	FGA	FT	FTA	REB	PF	TP	MIN	A	TO	BLK	S
10	Tim Garrett	f												
11	Robert Petty	f												
12	Marcus Jemison	g	6	15	9	11	3	4	21					
20	Derrick Watkins	g												
21	Reggie Wallace	g												
22	Tony Yarnell		7	9	2	6	9	4	16					
30	Melvin Peacock		2	5	0	0	7	2	4					
31	Chris Bolson		2	7	0	2	1	4	4					
32	Joe Bell		2	4	3	4	3	3	7					
40	Vance Marshall		5	10	6	8	8	5	16					
41	Scott Ford													
42	Michael Hopson													
	TEAM REBOUNDS (Included in Totals)						4							
	TOTALS		24	50	20	31	35	22	68					

FG %: 1st Half 12-26 46.4 2nd Half 50.0 (11-22) Game 48.0

FT %: 1st Half 8-12 66.7 2nd Half 63.2 (12-19) Game 64.5

Deadball Rebounds 4

HOME

No.	WESTWOOD		FG	FGA	FT	FTA	REB	PF	TP	MIN	A	TO	BLK	S
14	Cheyenne Gibson	f	10	20	8	8	5	4	28					
15	Michael Richmond	f	5	8	5	8	3	2	15					
24	Anthony Talbert	g	5	11	0	2	5	4	10					
30	Allen Perry	g	3	7	2	4	13	4	8					
10	Jerome Watkins	g	1	6	3	4	3	5	5					
22	Terry Walker		4	7	0	0	5	2	8					
23	Darrell Mitchell		0	0	0	0	0	1	0					
31	Martin Davis													
45	Andre Hines													
20	Michael Richardson													
32	Kenneth Dobson													
42	Calvin Bunting													
	TEAM REBOUNDS (Included in Totals)						3							
	TOTALS		28	59	18	26	37	22	74					

FG %: 1st Half 13-24 54.2 2nd Half 42.9 (15-35) Game 47.5

FT %: 1st Half 9-16 56.2 2nd Half 90.0 (9-10) Game 69.2

Deadball Rebounds 0

OFFICIALS: George Shuford, Doyle Sayters

Technical Fouls: None

Attendance

SCORE BY PERIODS	1st H.	2nd H.	3 OT	4 OT	FINAL
OVERTON	21	13	14	20	68
WESTWOOD	12	23	16	23	74

Copyright 1984 National Collegiate Athletic Association

OFFICIAL NCAA BASKETBALL BOX SCORE

Date 3-21-86 Site Vanderbilt Univ.

VISITORS (Last Name, First)

No.	WESTWOOD	FG	FGA	FT	FTA	REB	PF	TP	A	TO	BLK	S	MIN
10	JEROME WATKINS	3	10	1	2	5	4	7					
12	KELVIN BUNTYN												
14	CHEYENNE GIBSON	8	21	2	4	6	0	18					
15	MICHAEL RICHMOND	6	10	2	6	3	3	14					
20	MICHAEL RICHARDSON												
21	MARTIN DAVIS												
22	KENNETH DODSON												
23	DARRELL MITCHELL	0	0	0	0	0	2	0					
30	ALLEN PERRY	5	10	2	4	10	2	12					
32	TERRY WALKER	4	6	1	2	3	2	9					
44	ANTHONY TOLBERT	5	8	3	7	9	4	13					
45	ANDRE HINES												
	TEAM REBOUNDS (Included in Totals)					4							
	TOTALS	31	65	11	25	40	17	73					

FG %: 1st Half (15-40) 37.5 2nd Half (16-25) 64.0 Game 47.7 Deadball Rebounds 1

FT %: 1st Half (3-9) 33.3 2nd Half (8-16) 50.0 Game 44.0

HOME

No.	RIVERDALE		FG	FGA	FT	FTA	REB	PF	TP	A	TO	BLK	S	MIN
22	JOEY RICHARDSON		0	1	4	6	0	4	4					
24	WILLIE VERGE	f	9	13	2	2	14	2	20					
25	TIM CORVER	c	3	9	7	10	9	4	13					
31	LEON CORDER	g	9	16	5	9	1	4	23					
32	TIM WILLIAMS	g	0	0	0	0	1	3	0					
34	ROBERT WILSON													
35	BRIAN MELTON		2	8	0	0	11	3	4					
42	JUIF BURNS													
45	JOHN DIETRICH													
50	DARNELL SPANN		1	2	0	0		1	2					
51	JAMES SWEENEY													
55	ROB GARDNER													
	TEAM REBOUNDS (Included in Totals)						4							
	TOTALS		24	49	18	27	40	21	66					

FG %: 1st Half (14-26) 53.8 2nd Half (10-23) 43.5 Game 49.0 Deadball Rebounds 1

FT %: 1st Half (10-12) 83.3 2nd Half (8-15) 53.3 Game 66.7

OFFICIALS:

Technical Fouls: None

Attendance

©by National Collegiate Athletic Association 1981

SCORE BY PERIODS	1 1st H.	2 2nd H.	3 OT	4 OT	FINAL
WESTWOOD	15	18	18	22	73
RIVERDALE	19	19	13	15	66

OFFICIAL NCAA BASKETBALL BOX SCORE 21 Date 2-[illegible]-86 Site VANDERBILT UNIV.

VISITORS (Last Name, First)

No.	KIRBY	FG	FGA	FT	FTA	REB	PF	TP	A	TO	BLK	S	MIN
00	JOHN MATTHEWS f	4	15	4	7	4	3	12					
3	EDDIE SKINNER f	4	8	0	0	3	0	8					
13	JORGE WALLACE c	8	12	0	0	8	2	16					
23	ROSS WORKMAN g	0	0	0	0	0	0	0					
32	ANDRE EDDINS g	1	4	0	0	2	2	2					
34	TODD McGOWAN	3	3	2	3	2	3	8					
41	DWIGHT BEASLEY	0	3	0	0	2	0	0					
44	MARK SHORT	6	9	1	2	6	4	13					
50	MIKE HORNER	0	0	0	0	0	0	0					
	TEAM REBOUNDS (Included in Totals)					1							
	TOTALS	26	54	7	12	28	14	59					

FG %: 1st Half 46.4 (13-28) 2nd Half 50.0 (13-26) Game 48.1

HOME FT %: 1st Half 62.5 (5-8) 2nd Half 50.0 (2-4) Game 58.3

Deadball Rebounds 3

No.	WESTWOOD	FG	FGA	FT	FTA	REB	PF	TP	A	TO	BLK	S	MIN
10	JEROME WATKINS f	3	5	0	2	3	4	6					
12	KELVIN BUNTYN f	0	0	0	0	0	0	0					
14	CHEYENNE GIBSON d	8	18	2	5	5	[illegible]	18					
15	MICHAEL RICHMOND g	1	2	1	5	1	2	3					
20	MICHAEL RICHARDSON	0	0	0	0	0	0	0					
21	MARTIN DAVIS	0	0	0	0	0	0	0					
22	KENNETH DODSON	0	0	0	0	0	0	0					
23	DARRELL MITCHELL	1	1	0	0	1	2	2					
30	ALLEN PERRY	4	10	2	2	12	1	10					
32	TERRY WALKER	4	9	0	0	6	0	8					
34	ANTHONY TOLBERT	6	11	1	2	9	4	13					
35	ANDRE HINES	0	0	0	0	0	0	0					
	TEAM REBOUNDS (Included in Totals)					2							
	TOTALS	27	56	6	16	39	13	60					

FG %: 1st Half 37.8 (14-37) 2nd Half 68.4 (13-19) Game 48.2

FT %: 1st Half 33.3 (2-6) 2nd Half 40.0 (4-10) Game 37.5

Deadball Rebounds 2

CIALS:

nical Fouls:

dance 8,041 [37,552 WEEK'S ATTENDANCE]

National Collegiate Athletic Association 1981

SCORE BY PERIODS

	1st H.	2nd H.	OT	OT	FINAL
KIRBY	13	18	14	14	59
WESTWOOD	18	12	18	12	60

1985 Class AAA State Boys' Basketball Tournament

March 13 - March 16, 1985 · Vanderbilt Memorial Gym - Nashville, TN

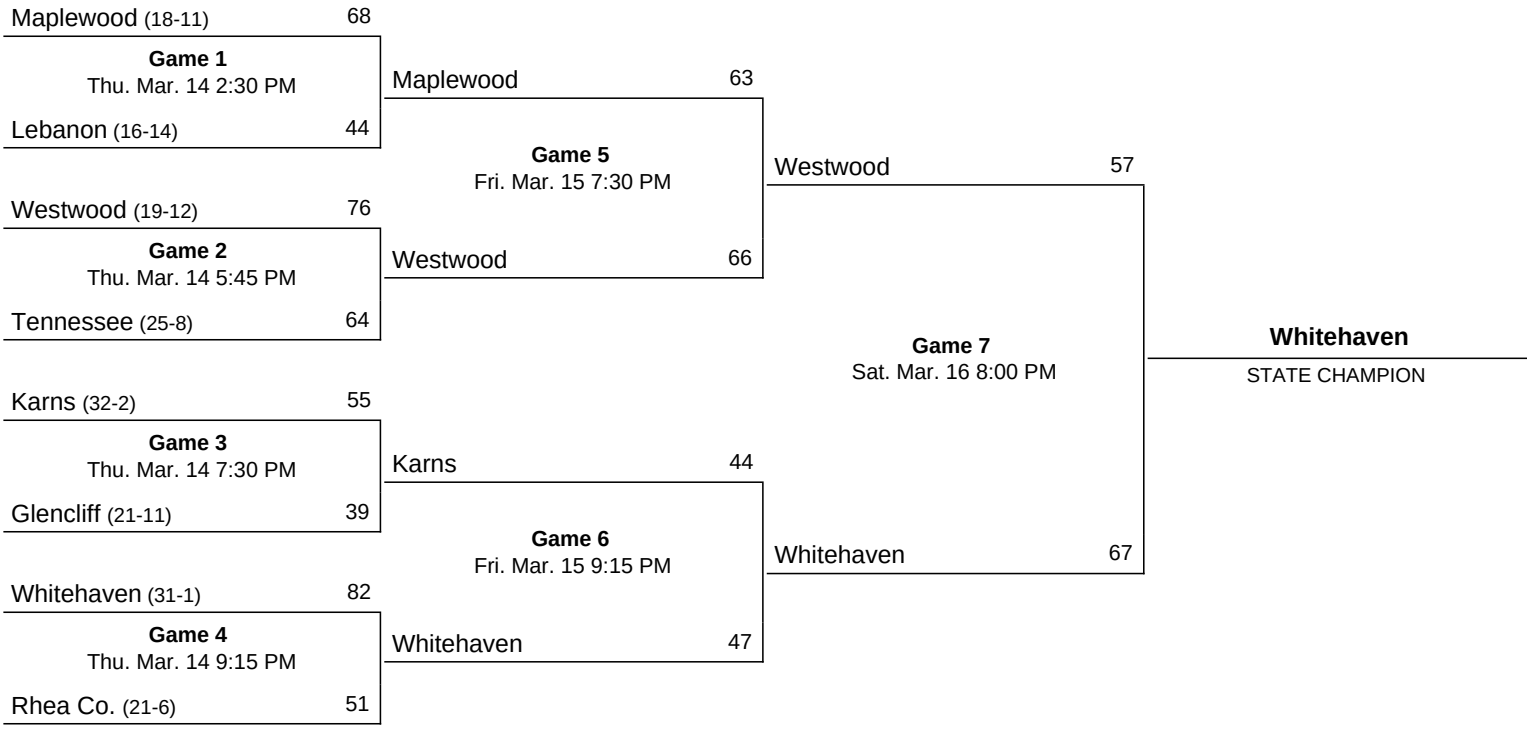

OFFICIAL NCAA BASKETBALL BOX SCORE

VISITORS (Last Name, First)

No.	Bristol (25-9)		FG	FGA	FT	FTA	REB	PF	TP	MIN	A	TO	BLK	S
10	Von Bell	f	0	5	0	0	5	5	0					
14	Todd Taylor	f	0	0	0	0	3	4	0					
15	Mike Ford	c	0	0	0	0		0	0					
20	Sidney Mitchell	g	5	18	3	9	7	4	13					
23	Chip King	g	6	18	7	9	9	4	19					
24	Jeff Strasburg		3	5	0	0	0	3	6					
30	Chris Norris													
33	Buddy Saunders		7	17	3	4	17	4	17					
34	Greg Honaker		1	1	0	0	1	0	2					
42	Doug Bundrant		0	0	0	0		0	0					
44	Steve Edwards		0	1	0	0		0	0					
50	Lisle Whitmon		1	2	5	6	3	4	7					
	TEAM REBOUNDS (Included in Totals)						5							
	TOTALS		23	67	18	30	46	28	64					

FG %: 1st Half 31.2 2nd Half 37.1 (13-35) Game 34.3 Deadball Rebounds

FT %: 1st Half 71.4 2nd Half 57.8 (11-19) Game 60.0

HOME

No.	Westwood (20-12)		FG	FGA	FT	FTA	REB	PF	TP	MIN	A	TO	BLK	S
10	Jerome Watkins	f	4	8	3	4	8	2	11					
12	David Allen	f	1	2	0	0	0		2					
14	Cheyenne Gibson	c	6	13	10	15	6	3	22					
15	Michael Richmond	g	0	0	0	0		0	0					
21	Homer Williams	g	1	5	2	2	7	4	4					
22	Kenneth Dodson													
23	Darrell Mitchell													
30	Allen Perry		3	8	7	9	9	4	13					
32	Lorenzo Jones		5	12	4	9	5	2	14					
44	Anthony Tolbert		5	8	0	1	6	5	10					
45	Andre Hines													
	TEAM REBOUNDS (Included in Totals)						4							
	TOTALS		25	66	26	40	55	20	76					

FG %: 1st Half 41.9 2nd Half 48.0 (12-25) Game 37.9 Deadball Rebounds

FT %: 1st Half 63.6 2nd Half 50.0 (8-16) Game 65.0

OFFICIALS:

Technical Fouls: NONE

Attendance

SCORE BY PERIODS	1st H.	2nd H.	OT	OT	FINAL
BRISTOL	17	30	41	64	
Westwood	20	33	49	76	

Copyright 1993 National Collegiate Athletic Association

NCAA QUICKIE BASKETBALL STATISTICS

First Half | Second Half | Final
(Circle one)

	Bristol (Visitors)	Westwood (Home)
Team: Score	30	33
Field Goals (Made/Att./Pct.)	10 – 32 – 31.2	13 – 31 – 41.9
Free Throws (Made/Att./Pct.)	10 – 14 – 71.4	7 – 11 – 63.6
Rebounds	28	20
Fouls	11	9
Individual: Scoring Leaders	SAUNDERS 11	GIBSON 11
Rebounding Leaders	SAUNDERS 11	PERRY 5
Three or More Fouls		TOLBERT 3

Shot Chart

Team _____ Team _____

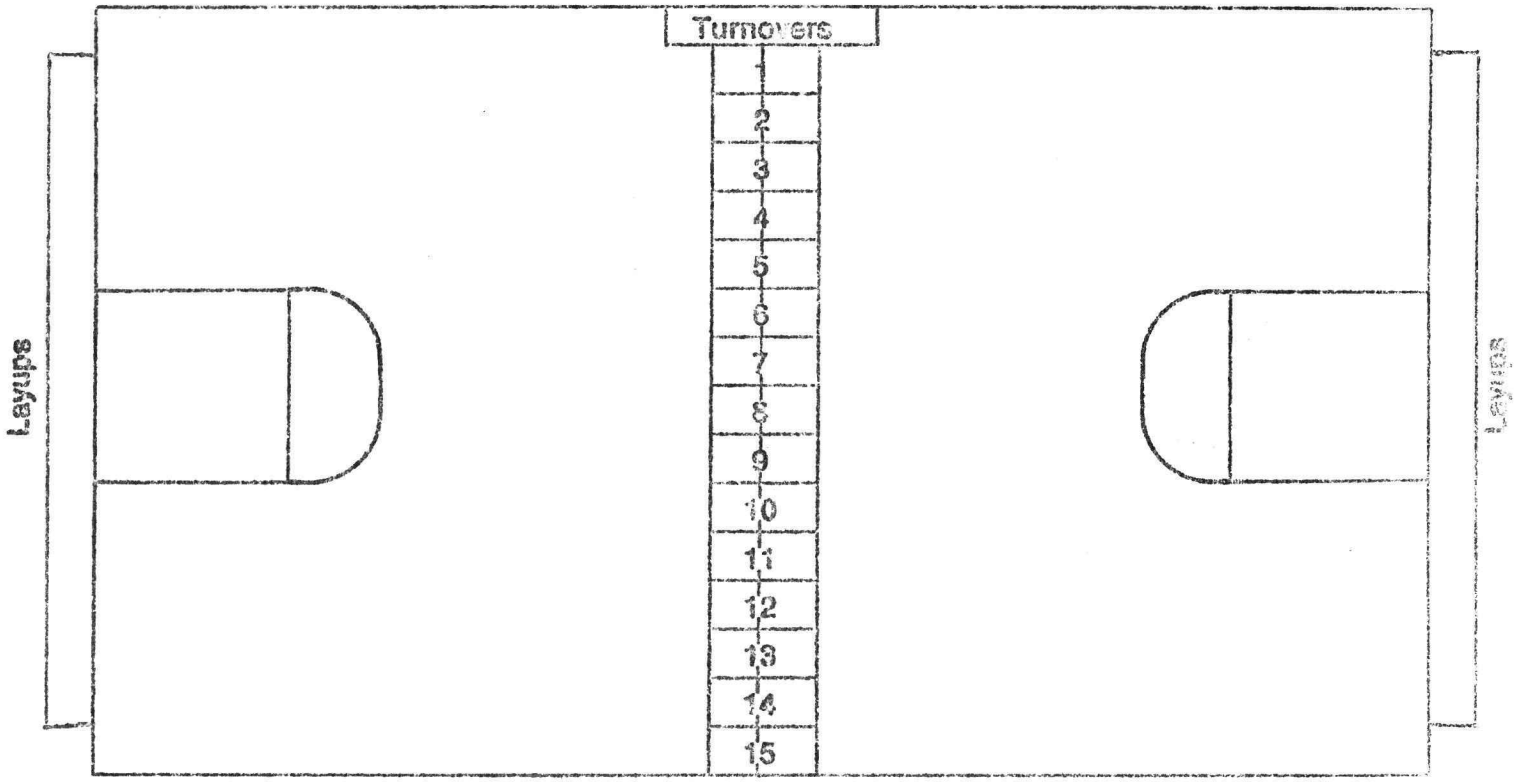

Copyright 1981 National Collegiate Athletic Association

VISITORS (Last Name, First)

No.	Memphis Westwood (21-12)		FG	FGA	FT	FTA	REB	PF	TP	MIN	A	TO	BLK	S
10	Jerome Watkins	f	3	7	0	1	5	2	6					
12	David Allen	f	0	1	0	0	0	1	0					
14	Cheyenne Gibson	c	8	12	5	7	3	4	21					
15	Michael Richmond	g												
21	Homer Williams	g	7	12	4	6	5	2	18					
22	Kenneth Dodson													
30	Allen Perry		1	2	0	0	3	2	2					
31	Darrell Mitchell													
32	Lorenzo Jones		3	9	1	2	4	2	7					
44	Anthony Tolbert		5	9	2	4	4	2	12					
45	Andre Hines													
	TEAM REBOUNDS (Included in Totals)						5							
	TOTALS		27	52	12	20	29	15	66					

FG %: 1st Half (16-32) 50% 2nd Half 55 (11-20) Game 51.9 Deadball Rebounds 3

FT %: 1st Half 50 (2-4) 2nd Half 62.5 (10-16) Game 60

HOME

No.	Nash. Maplewood (19-12)		FG	FGA	FT	FTA	REB	PF	TP	MIN	A	TO	BLK	S
10	Thymus Holford	f	0	1	2	3	3	1	2					
12	Steve Forte	f												
14	Carl Holder	c												
20	Tim Burr	g	5	8	0	0	0	5	10					
22	Lance Scruggs	g												
24	Michael Stewart		4	4	2	2	5	1	10					
30	Isaac Henderson		6	15	1	3	2	2	13					
32	Tim Sebree		6	15	1	1	5	3	13					
34	Gerald Corlew													
40	Jimmy Polite													
42	Tim Brown													
44	Tyrone Hill		7	10	1	1	11	3	15					
	TEAM REBOUNDS (Included in Totals)						2							
	TOTALS		28	53	7	10	28	15	63					

FG %: 1st Half 39.1 (9-23) 2nd Half 63.3 (19-30) Game 52.8 Deadball Rebounds 1

FT %: 1st Half 50 (3-6) 2nd Half 100 (4-4) Game 70

OFFICIALS: Jerry Carpenter, Donald Calbaugh

Technical Fouls:

Attendance

Copyright 1993 National Collegiate Athletic Association

SCORE BY PERIODS	1st Q.	2nd Q.	3rd Q.	4th Q.	FINAL
Westwood	12	22	18	14	66
Maplewood	10	11	22	20	63

NCAA QUICKIE BASKETBALL STATISTICS

First Half | Second Half | Final
(Circle one)

	Westwood Visitors	Maplewood Home
Team: Score	34	21
Field Goals (Made/Att./Pct.)	16 – 32 – 50	9 – 23 – 39.1
Free Throws (Made/Att./Pct.)	2 – 4 – 50	3 – 6 – 50
Rebounds	19	13
Fouls	8	2

Individual: Scoring Leaders	Gibson	11	Hill	11
	Watkins	6	Henderson	4
	Talbert	6		
Rebounding Leaders	Williams	4	Hill	7
Three or More Fouls	Gibson	3		

Shot Chart

Team _____ Team _____

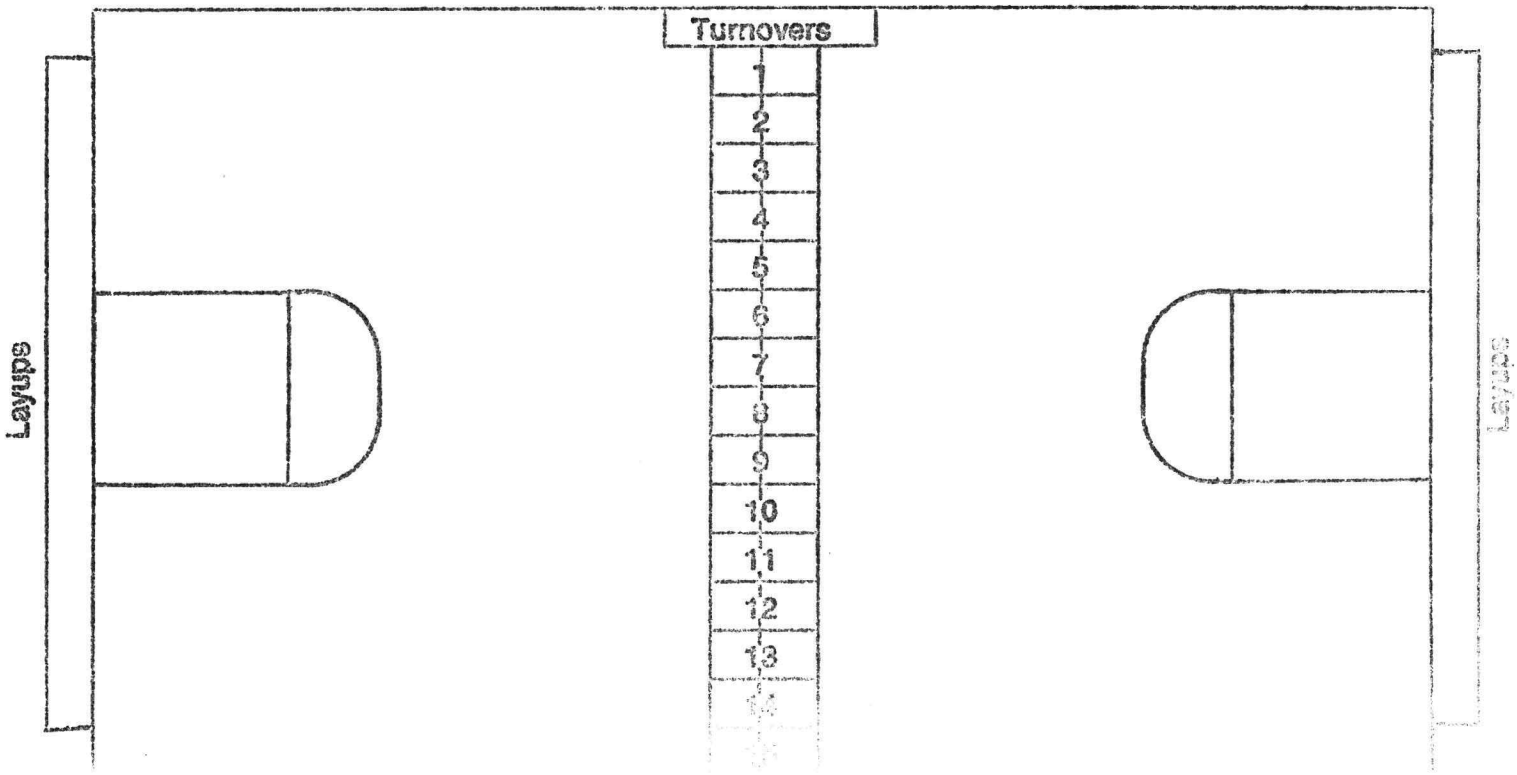

OFFICIAL NCAA BASKETBALL BOX SCORE

Date 3-16-85 Site Memorial Gymnasium

VISITORS (Last Name, First)

No.	WHITEHAVEN TIGERS (34-1)		FG	FGA	FT	FTA	REB	PF	TP	MIN	A	TO	BLK	S
11	CALVIN, Ezell	f	0	0	0	0	0	1	0					
12	LEE, Anthony	f	1	3	2	4	0	2	4					
20	BROWN, David	c	0	0	0	0	0	0	0					
21	MASON, Rico	g	2	8	2	2	2	3	6					
22	DOUGLAS, Rodney	g	5	8	0	0	8	1	10					
23	McMILLAN, Reynard		0	1	0	0	0	0	0					
24	PIGFORD, Michael		0	0	0	1	1	0	0					
25	FLETCHER, Clyde		0	1	0	0	0	0	0					
30	KIRBY, Tim		4	9	2	3	22	1	10					
32	HUERY, Ron		7	13	5	8	1	3	19					
34	ALEXANDER, Marvin		8	9	2	7	2	2	18					
54	COFIELD, Kevin		0	0	0	0	0	0	0					
	TEAM REBOUNDS (Included in Totals)						3							
	TOTALS		27	52	13	25	39	13	67					

FG %: 1st Half 48.4 (15-31) 2nd Half 57.1 (12-21) Game 51.9

FT %: 1st Half 57.1 (4-7) 2nd Half ~~[illegible]~~ (9-18) Game 52.0 Deadball Rebounds 2

HOME

No.	WESTERN WESTERNERS (21-12)		FG	FGA	FT	FTA	REB	PF	TP	MIN	A	TO	BLK	S
10	WATKINS, Jerome	f	5	11	0	1	7	5	10					
12	ALLEN, David	f	0	0	0	0	0	1	0					
14	GIBSON, Chevenne	c	6	19	3	4	1	2	15					
15	RICHMOND, Michael	g	1	1	0	0	0	1	2					
21	WILLIAMS, Homer	g	3	11	0	0	3	4	6					
22	DODSON, Kenneth													
23	MITCHELL, Darrell						1							
30	PERRY, Allen		1	2	1	2	5	2	3					
32	JONES, Lorenzo		5	16	2	2	9	4	12					
44	TOLBERT, Anthony		4	7	1	2	11	4	9					
45	~~HEINZX, Andre~~ HINDS, Andre		0	0	0	1	1	0	0					
	TEAM REBOUNDS (Included in Totals)						2							
	TOTALS		25	67	7	12	40	23	57					

FG %: 1st Half 35.1 (13-37) 2nd Half 40.0 (12-30) Game 37.3

FT %: 1st Half 60.0 (3-5) 2nd Half 57.1 (4-7) Game 58.3 Deadball Rebounds 3

OFFICIALS: BOBBIE HEATHERLY, JERRY McCARTER

Technical Fouls: 5-057

Attendance 5057

(21)

SCORE BY PERIODS	1st H.	2nd H.	3rd QT	4 QT	FINAL
WHITEHAVEN	16	18	14	19	67
WESTWOOD	14	15	14	14	57

NCAA QUICKIE BASKETBALL STATISTICS

First Half Second Half Final
(Circle one)

		WHITEHAVEN Visitors	WESTWOOD Home
Team:	Score	34	29
	Field Goals (Made/Att./Pct.)	15 – 31 – 48.4	13 – 37 – 35.1
	Free Throws (Made/Att./Pct.)	4 – 7 – 57.1	3 – 5 – 60.0
	Rebounds	21	22
	Fouls	7	8
Individual:	Scoring Leaders	DOUGLAS 10	JONES 10
		HUERY 9	WATKINS 10
		ALEXANDER 6	GIBSON 5
	Rebounding Leaders	KIRBY 12	JONES 8
	Three or More Fouls		

Shot Chart
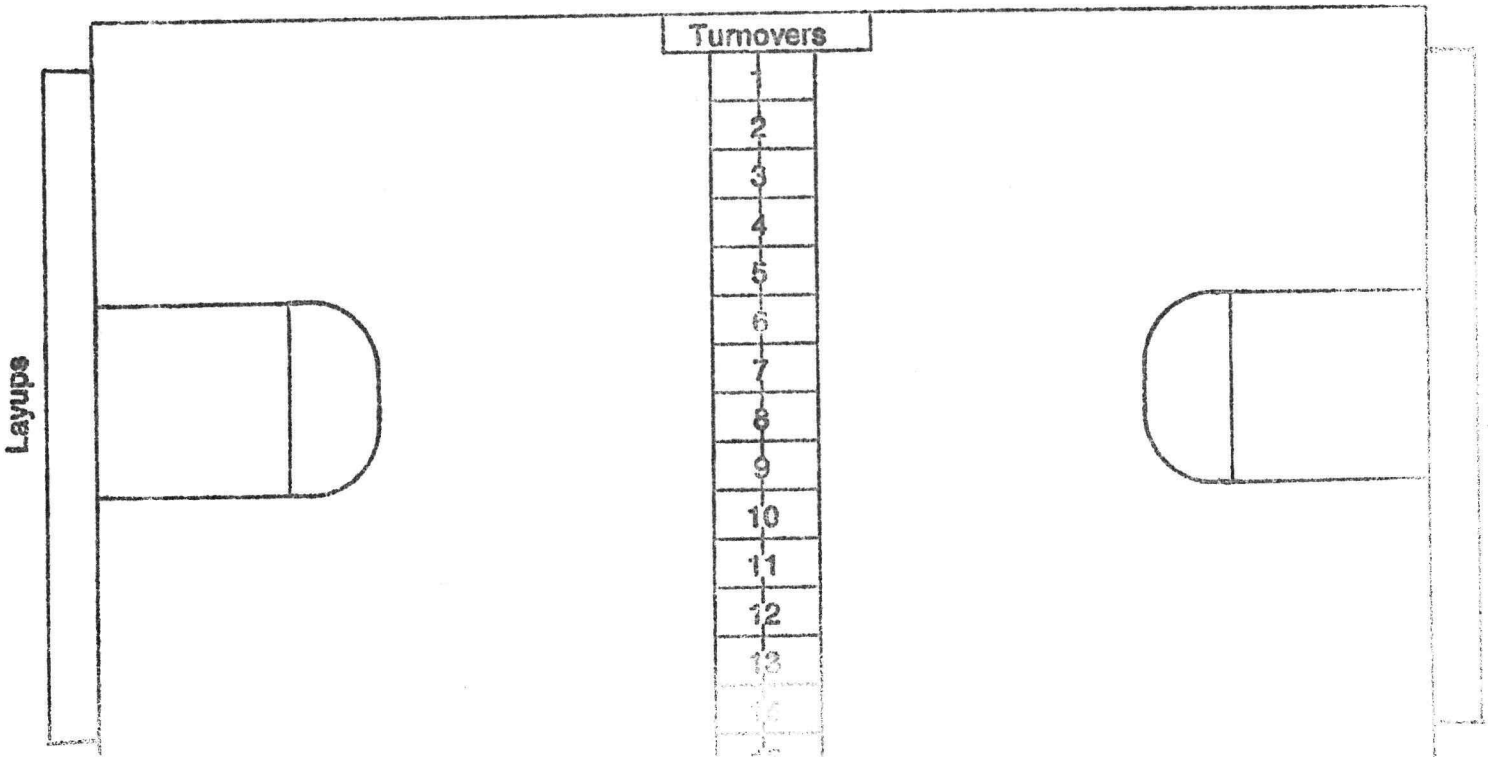
Team _____ Team _____