Westmoreland High School
Girls' Basketball
Westmoreland, TN

POSTSEASON HISTORY REPORT

GENERATED APRIL 26, 2024

Summary

Championship Record: 4-9
Appearances (9): 2022, 2015, 2005, 2003, 1988, 1987, 1979, 1974, 1973

Finals Appearances

None found.

Awards

None found.

2022 Class 2A State Girls' Basketball Tournament

March 8 - March 12, 2022 · MTSU - Murphy Center

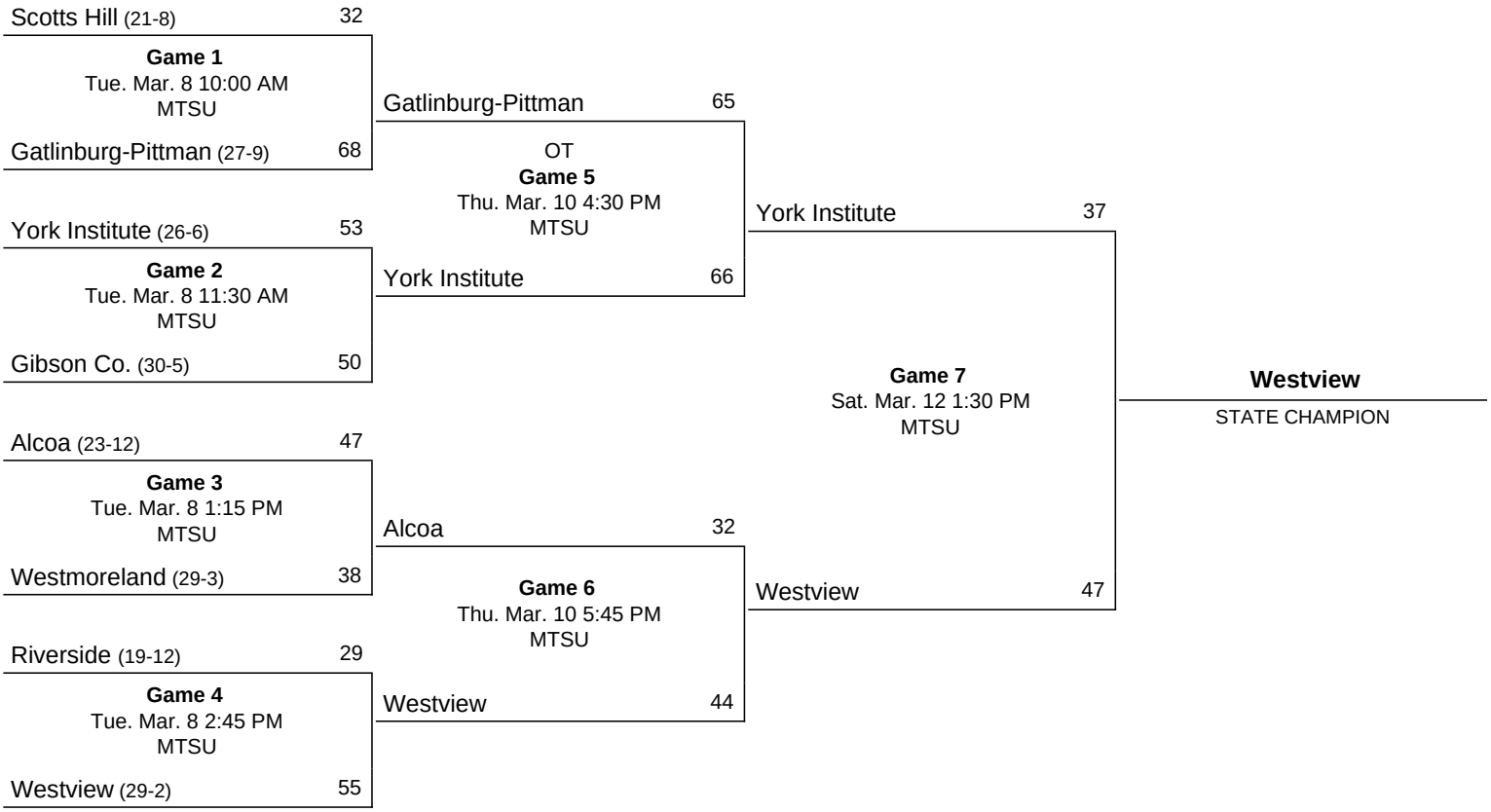

Official Basketball Box Score -- Game Totals -- Final Statistics

Westmoreland vs Alcoa

03/08/22 1:15 PM at Murphy Center (Murfreesboro, TN)

of Tennessee

Westmoreland 38 • 29-4

##	Player		Total FG-FGA	3-Ptr FG-FGA	FT-FTA	Rebounds Off	Def	Tot	PF	TP	A	TO	Blk	Stl	Min
05	Cassetty, Mallory	*	2-7	1-2	2-2	1	0	1	4	7	1	3	0	0	24
14	Creasy, Anna	*	4-9	0-0	5-6	3	4	7	4	13	2	0	0	1	32
15	Norman, Bayleigh	*	6-14	1-5	1-4	0	2	2	3	14	0	2	0	3	32
30	Wright, Emma	*	1-2	0-0	1-4	1	3	4	4	3	1	1	1	0	24
40	Eakle, Alana	*	0-8	0-2	1-2	0	5	5	5	1	0	0	1	3	26
03	Powell, Karleigh		0-0	0-0	0-0	0	2	2	1	0	0	0	0	0	14
55	Dobbs, Baye		0-0	0-0	0-0	0	2	2	2	0	0	0	0	0	8
	Team					2	0	2							
	Totals		13-40	2-9	10-18	7	18	25	23	38	4	6	2	7	160

	1st		2nd		3rd		4th		Game		Deadball Rebounds
FG %:	2-12	16.7%	3-8	37.5%	3-9	33.3%	5-11	45.5%	13-40	32.5%	
3FG %:	0-1	0.0%	1-2	50.0%	0-4	0.0%	1-2	50.0%	2-9	22.2%	
FT %:	3-4	75.0%	6-10	60.0%	1-4	25.0%	0-0	0.0%	10-18	55.6%	4

Alcoa 47 • 24-12

##	Player		Total FG-FGA	3-Ptr FG-FGA	FT-FTA	Rebounds Off	Def	Tot	PF	TP	A	TO	Blk	Stl	Min
05	Ridge, Macie	*	1-6	0-2	2-4	1	3	4	0	4	1	4	0	0	32
22	Davis, Eden	*	3-5	1-2	5-6	2	3	5	4	12	0	0	0	0	31
23	Haworth, Karli	*	2-12	0-6	13-15	0	1	1	3	17	1	2	0	2	32
24	Pfeiffer, Ansley	*	1-3	0-0	0-0	3	9	12	3	2	0	2	3	0	28
35	Pfeiffer, Amelia	*	3-7	0-0	4-9	2	7	9	3	10	1	2	1	1	28
03	Hodge, Trinity		1-1	0-0	0-0	1	0	1	1	2	0	0	0	0	4
11	Pitts, Kara		0-0	0-0	0-0	0	1	1	1	0	0	0	0	0	4
14	Martin, Lauren		0-1	0-1	0-0	0	0	0	0	0	0	0	0	0	1
	Team					2	0	2							
	Totals		11-35	1-11	24-34	11	24	35	15	47	3	10	4	3	160

	1st		2nd		3rd		4th		Game		Deadball Rebounds
FG %:	5-9	55.6%	3-12	25.0%	2-11	18.2%	1-3	33.3%	11-35	31.4%	
3FG %:	1-3	33.3%	0-4	0.0%	0-3	0.0%	0-1	0.0%	1-11	9.1%	
FT %:	2-3	66.7%	4-4	100.0%	3-9	33.3%	15-18	83.3%	24-34	70.6%	5

Officials:
Technical fouls: Westmoreland-None. Alcoa-None.
Attendance:

Score by periods	1st	2nd	3rd	4th	Total
Westmoreland	7	13	7	11	38
Alcoa	13	10	7	17	47

Points	In Paint	Off T/O	2nd Chance	Fast Break	Bench
WESTM	22	8	4	0	0
ALCOA	18	4	10	2	2

Last FG - WESTM 4th-00:10, ALCOA 4th-05:12.
Largest lead - WESTM by 2 1st-07:25, ALCOA by 11 4th-01:07.
WESTM led for 00:21. ALCOA led for 30:21. Game was tied for 01:18.

Score tied - 2 times.
Lead changed - 1 time.

Westmoreland vs Alcoa

03/08/22 1:15 PM at Murphy Center (Murfreesboro, TN)

1st PERIOD Play-by-Play (Page 1)

HOME TEAM: Alcoa	Time	Score	Margin	VISITORS: Westmoreland
TURNOVR by Pfeiffer, Ansley	07:36			
	07:25	0-2	V 2	GOOD! LAYUP by Creasy, Anna [PNT]
	07:25			ASSIST by Cassetty, Mallory
MISSED LAYUP by Ridge, Macie	07:09			
REBOUND (OFF) by Ridge, Macie	07:09			
GOOD! JUMPER by Davis, Eden	07:04	2-2	T 1	
REBOUND (DEF) by Pfeiffer, Ansley	06:49			MISSED JUMPER by Cassetty, Mallory
GOOD! LAYUP by Pfeiffer, Amelia [PNT]	06:35	4-2	H 2	
ASSIST by Ridge, Macie	06:35			
REBOUND (DEF) by Pfeiffer, Ansley	05:55			MISSED LAYUP by Creasy, Anna
TURNOVR by Haworth, Karli	05:49			
	05:47			STEAL by Norman, Bayleigh
REBOUND (DEF) by Pfeiffer, Ansley	05:42			MISSED JUMPER by Norman, Bayleigh
MISSED FT SHOT by Pfeiffer, Amelia	05:12			FOUL by Cassetty, Mallory (P1T1)
REBOUND (OFF) by (DEADBALL)	05:12			
GOOD! FT SHOT by Pfeiffer, Amelia	05:12	5-2	H 3	
REBOUND (DEF) by Pfeiffer, Amelia	05:00			MISSED 3 PTR by Norman, Bayleigh
	04:55			FOUL by Creasy, Anna (P1T2)
TURNOVR by Pfeiffer, Amelia	04:46			
	04:45			STEAL by Eakle, Alana
REBOUND (DEF) by Pfeiffer, Ansley	04:40			MISSED LAYUP by Eakle, Alana
GOOD! LAYUP by Pfeiffer, Ansley [PNT]	04:08	7-2	H 5	
ASSIST by Haworth, Karli	04:08			
FOUL by Haworth, Karli (P1T1)	03:47			
REBOUND (DEF) by Davis, Eden	03:43			MISSED JUMPER by Eakle, Alana
TURNOVR by Ridge, Macie	03:34			STEAL by Norman, Bayleigh
FOUL by Davis, Eden (P1T2)	03:21			
	03:20	7-4	H 3	GOOD! LAYUP by Norman, Bayleigh [PNT]
	03:20			ASSIST by Creasy, Anna
GOOD! LAYUP by Haworth, Karli [PNT]	03:02	9-4	H 5	
GOOD! FT SHOT by Haworth, Karli	03:02	10-4	H 6	FOUL by Cassetty, Mallory (P2T3)
	03:02			SUB IN : Powell, Karleigh
	03:02			SUB OUT: Cassetty, Mallory
BLOCK by Pfeiffer, Ansley	02:31			MISSED LAYUP by Norman, Bayleigh
	02:31			REBOUND (OFF) by (TEAM)
BLOCK by Pfeiffer, Amelia	02:14			MISSED LAYUP by Wright, Emma
REBOUND (DEF) by Pfeiffer, Ansley	02:12			
GOOD! 3 PTR by Davis, Eden	01:43	13-4	H 9	
ASSIST by Pfeiffer, Amelia	01:43			
	01:35			TIMEOUT 30sec
BLOCK by Pfeiffer, Ansley	01:20			MISSED LAYUP by Creasy, Anna
	01:18			REBOUND (OFF) by Creasy, Anna
FOUL by Pfeiffer, Ansley (P1T3)	01:18	13-5	H 8	GOOD! FT SHOT by Creasy, Anna
	01:18	13-6	H 7	GOOD! FT SHOT by Creasy, Anna
SUB IN : Martin, Lauren	01:18			
SUB OUT: Davis, Eden	01:18			
MISSED LAYUP by Pfeiffer, Amelia	01:05			BLOCK by Wright, Emma
REBOUND (OFF) by (TEAM)	01:05			
MISSED 3 PTR by Martin, Lauren	01:02			REBOUND (DEF) by Norman, Bayleigh
FOUL by Pfeiffer, Amelia (P1T4)	00:48	13-7	H 6	GOOD! FT SHOT by Wright, Emma
REBOUND (DEF) by Pfeiffer, Amelia	00:48			MISSED FT SHOT by Wright, Emma
MISSED 3 PTR by Haworth, Karli	00:38			REBOUND (DEF) by Eakle, Alana
BLOCK by Pfeiffer, Ansley	00:25			MISSED LAYUP by Eakle, Alana
	00:25			REBOUND (OFF) by (TEAM)
	00:22			FOUL by Wright, Emma (P1T4)
	00:22			TURNOVR by Wright, Emma
TURNOVR by Ridge, Macie	00:00			STEAL by Eakle, Alana

Westmoreland vs Alcoa

03/08/22 1:15 PM at Murphy Center (Murfreesboro, TN)

1st PERIOD Play-by-Play (Page 2)

HOME TEAM: Alcoa | Time | Score | Margin | VISITORS: Westmoreland

Alcoa 13, Westmoreland 7

1st period-only	In Paint	Off T/O	2nd Chance	Fast Break	Bench	
Westmoreland	4	4	2	0	0	Score tied - 1 time.
Alcoa	6	0	2	0	0	Lead changed - 1 time.

Westmoreland vs Alcoa

03/08/22 1:15 PM at Murphy Center (Murfreesboro, TN)

2nd PERIOD Play-by-Play (Page 1)

HOME TEAM: Alcoa	Time	Score	Margin	VISITORS: Westmoreland
SUB IN : Pitts, Kara	08:00			SUB IN : Powell, Karleigh
SUB OUT: Pfeiffer, Ansley	08:00			SUB OUT: Cassetty, Mallory
TURNOVR by Pfeiffer, Amelia	07:27			
	07:26			STEAL by Creasy, Anna
FOUL by Pfeiffer, Amelia (P2T5)	07:21			MISSED FT SHOT by Wright, Emma
	07:21			REBOUND (OFF) by (DEADBALL)
REBOUND (DEF) by Ridge, Macie	07:21			MISSED FT SHOT by Wright, Emma
SUB IN : Pfeiffer, Ansley	07:21			
SUB OUT: Pfeiffer, Amelia	07:21			
MISSED 3 PTR by Ridge, Macie	07:04			
REBOUND (OFF) by Davis, Eden	07:04			
GOOD! FT SHOT by Haworth, Karli	06:37	14-7	H 7	FOUL by Eakle, Alana (P1T5)
GOOD! FT SHOT by Haworth, Karli	06:37	15-7	H 8	
FOUL by Pfeiffer, Ansley (P2T6)	06:27			MISSED FT SHOT by Creasy, Anna
	06:27			REBOUND (OFF) by (DEADBALL)
	06:27	15-8	H 7	GOOD! FT SHOT by Creasy, Anna
TIMEOUT 30sec	06:13			
MISSED 3 PTR by Haworth, Karli	05:51			REBOUND (DEF) by Wright, Emma
	05:40	15-11	H 4	GOOD! 3 PTR by Cassetty, Mallory
	05:40			ASSIST by Creasy, Anna
MISSED LAYUP by Haworth, Karli	05:16			REBOUND (DEF) by Eakle, Alana
REBOUND (DEF) by Pitts, Kara	05:08			MISSED LAYUP by Eakle, Alana
MISSED LAYUP by Haworth, Karli	05:01			REBOUND (DEF) by Powell, Karleigh
	04:42	15-13	H 2	GOOD! LAYUP by Creasy, Anna [PNT]
	04:42			ASSIST by Wright, Emma
MISSED LAYUP by Ridge, Macie	04:20			REBOUND (DEF) by Eakle, Alana
FOUL by Davis, Eden (P2T7)	04:09	15-14	H 1	GOOD! FT SHOT by Cassetty, Mallory
	04:09	15-15	T 2	GOOD! FT SHOT by Cassetty, Mallory
SUB IN : Hodge, Trinity	04:09			SUB IN : Dobbs, Baye
SUB OUT: Pitts, Kara	04:09			SUB OUT: Wright, Emma
	04:00			SUB IN : Cassetty, Mallory
	04:00			SUB OUT: Powell, Karleigh
MISSED 3 PTR by Davis, Eden	03:58			
REBOUND (OFF) by Hodge, Trinity	03:58			
GOOD! LAYUP by Hodge, Trinity [PNT]	03:55	17-15	H 2	
REBOUND (DEF) by Pfeiffer, Ansley	03:42			MISSED JUMPER by Cassetty, Mallory
FOUL by Pfeiffer, Ansley (P3T8)	03:31			
TURNOVR by Pfeiffer, Ansley	03:31			
SUB IN : Pfeiffer, Amelia	03:31			
SUB OUT: Pfeiffer, Ansley	03:31			
FOUL by Hodge, Trinity (P1T9)	03:13			MISSED FT SHOT by Eakle, Alana
	03:13			REBOUND (OFF) by (DEADBALL)
	03:13	17-16	H 1	GOOD! FT SHOT by Eakle, Alana
	03:03			FOUL by Dobbs, Baye (P1T6)
TURNOVR by Ridge, Macie	03:00			
	02:49			TURNOVR by Norman, Bayleigh
STEAL by Pfeiffer, Amelia	02:47			
MISSED 3 PTR by Haworth, Karli	02:42			REBOUND (DEF) by Creasy, Anna
	02:24			TURNOVR by Cassetty, Mallory
STEAL by Haworth, Karli	02:23			
GOOD! FT SHOT by Haworth, Karli	02:19	18-16	H 2	FOUL by Creasy, Anna (P2T7)
GOOD! FT SHOT by Haworth, Karli	02:19	19-16	H 3	
	02:19			SUB IN : Wright, Emma
	02:19			SUB OUT: Dobbs, Baye
	02:00			MISSED LAYUP by Creasy, Anna
	02:00			REBOUND (OFF) by Wright, Emma
	01:57	19-18	H 1	GOOD! LAYUP by Wright, Emma [PNT]
GOOD! LAYUP by Pfeiffer, Amelia [PNT]	01:40	21-18	H 3	
	01:28			MISSED 3 PTR by Eakle, Alana
	01:28			REBOUND (OFF) by Creasy, Anna

Westmoreland vs Alcoa

03/08/22 1:15 PM at Murphy Center (Murfreesboro, TN)

2nd PERIOD Play-by-Play (Page 2)

HOME TEAM: Alcoa	Time	Score	Margin	VISITORS: Westmoreland
REBOUND (DEF) by Ridge, Macie	01:20			MISSED LAYUP by Eakle, Alana
GOOD! LAYUP by Ridge, Macie [FB/PNT]	01:13	23-18	H 5	
FOUL by Haworth, Karli (P2T10)	00:58	23-19	H 4	GOOD! FT SHOT by Creasy, Anna
	00:58	23-20	H 3	GOOD! FT SHOT by Creasy, Anna
	00:58			SUB IN : Powell, Karleigh
	00:58			SUB OUT: Cassetty, Mallory
MISSED LAYUP by Pfeiffer, Amelia	00:44			
REBOUND (OFF) by (TEAM)	00:44			
MISSED LAYUP by Haworth, Karli	00:06			REBOUND (DEF) by Norman, Bayleigh

Alcoa 23, Westmoreland 20

2nd period-only	In Paint	Off T/O	2nd Chance	Fast Break	Bench	
Westmoreland	4	1	2	0	0	Score tied - 1 time.
Alcoa	6	2	4	2	2	Lead changed - 0 times.

Westmoreland vs Alcoa

03/08/22 1:15 PM at Murphy Center (Murfreesboro, TN)

3rd PERIOD Play-by-Play (Page 1)

HOME TEAM: Alcoa	Time	Score	Margin	VISITORS: Westmoreland
REBOUND (DEF) by Pfeiffer, Amelia	07:56			MISSED LAYUP by Creasy, Anna
	07:29			FOUL by Norman, Bayleigh (P1T1)
MISSED LAYUP by Pfeiffer, Ansley	07:24			
REBOUND (OFF) by Pfeiffer, Ansley	07:24			
MISSED 3 PTR by Haworth, Karli	07:20			
REBOUND (OFF) by Pfeiffer, Amelia	07:20			
MISSED FT SHOT by Pfeiffer, Amelia	07:17			FOUL by Wright, Emma (P2T2)
REBOUND (OFF) by (DEADBALL)	07:17			
MISSED FT SHOT by Pfeiffer, Amelia	07:17			REBOUND (DEF) by Eakle, Alana
REBOUND (DEF) by Pfeiffer, Amelia	06:58			MISSED 3 PTR by Norman, Bayleigh
GOOD! LAYUP by Davis, Eden [PNT]	06:30	25-20	H 5	
	06:04	25-22	H 3	GOOD! LAYUP by Norman, Bayleigh [PNT]
	05:58			SUB IN : Dobbs, Baye
	05:58			SUB OUT: Wright, Emma
MISSED LAYUP by Pfeiffer, Amelia	05:43			
REBOUND (OFF) by Davis, Eden	05:43			
GOOD! FT SHOT by Davis, Eden	05:41	26-22	H 4	FOUL by Eakle, Alana (P2T3)
MISSED FT SHOT by Davis, Eden	05:41			REBOUND (DEF) by Creasy, Anna
	05:20			TURNOVR by Norman, Bayleigh
STEAL by Haworth, Karli	05:19			
TURNOVR by Haworth, Karli	05:09			
	05:08			STEAL by Eakle, Alana
FOUL by Pfeiffer, Amelia (P3T1)	04:42	26-23	H 3	GOOD! FT SHOT by Norman, Bayleigh
REBOUND (DEF) by Ridge, Macie	04:42			MISSED FT SHOT by Norman, Bayleigh
MISSED LAYUP by Pfeiffer, Amelia	04:26			BLOCK by Eakle, Alana
REBOUND (OFF) by Pfeiffer, Ansley	04:24			
MISSED LAYUP by Davis, Eden	04:21			
REBOUND (OFF) by Pfeiffer, Amelia	04:21			
GOOD! LAYUP by Pfeiffer, Amelia [PNT]	04:19	28-23	H 5	
MISSED FT SHOT by Pfeiffer, Amelia	04:19			FOUL by Eakle, Alana (P3T4)
	04:19			REBOUND (DEF) by Dobbs, Baye
	04:19			SUB IN : Powell, Karleigh
	04:19			SUB OUT: Eakle, Alana
REBOUND (DEF) by Pfeiffer, Amelia	04:04			MISSED LAYUP by Norman, Bayleigh
TURNOVR by Ridge, Macie	03:36			
	03:35			STEAL by Norman, Bayleigh
	03:31	28-25	H 3	GOOD! LAYUP by Norman, Bayleigh [PNT]
MISSED 3 PTR by Haworth, Karli	03:14			
REBOUND (OFF) by Pfeiffer, Ansley	03:14			
	03:10			FOUL by Dobbs, Baye (P2T5)
MISSED FT SHOT by Haworth, Karli	03:06			FOUL by Norman, Bayleigh (P2T6)
REBOUND (OFF) by (DEADBALL)	03:06			
GOOD! FT SHOT by Haworth, Karli	03:06	29-25	H 4	
	03:06			SUB IN : Eakle, Alana
	03:06			SUB OUT: Powell, Karleigh
	02:56			TURNOVR by Cassetty, Mallory
MISSED 3 PTR by Ridge, Macie	02:32			REBOUND (DEF) by Eakle, Alana
	02:08			MISSED 3 PTR by Norman, Bayleigh
	02:08			REBOUND (OFF) by Creasy, Anna
REBOUND (DEF) by Davis, Eden	02:02			MISSED 3 PTR by Eakle, Alana
MISSED LAYUP by Haworth, Karli	01:49			REBOUND (DEF) by Dobbs, Baye
	01:38	29-27	H 2	GOOD! JUMPER by Cassetty, Mallory [PNT]
TIMEOUT 30sec	01:25			
MISSED LAYUP by Pfeiffer, Ansley	01:14			REBOUND (DEF) by Creasy, Anna
FOUL by Davis, Eden (P3T2)	01:05			
REBOUND (DEF) by Pfeiffer, Ansley	00:50			MISSED 3 PTR by Cassetty, Mallory
GOOD! FT SHOT by Pfeiffer, Amelia	00:11	30-27	H 3	FOUL by Wright, Emma (P3T7)
MISSED FT SHOT by Pfeiffer, Amelia	00:11			REBOUND (DEF) by Wright, Emma
SUB IN : Pitts, Kara	00:11			
SUB OUT: Pfeiffer, Ansley	00:11			
FOUL by Pitts, Kara (P1T3)	00:01			

Westmoreland vs Alcoa

03/08/22 1:15 PM at Murphy Center (Murfreesboro, TN)

3rd PERIOD Play-by-Play (Page 2)

HOME TEAM: Alcoa	Time	Score	Margin	VISITORS: Westmoreland
	00:01			MISSED FT SHOT by Norman, Bayleigh
	00:01			REBOUND (OFF) by (DEADBALL)
REBOUND (DEF) by Davis, Eden	00:01			MISSED FT SHOT by Norman, Bayleigh

Alcoa 30, Westmoreland 27

3rd period-only	In Paint	Off T/O	2nd Chance	Fast Break	Bench	
Westmoreland	6	3	0	0	0	Score tied - 0 times.
Alcoa	4	0	4	0	0	Lead changed - 0 times.

Westmoreland vs Alcoa

03/08/22 1:15 PM at Murphy Center (Murfreesboro, TN)

4th PERIOD Play-by-Play (Page 1)

HOME TEAM: Alcoa	Time	Score	Margin	VISITORS: Westmoreland
GOOD! FT SHOT by Pfeiffer, Amelia	07:11	31-27	H 4	FOUL by Eakle, Alana (P4T8)
GOOD! FT SHOT by Pfeiffer, Amelia	07:11	32-27	H 5	
	07:11			SUB IN : Powell, Karleigh
	07:11			SUB OUT: Eakle, Alana
	07:00	32-29	H 3	GOOD! LAYUP by Norman, Bayleigh [PNT]
MISSED 3 PTR by Haworth, Karli	06:48			REBOUND (DEF) by Powell, Karleigh
REBOUND (DEF) by Haworth, Karli	06:22			MISSED LAYUP by Norman, Bayleigh
MISSED LAYUP by Ridge, Macie	06:07			REBOUND (DEF) by Creasy, Anna
REBOUND (DEF) by Pfeiffer, Ansley	05:59			MISSED JUMPER by Cassetty, Mallory
GOOD! LAYUP by Haworth, Karli [PNT]	05:12	34-29	H 5	
REBOUND (DEF) by Pfeiffer, Amelia	04:53			MISSED LAYUP by Cassetty, Mallory
	03:45			FOUL by Cassetty, Mallory (P3T9)
	03:45			TIMEOUT 30sec
GOOD! FT SHOT by Haworth, Karli	03:45	35-29	H 6	
GOOD! FT SHOT by Haworth, Karli	03:45	36-29	H 7	
	03:35	36-31	H 5	GOOD! LAYUP by Creasy, Anna [PNT]
	02:47			SUB IN : Eakle, Alana
	02:47			SUB OUT: Powell, Karleigh
	02:04			FOUL by Cassetty, Mallory (P4T10)
TIMEOUT TEAM	02:04			
GOOD! FT SHOT by Davis, Eden	02:04	37-31	H 6	
GOOD! FT SHOT by Davis, Eden	02:04	38-31	H 7	
FOUL by Haworth, Karli (P3T4)	01:51			
REBOUND (DEF) by Pfeiffer, Amelia	01:47			MISSED LAYUP by Creasy, Anna
GOOD! FT SHOT by Haworth, Karli	01:38	39-31	H 8	FOUL by Norman, Bayleigh (P3T11)
GOOD! FT SHOT by Haworth, Karli	01:38	40-31	H 9	
	01:32			MISSED 3 PTR by Norman, Bayleigh
	01:32			REBOUND (OFF) by Cassetty, Mallory
FOUL by Davis, Eden (P4T5)	01:26			
REBOUND (DEF) by Pfeiffer, Ansley	01:23			MISSED JUMPER by Eakle, Alana
GOOD! FT SHOT by Davis, Eden	01:07	41-31	H 10	FOUL by Creasy, Anna (P3T12)
GOOD! FT SHOT by Davis, Eden	01:07	42-31	H 11	
	00:55	42-34	H 8	GOOD! 3 PTR by Norman, Bayleigh
	00:55			TIMEOUT TEAM
GOOD! FT SHOT by Ridge, Macie	00:45	43-34	H 9	FOUL by Creasy, Anna (P4T13)
GOOD! FT SHOT by Ridge, Macie	00:45	44-34	H 10	
	00:39	44-36	H 8	GOOD! LAYUP by Creasy, Anna [PNT]
	00:37			TIMEOUT TEAM
MISSED FT SHOT by Haworth, Karli	00:30			FOUL by Wright, Emma (P4T14)
REBOUND (OFF) by (DEADBALL)	00:30			
GOOD! FT SHOT by Haworth, Karli	00:30	45-36	H 9	
	00:21			TURNOVR by Cassetty, Mallory
	00:21			SUB IN : Powell, Karleigh
	00:21			SUB OUT: Cassetty, Mallory
GOOD! FT SHOT by Haworth, Karli	00:18	46-36	H 10	FOUL by Eakle, Alana (P5T15)
GOOD! FT SHOT by Haworth, Karli	00:18	47-36	H 11	
	00:18			SUB IN : Cassetty, Mallory
	00:18			SUB OUT: Eakle, Alana
	00:10	47-38	H 9	GOOD! LAYUP by Norman, Bayleigh [PNT]
MISSED FT SHOT by Ridge, Macie	00:03			FOUL by Powell, Karleigh (P1T16)
REBOUND (OFF) by (DEADBALL)	00:03			
MISSED FT SHOT by Ridge, Macie	00:03			REBOUND (DEF) by Wright, Emma

Alcoa 47, Westmoreland 38

4th period-only	In Paint	Off T/O	2nd Chance	Fast Break	Bench	
Westmoreland	8	0	0	0	0	Score tied - 0 times.
Alcoa	2	2	0	0	0	Lead changed - 0 times.

Official Basketball Box Score -- Thru 1st Period
Westmoreland vs Alcoa
03/08/22 1:15 PM at Murphy Center (Murfreesboro, TN)

Westmoreland 7 • 29-4

##	Player		Total FG-FGA	3-Ptr FG-FGA	FT-FTA	Rebounds Off	Def	Tot	PF	TP	A	TO	Blk	Stl	Min
05	Cassetty, Mallory	*	0-1	0-0	0-0	0	0	0	2	0	1	0	0	0	4
14	Creasy, Anna	*	1-3	0-0	2-2	1	0	1	1	4	1	0	0	0	8
15	Norman, Bayleigh	*	1-4	0-1	0-0	0	1	1	0	2	0	0	0	2	8
30	Wright, Emma	*	0-1	0-0	1-2	0	0	0	1	1	0	1	1	0	8
40	Eakle, Alana	*	0-3	0-0	0-0	0	1	1	0	0	0	0	0	2	8
03	Powell, Karleigh		0-0	0-0	0-0	0	0	0	0	0	0	0	0	0	3
	Team					2	0	2							
	Totals		2-12	0-1	3-4	3	2	5	4	7	2	1	1	4	-

1st - FG %:	2-12	16.7%	Game: 2-12	16.7%
3FG %:	0-1	0.0%	0-1	0.0%
FT %:	3-4	75.0%	3-4	75.0%

Deadball Rebounds
0

Alcoa 13 • 24-12

##	Player		Total FG-FGA	3-Ptr FG-FGA	FT-FTA	Rebounds Off	Def	Tot	PF	TP	A	TO	Blk	Stl	Min
05	Ridge, Macie	*	0-1	0-0	0-0	1	0	1	0	0	1	2	0	0	8
22	Davis, Eden	*	2-2	1-1	0-0	0	1	1	1	5	0	0	0	0	6
23	Haworth, Karli	*	1-2	0-1	1-1	0	0	0	1	3	1	1	0	0	8
24	Pfeiffer, Ansley	*	1-1	0-0	0-0	0	5	5	1	2	0	1	3	0	8
35	Pfeiffer, Amelia	*	1-2	0-0	1-2	0	2	2	1	3	1	1	1	0	8
14	Martin, Lauren		0-1	0-1	0-0	0	0	0	0	0	0	0	0	0	1
	Team					1	0	1							
	Totals		5-9	1-3	2-3	2	8	10	4	13	3	5	4	0	-

1st - FG %:	5-9	55.6%	Game: 5-9	55.6%
3FG %:	1-3	33.3%	1-3	33.3%
FT %:	2-3	66.7%	2-3	66.7%

Deadball Rebounds
1

Officials:
Technical fouls: Westmoreland-None. Alcoa-None.
Attendance:

Score by periods	1st	2nd	3rd	4th	Total
Westmoreland	7	0	0	0	7
Alcoa	13	0	0	0	13

Points	In Paint	Off T/O	2nd Chance	Fast Break	Bench
WESTM	4	4	2	0	0
ALCOA	6	0	2	0	0

Last FG - WESTM 1st-03:20, ALCOA 1st-01:43.
Largest lead - WESTM by 2 1st-07:25, ALCOA by 9 1st-01:43.
WESTM led for 00:21. ALCOA led for 30:35. Game was tied for -6:-56.

Score tied - 1 time.
Lead changed - 1 time.

Official Basketball Box Score -- Thru 2nd Period
Westmoreland vs Alcoa
03/08/22 1:15 PM at Murphy Center (Murfreesboro, TN)

Westmoreland 20 • 29-4

##	Player		Total FG-FGA	3-Ptr FG-FGA	FT-FTA	Rebounds Off	Def	Tot	PF	TP	A	TO	Blk	Stl	Min
05	Cassetty, Mallory	*	1-3	1-1	2-2	0	0	0	2	5	1	1	0	0	8
14	Creasy, Anna	*	2-5	0-0	5-6	2	1	3	2	9	2	0	0	1	16
15	Norman, Bayleigh	*	1-4	0-1	0-0	0	2	2	0	2	0	1	0	2	16
30	Wright, Emma	*	1-2	0-0	1-4	1	1	2	1	3	1	1	1	0	14
40	Eakle, Alana	*	0-6	0-1	1-2	0	3	3	1	1	0	0	0	2	16
03	Powell, Karleigh		0-0	0-0	0-0	0	1	1	0	0	0	0	0	0	8
55	Dobbs, Baye		0-0	0-0	0-0	0	0	0	1	0	0	0	0	0	1
	Team					2	0	2							
	Totals		5-20	1-3	9-14	5	8	13	7	20	4	3	1	5	-

1st - FG %:	2-12	16.7%	2nd:	3-8	37.5%	Game:	5-20	25.0%
3FG %:	0-1	0.0%		1-2	50.0%		1-3	33.3%
FT %:	3-4	75.0%		6-10	60.0%		9-14	64.3%

Deadball Rebounds
3

Alcoa 23 • 24-12

##	Player		Total FG-FGA	3-Ptr FG-FGA	FT-FTA	Rebounds Off	Def	Tot	PF	TP	A	TO	Blk	Stl	Min
05	Ridge, Macie	*	1-4	0-1	0-0	1	2	3	0	2	1	3	0	0	16
22	Davis, Eden	*	2-3	1-2	0-0	1	1	2	2	5	0	0	0	0	14
23	Haworth, Karli	*	1-7	0-3	5-5	0	0	0	2	7	1	1	0	1	16
24	Pfeiffer, Ansley	*	1-1	0-0	0-0	0	6	6	3	2	0	2	3	0	11
35	Pfeiffer, Amelia	*	2-4	0-0	1-2	0	2	2	2	5	1	2	1	1	12
03	Hodge, Trinity		1-1	0-0	0-0	1	0	1	1	2	0	0	0	0	4
11	Pitts, Kara		0-0	0-0	0-0	0	1	1	0	0	0	0	0	0	3
14	Martin, Lauren		0-1	0-1	0-0	0	0	0	0	0	0	0	0	0	1
	Team					2	0	2							
	Totals		8-21	1-7	6-7	5	12	17	10	23	3	8	4	2	-

1st - FG %:	5-9	55.6%	2nd:	3-12	25.0%	Game:	8-21	38.1%
3FG %:	1-3	33.3%		0-4	0.0%		1-7	14.3%
FT %:	2-3	66.7%		4-4	100.0%		6-7	85.7%

Deadball Rebounds
1

Officials:
Technical fouls: Westmoreland-None. Alcoa-None.
Attendance:

Score by periods	1st	2nd	3rd	4th	Total
Westmoreland	7	13	0	0	20
Alcoa	13	10	0	0	23

Points	In Paint	Off T/O	2nd Chance	Fast Break	Bench
WESTM	8	5	4	0	0
ALCOA	12	2	6	2	2

Last FG - WESTM 2nd-01:57, ALCOA 2nd-01:13.
Largest lead - WESTM by 2 1st-07:25, ALCOA by 9 1st-01:43.
WESTM led for 00:21. ALCOA led for 30:21. Game was tied for -6:-42.

Score tied - 2 times.
Lead changed - 1 time.

Official Basketball Box Score -- Thru 3rd Period
Westmoreland vs Alcoa
03/08/22 1:15 PM at Murphy Center (Murfreesboro, TN)

of Tennessee

Westmoreland 27 • 29-4

##	Player		Total FG-FGA	3-Ptr FG-FGA	FT-FTA	Rebounds Off	Def	Tot	PF	TP	A	TO	Blk	Stl	Min
05	Cassetty, Mallory	*	2-5	1-2	2-2	0	0	0	2	7	1	2	0	0	16
14	Creasy, Anna	*	2-6	0-0	5-6	3	3	6	2	9	2	0	0	1	24
15	Norman, Bayleigh	*	3-9	0-3	1-4	0	2	2	2	7	0	2	0	3	24
30	Wright, Emma	*	1-2	0-0	1-4	1	2	3	3	3	1	1	1	0	16
40	Eakle, Alana	*	0-7	0-2	1-2	0	5	5	3	1	0	0	1	3	22
03	Powell, Karleigh		0-0	0-0	0-0	0	1	1	0	0	0	0	0	0	9
55	Dobbs, Baye		0-0	0-0	0-0	0	2	2	2	0	0	0	0	0	7
	Team					2	0	2							
	Totals		8-29	1-7	10-18	6	15	21	14	27	4	5	2	7	-

	1st		2nd		3rd		Game		Deadball Rebounds
FG %:	2-12	16.7%	3-8	37.5%	3-9	33.3%	8-29	27.6%	4
3FG %:	0-1	0.0%	1-2	50.0%	0-4	0.0%	1-7	14.3%	
FT %:	3-4	75.0%	6-10	60.0%	1-4	25.0%	10-18	55.6%	

Alcoa 30 • 24-12

##	Player		Total FG-FGA	3-Ptr FG-FGA	FT-FTA	Rebounds Off	Def	Tot	PF	TP	A	TO	Blk	Stl	Min
05	Ridge, Macie	*	1-5	0-2	0-0	1	3	4	0	2	1	4	0	0	24
22	Davis, Eden	*	3-5	1-2	1-2	2	3	5	3	8	0	0	0	0	22
23	Haworth, Karli	*	1-10	0-5	6-7	0	0	0	2	8	1	2	0	2	24
24	Pfeiffer, Ansley	*	1-3	0-0	0-0	3	7	10	3	2	0	2	3	0	19
35	Pfeiffer, Amelia	*	3-7	0-0	2-7	2	5	7	3	8	1	2	1	1	20
03	Hodge, Trinity		1-1	0-0	0-0	1	0	1	1	2	0	0	0	0	4
11	Pitts, Kara		0-0	0-0	0-0	0	1	1	1	0	0	0	0	0	4
14	Martin, Lauren		0-1	0-1	0-0	0	0	0	0	0	0	0	0	0	1
	Team					2	0	2							
	Totals		10-32	1-10	9-16	11	19	30	13	30	3	10	4	3	-

	1st		2nd		3rd		Game		Deadball Rebounds
FG %:	5-9	55.6%	3-12	25.0%	2-11	18.2%	10-32	31.3%	3
3FG %:	1-3	33.3%	0-4	0.0%	0-3	0.0%	1-10	10.0%	
FT %:	2-3	66.7%	4-4	100.0%	3-9	33.3%	9-16	56.3%	

Officials:
Technical fouls: Westmoreland-None. Alcoa-None.
Attendance:

Score by periods	1st	2nd	3rd	4th	Total
Westmoreland	7	13	7	0	27
Alcoa	13	10	7	0	30

Points	In Paint	Off T/O	2nd Chance	Fast Break	Bench
WESTM	14	8	4	0	0
ALCOA	16	2	10	2	2

Last FG - WESTM 3rd-01:38, ALCOA 3rd-04:19.
Largest lead - WESTM by 2 1st-07:25, ALCOA by 9 1st-01:43.
WESTM led for 00:21. ALCOA led for 30:21. Game was tied for -6:-42.

Score tied - 2 times.
Lead changed - 1 time.

2015 Class AA State Girls' Basketball Tournament

March 4 - March 7, 2015 · Middle Tennessee State University - Murfreesboro

Game 1
Thu. Mar. 5 4:30 PM

Grainger (27-6)	36
Westmoreland (31-6)	30

Game 2
Thu. Mar. 5 2:15 PM

McMinn Central (28-5)	57
Craigmont (27-6)	48

Game 3
Thu. Mar. 5 3:45 PM

Westview (23-12)	34
Elizabethton (31-0)	38

Game 4
Thu. Mar. 5 5:15 PM

N. MLK (26-6)	69
Cannon Co. (24-9)	48

Game 5
Fri. Mar. 6 4:30 PM

Grainger	44
McMinn Central	49

Game 6
Fri. Mar. 6 6:00 PM

Elizabethton	57
N. MLK	69

Game 7
Sat. Mar. 7 7:00 PM

McMinn Central	51
N. MLK	58

N. MLK
STATE CHAMPION

Official Basketball Box Score
Westmoreland vs Grainger
3/5/15 12:30 PM at Murfreesboro, TN (Murphy Center)

VISITORS: Westmoreland 31-7

##	Player Name	TOT-FG FG-FGA	3-PT FG-FGA	FT-FTA	REBOUNDS OF	DE	TOT	PF	TP	A	TO	BLK	S	MIN
05	Carter, Paige..... *	3-4	1-2	0-0	0	1	1	1	7	0	3	0	1	27
10	Gregory, Jessica.... *	2-11	2-6	0-0	0	0	0	2	6	1	1	0	0	26
14	Cook, Haley..... *	0-1	0-1	0-2	0	1	1	2	0	1	1	0	0	30
15	Norman, Kaitlyn..... *	1-2	1-2	1-2	0	3	3	1	4	2	2	1	3	25
30	Smith, Karley..... *	2-8	0-0	4-4	1	6	7	2	8	2	0	0	1	31
02	Braswell, Haley.....	0-1	0-1	0-0	0	0	0	0	0	0	0	0	0	2
03	Oliver, Gracie.....	1-4	0-0	3-5	0	0	0	4	5	0	1	0	0	11
22	Eppstein, Jesica....	0-0	0-0	0-0	0	0	0	3	0	0	1	0	0	8
	TEAM.....													
	Totals.....	9-31	4-12	8-13	1	11	12	15	30	6	9	1	5	160

TOTAL FG% 1st Half: 3-12 25.0% 2nd Half: 6-19 31.6% Game: 29.0% DEADB
3-Pt. FG% 1st Half: 1-3 33.3% 2nd Half: 3-9 33.3% Game: 33.3% REBS
F Throw % 1st Half: 6-9 66.7% 2nd Half: 2-4 50.0% Game: 61.5% 4

HOME TEAM: Grainger 28-6

##	Player Name	TOT-FG FG-FGA	3-PT FG-FGA	FT-FTA	REBOUNDS OF	DE	TOT	PF	TP	A	TO	BLK	S	MIN
04	Cabbage, Kylie..... *	0-2	0-2	0-0	0	1	1	3	0	1	4	0	1	21
10	Combs, Karli..... *	1-2	0-0	4-4	1	1	2	2	6	1	3	0	0	31
14	Hodge, Ashlyn..... *	0-0	0-0	1-3	2	5	7	1	1	2	3	0	0	28
15	Conn, Kenzie..... *	4-7	0-0	1-1	1	2	3	2	9	1	2	0	1	24
54	Lamb, Blake..... *	3-10	0-4	2-3	0	6	6	1	8	2	2	1	1	32
40	Hipsher, Marisa.....	5-6	0-0	2-2	2	6	8	4	12	2	1	1	1	24
	TEAM.....					1	1				2			
	Totals.....	13-27	0-6	10-13	6	22	28	13	36	9	17	2	4	160

TOTAL FG% 1st Half: 5-12 41.7% 2nd Half: 8-15 53.3% Game: 48.1% DEADB
3-Pt. FG% 1st Half: 0-4 0.0% 2nd Half: 0-2 0.0% Game: 0.0% REBS
F Throw % 1st Half: 1-2 50.0% 2nd Half: 9-11 81.8% Game: 76.9% 0

Officials: Scott Cortney, Dan Holt, Mike Napier
Technical fouls: Westmoreland-None. Grainger-None.
Attendance:

Score by Periods	1st	2nd	3rd	4th		Total
Westmoreland.....	8	5	4	13	-	30
Grainger.....	8	3	10	15	-	36

Points in the paint-WESTMORE 10,GRAINGER 20. Points off turnovers-WESTMORE 10,GRAINGER 6.
2nd chance points-WESTMORE 0,GRAINGER 12. Fast break points-WESTMORE 0,GRAINGER 2.
Bench points-WESTMORE 5,GRAINGER 12. Score tied-4 times. Lead changed-4 times.
Last FG-WESTMORE 4th-00:21, GRAINGER 4th-03:34.
Largest lead-WESTMORE by 4 1st-03:58, GRAINGER by 10 4th-03:34.
WESTMORE led for 11:36. GRAINGER led for 11:43. Game was tied for 08:30.

Play-by-Play
Westmoreland vs Grainger
3/5/15 12:30 PM at Murfreesboro, TN (Murphy Center)

1st PERIOD Play-by-Play (Page 1)

HOME TEAM: Grainger	TIME	SCORE	MAR	VISITORS: Westmoreland
GOOD! LAYUP by Conn, Kenzie [PNT]	07:44	2-0	H 2	
	07:07			TURNOVR by Gregory, Jessica
STEAL by Lamb, Blake	07:05			
TURNOVR by Cabbage, Kylie	06:36			
	06:34			STEAL by Norman, Kaitlyn
FOUL by Conn, Kenzie (P1T1)	06:12			MISSED FT SHOT by Norman, Kaitlyn
	06:12			REBOUND (OFF) by (DEADBALL)
	06:12	2-1	H 1	GOOD! FT SHOT by Norman, Kaitlyn
	06:12			SUB IN : Eppstein, Jesica
	06:12			SUB OUT: Norman, Kaitlyn
	06:02			FOUL by Eppstein, Jesica (P1T1)
TURNOVR by Conn, Kenzie	05:51			
	05:41	2-3	V 1	GOOD! LAYUP by Smith, Karley [PNT]
	05:41			ASSIST by Norman, Kaitlyn
MISSED JUMPER by Lamb, Blake	05:28			REBOUND (DEF) by Norman, Kaitlyn
FOUL by Cabbage, Kylie (P1T2)	04:34			
	03:58	2-6	V 4	GOOD! 3 PTR by Norman, Kaitlyn
	03:58			ASSIST by Gregory, Jessica
GOOD! JUMPER by Lamb, Blake	03:42	4-6	V 2	
SUB IN : Hipsher, Marisa	03:19			
SUB OUT: Conn, Kenzie	03:19			
REBOUND (DEF) by Lamb, Blake	02:56			MISSED JUMPER by Gregory, Jessica
TURNOVR by Hodge, Ashlyn	02:44			
REBOUND (DEF) by Hodge, Ashlyn	02:09			MISSED 3 PTR by Carter, Paige
MISSED 3 PTR by Lamb, Blake	02:02			
REBOUND (OFF) by Hodge, Ashlyn	02:02			
GOOD! LAYUP by Hipsher, Marisa [PNT]	01:58	6-6	T 1	
ASSIST by Hodge, Ashlyn	01:58			
STEAL by Hipsher, Marisa	01:20			TURNOVR by Carter, Paige
GOOD! LAYUP by Hipsher, Marisa [PNT]	01:12	8-6	H 2	
ASSIST by Combs, Karli	01:12			
REBOUND (DEF) by Combs, Karli	00:43			MISSED 3 PTR by Cook, Haley
TURNOVR by Combs, Karli	00:29			
	00:29			SUB IN : Norman, Kaitlyn
	00:29			SUB IN : Oliver, Gracie
	00:29			SUB OUT: Smith, Karley
	00:29			SUB OUT: Gregory, Jessica
FOUL by Combs, Karli (P1T3)	00:01	8-7	H 1	GOOD! FT SHOT by Oliver, Gracie
	00:01	8-8	T 2	GOOD! FT SHOT by Oliver, Gracie
	00:01			SUB IN : Braswell, Haley
	00:01			SUB OUT: Norman, Kaitlyn

Grainger 8, Westmoreland 8

1st period-only	InPaint	Pts-T/O	2nd-Chc	FastBrk	BnchPts	Ties	Leads
Westmoreland	2	5	0	0	2	1	1
Grainger	6	2	2	0	4	1	1

2nd PERIOD Play-by-Play (Page 1)

HOME TEAM: Grainger	TIME	SCORE	MAR	VISITORS: Westmoreland
SUB IN : Hipsher, Marisa	08:00			
SUB OUT: Conn, Kenzie	08:00			
REBOUND (DEF) by Hipsher, Marisa	07:36			MISSED JUMPER by Gregory, Jessica
TURNOVR by Cabbage, Kylie	07:28			
	07:27			STEALVbybNorman,nKaitlynyn
TURNOVR by (TEAM)	07:27			
SUB IN : Conn, Kenzie	07:27			
SUB OUT: Cabbage, Kylie	07:27			
BLOCK by Hipsher, Marisa	06:55			MISSED JUMPER by Gregory, Jessica
REBOUND (DEF) by Lamb, Blake	06:52			
TURNOVR by Hipsher, Marisa	06:39			
	06:39			SUB IN : Oliver, Gracie
	06:39			SUB OUT: Gregory, Jessica
	06:00			TURNOVR by Carter, Paige
STEAL by Conn, Kenzie	05:59			
TURNOVR by Lamb, Blake	05:45			
TIMEOUT 30sec	05:44			
FOUL by Conn, Kenzie (P2T4)	05:28			
FOUL by Hodge, Ashlyn (P1T5)	05:08			
SUB IN : Cabbage, Kylie	05:08			SUB IN : Eppstein, Jesica
SUB OUT: Conn, Kenzie	05:08			SUB OUT: Carter, Paige
	04:48	8-10	V 2	GOOD! LAYUP by Oliver, Gracie [PNT]
FOUL by Combs, Karli (P2T6)	04:48	8-11	V 3	GOOD! FT SHOT by Oliver, Gracie
	04:43			FOUL by Eppstein, Jesica (P2T2)
TURNOVR by (TEAM)	04:43			
	04:43			SUB IN : Gregory, Jessica
	04:43			SUB OUT: Eppstein, Jesica
BLOCK by Lamb, Blake	04:11			MISSED LAYUP by Oliver, Gracie
REBOUND (DEF) by Lamb, Blake	04:08			
MISSED LAYUP by Hipsher, Marisa	03:54			REBOUND (DEF) by Cook, Haley
REBOUND (DEF) by Hodge, Ashlyn	03:10			MISSED JUMPER by Smith, Karley
MISSED 3 PTR by Lamb, Blake	02:30			
REBOUND (OFF) by Hipsher, Marisa	02:30			
GOOD! LAYUP by Hipsher, Marisa [PNT]	02:26	10-11	V 1	
	02:01			MISSED JUMPER by Oliver, Gracie
	02:01			REBOUND (OFF) by Smith, Karley
REBOUND (DEF) by Lamb, Blake	01:56			MISSED LAYUP by Smith, Karley
	01:39			FOUL by Oliver, Gracie (P1T3)
	01:39			SUB IN : Carter, Paige
	01:39			SUB OUT: Gregory, Jessica
MISSED 3 PTR by Cabbage, Kylie	01:22			REBOUND (DEF) by Smith, Karley
FOUL by Hipsher, Marisa (P1T7)	01:20	10-12	V 2	GOOD! FT SHOT by Smith, Karley
	01:20	10-13	V 3	GOOD! FT SHOT by Smith, Karley
MISSED LAYUP by Combs, Karli	01:09			BLOCK by Norman, Kaitlyn
	01:07			REBOUND (DEF) by Norman, Kaitlyn
	01:04			TURNOVR by Cook, Haley
STEAL by Cabbage, Kylie	01:02			
TURNOVR by Cabbage, Kylie	01:00			
	01:00			SUB IN : Braswell, Haley
	01:00			SUB OUT: Smith, Karley
FOUL by Hipsher, Marisa (P2T8)	00:36			MISSED FT SHOT by Oliver, Gracie
	00:36			REBOUND (OFF) by (DEADBALL)
REBOUND (DEF) by Lamb, Blake	00:36			MISSED FT SHOT by Oliver, Gracie
SUB IN : Conn, Kenzie	00:36			
SUB OUT: Combs, Karli	00:36			
MISSED 3 PTR by Cabbage, Kylie	00:06			
REBOUND (OFF) by Hodge, Ashlyn	00:06			
GOOD! FT SHOT by Hodge, Ashlyn	00:03	11-13	V 2	FOUL by Oliver, Gracie (P2T4)
MISSED FT SHOT by Hodge, Ashlyn	00:03			REBOUND (DEF) by Smith, Karley
	00:03			SUB IN : Smith, Karley
	00:03			SUB OUT: Cook, Haley

Westmoreland 13, Grainger 11

2nd period-only	InPaint	Pts-T/O	2nd-Chc	FastBrk	BnchPts	Ties	Leads
Westmoreland	2	3	0	0	3	0	1
Grainger	2	0	3	0	2	0	0

3rd PERIOD Play-by-Play (Page 1)

HOME TEAM: Grainger	TIME	SCORE	MAR	VISITORS: Westmoreland
TURNOVR by Combs, Karli	07:56			
	07:46			TURNOVR by Norman, Kaitlyn
	07:41			FOUL by Carter, Paige (P1T1)
TURNOVR by Conn, Kenzie	07:37			
	07:10	11-15	V 4	GOOD! LAYUP by Carter, Paige [PNT]
	07:10			ASSIST by Smith, Karley
MISSED LAYUP by Lamb, Blake	06:45			
REBOUND (OFF) by Combs, Karli	06:45			
GOOD! FT SHOT by Combs, Karli	06:41	12-15	V 3	FOUL by Smith, Karley (P1T2)
GOOD! FT SHOT by Combs, Karli	06:41	13-15	V 2	
REBOUND (DEF) by Cabbage, Kylie	06:29			MISSED 3 PTR by Gregory, Jessica
TURNOVR by Combs, Karli	06:14			
	06:13			STEAL by Smith, Karley
	06:11			TURNOVR by Carter, Paige
	06:11			SUB IN : Oliver, Gracie
	06:11			SUB OUT: Gregory, Jessica
MISSED JUMPER by Conn, Kenzie	06:09			REBOUND (DEF) by Smith, Karley
REBOUND (DEF) by Conn, Kenzie	05:54			MISSED LAYUP by Smith, Karley
TURNOVR by Hodge, Ashlyn	05:44			
	05:42			STEAL by Carter, Paige
	05:35			FOUL by Oliver, Gracie (P3T3)
	05:35			TURNOVR by Oliver, Gracie
SUB IN : Hipsher, Marisa	05:35			SUB IN : Gregory, Jessica
SUB OUT: Hodge, Ashlyn	05:35			SUB OUT: Oliver, Gracie
GOOD! LAYUP by Hipsher, Marisa [FB/PNT]	05:25	15-15	T 3	
ASSIST by Lamb, Blake	05:25			
REBOUND (DEF) by Hipsher, Marisa	04:40			MISSED JUMPER by Gregory, Jessica
TURNOVR by Cabbage, Kylie	04:29			
TIMEOUT 30sec	04:25			
REBOUND (DEF) by Hipsher, Marisa	04:05			MISSED LAYUP by Smith, Karley
MISSED 3 PTR by Lamb, Blake	03:50			REBOUND (DEF) by Carter, Paige
	02:43	15-17	V 2	GOOD! LAYUP by Smith, Karley [PNT]
	02:43			ASSIST by Norman, Kaitlyn
GOOD! LAYUP by Lamb, Blake [PNT]	02:13	17-17	T 4	
ASSIST by Cabbage, Kylie	02:13			
FOUL by Cabbage, Kylie (P2T1)	01:39			
	01:39			SUB IN : Eppstein, Jesica
	01:39			SUB OUT: Gregory, Jessica
FOUL by Cabbage, Kylie (P3T2)	01:31			MISSED FT SHOT by Cook, Haley
	01:31			REBOUND (OFF) by (DEADBALL)
REBOUND (DEF) by Hipsher, Marisa	01:31			MISSED FT SHOT by Cook, Haley
SUB IN : Hodge, Ashlyn	01:31			
SUB OUT: Cabbage, Kylie	01:31			
	01:29			FOUL by Eppstein, Jesica (P3T4)
TURNOVR by Lamb, Blake	01:15			
	01:14			SUB IN : Gregory, Jessica
	01:14			SUB IN : Oliver, Gracie
	01:14			SUB OUT: Cook, Haley
	01:14			SUB OUT: Carter, Paige
	00:54			TURNOVR by Eppstein, Jesica
GOOD! JUMPER by Combs, Karli	00:40	19-17	H 2	
ASSIST by Conn, Kenzie	00:40			
REBOUND (DEF) by Lamb, Blake	00:26			MISSED 3 PTR by Gregory, Jessica
	00:14			FOUL by Norman, Kaitlyn (P1T5)
	00:14			SUB IN : Braswell, Haley
	00:14			SUB OUT: Eppstein, Jesica
GOOD! JUMPER by Lamb, Blake	00:11	21-17	H 4	
ASSIST by Hipsher, Marisa	00:11			
	00:00			MISSED JUMPER by Oliver, Gracie
	00:00			REBOUND (OFF) by (DEADBALL)

Grainger 21, Westmoreland 17

3rd period-only	InPaint	Pts-T/O	2nd-Chc	FastBrk	BnchPts	Ties	Leads
Westmoreland	4	2	0	0	0	0	0
Grainger	4	4	2	2	2	2	1

4th PERIOD Play-by-Play (Page 1)

HOME TEAM: Grainger	TIME	SCORE	MAR	VISITORS: Westmoreland
SUB IN : Hipsher, Marisa	07:44			
SUB OUT: Cabbage, Kylie	07:44			
GOOD! JUMPER by Conn, Kenzie [PNT]	07:30	23-17	H 6	
ASSIST by Lamb, Blake	07:30			
	06:46	23-20	H 3	GOOD! 3 PTR by Gregory, Jessica
MISSED LAYUP by Conn, Kenzie	06:30			
REBOUND (OFF) by Conn, Kenzie	06:30			
GOOD! JUMPER by Conn, Kenzie [PNT]	06:27	25-20	H 5	
REBOUND (DEF) by (TEAM)	06:12			MISSED 3 PTR by Gregory, Jessica
MISSED JUMPER by Conn, Kenzie	05:56			REBOUND (DEF) by Smith, Karley
	05:41			TIMEOUT TEAM
REBOUND (DEF) by Hipsher, Marisa	05:26			MISSED JUMPER by Gregory, Jessica
MISSED LAYUP by Lamb, Blake	05:03			REBOUND (DEF) by Smith, Karley
FOUL by Hipsher, Marisa (P3T3)	04:58			
	04:58			SUB IN : Oliver, Gracie
	04:58			SUB OUT: Gregory, Jessica
REBOUND (DEF) by Hodge, Ashlyn	04:36			MISSED JUMPER by Smith, Karley
MISSED 3 PTR by Lamb, Blake	04:21			
REBOUND (OFF) by Hipsher, Marisa	04:21			
GOOD! LAYUP by Conn, Kenzie [PNT]	04:16	27-20	H 7	
ASSIST by Hipsher, Marisa	04:16			
GOOD! FT SHOT by Conn, Kenzie	04:16	28-20	H 8	FOUL by Oliver, Gracie (P4T6)
	04:16			SUB IN : Eppstein, Jesica
	04:16			SUB IN : Braswell, Haley
	04:16			SUB IN : Gregory, Jessica
	04:16			SUB OUT: Cook, Haley
	04:16			SUB OUT: Norman, Kaitlyn
	04:16			SUB OUT: Carter, Paige
REBOUND (DEF) by Conn, Kenzie	03:50			MISSED 3 PTR by Braswell, Haley
GOOD! LAYUP by Hipsher, Marisa [PNT]	03:34	30-20	H 10	
ASSIST by Hodge, Ashlyn	03:34			
FOUL by Hipsher, Marisa (P4T4)	03:19			
FOUL by Lamb, Blake (P1T5)	03:16	30-21	H 9	GOOD! FT SHOT by Smith, Karley
	03:16	30-22	H 8	GOOD! FT SHOT by Smith, Karley
	03:16			TIMEOUT 30sec
SUB IN : Cabbage, Kylie	03:16			SUB IN : Norman, Kaitlyn
SUB OUT: Hipsher, Marisa	03:16			SUB IN : Cook, Haley
	03:16			SUB IN : Carter, Paige
	03:16			SUB OUT: Eppstein, Jesica
	03:16			SUB OUT: Oliver, Gracie
	03:16			SUB OUT: Braswell, Haley
MISSED FT SHOT by Lamb, Blake	02:53			FOUL by Gregory, Jessica (P1T7)
	02:53			REBOUND (DEF) by Norman, Kaitlyn
	02:18	30-24	H 6	GOOD! JUMPER by Carter, Paige [PNT]
	02:15			TIMEOUT 30sec
SUB IN : Hipsher, Marisa	02:15			
SUB OUT: Cabbage, Kylie	02:15			
TURNOVR by Hodge, Ashlyn	02:13			
	02:12			STEAL by Norman, Kaitlyn
REBOUND (DEF) by Hodge, Ashlyn	02:05			MISSED 3 PTR by Gregory, Jessica
TIMEOUT TEAM	01:38			
GOOD! FT SHOT by Combs, Karli	01:27	31-24	H 7	FOUL by Cook, Haley (P1T8)
GOOD! FT SHOT by Combs, Karli	01:27	32-24	H 8	
REBOUND (DEF) by Hodge, Ashlyn	01:16			MISSED 3 PTR by Norman, Kaitlyn
MISSED FT SHOT by Hodge, Ashlyn	01:08			FOUL by Smith, Karley (P2T9)
	01:08			REBOUND (DEF) by Smith, Karley
	01:00	32-27	H 5	GOOD! 3 PTR by Carter, Paige
	01:00			ASSIST by Smith, Karley
	00:58			TIMEOUT TEAM
GOOD! FT SHOT by Lamb, Blake	00:56	33-27	H 6	FOUL by Cook, Haley (P2T10)
GOOD! FT SHOT by Lamb, Blake	00:56	34-27	H 7	
	00:56			SUB IN : Oliver, Gracie
	00:56			SUB OUT: Smith, Karley
REBOUND (DEF) by Hipsher, Marisa	00:43			MISSED JUMPER by Smith, Karley
GOOD! FT SHOT by Hipsher, Marisa	00:31	35-27	H 8	FOUL by Gregory, Jessica (P2T11)
GOOD! FT SHOT by Hipsher, Marisa	00:31	36-27	H 9	
	00:21	36-30	H 6	GOOD! 3 PTR by Gregory, Jessica
	00:21			ASSIST by Cook, Haley

Grainger 36, Westmoreland 30

4th period-only	InPaint	Pts-T/O	2nd-Chc	FastBrk	BnchPts	Ties	Leads
Westmoreland	2	0	0	0	0	0	0
Grainger	8	0	5	0	4	0	0

Newspaper Box Score
Westmoreland vs Grainger
3/5/15 12:30 PM at Murfreesboro, TN (Murphy Center)
At Murfreesboro, TN (Murphy Center)
GRAINGER 36, WESTMORELAND 30
WESTMORELAND (31-7)
Smith, Karley 2-8 4-4 8; Carter, Paige 3-4 0-0 7; Gregory, Jessica 2-11 0-0 6; Oliver, Gracie 1-4 3-5 5; Norman, Kaitlyn 1-2 1-2 4; Eppstein, Jesica 0-0 0-0 0; Cook, Haley 0-1 0-2 0; Braswell, Haley 0-1 0-0 0. Totals 9-31 8-13 30.
GRAINGER (28-6)
Hipsher, Marisa 5-6 2-2 12; Conn, Kenzie 4-7 1-1 9; Lamb, Blake 3-10 2-3 8; Combs, Karli 1-2 4-4 6; Hodge, Ashlyn 0-0 1-3 1; Cabbage, Kylie 0-2 0-0 0. Totals 13-27 10-13 36.

Westmoreland.....	8	5	4	13	-	30
Grainger.....	8	3	10	15	-	36

3-point goals--Westmoreland 4-12 (Gregory, Jessica 2-6; Norman, Kaitlyn 1-2; Carter, Paige 1-2; Cook, Haley 0-1; Braswell, Haley 0-1), Grainger 0-6 (; Lamb, Blake 0-4; Cabbage, Kylie 0-2). Fouled out--Westmoreland-None, Grainger-None. Rebounds--Westmoreland 12 (Smith, Karley 7), Grainger 28 (Hipsher, Marisa 8). Assists--Westmoreland 6 (Smith, Karley 2; Norman, Kaitlyn 2), Grainger 9 (Hodge, Ashlyn 2; Lamb, Blake 2; Hipsher, Marisa 2). Total fouls--Westmoreland 15, Grainger 13. Technical fouls--Westmoreland-None, Grainger-None.

Westmoreland vs Grainger (3/5/15 - Period 4 00:00)

POINTS OFF TURNOVERS	1	2	3	4	-	Tot
Westmoreland.....	5	3	2	0	-	10
Grainger.....	2	0	4	0	-	6

POINTS IN PAINT	1	2	3	4	-	Tot
Westmoreland.....	2	2	4	2	-	10
Grainger.....	6	2	4	8	-	20

2ND CHANCE POINTS	1	2	3	4	-	Tot
Westmoreland.....	0	0	0	0	-	0
Grainger.....	2	3	2	5	-	12

FAST BREAK POINTS	1	2	3	4	-	Tot
Westmoreland.....	0	0	0	0	-	0
Grainger.....	0	0	2	0	-	2

BENCH POINTS	1	2	3	4	-	Tot
Westmoreland.....	2	3	0	0	-	5
Grainger.....	4	2	2	4	-	12

SCORE TIED BY	1	2	3	4	-	Tot
Westmoreland.....	1	0	0	0	-	1
Grainger.....	1	0	2	0	-	3

LEAD GAINED BY	1	2	3	4	-	Tot
Westmoreland.....	1	1	0	0	-	2
Grainger.....	1	0	1	0	-	2

2005 Class A State Girls' Basketball Tournament

March 16 - March 19, 2005 · Middle Tennessee State University - Murfreesboro

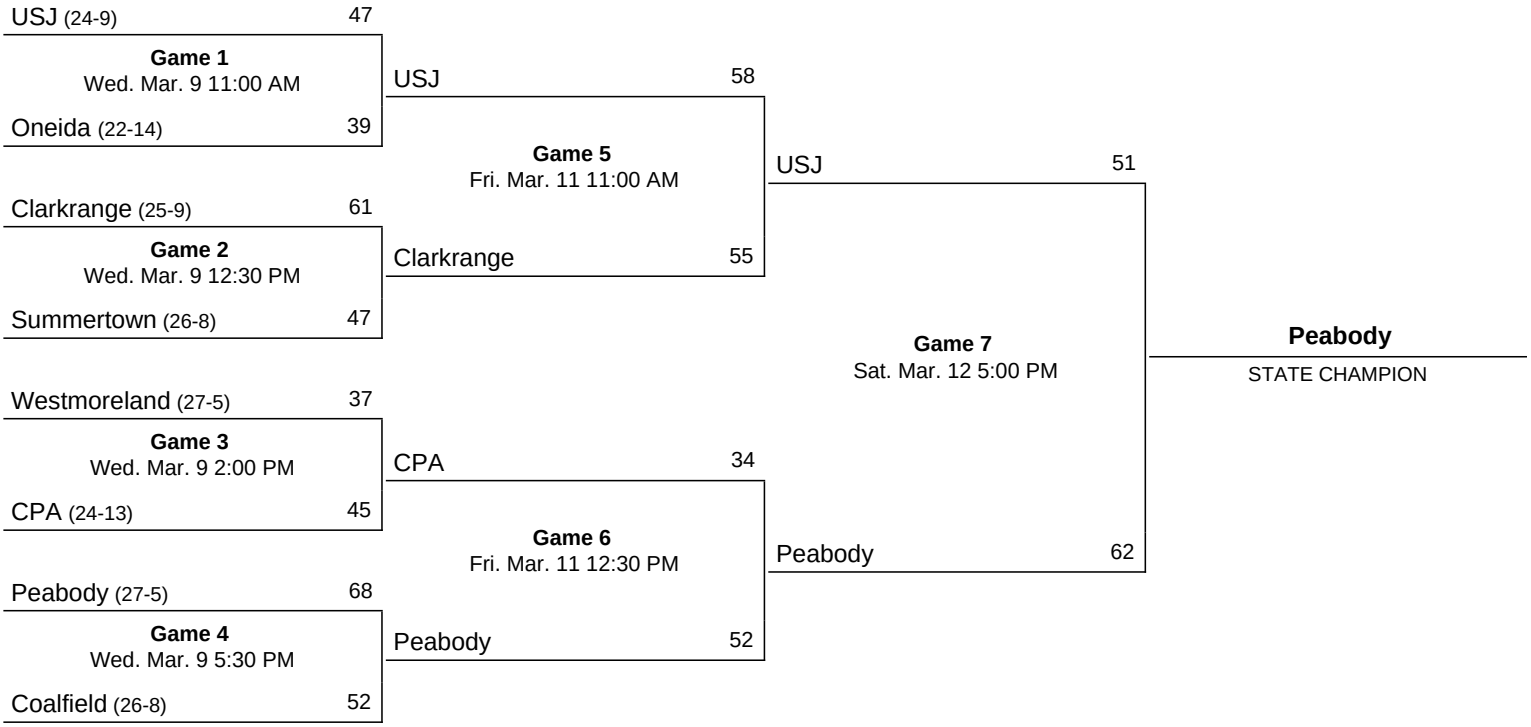

Official Basketball Box Score
Christ Presbyterian vs Westmoreland High School
03/09/05 2:00 p.m. at Murphy Center, Murfreesboro, Tenn.

VISITORS: Christ Presbyterian 25-13

##	Player Name		TOT-FG FG-FGA	3-PT FG-FGA	FT-FTA	REBOUNDS OF	DE	TOT	PF	TP	A	TO	BLK	S	MIN
05	Rita Spellings.....	*	2-2	0-0	0-3	2	1	3	0	4	0	1	0	3	30
10	Jenna Bartsokas.....	*	0-2	0-2	1-2	0	2	2	4	1	2	3	0	0	25
12	Annie Hardman.....	*	2-3	0-1	0-0	0	0	0	3	4	0	2	0	3	27
21	Brittany Lee.....	*	8-11	0-0	10-15	1	8	9	1	26	3	3	4	2	31
23	Kristin Bartsokas...	*	2-8	2-5	2-3	1	1	2	4	8	1	4	0	1	23
15	Logan Miller.....		1-4	0-0	0-0	1	2	3	1	2	0	0	0	0	18
30	Emily Hawley.....		0-0	0-0	0-0	1	0	1	0	0	0	0	0	0	6
	TEAM.....					1	1	2							
	Totals.....		15-30	2-8	13-23	7	15	22	13	45	6	13	4	9	160

TOTAL FG% 1st Half: 9-18 50.0% 2nd Half: 6-12 50.0% Game: 50.0% DEADB
3-Pt. FG% 1st Half: 2-7 28.6% 2nd Half: 0-1 0.0% Game: 25.0% REBS
F Throw % 1st Half: 7-10 70.0% 2nd Half: 6-13 46.2% Game: 56.5% 4

HOME TEAM: Westmoreland High School 27-6

##	Player Name		TOT-FG FG-FGA	3-PT FG-FGA	FT-FTA	REBOUNDS OF	DE	TOT	PF	TP	A	TO	BLK	S	MIN
10	Kathryn Urell.....	*	2-6	0-1	0-0	1	1	2	1	4	1	0	0	0	21
12	Stephanie Urell.....	*	3-7	0-0	3-4	1	1	2	4	9	2	6	0	3	26
14	Jenny Perry.....	*	1-6	0-3	0-0	0	3	3	2	2	1	1	0	0	27
15	Megan Perry.....	*	4-8	1-1	2-3	3	2	5	3	11	0	2	0	0	26
31	Jennifer Benson.....	*	1-5	0-0	0-0	3	2	5	5	2	0	1	0	0	15
00	Holly Perry.....		1-2	0-0	0-0	0	0	0	0	2	0	0	0	0	8
24	Lindsey Jones.....		0-0	0-0	0-0	0	1	1	2	0	1	2	0	0	25
42	Ginny Huntsberry....		3-4	0-0	1-1	0	2	2	3	7	0	2	0	0	12
	TEAM.....					2	2	4							
	Totals.....		15-38	1-5	6-8	10	14	24	20	37	5	14	0	3	160

TOTAL FG% 1st Half: 8-13 61.5% 2nd Half: 7-25 28.0% Game: 39.5% DEADB
3-Pt. FG% 1st Half: 1-2 50.0% 2nd Half: 0-3 0.0% Game: 20.0% REBS
F Throw % 1st Half: 3-3 100 % 2nd Half: 3-5 60.0% Game: 75.0% 0

Officials: Ricky Robbins, Matt Bray, Kyle Barnes
Technical fouls: Christ Presbyterian-None. Westmoreland High School-None.
Attendance:

Score by Periods	1st	2nd	3rd	4th		Total
Christ Presbyterian.....	5	22	11	7	-	45
Westmoreland High School.....	9	11	10	7	-	37

Play-By-Play
Christ Presbyterian vs Westmoreland High School
03/09/05 2:00 p.m. at Murphy Center, Murfreesboro, Tenn.

1st PERIOD Play-by-Play (Page 1)

HOME TEAM: Westmoreland High Sc	TIME	SCORE	MAR	VISITORS: Christ Presbyterian
	07:35			MISSED 3 PTR by Kristin Bartsokas
REBOUND (DEF) by Kathryn Urell	07:35			
	07:31			FOUL by Kristin Bartsokas
MISSED JUMPER by Jennifer Benson	07:13			
	07:13			REBOUND (DEF) by (TEAM)
FOUL by Jennifer Benson	06:57			
	06:55	0-2	V 2	GOOD! LAYUP by Brittany Lee [PNT]
	06:55			ASSIST by Jenna Bartsokas
MISSED 3 PTR by Kathryn Urell	06:26			
REBOUND (OFF) by Kathryn Urell	06:26			
MISSED JUMPER by Jennifer Benson	06:20			
	06:20			REBOUND (DEF) by Brittany Lee
	06:07			TURNOVR by Kristin Bartsokas
TURNOVR by Jennifer Benson	05:58			
	05:28			MISSED 3 PTR by Jenna Bartsokas
	05:28			REBOUND (OFF) by Rita Spellings
	04:33			FOUL by Kristin Bartsokas
	04:33			TURNOVR by Kristin Bartsokas
GOOD! LAYUP by Jennifer Benson [PNT]	04:10	2-2	T 1	
ASSIST by Kathryn Urell	04:10			
	03:55	2-4	V 2	GOOD! JUMPER by Rita Spellings [PNT]
FOUL by Stephanie Urell	03:55			
	03:55			MISSED FT SHOT by Rita Spellings
REBOUND (DEF) by Jenny Perry	03:55			
	03:37			FOUL by Jenna Bartsokas
GOOD! FT SHOT by Stephanie Urell	03:37	3-4	V 1	
GOOD! FT SHOT by Stephanie Urell	03:37	4-4	T 2	
FOUL by Jennifer Benson	03:32			
	03:22			TURNOVR by Brittany Lee
STEAL by Stephanie Urell	03:21			
GOOD! JUMPER by Megan Perry	03:20	6-4	H 2	
	03:06			MISSED JUMPER by Brittany Lee
	03:06			REBOUND (OFF) by Emily Hawley
	03:02			TURNOVR by Annie Hardman
TURNOVR by Megan Perry	02:35			
	02:34			STEAL by Brittany Lee
FOUL by Megan Perry	02:30			
	02:30			MISSED FT SHOT by Brittany Lee
	02:30			REBOUND (OFF) by (DEADBALL)
	02:30	6-5	H 1	GOOD! FT SHOT by Brittany Lee
GOOD! 3 PTR by Megan Perry	02:07	9-5	H 4	
ASSIST by Jenny Perry	02:07			
	01:41			MISSED JUMPER by Brittany Lee
REBOUND (DEF) by Ginny Huntsberry	01:41			
TURNOVR by Megan Perry	01:26			
	01:08			TIMEOUT TEAM
	00:03			MISSED 3 PTR by Annie Hardman
REBOUND (DEF) by Ginny Huntsberry	00:03			
TURNOVR by Ginny Huntsberry	00:00			
	00:00			STEAL by Rita Spellings

Westmoreland High School 9, Christ Presbyterian 5

2nd PERIOD Play-by-Play (Page 1)

HOME TEAM: Westmoreland High Sc	TIME	SCORE	MAR	VISITORS: Christ Presbyterian
	07:44			MISSED 3 PTR by Jenna Bartsokas
REBOUND (DEF) by Stephanie Urell	07:44			
TURNOVR by Stephanie Urell	07:23			
	07:22			STEAL by Annie Hardman
	07:21	9-7	H 2	GOOD! LAYUP by Annie Hardman [FB/PNT]
	07:13			FOUL by Annie Hardman

GOOD! JUMPER by Kathryn Urell	06:58	11-7	H 4	
	06:17	11-10	H 1	GOOD! 3 PTR by Kristin Bartsokas
	06:17			ASSIST by Brittany Lee
TURNOVR by Stephanie Urell	06:03			
	06:00			TURNOVR by Rita Spellings
STEAL by Stephanie Urell	05:59			
GOOD! LAYUP by Stephanie Urell [PNT]	05:59	13-10	H 3	
	05:48	13-12	H 1	GOOD! LAYUP by Brittany Lee [PNT]
	05:48			ASSIST by Jenna Bartsokas
FOUL by Kathryn Urell	05:48			
	05:48	13-13	T 3	GOOD! FT SHOT by Brittany Lee
TIMEOUT 30sec	05:39			
TURNOVR by Stephanie Urell	05:18			
	05:17			STEAL by Rita Spellings
	04:43	13-15	V 2	GOOD! JUMPER by Rita Spellings [PNT]
MISSED LAYUP by Jenny Perry	04:23			
REBOUND (OFF) by (TEAM)	04:23			
GOOD! LAYUP by Ginny Huntsberry [PNT]	04:06	15-15	T 4	
ASSIST by Stephanie Urell	04:06			
FOUL by Jenny Perry	03:54			
FOUL by Jenny Perry	03:54			
	03:54	15-16	V 1	GOOD! FT SHOT by Brittany Lee
	03:54	15-17	V 2	GOOD! FT SHOT by Brittany Lee
TURNOVR by Stephanie Urell	03:36			
	03:36			STEAL by Annie Hardman
	03:29			FOUL by Jenna Bartsokas
	03:29			TURNOVR by Jenna Bartsokas
MISSED JUMPER by Megan Perry	03:12			
	03:12			REBOUND (DEF) by Brittany Lee
	03:01	15-20	V 5	GOOD! 3 PTR by Kristin Bartsokas
	03:01			ASSIST by Brittany Lee
TURNOVR by Lindsey Jones	02:40			
	02:29			MISSED JUMPER by Brittany Lee
	02:29			REBOUND (OFF) by Kristin Bartsokas
FOUL by Lindsey Jones	02:28			
	02:28	15-21	V 6	GOOD! FT SHOT by Kristin Bartsokas
	02:28	15-22	V 7	GOOD! FT SHOT by Kristin Bartsokas
	02:14			FOUL by Jenna Bartsokas
GOOD! JUMPER by Megan Perry	01:56	17-22	V 5	
ASSIST by Stephanie Urell	01:56			
	01:16			MISSED JUMPER by Logan Miller
	01:16			REBOUND (OFF) by Rita Spellings
	01:10			MISSED 3 PTR by Kristin Bartsokas
	01:10			REBOUND (OFF) by Brittany Lee
FOUL by Ginny Huntsberry	01:07			
	01:06			MISSED FT SHOT by Brittany Lee
	01:06			REBOUND (OFF) by (DEADBALL)
	01:06	17-23	V 6	GOOD! FT SHOT by Brittany Lee
TURNOVR by Stephanie Urell	00:52			
	00:51			STEAL by Annie Hardman
	00:50			TURNOVR by Annie Hardman
TURNOVR by Ginny Huntsberry	00:33			
	00:25	17-25	V 8	GOOD! LAYUP by Annie Hardman [PNT]
	00:25			ASSIST by Brittany Lee
GOOD! JUMPER by Ginny Huntsberry	00:07	19-25	V 6	
	00:07			FOUL by Annie Hardman
GOOD! FT SHOT by Ginny Huntsberry	00:07	20-25	V 5	
	00:00	20-27	V 7	GOOD! LAYUP by Brittany Lee [PNT]

Christ Presbyterian 27, Westmoreland High School 20

3rd PERIOD Play-by-Play (Page 1)

HOME TEAM: Westmoreland High Sc	TIME	SCORE	MAR	VISITORS: Christ Presbyterian
MISSED 3 PTR by Jenny Perry	07:56			
REBOUND (OFF) by Megan Perry	07:56			
MISSED JUMPER by Megan Perry	07:53			
	07:53			REBOUND (DEF) by Jenna Bartsokas
FOUL by Stephanie Urell	07:45			
	07:45	20-28	V 8	GOOD! FT SHOT by Jenna Bartsokas
	07:45			MISSED FT SHOT by Jenna Bartsokas

REBOUND (DEF) by Megan Perry	07:45			
MISSED JUMPER by Kathryn Urell	07:23			
REBOUND (OFF) by Megan Perry	07:23			
GOOD! LAYUP by Stephanie Urell [PNT]	07:07	22-28	V 6	
	06:39			MISSED JUMPER by Kristin Bartsokas
REBOUND (DEF) by (TEAM)	06:39			
	06:09			FOUL by Annie Hardman
MISSED JUMPER by Kathryn Urell	06:07			
REBOUND (OFF) by Jennifer Benson	06:07			
	06:02			FOUL by Kristin Bartsokas
GOOD! FT SHOT by Stephanie Urell	06:02	23-28	V 5	
MISSED FT SHOT by Stephanie Urell	06:02			
	06:02			REBOUND (DEF) by Brittany Lee
	05:46	23-30	V 7	GOOD! JUMPER by Brittany Lee
FOUL by Jennifer Benson	05:46			
	05:46			MISSED FT SHOT by Brittany Lee
REBOUND (DEF) by Jenny Perry	05:46			
MISSED JUMPER by Jennifer Benson	05:30			
REBOUND (OFF) by Megan Perry	05:30			
MISSED JUMPER by Megan Perry	05:28			
	05:28			REBOUND (DEF) by Brittany Lee
FOUL by Megan Perry	05:16			
	05:16			MISSED FT SHOT by Brittany Lee
	05:16			REBOUND (OFF) by (DEADBALL)
	05:16	23-31	V 8	GOOD! FT SHOT by Brittany Lee
MISSED JUMPER by Ginny Huntsberry	04:54			
	04:54			REBOUND (DEF) by Logan Miller
FOUL by Stephanie Urell	04:36			
	04:31			TURNOVR by Jenna Bartsokas
STEAL by Stephanie Urell	04:30			
MISSED LAYUP by Stephanie Urell	04:29			
	04:29			REBOUND (DEF) by Logan Miller
	04:03			MISSED JUMPER by Logan Miller
	04:03			REBOUND (OFF) by Logan Miller
	04:01	23-33	V 10	GOOD! JUMPER by Logan Miller
TIMEOUT TEAM	03:53			
GOOD! JUMPER by Ginny Huntsberry [PNT]	03:37	25-33	V 8	
ASSIST by Lindsey Jones	03:37			
FOUL by Ginny Huntsberry	03:26			
FOUL by Ginny Huntsberry	03:26			
	03:22			MISSED JUMPER by Logan Miller
REBOUND (DEF) by Jennifer Benson	03:22			
GOOD! JUMPER by Jenny Perry	03:06	27-33	V 6	
	02:42	27-35	V 8	GOOD! JUMPER by Brittany Lee [PNT]
TURNOVR by Lindsey Jones	02:35			
	02:32			STEAL by Rita Spellings
FOUL by Jennifer Benson	02:31			
	02:31			MISSED FT SHOT by Rita Spellings
	02:31			REBOUND (OFF) by (DEADBALL)
	02:31			MISSED FT SHOT by Rita Spellings
REBOUND (DEF) by (TEAM)	02:31			
MISSED JUMPER by Jenny Perry	02:25			
	02:25			BLOCK by Brittany Lee
REBOUND (OFF) by (TEAM)	02:25			
MISSED JUMPER by Megan Perry	02:24			
	02:24			REBOUND (DEF) by Kristin Bartsokas
	02:05			FOUL by Kristin Bartsokas
	02:05			TURNOVR by Kristin Bartsokas
	01:49			FOUL by Brittany Lee
GOOD! FT SHOT by Megan Perry	01:49	28-35	V 7	
MISSED FT SHOT by Megan Perry	01:49			
	01:49			REBOUND (DEF) by Brittany Lee
	01:16	28-37	V 9	GOOD! LAYUP by Brittany Lee [PNT]
FOUL by Lindsey Jones	01:16			
	01:16	28-38	V 10	GOOD! FT SHOT by Brittany Lee
MISSED LAYUP by Stephanie Urell	00:51			
REBOUND (OFF) by Stephanie Urell	00:51			
GOOD! LAYUP by Stephanie Urell [PNT]	00:48	30-38	V 8	
	00:01			FOUL by Jenna Bartsokas
	00:01			TURNOVR by Jenna Bartsokas

4th PERIOD Play-by-Play (Page 1)

HOME TEAM: Westmoreland High Sc	TIME	SCORE	MAR	VISITORS: Christ Presbyterian
	07:18			MISSED 3 PTR by Kristin Bartsokas
REBOUND (DEF) by Jenny Perry	07:18			
TURNOVR by Jenny Perry	06:56			
	06:55			STEAL by Brittany Lee
	06:36	30-40	V 10	GOOD! LAYUP by Brittany Lee [PNT]
MISSED 3 PTR by Jenny Perry	06:22			
REBOUND (OFF) by Jennifer Benson	06:22			
MISSED JUMPER by Stephanie Urell	06:13			
	06:13			BLOCK by Brittany Lee
	06:11			REBOUND (DEF) by Brittany Lee
	05:47			TIMEOUT TEAM
	05:36			TURNOVR by Brittany Lee
MISSED JUMPER by Stephanie Urell	05:31			
	05:31			BLOCK by Brittany Lee
	05:30			REBOUND (DEF) by Rita Spellings
	05:06			MISSED JUMPER by Kristin Bartsokas
	05:06			REBOUND (OFF) by (TEAM)
	04:31			TURNOVR by Brittany Lee
MISSED JUMPER by Kathryn Urell	04:20			
	04:20			BLOCK by Brittany Lee
	04:18			REBOUND (DEF) by Brittany Lee
FOUL by Stephanie Urell	04:14			
	04:14	30-41	V 11	GOOD! FT SHOT by Brittany Lee
	04:14			MISSED FT SHOT by Brittany Lee
REBOUND (DEF) by Jennifer Benson	04:14			
GOOD! JUMPER by Megan Perry	03:51	32-41	V 9	
	03:51			FOUL by Logan Miller
GOOD! FT SHOT by Megan Perry	03:51	33-41	V 8	
	03:45	33-43	V 10	GOOD! LAYUP by Brittany Lee [FB/PNT]
	03:45			ASSIST by Kristin Bartsokas
MISSED 3 PTR by Jenny Perry	03:31			
	03:31			REBOUND (DEF) by Brittany Lee
	03:13			TURNOVR by Kristin Bartsokas
MISSED JUMPER by Holly Perry	02:59			
	02:59			REBOUND (DEF) by Jenna Bartsokas
FOUL by Megan Perry	02:10			
	02:09			MISSED FT SHOT by Kristin Bartsokas
REBOUND (DEF) by Megan Perry	02:09			
MISSED JUMPER by Jennifer Benson	01:52			
REBOUND (OFF) by Jennifer Benson	01:52			
GOOD! JUMPER by Holly Perry	01:46	35-43	V 8	
	01:29			TIMEOUT TEAM
FOUL by Jennifer Benson	01:08			
	01:08	35-44	V 9	GOOD! FT SHOT by Brittany Lee
	01:08	35-45	V 10	GOOD! FT SHOT by Brittany Lee
TURNOVR by Stephanie Urell	01:05			
	01:02			STEAL by Kristin Bartsokas
	01:01			MISSED LAYUP by Kristin Bartsokas
REBOUND (DEF) by Lindsey Jones	01:01			
GOOD! JUMPER by Kathryn Urell	00:47	37-45	V 8	
	00:15			TIMEOUT 30sec

Christ Presbyterian 45, Westmoreland High School 37

Official Basketball Box Score -- 1st Half
Christ Presbyterian vs Westmoreland High School
03/09/05 2:00 p.m. at Murphy Center, Murfreesboro, Tenn.

VISITORS: Christ Presbyterian 25-13

##	Player Name		TOT-FG FG-FGA	3-PT FG-FGA	FT-FTA	REBOUNDS OF	DE	TOT	PF	TP	A	TO	BLK	S	MIN
05	Rita Spellings.....	*	2-2	0-0	0-1	2	0	2	0	4	0	1	0	2	14
10	Jenna Bartsokas.....	*	0-2	0-2	0-0	0	0	0	3	0	2	1	0	0	14
12	Annie Hardman.....	*	2-3	0-1	0-0	0	0	0	2	4	0	2	0	3	15
21	Brittany Lee.....	*	3-6	0-0	5-7	1	2	3	0	11	3	1	0	1	15
23	Kristin Bartsokas...	*	2-4	2-4	2-2	1	0	1	2	8	0	2	0	0	13
15	Logan Miller.....		0-1	0-0	0-0	0	0	0	0	0	0	0	0	0	7
30	Emily Hawley.....		0-0	0-0	0-0	1	0	1	0	0	0	0	0	0	2
	TEAM.....						1	1							
	Totals.....		9-18	2-7	7-10	5	3	8	7	27	5	7	0	6	80

TOTAL FG% 1st Half: 9-18 50.0%
3-Pt. FG% 1st Half: 2-7 28.6%
F Throw % 1st Half: 7-10 70.0%

HOME TEAM: Westmoreland High School 27-6

##	Player Name		TOT-FG FG-FGA	3-PT FG-FGA	FT-FTA	REBOUNDS OF	DE	TOT	PF	TP	A	TO	BLK	S	MIN
10	Kathryn Urell.....	*	1-2	0-1	0-0	1	1	2	1	2	1	0	0	0	11
12	Stephanie Urell.....	*	1-1	0-0	2-2	0	1	1	1	4	2	5	0	2	14
14	Jenny Perry.....	*	0-1	0-0	0-0	0	1	1	2	0	1	0	0	0	12
15	Megan Perry.....	*	3-4	1-1	0-0	0	0	0	1	7	0	2	0	0	14
31	Jennifer Benson.....	*	1-3	0-0	0-0	0	0	0	2	2	0	1	0	0	4
00	Holly Perry.....		0-0	0-0	0-0	0	0	0	0	0	0	0	0	0	3
24	Lindsey Jones.....		0-0	0-0	0-0	0	0	0	1	0	0	1	0	0	12
42	Ginny Huntsberry....		2-2	0-0	1-1	0	2	2	1	5	0	2	0	0	10
	TEAM.....					1		1							
	Totals.....		8-13	1-2	3-3	2	5	7	9	20	4	11	0	2	80

TOTAL FG% 1st Half: 8-13 61.5%
3-Pt. FG% 1st Half: 1-2 50.0%
F Throw % 1st Half: 3-3 100 %

Officials: Ricky Robbins, Matt Bray, Kyle Barnes
Technical fouls: Christ Presbyterian-None. Westmoreland High School-None.
Attendance:

Score by Periods	1st	2nd
Christ Presbyterian.....	5	22
Westmoreland High School.....	9	11

2003 Class A State Girls' Basketball Tournament

March 12 - March 15, 2003 · Middle Tennessee State University - Murfreesboro

Game 1
Wed. Mar. 12 10:00 AM

Peabody (29-3)	40
Friendship Christian (27-8)	29

Game 2
Wed. Mar. 12 11:30 AM

Harriman (30-5)	30
Huntingdon (27-5)	39

Game 3
Wed. Mar. 12 1:00 PM

Cloudland (29-4)	37
Moore Co. (30-4)	44

Game 4
Wed. Mar. 12 2:30 PM

Ezell-Harding (27-5)	47
Westmoreland (31-2)	37

Game 5
Fri. Mar. 14 11:30 AM

Peabody	46
Huntingdon	41

Game 6
Fri. Mar. 14 1:00 PM

Moore Co.	39
Ezell-Harding	45

Game 7
Sat. Mar. 15 3:00 PM

Peabody	48
Ezell-Harding	44

Peabody
STATE CHAMPION

Official Basketball Box Score
WESTMORELAND HIGH SCHOOL vs EZELL-HARDING HIGH SCHOOL
03/12/03 2:30 at MURFREESBORO, TN

VISITORS: WESTMORELAND HIGH SCHOOL 31-3

##	Player Name		TOT-FG FG-FGA	3-PT FG-FGA	FT-FTA	REBOUNDS OF	DE	TOT	PF	TP	A	TO	BLK	S	MIN
10	JONES, SARAH.....	*	4-9	1-1	1-1	1	4	5	4	10	1	6	0	0	31
11	WILLIAMS, BRITTINY..	*	1-5	0-1	3-3	1	4	5	1	5	6	1	0	0	32
20	BLACK, TARA.....	*	4-9	0-0	1-3	1	2	3	4	9	2	2	0	3	24
30	FRANKLIN, KRISTY....	*	1-1	1-1	0-0	0	3	3	4	3	1	7	0	0	29
33	CHAMBERS, JESSICA...	*	4-8	1-2	1-1	1	5	6	3	10	1	2	0	3	31
14	PERRY, JENNY.....		0-2	0-1	0-0	0	1	1	0	0	0	1	0	0	13
21	WILLIAMS, NICOLE....		0-0	0-0	0-0	0	1	1	0	0	0	0	0	0	0
31	BENSON, JENNIFER....		0-0	0-0	0-0	0	0	0	0	0	0	0	0	0	0+
	TEAM.....						3	3				2			
	Totals.....		14-34	3-6	6-8	4	23	27	16	37	11	21	0	6	160

TOTAL FG% 1st Half: 10-24 41.7% 2nd Half: 4-10 40.0% Game: 41.2% DEADB
3-Pt. FG% 1st Half: 3-4 75.0% 2nd Half: 0-2 0.0% Game: 50.0% REBS
F Throw % 1st Half: 2-2 100 % 2nd Half: 4-6 66.7% Game: 75.0% 1

HOME TEAM: EZELL-HARDING HIGH SCHOOL 28-5

##	Player Name		TOT-FG FG-FGA	3-PT FG-FGA	FT-FTA	REBOUNDS OF	DE	TOT	PF	TP	A	TO	BLK	S	MIN
14	MCCOOL, CANDICE.....	*	2-4	2-4	0-0	0	1	1	1	6	3	2	0	1	23
20	BISHOP, KARI.....	*	6-15	1-8	1-2	0	1	1	4	14	0	2	0	0	30
22	SUGGS, MEGAN.....	*	0-0	0-0	0-0	1	2	3	1	0	1	0	0	0	19
23	REED, MARISKA.....	*	4-10	0-4	4-8	1	5	6	3	12	3	1	1	7	32
30	MCCOOL, ASHLEY.....	*	2-4	0-1	6-8	0	5	5	3	10	2	2	0	1	32
10	DAVIES, DIANA.....		0-0	0-0	0-0	0	1	1	0	0	0	0	0	0	0
15	DEATHERIDGE, TARA...		1-3	1-3	2-2	1	2	3	0	5	1	3	0	3	17
33	BIRDWELL, KAREN.....		0-2	0-1	0-0	0	0	0	0	0	0	0	0	1	7
	TEAM.....					1		1							
	Totals.....		15-38	4-21	13-20	4	17	21	12	47	10	10	1	13	160

TOTAL FG% 1st Half: 7-21 33.3% 2nd Half: 8-17 47.1% Game: 39.5% DEADB
3-Pt. FG% 1st Half: 2-12 16.7% 2nd Half: 2-9 22.2% Game: 19.0% REBS
F Throw % 1st Half: 4-5 80.0% 2nd Half: 9-15 60.0% Game: 65.0% 3

Officials:
Technical fouls: WESTMORELAND HIGH SCHOOL-None. EZELL-HARDING HIGH SCHOOL-None.
Attendance:

Score by Periods	1st	2nd	3rd	4th		Total
WESTMORELAND HIGH SCHOOL.....	15	10	2	10	-	37
EZELL-HARDING HIGH SCHOOL.....	7	13	12	15	-	47

Points in the paint-WESTM 22,EZELL 12. Points off turnovers-WESTM 6,EZELL 19.
2nd chance points-WESTM 8,EZELL 0. Fast break points-WESTM 0,EZELL 2.
Bench points-WESTM 0,EZELL 5. Score tied-1 time. Lead changes-1 time.

Play-By-Play
WESTMORELAND HIGH SCHOOL vs EZELL-HARDING HIGH SCHOOL
03/12/03 2:30 at MURFREESBORO, TN

1st PERIOD Play-by-Play (Page 1)

HOME TEAM: EZELL-HARDING HIGH S	TIME	SCORE	MAR	VISITORS: WESTMORELAND HIGH SC
	07:45			MISSED JUMPER by CHAMBERS, JESSICA
	07:45			REBOUND (OFF) by BLACK, TARA
	07:36	0-2	V 2	GOOD! JUMPER by CHAMBERS, JESSICA
	07:36			ASSIST by FRANKLIN, KRISTY
	07:36	0-3	V 3	GOOD! FT SHOT by CHAMBERS, JESSICA
	07:34			MISSED JUMPER by BLACK, TARA
REBOUND (DEF) by DAVIES, DIANA	07:34			
MISSED JUMPER by BIRDWELL, KAREN	07:21			
	07:21			REBOUND (DEF) by BLACK, TARA
FOUL by BISHOP, KARI	06:50			
TURNOVR by BISHOP, KARI	06:46			
	06:39			MISSED JUMPER by WILLIAMS, BRITTINY
REBOUND (DEF) by REED, MARISKA	06:39			
MISSED 3 PTR by REED, MARISKA	06:31			
	06:31			REBOUND (DEF) by (TEAM)
	05:52			MISSED JUMPER by BLACK, TARA
	05:52			REBOUND (OFF) by CHAMBERS, JESSICA
	05:41			MISSED JUMPER by CHAMBERS, JESSICA
REBOUND (DEF) by MCCOOL, ASHLEY	05:41			
TURNOVR by MCCOOL, ASHLEY	05:29			
	05:19			STEAL by CHAMBERS, JESSICA
	05:18			MISSED JUMPER by CHAMBERS, JESSICA
	05:18			REBOUND (OFF) by JONES, SARAH
	05:17	0-6	V 6	GOOD! 3 PTR by JONES, SARAH
	05:17			ASSIST by BLACK, TARA
GOOD! JUMPER by BISHOP, KARI	05:08	2-6	V 4	
ASSIST by SUGGS, MEGAN	05:08			
	04:51			MISSED 3 PTR by CHAMBERS, JESSICA
REBOUND (DEF) by MCCOOL, ASHLEY	04:51			
MISSED 3 PTR by BISHOP, KARI	04:31			
	04:31			REBOUND (DEF) by FRANKLIN, KRISTY
	04:20			MISSED JUMPER by JONES, SARAH
REBOUND (DEF) by REED, MARISKA	04:20			
MISSED JUMPER by REED, MARISKA	04:07			
	04:07			REBOUND (DEF) by BLACK, TARA
	03:49			MISSED JUMPER by BLACK, TARA
	03:49			REBOUND (OFF) by WILLIAMS, BRITTINY
	03:38	2-8	V 6	GOOD! JUMPER by JONES, SARAH
	03:08			FOUL by BLACK, TARA
TURNOVR by DEATHERIDGE, TARA	02:55			
	02:54			STEAL by BLACK, TARA
	02:42			TURNOVR by JONES, SARAH
STEAL by DEATHERIDGE, TARA	02:41			
MISSED JUMPER by MCCOOL, ASHLEY	02:29			
	02:29			REBOUND (DEF) by JONES, SARAH
	02:03	2-10	V 8	GOOD! JUMPER by BLACK, TARA
	02:03			ASSIST by WILLIAMS, BRITTINY
MISSED 3 PTR by BISHOP, KARI	01:45			
	01:45			REBOUND (DEF) by WILLIAMS, BRITTINY
	01:16	2-12	V 10	GOOD! JUMPER by CHAMBERS, JESSICA
	01:16			ASSIST by WILLIAMS, BRITTINY
MISSED 3 PTR by DEATHERIDGE, TARA	00:56			
	00:56			REBOUND (DEF) by JONES, SARAH
	00:51			TURNOVR by JONES, SARAH
STEAL by DEATHERIDGE, TARA	00:50			
	00:50			FOUL by WILLIAMS, BRITTINY
GOOD! FT SHOT by DEATHERIDGE, TARA	00:50	3-12	V 9	
GOOD! FT SHOT by DEATHERIDGE, TARA	00:50	4-12	V 8	
	00:41			TURNOVR by (TEAM)
	00:39			FOUL by CHAMBERS, JESSICA
MISSED FT SHOT by BISHOP, KARI	00:35			

REBOUND (OFF) by (DEADBALL)	00:35			
GOOD! FT SHOT by BISHOP, KARI	00:35	5-12	V 7	
	00:33			TURNOVR by WILLIAMS, BRITTINY
STEAL by REED, MARISKA	00:24			
GOOD! JUMPER by REED, MARISKA	00:24	7-12	V 5	
	00:07	7-14	V 7	GOOD! JUMPER by JONES, SARAH
FOUL by MCCOOL, ASHLEY	00:07			
	00:07	7-15	V 8	GOOD! FT SHOT by JONES, SARAH
MISSED 3 PTR by REED, MARISKA	00:00			
REBOUND (OFF) by (TEAM)	00:00			

WESTMORELAND HIGH SCHOOL 15, EZELL-HARDING HIGH SCHOOL 7

1st period-only	InPaint	Pts-T/O	2nd-Chc	FastBrk	BnchPts	Ties	Leads
WESTMORELAND HIGH SC	10	3	8	0	0	0	0
EZELL-HARDING HIGH S	0	5	0	0	2	0	0

2nd PERIOD Play-by-Play (Page 1)

HOME TEAM: EZELL-HARDING HIGH S	TIME	SCORE	MAR	VISITORS: WESTMORELAND HIGH SC
GOOD! JUMPER by MCCOOL, ASHLEY	07:49	9-15	V 6	
ASSIST by MCCOOL, CANDICE	07:49			
FOUL by MCCOOL, ASHLEY	07:35			
	07:35	9-17	V 8	GOOD! JUMPER by BLACK, TARA
	07:35			ASSIST by WILLIAMS, BRITTINY
MISSED 3 PTR by MCCOOL, CANDICE	07:22			
	07:22			REBOUND (DEF) by FRANKLIN, KRISTY
	07:11	9-20	V 11	GOOD! 3 PTR by FRANKLIN, KRISTY
	07:11			ASSIST by WILLIAMS, BRITTINY
MISSED 3 PTR by BISHOP, KARI	06:50			
	06:50			REBOUND (DEF) by PERRY, JENNY
	06:39			TURNOVR by FRANKLIN, KRISTY
STEAL by MCCOOL, ASHLEY	06:38			
GOOD! JUMPER by MCCOOL, ASHLEY	06:35	11-20	V 9	
	06:35			FOUL by FRANKLIN, KRISTY
GOOD! FT SHOT by MCCOOL, ASHLEY	06:35	12-20	V 8	
	06:28			MISSED JUMPER by WILLIAMS, BRITTINY
BLOCK by REED, MARISKA	06:28			
REBOUND (DEF) by REED, MARISKA	06:20			
GOOD! 3 PTR by MCCOOL, CANDICE	06:18	15-20	V 5	
ASSIST by REED, MARISKA	06:18			
	05:54	15-23	V 8	GOOD! 3 PTR by CHAMBERS, JESSICA
	05:54			ASSIST by WILLIAMS, BRITTINY
MISSED JUMPER by BISHOP, KARI	05:41			
	05:41			REBOUND (DEF) by JONES, SARAH
	05:11			MISSED JUMPER by BLACK, TARA
REBOUND (DEF) by SUGGS, MEGAN	05:11			
FOUL by BISHOP, KARI	04:31			
TURNOVR by BISHOP, KARI	04:31			
	03:55			TURNOVR by FRANKLIN, KRISTY
STEAL by REED, MARISKA	03:54			
GOOD! JUMPER by REED, MARISKA	03:52	17-23	V 6	
	03:25	17-25	V 8	GOOD! JUMPER by JONES, SARAH
	03:25			ASSIST by WILLIAMS, BRITTINY
TURNOVR by MCCOOL, CANDICE	03:06			
	03:05			STEAL by CHAMBERS, JESSICA
	03:00			MISSED JUMPER by JONES, SARAH
REBOUND (DEF) by DEATHERIDGE, TARA	03:00			
GOOD! 3 PTR by DEATHERIDGE, TARA	02:51	20-25	V 5	
ASSIST by REED, MARISKA	02:51			
FOUL by REED, MARISKA	02:39			
	02:28			TURNOVR by FRANKLIN, KRISTY
STEAL by BIRDWELL, KAREN	02:27			
TURNOVR by DEATHERIDGE, TARA	02:11			
	02:10			STEAL by BLACK, TARA
	02:08			MISSED JUMPER by BLACK, TARA
REBOUND (DEF) by BISHOP, KARI	02:08			
MISSED 3 PTR by BISHOP, KARI	01:59			
REBOUND (OFF) by DEATHERIDGE, TARA	01:59			

TURNOVR by DEATHERIDGE, TARA	01:42		
	01:40		STEAL by CHAMBERS, JESSICA
	01:34		TURNOVR by JONES, SARAH
STEAL by DEATHERIDGE, TARA	01:28		
MISSED 3 PTR by BIRDWELL, KAREN	01:14		
	01:14		REBOUND (DEF) by CHAMBERS, JESSICA
	00:45		MISSED JUMPER by JONES, SARAH
REBOUND (DEF) by REED, MARISKA	00:45		
MISSED 3 PTR by REED, MARISKA	00:00		
	00:00		REBOUND (DEF) by WILLIAMS, BRITTINY

WESTMORELAND HIGH SCHOOL 25, EZELL-HARDING HIGH SCHOOL 20

2nd period-only	InPaint	Pts-T/O	2nd-Chc	FastBrk	BnchPts	Ties	Leads
WESTMORELAND HIGH SC	4	0	0	0	0	0	0
EZELL-HARDING HIGH S	6	5	0	2	3	0	0

3rd PERIOD Play-by-Play (Page 1)

HOME TEAM: EZELL-HARDING HIGH S	TIME	SCORE	MAR	VISITORS: WESTMORELAND HIGH SC
FOUL by MCCOOL, CANDICE	07:52			
	07:28			MISSED 3 PTR by WILLIAMS, BRITTINY
REBOUND (DEF) by MCCOOL, ASHLEY	07:28			
GOOD! 3 PTR by MCCOOL, CANDICE	07:12	23-25	V 2	
ASSIST by REED, MARISKA	07:12			
	06:57			FOUL by JONES, SARAH
	06:57			TURNOVR by JONES, SARAH
GOOD! JUMPER by BISHOP, KARI	06:24	25-25	T 1	
	06:13			TURNOVR by FRANKLIN, KRISTY
	06:13			TIMEOUT 30sec
MISSED 3 PTR by BISHOP, KARI	05:56			
	05:56			REBOUND (DEF) by (TEAM)
	05:49			TURNOVR by FRANKLIN, KRISTY
MISSED JUMPER by BISHOP, KARI	05:29			
	05:29			REBOUND (DEF) by CHAMBERS, JESSICA
	05:19			FOUL by JONES, SARAH
	05:19			TURNOVR by JONES, SARAH
TURNOVR by MCCOOL, CANDICE	05:03			
	05:02			STEAL by BLACK, TARA
	04:48			TURNOVR by JONES, SARAH
STEAL by REED, MARISKA	04:45			
	04:38			FOUL by FRANKLIN, KRISTY
GOOD! FT SHOT by REED, MARISKA	04:38	26-25	H 1	
MISSED FT SHOT by REED, MARISKA	04:38			
	04:38			REBOUND (DEF) by CHAMBERS, JESSICA
FOUL by REED, MARISKA	04:23			
	04:16			MISSED FT SHOT by BLACK, TARA
	04:16			REBOUND (OFF) by (DEADBALL)
	04:14			MISSED FT SHOT by BLACK, TARA
REBOUND (DEF) by MCCOOL, CANDICE	04:14			
MISSED 3 PTR by MCCOOL, CANDICE	03:53			
	03:53			REBOUND (DEF) by WILLIAMS, BRITTINY
	03:44			MISSED 3 PTR by PERRY, JENNY
REBOUND (DEF) by REED, MARISKA	03:44			
MISSED JUMPER by REED, MARISKA	03:34			
	03:34			REBOUND (DEF) by JONES, SARAH
	03:26			TURNOVR by PERRY, JENNY
	03:18			FOUL by JONES, SARAH
MISSED FT SHOT by REED, MARISKA	03:18			
REBOUND (OFF) by (DEADBALL)	03:18			
GOOD! FT SHOT by REED, MARISKA	03:18	27-25	H 2	
	03:16			TURNOVR by BLACK, TARA
STEAL by REED, MARISKA	03:15			
MISSED 3 PTR by REED, MARISKA	03:05			
	03:05			REBOUND (DEF) by (TEAM)
	02:54			TURNOVR by BLACK, TARA
STEAL by REED, MARISKA	02:53			
MISSED 3 PTR by DEATHERIDGE, TARA	02:41			
	02:41			REBOUND (DEF) by WILLIAMS, BRITTINY

	02:29			TURNOVR by (TEAM)
	02:29			TIMEOUT TEAM
GOOD! JUMPER by REED, MARISKA	02:06	29-25	H 4	
FOUL by SUGGS, MEGAN	01:56			
	01:45	29-27	H 2	GOOD! JUMPER by CHAMBERS, JESSICA
	01:45			ASSIST by BLACK, TARA
GOOD! 3 PTR by BISHOP, KARI	01:20	32-27	H 5	
ASSIST by DEATHERIDGE, TARA	01:20			
	01:06			MISSED JUMPER by JONES, SARAH
REBOUND (DEF) by SUGGS, MEGAN	01:06			
	01:05			FOUL by BLACK, TARA
MISSED 3 PTR by MCCOOL, ASHLEY	00:52			
REBOUND (OFF) by SUGGS, MEGAN	00:52			
	00:39			FOUL by BLACK, TARA
MISSED 3 PTR by BISHOP, KARI	00:00			
	00:00			REBOUND (DEF) by CHAMBERS, JESSICA

EZELL-HARDING HIGH SCHOOL 32, WESTMORELAND HIGH SCHOOL 27

3rd period-only	InPaint	Pts-T/O	2nd-Chc	FastBrk	BnchPts	Ties	Leads
WESTMORELAND HIGH SC	2	0	0	0	0	0	0
EZELL-HARDING HIGH S	2	6	0	0	0	1	1

4th PERIOD Play-by-Play (Page 1)

HOME TEAM: EZELL-HARDING HIGH S	TIME	SCORE	MAR	VISITORS: WESTMORELAND HIGH SC
GOOD! JUMPER by REED, MARISKA	07:47	34-27	H 7	
ASSIST by MCCOOL, ASHLEY	07:47			
	07:39			TURNOVR by CHAMBERS, JESSICA
GOOD! JUMPER by BISHOP, KARI	07:36	36-27	H 9	
ASSIST by MCCOOL, CANDICE	07:36			
FOUL by BISHOP, KARI	07:03			
	07:03	36-28	H 8	GOOD! FT SHOT by WILLIAMS, BRITTINY
	07:03	36-29	H 7	GOOD! FT SHOT by WILLIAMS, BRITTINY
GOOD! JUMPER by BISHOP, KARI	06:49	38-29	H 9	
ASSIST by MCCOOL, ASHLEY	06:49			
	06:20	38-31	H 7	GOOD! JUMPER by BLACK, TARA
	06:20			ASSIST by CHAMBERS, JESSICA
TIMEOUT TEAM	06:05			
	05:51			FOUL by BLACK, TARA
GOOD! FT SHOT by MCCOOL, ASHLEY	05:51	39-31	H 8	
GOOD! FT SHOT by MCCOOL, ASHLEY	05:51	40-31	H 9	
	05:47			MISSED JUMPER by WILLIAMS, BRITTINY
REBOUND (DEF) by MCCOOL, ASHLEY	05:47			
MISSED 3 PTR by BISHOP, KARI	05:18			
REBOUND (OFF) by REED, MARISKA	05:18			
TURNOVR by REED, MARISKA	05:09			
FOUL by BISHOP, KARI	04:51			
	04:45			TURNOVR by FRANKLIN, KRISTY
STEAL by REED, MARISKA	04:37			
	03:32			FOUL by FRANKLIN, KRISTY
	03:32			TIMEOUT TEAM
MISSED FT SHOT by MCCOOL, ASHLEY	03:32			
	03:32			REBOUND (DEF) by FRANKLIN, KRISTY
	03:09			MISSED JUMPER by JONES, SARAH
REBOUND (DEF) by DEATHERIDGE, TARA	03:09			
	02:41			FOUL by FRANKLIN, KRISTY
GOOD! FT SHOT by MCCOOL, ASHLEY	02:41	41-31	H 10	
GOOD! FT SHOT by MCCOOL, ASHLEY	02:41	42-31	H 11	
	02:32			TURNOVR by FRANKLIN, KRISTY
STEAL by MCCOOL, CANDICE	02:32			
TURNOVR by MCCOOL, ASHLEY	02:23			
	02:14			TIMEOUT 30sec
	02:00	42-33	H 9	GOOD! JUMPER by BLACK, TARA
	02:00			ASSIST by JONES, SARAH
FOUL by REED, MARISKA	02:00			
	02:00	42-34	H 8	GOOD! FT SHOT by BLACK, TARA
	01:21			FOUL by JONES, SARAH
MISSED FT SHOT by MCCOOL, ASHLEY	01:21			

REBOUND (OFF) by (DEADBALL)	01:21			
GOOD! FT SHOT by MCCOOL, ASHLEY	01:21	43-34	H 9	
	01:15			TURNOVR by CHAMBERS, JESSICA
STEAL by REED, MARISKA	01:15			
	01:15			FOUL by CHAMBERS, JESSICA
GOOD! FT SHOT by REED, MARISKA	01:15	44-34	H 10	
MISSED FT SHOT by REED, MARISKA	01:15			
	01:15			REBOUND (DEF) by CHAMBERS, JESSICA
	01:07	44-36	H 8	GOOD! JUMPER by WILLIAMS, BRITTINY
FOUL by MCCOOL, ASHLEY	01:07			
	01:07	44-37	H 7	GOOD! FT SHOT by WILLIAMS, BRITTINY
GOOD! JUMPER by BISHOP, KARI	00:53	46-37	H 9	
ASSIST by MCCOOL, CANDICE	00:53			
	00:40			MISSED JUMPER by PERRY, JENNY
REBOUND (DEF) by MCCOOL, ASHLEY	00:40			
TIMEOUT TEAM	00:26			
	00:00			FOUL by CHAMBERS, JESSICA
GOOD! FT SHOT by REED, MARISKA	00:00	47-37	H 10	
MISSED FT SHOT by REED, MARISKA	00:00			
	00:00			REBOUND (DEF) by WILLIAMS, NICOLE

EZELL-HARDING HIGH SCHOOL 47, WESTMORELAND HIGH SCHOOL 37

4th period-only	InPaint	Pts-T/O	2nd-Chc	FastBrk	BnchPts	Ties	Leads
WESTMORELAND HIGH SC	6	3	0	0	0	0	0
EZELL-HARDING HIGH S	4	3	0	0	0	0	0

WESTMORELAND HIGH SCHOOL vs EZELL-HARDING HIGH SCHOOL (03/12/03 - Period 4 00:00)

POINTS OFF TURNOVERS	1	2	3	4	-	Tot
WESTMORELAND HIGH SCHOOL	3	0	0	3	-	6
EZELL-HARDING HIGH SCHOO	5	5	6	3	-	19

POINTS IN PAINT	1	2	3	4	-	Tot
WESTMORELAND HIGH SCHOOL	10	4	2	6	-	22
EZELL-HARDING HIGH SCHOO	0	6	2	4	-	12

2ND CHANCE POINTS	1	2	3	4	-	Tot
WESTMORELAND HIGH SCHOOL	8	0	0	0	-	8
EZELL-HARDING HIGH SCHOO	0	0	0	0	-	0

FAST BREAK POINTS	1	2	3	4	-	Tot
WESTMORELAND HIGH SCHOOL	0	0	0	0	-	0
EZELL-HARDING HIGH SCHOO	0	2	0	0	-	2

BENCH POINTS	1	2	3	4	-	Tot
WESTMORELAND HIGH SCHOOL	0	0	0	0	-	0
EZELL-HARDING HIGH SCHOO	2	3	0	0	-	5

SCORE TIED BY	1	2	3	4	-	Tot
WESTMORELAND HIGH SCHOOL	0	0	0	0	-	0
EZELL-HARDING HIGH SCHOO	0	0	1	0	-	1

LEAD GAINED BY	1	2	3	4	-	Tot
WESTMORELAND HIGH SCHOOL	0	0	0	0	-	0
EZELL-HARDING HIGH SCHOO	0	0	1	0	-	1

1988 Class AA State Girls' Basketball Tournament

March 9 - March 12, 1988 · Middle Tennessee State University - Murfreesboro

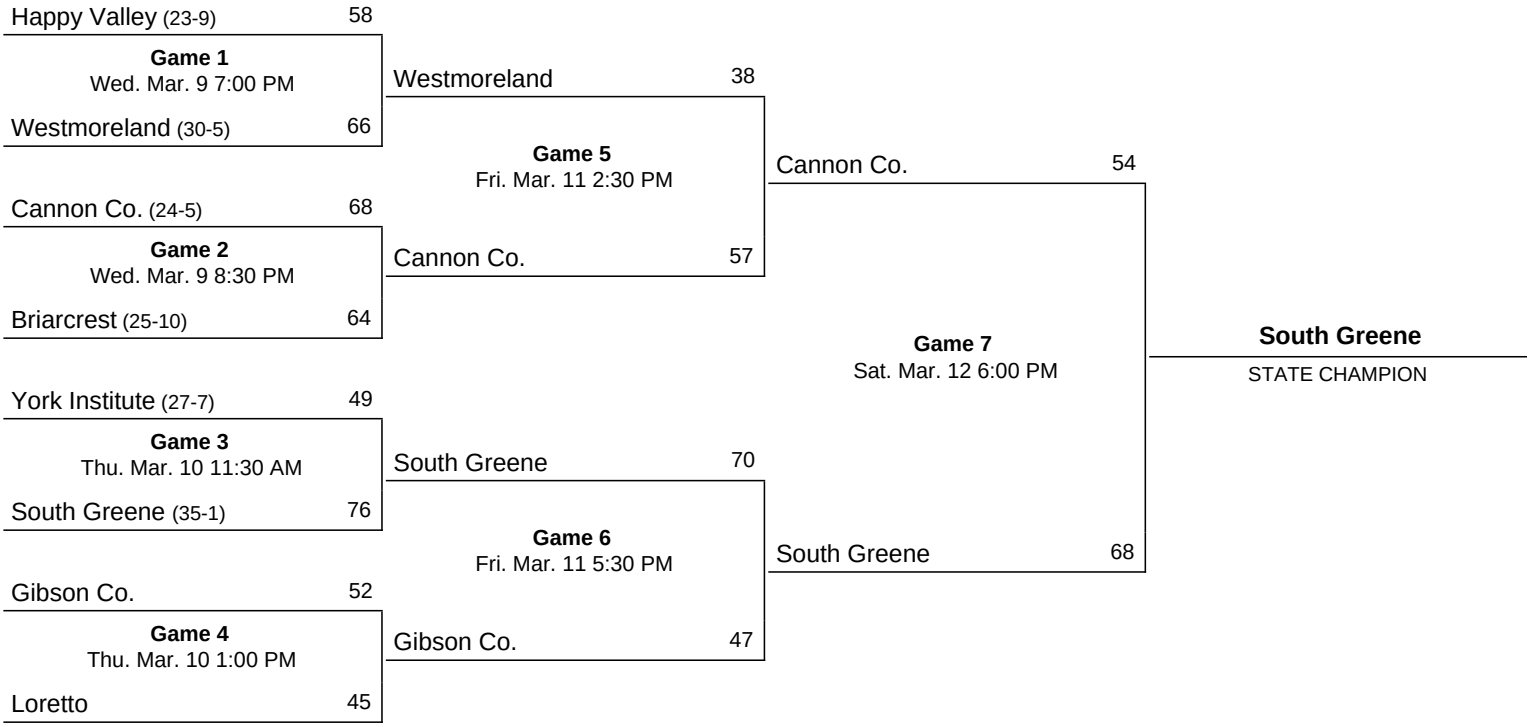

5

OFFICIAL NCAA BASKETBALL BOX SCORE

VISITORS (Last Name, First) FINAL Date 3/9/88 Site Murphy Center - MTSU

No.	Westmoreland (30-5)		Total FG FG	Total FG FGA	3-point FG	3-point FGA	FT	FTA	Rebounds Off	Rebounds Def	Rebounds Tot	PF	TP	A	TO	BLK	S	M
11	Angel Sanders	f	4	6	0	0	7	10	0	1	1	3	15	1	1	0	3	
24	Angie Borders	f	4	4	1	1	4	5	0	4	4	3	13	0	2	0	1	
25	Christy Thompson	c	6	10	0	0	6	11	4	1	5	3	18	1	1	0	1	
31	Lee Tuttle	g	3	7	0	0	4	6	1	4	5	2	10	1	3	1	0	
34	Jan Mandrell	g	2	3	2	3	4	6	1	3	4	1	10	0	3	0	0	
10	Kelly Graves																	
12	Sandi Overton																	
20	Tonya Bentle																	
21	Shannon Perry		0	0	0	0	0	0	1	0	1	0	0	0	0	0	0	
22	Caretta Pedigo																	
32	Beverly Doss																	
	TEAM REBOUNDS (included in Totals)										3							
	TOTALS		19	34	3	4	25	38	7	13	23	17	66	3	10	1	5	

DNP: 10, 12, 20, 22, 32

TOTAL FG %: 1st Half .667 (14-21) 2nd Half .385 (5-13) Game .559
3-Pt. FG %: 1st Half .667 (2-3) 2nd Half 1.000 (1-1) Game .750
FT %: 1st Half .467 (7-15) 2nd Half .783 (18-23) Game .658

Deadball Rebounds 2

HOME (Last Name, First)

No.	Happy Valley (24-10)		Total FG FG	Total FG FGA	3-point FG	3-point FGA	FT	FTA	Rebounds Off	Rebounds Def	Rebounds Tot	PF	TP	A	TO	BLK	S	Mi
23	Shane Leach	f	4	6	2	2	1	1	0	0	0	4	14	1	4	0	0	
33	Melanie Colvard	f	3	4	0	0	0	0	0	0	0	2	6	6	4	0	0	
40	Bethany Forslund	c	10	14	0	0	0	1	4	7	11	4	20	0	2	2	1	
41	Susan Cox	g	3	14	0	1	2	4	2	2	4	4	8	0	2	0	2	
51	Angie Branch	g	4	7	0	0	0	1	0	5	5	5	8	0	1	0	0	
24	Amy Gross		0	1	0	0	0	0	0	0	0	0	0	0	0	0	0	
31	Melinda Potter		0	2	0	0	0	0	1	0	1	2	0	2	0	0	0	
32	Michele Colvard																	
34	Shonna Whitson		2	2	0	0	0	2	1	1	2	4	4	0	1	0	0	
22	Marsha Owens		0	4	0	0	1	2	1	2	3	2	1	0	1	0	0	
45	Tammy Sexton																	
52	Shannon Street																	
	TEAM REBOUNDS (included in Totals)										2			1				
	TOTALS		26	55	2	3	4	11	9	17	28	27	58	9	16	2	3	

DNP: 32, 45, 52

TOTAL FG %: 1st Half .370 (10-27) 2nd Half (16-28) Game .472
3-Pt. FG %: 1st Half .000 (0-0) 2nd Half .667 (2-3) Game .667
FT %: 1st Half .375 (3-8) 2nd Half .333 (1-3) Game .364

Deadball Rebounds 3

OFFICIALS: Pete Norville & Jim Jackson

SCORE BY PERIODS	1st H.	2nd H.	OT	OT	FINAL
Westmoreland	19-18	17-12			66
Happy Valley	14-9	12-25			58

Technical Fouls:

Attendance

Copyright 1987 National Collegiate Athletic Association

OFFICIAL NCAA BASKETBALL BOX SCORE

Date 3/4/88 Site Murphy Center - MTSU

VISITORS (Last Name, First)

No.	Westmoreland		Total FG FG	Total FG FGA	3-point FG	3-point FGA	FT	FTA	Rebounds Off	Rebounds Def	Rebounds Tot	PF	TP	A	TO	BLK	S	MI
11	Angel Sanders	f	3	4	0	0	0	2	0	0	0	3	6	1	1	0	3	
24	Angie Borders	f	3	3	1	1	2	2	0	2	2	2	9	0	1	0	1	
25	Christy Thompson	c	4	5	0	0	0	0	1	1	2	3	8	1	0	0	1	
31	Lee Tuttle	g	2	3	0	0	2	6	0	2	2	0	6	1	1	0	0	
34	Jan Mandrell	g	2	6	1	2	3	4	0	3	3	1	8	0	2	0	0	
10	Kelly Graves																	
12	Sandi Overton																	
20	Tonya Bentle		0	0	0	0	0	0	1	0	1	0	0					
21	Shannon Perry		0	0	0	0	0	1	0	0	0	0	0	0	0	0	0	
22	Carretta Pedigo																	
32	Beverly Doss																	
	TEAM REBOUNDS (included in Totals)										2							
	TOTALS		14	21	2	3	7	15	2	8	12	9	37	3	5	0	5	

TOTAL FG %: 1st Half .667 2nd Half ____ Game ____
3-Pt. FG %: 1st Half .667 2nd Half ____ Game ____
FT %: 1st Half .467 2nd Half ____ Game ____

Deadball Rebounds 2

HOME (Last Name, First)

No.	Happy Valley		Total FG FG	Total FG FGA	3-point FG	3-point FGA	FT	FTA	Rebounds Off	Rebounds Def	Rebounds Tot	PF	TP	A	TO	BLK	S	MI
23	Shane Leach	f	1	3	0	0	0	0	0	0	0	1	2	1	3	0	0	
33	Melanie Colvard	f	1	1	0	0	0	0	0	0	0	2	2	1	4	0	0	
40	Bethany Forslund	c	3	7	0	0	0	0	3	3	6	0	6	0	1	1	1	
41	Susan Cox	g	1	7	0	0	2	4	0	1	1	1	4	0	1	0	0	
51	Angie Branch	g	2	4	0	0	0	0	0	3	3	2	4	0	0	0	0	
24	Amy Gross		0	0	0	0	0	0	0	0	0	0	0	0	0	0	0	
31	Melinda Potter		0	0	0	0	0	0	0	0	0	0	0	1	0	0	0	
32	Michele Colvard																	
34	Shonna Whitson		2	2	0	0	0	2	0	1	1	0	4	0	1	0	0	
22	Marsha Owens		0	2	0	0	1	2	1	1	2	0	1	0	1	0	0	
45	Tammy Sexton																	
52	Shannon Street																	
	TEAM REBOUNDS (included in Totals)										1							
	TOTALS		10	27	0	0	3	8	4	9	13	6	23	3	12	1	1	

TOTAL FG %: 1st Half .370 2nd Half ____ Game ____
3-Pt. FG %: 1st Half .000 2nd Half ____ Game ____
FT %: 1st Half .375 2nd Half ____ Game ____

Deadball Rebounds ____

OFFICIALS: Pete Norville & Jim Jackson

Technical Fouls: ____

Attendance ____

SCORE BY PERIODS	1st H.	2nd H.	OT	OT	FINAL
Westmoreland	19 - 18				
Happy Valley	14 - 9				

Copyright 1987 National Collegiate Athletic Association

15

OFFICIAL NCAA BASKETBALL BOX SCORE

VISITORS (Last Name, First) Date 3/11/88 Site Murphy Center-MTSU

No.	Cannon Co.		Total FG FG	Total FG FGA	3-point FG	3-point FGA	FT	FTA	Rebounds Off	Rebounds Def	Rebounds Tot	PF	TP	A	TO	BLK	S	MIN
25	Debbie Lawson	f	2	5	0	0	2	3	3	2	5	4	6	0	1	1	0	
31	Julie Powell	f	6	15	0	1	7	8	5	6	11	0	19	0	3	4	1	
51	Karen Todd	c	0	3	0	0	2	2	0	3	3	4	2	0	1	2	0	
15	Catherine Reed	g	4	8	1	3	0	0	1	1	2	1	9	1	3	0	3	
35	Sandy Hazel	g	2	6	1	1	0	0	1	5	6	5	5	1	4	0	0	
11	Tara Solomon		2	2	0	0	0	0	0	1	1	1	4	0	0	0	0	
43	Tammy Clement		0	0	0	0	2	2	0	1	1	0	2	0	1	0	0	
45	Susan Wood		0	0	0	0	0	0	0	0	0	0	0	0	0	0	0	
50	Reggie King		3	4	0	0	4	5	4	4	8	2	10	0	1	0	0	
53	Tracy Smithson		0	1	0	1	0	0	0	0	0	0	0	0	0	0	0	
55	Charlotte Banks																	
	TEAM REBOUNDS (included in Totals)										1							
	TOTALS		19	44	2	6	17	20	14	23	38	17	57	2	14	7	4	

TOTAL FG %: 1st Half .313(5-16) 2nd Half .500(14-28) Game .432
3-Pt. FG %: 1st Half .000(0-2) 2nd Half .500(2-4) Game .333
FT %: 1st Half 1.000(4-4) 2nd Half .813(13-16) Game .850

Deadball Rebounds 0

HOME (Last Name, First)

No.	Westmoreland		Total FG FG	Total FG FGA	3-point FG	3-point FGA	FT	FTA	Rebounds Off	Rebounds Def	Rebounds Tot	PF	TP	A	TO	BLK	S	MIN
31	Lee Tuttle	f	1	4	0	0	1	2	2	3	5	3	3	1	1	0	0	
34	Jan Mandrell	f	4	18	2	7	2	2	6	4	10	3	12	0	2	0	0	
25	Chresty Thompson	c	3	13	0	0	5	6	3	4	7	2	11	0	2	1	0	
11	Angel Sanders	g	1	4	0	0	1	2	2	1	3	3	3	0	4	0	0	
24	Angie Borders	g	1	3	1	2	0	1	1	0	1	3	3	0	1	0	2	
10	Kelly Graves		1	1	1	1	1	2	0	0	0	2	4	0	0	0	0	
12	Sandie Overton		0	0	0	0	0	0	0	0	0	0	0	0	0	0	0	
20	Tonya Bentle		0	0	0	0	2	2	0	0	0	0	2	0	1	0	0	
21	Shannon Perry		0	0	0	0	0	0	0	0	0	2	0	0	3	0	0	
22	Carretta Pedigo		0	0	0	0	0	0	0	0	0	0	0	0	0	0	0	
32	Beverly Doss		0	0	0	0	0	0	0	0	0	0	0	0	0	0	0	
	TEAM REBOUNDS (included in Totals)										0							
	TOTALS		11	43	4	10	12	17	14	12	26	18	38	1	14	1	2	

TOTAL FG %: 1st Half .200(5-25) 2nd Half .333(6-18) Game .255
3-Pt. FG %: 1st Half .287(2-7) 2nd Half .667(2-3) Game .400
FT %: 1st Half .778(7-9) 2nd Half .625(5-8) Game .705

Deadball Rebounds 0

OFFICIALS: Jr. Warren, Gene Cusick

Technical Fouls:

Attendance 2,791

SCORE BY PERIODS

	1st H.	2nd H.	OT	OT	FINAL
Cannon Co	6-8	20-23			57
Westmoreland	7-12	8-11			38

Copyright 1987 National Collegiate Athletic Association

OFFICIAL NCAA BASKETBALL BOX SCORE

VISITORS (Last Name, First) Date 3/11/88 Site Murphy Center - MTSU

No.	Cannon Co.		Total FG FG	Total FG FGA	3-point FG	3-point FGA	FT	FTA	Rebounds Off	Rebounds Def	Rebounds Tot	PF	TP	A	TO	BLK	S	MI
25	Debbie Lawson	f	0	1	0	0	2	2	1	1	2	1	2	0	0	1	0	
31	Julie Powell	f	2	6	0	1	2	2	1	1	2	0	6	0	3	3	0	
51	Karen Todd	c	0	3	0	0	0	0	0	2	2	3	0	0	0	2	0	
15	Catherine Reed	g	0	1	0	1	0	0	0	1	1	0	0	0	1	0	0	
35	Sandy Hazel	g	0	2	0	0	0	0	0	5	5	1	0	0	2	0	0	
11	Tara Solomon		2	2	0	0	0	0	0	1	1	1	4	0	0	0	0	
43	Tammy Osment																	
45	Susan Wood																	
50	Reelee King		1	1	0	0	0	0	1	1	2	1	2	0	1	0	0	
53	Tracy Smithson																	
55	Charlotte Banks																	
	TEAM REBOUNDS (included in Totals)										1							
	TOTALS		5	16	0	2	4	4	3	12	16	7	14	0	7	6	0	

TOTAL FG %: 1st Half .313 2nd Half ____ Game ____
3-Pt. FG %: 1st Half .000 2nd Half ____ Game ____
FT %: 1st Half 1.000 2nd Half ____ Game ____

Deadball Rebounds 0

HOME (Last Name, First)

No.	Westmoreland		Total FG FG	Total FG FGA	3-point FG	3-point FGA	FT	FTA	Rebounds Off	Rebounds Def	Rebounds Tot	PF	TP	A	TO	BLK	S	MI
31	Lee Tuttle	f	1	4	0	0	1	2	2	1	3	1	3	1	1	0	0	
34	Jan Mandrell	f	1	7	1	5	2	2	4	3	7	1	5	0	0	0	0	
25	Christy Thompson	c	1	8	0	0	4	4	2	3	5	1	6	0	1	0	0	
11	Angel Sanders	g	1	3	0	0	0	0	1	1	2	0	2	0	2	0	0	
24	Angie Borders	g	1	3	1	2	0	1	1	0	1	3	3	0	0	0	1	
10	Kelly Graves																	
12	Sandi Overton																	
20	Tonya Bentle																	
21	Shannon Perry																	
22	Carretta Pedego																	
32	Beverly Doss																	
	TEAM REBOUNDS (included in Totals)										0							
	TOTALS		5	25	2	7	7	9	10	8	18	6	19	1	4	0	1	

TOTAL FG %: 1st Half .200 2nd Half ____ Game ____
3-Pt. FG %: 1st Half .287 2nd Half ____ Game ____
FT %: 1st Half .778 2nd Half ____ Game ____

Deadball Rebounds 0

OFFICIALS: J. Wanner, Gene Lawson

Technical Fouls: ____

Attendance 2,791

SCORE BY PERIODS	1st H.	2nd H.	OT	OT	FINAL
Cannon Co.	6-8				
Westmoreland	7-12				

Copyright 1987 National Collegiate Athletic Association

1987 Class A State Girls' Basketball Tournament

March 11 - March 14, 1987 · Middle Tennessee State University - Murfreesboro

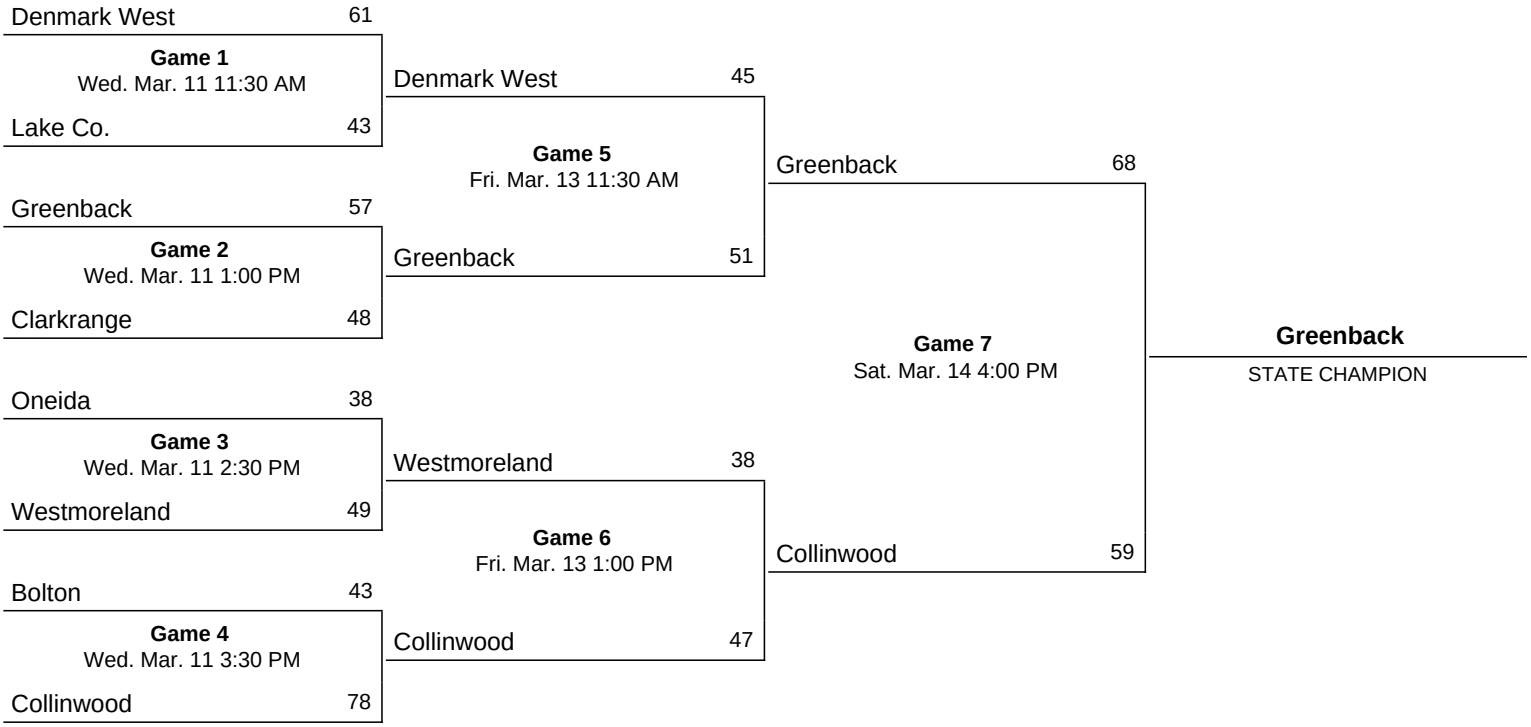

3

OFFICIAL NCAA BASKETBALL BOX SCORE

Date 3/11/87 Site Murfreesboro, TN

VISITORS (Last Name, First) FINAL

No.	Westmoreland		FG	FGA	FT	FTA	REB	PF	TP	MIN	A	TO	BLK	S
34	Jan MANDRELL	f	4	14	0	0	6	3	8		2	1	0	0
25	Christy TOMPSON	f	2	7	6	7	5	3	10		1	3	0	1
32	Lisa AKINS	c	6	12	3	5	9	0	15		1	1	0	1
24	Angie BORDERS	g	4	4	2	2	6	4	10		1	1	0	1
31	Lee TUTTLE	g	2	5	2	2	0	3	6		4	2	1	2
11	Angel SANDERS		0	0	0	0	0	0	0		0	1	0	1
22	Candy WHITE		DNP											
21	Shannon PERRY		DNP											
20	Tonya BENTLE		DNP											
10	Kelly GRAVES		DNP											
12	Sandi OVERTON		DNP											
14	Hope CLINE		DNP											
	TEAM REBOUNDS (Included in Totals)													
	TOTALS		18	42	13	16	26	13	49		9	9	1	6

FG %: 1st Half .409 2nd Half _____ Game .428 Deadball Rebounds 0

FT %: 1st Half .667 2nd Half _____ Game .813

HOME

No.	Oneida		FG	FGA	FT	FTA	REB	PF	TP	MIN	A	TO	BLK	S
20	Diane GRIGSBY	f	2	7	2	3	3	0	6		2	1	0	0
25	Katrina GRIGSBY	f	1	2	2	4	0	4	4		1	2	0	1
13	Karin BEIGHTOL	c	5	7	0	0	4	5	10		0	2	0	0
14	Kerry BOYATT	g	4	16	8	8	10	1	16		0	2	0	0
33	Christy PHILLIPS	g	0	6	0	0	3	0	0		2	1	0	0
10	Michelle NEAL		0	0	0	0	0	0	0		0	0	0	0
12	Lori GOSSETT		0	1	0	0	0	1	0					
24	Denise DAVIS		DNP											
30	Deloria STEPHENS		1	1	0	1	5	2	2		0	1	0	0
31	Karen CHAMBERS		DNP											
41	Teresa GRIGSBY		0	0	0	0	0	1	0					
44	Renee TERRY		DNP											
	TEAM REBOUNDS (Included in Totals)													
	TOTALS		14	40	12	16	25	14	38		5	9	0	1

FG %: 1st Half .324 2nd Half _____ Game .350 Deadball Rebounds 0

FT %: 1st Half .778 2nd Half _____ Game .750

OFFICIALS: Gene Whitson, Paul Ferguson

Technical Fouls: _____

Attendance 1,067

Copyright 1985 National Collegiate Athletic Association

SCORE BY PERIODS	1st H.	2nd H.	OT	OT	FINAL
Westmoreland	10-12	6-21			49
Oneida	13-6	10-9			38

3

OFFICIAL NCAA BASKETBALL BOX SCORE

Date 3/11/87 Site Murfreesboro, TN

VISITORS (Last Name, First) HALFTIME

No.	Westmoreland		FG	FGA	FT	FTA	REB	PF	TP	MIN	A	TO	BLK	S
34	Dan MANDRELL	f	3	9	0	0	5	2	6		1	1	0	0
25	Christy TOMPSON	f	1	2	2	3	3	1	4		1	1	0	0
32	Lisa AKINS	c	5	9	2	3	5	0	12		0	1	0	0
24	Angie BORDERS	g	0	0	0	0	2	2	0		1	0	0	1
31	Lee TUTTLE	g	0	2	0	0	0	1	0		2	2	0	2
11	Angel SANDERS		0	0	0	0	0	0	0					
22	Candy WHITE		DNP											
21	Shannon PERRY		DNP											
20	Tonya BENTLE		DNP											
10	Kelly GRAVES		DNP											
12	Sand. OVERTON		DNP											
14	Hope CLINE		DNP											
	TEAM REBOUNDS (Included in Totals)						2							
	TOTALS		9	22	4	6	18	6	22		5	5	0	3

FG %: 1st Half .409 2nd Half _____ Game _____ Deadball Rebounds 0

FT %: 1st Half .667 2nd Half _____ Game _____

HOME

No.	Oneida		FG	FGA	FT	FTA	REB	PF	TP	MIN	A	TO	BLK	S
20	Diane GRIGSBY	f	2	4	2	2	2	0	6		1	0	0	0
25	Katrina GRIGSBY	f	1	2	1	2	0	3	3		1	1	0	0
13	Karin BEIGHTOL	c	0	1	0	0	0	2	0		0	0	0	0
14	Kerry BOYATT	g	3	8	4	4	4	0	10		0	2	0	0
33	Christy PHILLIPS	g	0	3	0	0	2	0	0		1	1	0	0
10	michelle NEAL		0	0	0	0	0	0	0		0	0	0	0
12	Lori GOSSETT													
24	Denise DAVIS													
30	Deloria STEPHENS		0	0	0	1	2	1	0		0	1	0	0
31	Karen CHAMBERS													
41	Teresa GRIGSBY													
44	Renee TERRY													
	TEAM REBOUNDS (Included in Totals)						0							
	TOTALS		6	18	7	9	10	6	19		3	4	0	0

FG %: 1st Half .334 2nd Half _____ Game _____ Deadball Rebounds 0

FT %: 1st Half .778 2nd Half _____ Game _____

OFFICIALS: Gene Whitson, Paul Ferguson

SCORE BY PERIODS	1st H.	2nd H.	OT	OT	FINA
[illegible]	[illegible]				
[illegible]	[illegible]				

Technical Fouls: _____

Attendance _____

Copyright 1985 National Collegiate Athletic Association

14

OFFICIAL NCAA BASKETBALL BOX SCORE

Date 3-13-87 Site Murfreesboro, TN

FINAL

VISITORS (Last Name, First)

No.	Collinwood (32-2)		FG	FGA	FT	FTA	REB	PF	TP	MIN	A	TO	BLK	S
20	Connie FRANKS	f	2	3	0	0	4	3	4		0	2	1	1
21	Charity McWILLIAMS	f	2	7	3	3	3	1	7		0	1	0	0
25	Alesia SMITH	c	4	8	2	4	10	3	10		1	2	0	0
30	Mia DANIEL	g	5	8	9	11	14	3	19		0	1	0	2
15	Stephanie MONTGOMERY	g	2	5	1	2	3	2	5		1	2	0	0
12	Amy DANIEL		1	3	0	0	0	0	2		0	0	0	0
24	Deborah HOLLIS				DNP									
13	Amy ROBERTSON				DNP									
14	Karen AYERS				DNP									
22	Shannon DIXON				DNP									
23	Jennie MELSON				DNP									
							34							
	TEAM REBOUNDS (Included in Totals)						4							
	TOTALS		16	34	15	20	38	12	47	X	2	8	1	3

FG %: 1st Half .412 (7-17) 2nd Half .529 (9-17) Game .470

FT %: 1st Half .692 (9-13) 2nd Half .857 (6-7) Game .789

Deadball Rebounds 1

HOME

No.	WESTMORELAND (31-4)		FG	FGA	FT	FTA	REB	PF	TP	MIN	A	TO	BLK	S
32	Lisa AKINS	f	4	7	1	3	8	4	9		0	2	0	1
24	Angie BORDERS	f	3	10	2	2	3	2	8		1	2	0	0
34	Jan MANDRELL	c	4	16	0	0	3	3	8		1	1	0	1
31	Lee TUTTLE	g	3	6	1	1	1	5	7		0	1	0	0
25	Christy THOMPSON	g	1	5	4	7	7	3	6		0	0	1	1
11	Angel SANDERS		0	2	0	0	1	1	0		0	0	0	0
22	Candi WHITE		0	1	0	0	0	0	0		0	0	0	0
21	Shannon PERRY		0	0	0	0	0	0	0		0	0	0	0
20	Tonya BENTLE				DNP									
10	Kelly GRAVES				DNP									
12	Sandi OVERTON				DNP									
14	Hope CLINE				DNP									
							23							
	TEAM REBOUNDS (Included in Totals)						5							
	TOTALS		15	47	8	13	28	18	38	X	2	6	1	3

FG %: 1st Half .261 (6-23) 2nd Half .375 (9-24) Game .319

FT %: 1st Half .500 (4-8) 2nd Half .800 (4-5) Game .615

Deadball Rebounds 1

OFFICIALS: Mike Stuart and Bill Barnard

Technical Fouls:

Attendance

Copyright 1985 National Collegiate Athletic Association

SCORE BY PERIODS	1st H.	2nd H.	OT	OT	FINAL
COLLINWOOD	10-13	8-16			47
WESTMORELAND	12-4	16-6			38

14

OFFICIAL NCAA BASKETBALL BOX SCORE

Date 3-13-87 Site Murfreesboro, TN

VISITORS (Last Name, First) HALFTIME

No.	COLLINWOOD		FG	FGA	FT	FTA	REB	PF	TP	MIN	A	TO	BLK	S
20	Connie FRANKS	f	1	1	0	0	1	2	2		0	1	1	1
21	Charity McWILLIAMS	f	0	3	0	0	1	1	0		0	1	0	0
25	Alesia SMITH	c	3	5	2	4	5	0	8		0	1	0	0
30	Mia DANIEL	g	1	2	6	7	8	2	8		0	1	0	1
15	Stephanie MONTGOMERY	g	1	3	1	2	3	2	3		1	0	0	0
12	Amy DANIEL		1	3	0	0	0	0	2		0	0	0	0
24	Deborah HOLLIS													
13	Amy ROBERTSON													
14	Karen AYERS													
22	Shannon DIXON													
23	Jennie MELSON													
	TEAM REBOUNDS (Included in Totals)						1							
	TOTALS		7	17	9	13	19	7	23	—	1	4	1	2

FG %: 1st Half .412 2nd Half ____ Game ____ Deadball Rebounds 1

FT %: 1st Half .692 2nd Half ____ Game ____

HOME

No.	WESTMORELAND		FG	FGA	FT	FTA	REB	PF	TP	MIN	A	TO	BLK	S
32	Lisa AKINS	f	3	4	1	3	2	1	7		0	1	0	1
24	Angie BORDERS	f	0	5	0	0	1	0	0		0	1	0	0
34	Jan MANDRELL	c	1	6	0	0	2	2	2		1	0	0	0
31	Lee TUTTLE	g	2	3	1	1	0	2	5		0	1	0	0
25	Christy THOMPSON	g	0	4	2	4	5	3	2		0	0	1	0
11	Angel SANDERS		0	1	0	0	0	1	0		0	0	0	0
22	Candi WHITE													
21	Shannon PERRY													
20	Tonya BENTLE													
10	Kelly GRAVES													
12	Sandi OVERTON													
14	Hope CLINE													
	TEAM REBOUNDS (Included in Totals)						2							
	TOTALS		6	23	4	8	12	9	16	—	1	3	1	1

FG %: 1st Half .261 2nd Half ____ Game ____ Deadball Rebounds 1

FT %: 1st Half .500 2nd Half ____ Game ____

OFFICIALS: ____

Technical Fouls: ____

Attendance ____

SCORE BY PERIODS	1st H.	2nd H.	OT	OT	FINAL
COLLINWOOD	10-13				
WESTMORELAND	12-4				

Copyright 1985 National Collegiate Athletic Association

1979 Class A State Girls' Basketball Tournament

March 13 - March 17, 1979 · Middle Tennessee State University - Murfreesboro

Game 1
Tue. Mar. 13 3:00 PM

Pickett Co. (25-1)	47
Porter (26-7)	45

Game 2
Tue. Mar. 13 9:00 PM

Westmoreland (32-1)	40
Greenfield (26-1)	38

Game 3
Wed. Mar. 14 6:00 PM

David Lipscomb (26-6)	48
Alcoa (25-1)	45

Game 4
Thu. Mar. 15 2:30 PM

Rutherford (32-3)	40
Polk Co. (34-1)	38

Game 5
Fri. Mar. 16 2:30 PM

Pickett Co.	46
Westmoreland	34

Game 6
Fri. Mar. 16 4:00 PM

David Lipscomb	51
Rutherford	46

Game 7
Sat. Mar. 17 5:30 PM

Pickett Co.	55
David Lipscomb	36

Pickett Co.
STATE CHAMPION

OFFICIAL NCAA BASKETBALL BOX SCORE

Date March 13 Site TSSAA 1979 State Tourn

VISITORS (Last Name, First)

No.	Greenfield		FG	FGA	FT	FTA	REB	PF	TP	A	TO	BLK	S	MIN
14	Caudle	f	12	21	0	0	2	1	24	1	1			
44	Moore	f	6	10	0	0	0	3	12	3	1			
53	Nanney, L.	c	1	2	0	0	0	0	2	2	1			
45	Lockhart	g					6	2			7			
50	Yates	g					7	2			3			
10	Goodlow						5	2			3			
34	McDonald													
12	Watkins													
55	Galey													
23	Nanney, H													
54	Swindell													
30	Denning													
	TEAM REBOUNDS (Included in Totals)						1							
	TOTALS		19	33	0	0	21	10	38	6	16			

FG %: 1st Half _____ 2nd Half _____ Game 57.6

FT %: 1st Half _____ 2nd Half _____ Game 00.0

Deadball Rebounds _____

HOME

No.	Westmoreland		FG	FGA	FT	FTA	REB	PF	TP	A	TO	BLK	S	MIN
20	Dorris, Sheila	f	6	[illegible]	1	2	2	1	13	3	1			
22	Dorris, Pam	f	6	11	2	2	0	1	14	1	3			
44	Dorris, Julie	c	3	11	1	2	2	0	7	2	1			
24	Caldwell	g					7	0			1			
42	Brown, C.	g					0	1			1			
43	Brewington						2	0			1			
11	Barham		3	6	0	1	1	1	6	1	1			
21	Brown, A.													
34	Tillman													
14	Anderson													
50	Overton													
13	Freeman													
	TEAM REBOUNDS (Included in Totals)						3							
	TOTALS		18	39	4	7	17	4	40	7	9			

FG %: 1st Half _____ 2nd Half _____ Game 46.2

FT %: 1st Half _____ 2nd Half _____ Game 57.1

Deadball Rebounds _____

OFFICIALS: Dennis Dockins & Benny Cross

Technical Fouls: _____

Attendance 2,765

©by National Collegiate Athletic Association 1978

SCORE BY PERIODS	1st H.	2nd H.	OT	OT	FINAL
Greenfield	12	10	6	10	38
Westmoreland	18	7	9	6	40

15

OFFICIAL NCAA BASKETBALL BOX SCORE

Date MARCH 16, 1979 Site TSSAA STATE TOURNAMENT

VISITORS (Last Name, First)

No.	WESTMORELAND		FG	FGA	FT	FTA	REB	PF	TP	A	TO	BLK	S	MIN
20	DORRIS, S.	f	5	14	0	0		3	10	1	6			
22	DORRIS, P.	f	1	5	2	2	1	0	4	1	2			
44	DORRIS, J.	c	8	14	0	0	2	5	16	1	2			
24	CALDWELL	g					3	4			2			
42	BROWN, C.	g					5	5			1			
43	BREWINGTON						4	4			1			
11	BARHAM		2	6	0	0	2	0	4	3	2			
21	BROWN, A.													
34	TILLMAN													
14	ANDERSON													
31	JACKSON													
50	OVERTON						1							
13	FREEMAN													
	TEAM REBOUNDS (Included in Totals)						2							
	TOTALS		16	39	2	2	20	21	34	6	16			

FG %: 1st Half _____ 2nd Half _____ Game 41.0

FT %: 1st Half _____ 2nd Half _____ Game 100 %

Deadball Rebounds _____

HOME

No.	PICKETT CO.		FG	FGA	FT	FTA	REB	PF	TP	A	TO	BLK	S	MIN
30	HUCKEBY	f	5	8	5	9	1	1	15	7	4			
32	RAINS	f	5	8	6	9		1	16	1	4			
50	HUDDLESTON	c	7	10	1	2		1	15	1	2			
12	RICH	g					1	1			1			
20	GARRETT, D	g					12	3			1			
42	STORIE						4	1			2			
54	MITCHELL													
14	MELTON													
10	AARON													
24	UPCHURCH													
52	FERRELL													
40	LEE													
22	GARRETT, N													
44	SMITH													
	TEAM REBOUNDS (Included in Totals)						3							
	TOTALS		17	26	12	20	21	8	46	9	14			

FG %: 1st Half _____ 2nd Half _____ Game 65.3

FT %: 1st Half _____ 2nd Half _____ Game 60%

Deadball Rebounds _____

OFFICIALS: JOHN TOWRY & TOM SHUMPERT

Technical Fouls: _____

Attendance _____

©by National Collegiate Athletic Association 1978

SCORE BY PERIODS	1st H.	2nd H.	OT	OT	FINAL
WESTMORELAND	14	6	4	10	34
PICKETT CO.	12	12	8	14	46

1974 Small Class State Girls' Basketball Tournament

March 19 - March 22, 1974 · Jackson Coliseum - Jackson, TN

Game 1
Tue. Mar. 19 7:30 PM

Trezevant (27-2)	47
Rickman (26-5)	43

Game 2
Tue. Mar. 19 2:30 PM

Westmoreland (30-1)	63
Porter	40

Game 3
Wed. Mar. 20 7:30 PM

Jackson Co. (31-2)	54
Peabody (22-8)	50

Game 4
Wed. Mar. 20 2:30 PM

West Greene (30-4)	58
Waynesboro (28-1)	57

Game 5
Thu. Mar. 21 2:30 PM

Trezevant	74
Westmoreland	65

Game 6
Thu. Mar. 21 7:30 PM

Jackson Co.	62
West Greene	58

OT
Game 7
Fri. Mar. 22 7:30 PM

Trezevant	51
Jackson Co.	50

Trezevant
STATE CHAMPION

Class: 5
Game: 1

PORTER (40)		FG-A	FT-A	RB	PF	TP
Johnson	f	13-26	0-1	8	2	26
S. Vaughn	f	4-11	2-2	4	0	10
Cunningham	f	2-2	0-0	3	0	4

GUARDS (REBOUNDS-FOULS): Parton (4, 0), Cook (8, 4), Whiting (6, 5), G. VAUGHN (1, 1),

Team Totals	19-49	2-3	33	12	40
Percentages	38.8	67			

WESTMORELAND (63)		FG-A	FT-A	RB	PF	TP
Kithcell	f	9-27	3-4	5	2	21
Anderson	f	13-24	5-5	4	1	31
Perry	f	5-7	1-4	5	1	11

GUARDS (REBOUND-FOULS): Creasy (8, 1), Iyles (6, 2), Reed (2, 2),

Team Totals	27-58	9-13	33	9	63
Percentages	46.7	69.2			

Porter	10	14	8	8	-- 40
Westmoreland	17	14	14	18	-- 63

OFFICIALS: Ernest Smallen AND Harrell Allen.

Turnovers: Porter - 23, Westmoreland - 12.

HALFTIME BOX

TEAMS	PORTER - 24	31 WESTMORELAND
FIELD GOAL ATTEMPTS	26	29
FIELD GOALS MADE	11	14
PERCENTAGES	42.3%	48.3%
FREE THROW ATTEMPTS	2	5
FREE THROWS MADE	2	3
PERCENTAGE	100%	60%
REBOUNDS	19	12
PERSONAL FOULS	4	4
LEADING SCORERS	Johnson - 16 VAUGHN - 8	Anderson - 16 Kittrell - 13
LEADING REBOUNDERS	Johnson - 6 Whiting - 5	Anderson - 3 Lyles - 3 CREASY - 3
NOTES		

Class: 5
Game: 5

WESTMORELAND (65)		FG-A	FT-A	RB	PF	TP
KITTRELL,	f.....	23-42	3-10	2	2	49
ANDERSON,	f.....	4-12	2-4	5	1	10
PERRY,	f.....	3-3	0-0	1	0	6
	.....					
	.....					
	.....					
	.....					
GUARDS (Rebounds-Fouls):			CREASY	(2-5),		
LYLES (3-2),		REED	(2-1),	HARRIS		(0-1),
JACKSON (0-1),			( ),			( ),
	TEAM			5		
Totals.....		30-57	5-14	20	13	65
Percentages..		52.6	35.7			

TREZEVANT (74)		FG-A	FT-A	RB	PF	TP
JOYNER,	f.....	14-24	[redacted]6-9	7	3	34
HURT,	f.....	6-6	0-1	2	0	12
MILTON,	f.....	1-1	0-2	14	3	2
HARRISON	.....	12-18	7-4	3	0	26
	.....					
	.....					
	.....					
GUARDS (Rebounds-Fouls):			P. McCULLOUGH	(5-3),		
HOWARD (1-5),		HALL	(2-0),	F. CHATHAM		(1-1),
( ),			( ),			( ),
	TEAM			5		
Totals.....		33-49	8-16	40	15	74
Percentages..		67.3	50			

WESTMORELAND	15	19	12	19	=	65
TREZEVANT	15	26	14	19	=	74

OFFICIALS: BURRELL CROWELL and JERRY GLENN

Turnovers: WESTMORELAND 7, TREZEVANT 18

HALFTIME BOX

TEAMS	WESTMORELAND 34	TREZEVANT 41
FIELD GOAL ATTEMPTS	31	21
FIELD GOALS MADE	15	17
PERCENTAGES	48.4	81
FREE THROW ATTEMPTS	9	11
FREE THROWS MADE	4	7
PERCENTAGE	44.4	63.6
REBOUNDS	11	18
PERSONAL FOULS	CREASY-4 KITTRELL-2	HOWARD-3
LEADING SCORERS	KITTRELL-26	JOYNER-21 HARRISON-14
LEADING REBOUNDERS	ANDERSON-3	MILTON-5 P. McCullough-4

NOTES

TURNOVERS:

WESTMORELAND 3

TREZEVANT 9

1973 Small Class State Girls' Basketball Tournament

March 21 - March 24, 1973 · Middle Tennessee State University - Murfreesboro

Game 1
Wed. Mar. 21 9:00 PM

Jackson Co. (32-0)	48
Porter	26

Game 2
Wed. Mar. 21 7:30 PM

Trezevant	64
Westmoreland (29-0)	59

Game 3
Thu. Mar. 22 7:30 PM

Cannon Co.	43
Forrest	22

Game 4
Thu. Mar. 22 2:30 PM

Riverside	53
Friendsville	47

Game 5
Fri. Mar. 23 2:30 PM

Jackson Co.	39
Trezevant	38

Game 6
Fri. Mar. 23 7:30 PM

Cannon Co.	36
Riverside	35

Game 7
Sat. Mar. 24 7:30 PM

Jackson Co.	43
Cannon Co.	30

Jackson Co.
STATE CHAMPION

OHIO VALLEY CONFERENCE
OFFICIAL BASKETBALL BOX

HALFTIME

FINAL

HOME TEAM

	Trezevant	FIELD GOALS MADE	FIELD GOALS ATT'D.	FREE THROWS MADE	FREE THROWS ATT'D.	RE-BOUNDS	ASS'TS	PER. FOULS	TOTAL POINTS	TURN-OVERS	MINS. PLAYED
F	[redacted], Debbie	16	22	4	7	3			36		
F	Hurt, Priscilla	6	11	3	4	4			15		
C	Harrison, Vernesta	1	5	3	4	2		1	5		
G	Brinkley, Hattie					2					
G	McCollough, Pursanita					3		3			
G	Howard, Teresa					7		4			
	Hall, Pam					7		1			
	Little, Linda										
	Alexander, Lorraine										
	Welch, Teresa										
	Blackketter, Susan										
	Milton, Dorothy	4	6	0	0	0		1	8		
					TEAM REBOUNDS	1					
	TOTALS	27	44	10	15	29	2	10	64	16	

PERCENTAGES: FG. 61.4 FT. 67.7% SHOTS MISSED 22

VISITORS

	Westmoreland	FIELD GOALS MADE	FIELD GOALS ATT'D.	FREE THROWS MADE	FREE THROWS ATT'D.	RE-BOUNDS	ASS'TS	PER. FOULS	TOTAL POINTS	TURN-OVERS	MINS. PLAYED
F	Kittrell, ~~Diane~~ Denise	17 [redacted]	36	2	3	5		2	36		
F	Kittrell, ~~Denise~~ Diana	3	11	0	0	4		1	6		
C	Anderson, Susie	8	14	1	3	6		2	17		
G	Graves, Donna					2		3			
G	Borders, Anita					6		5			
G	Creasy, Tina					3		2			
	Perry, Linda										
	Morris, Annette										
	Simpson, Jane										
	Harris, Lisa										
	Reed, Martha					1					
	Lyles, Sherry										
					TEAM REBOUNDS	2					
	TOTALS	28	61	3	6	29	4	15	59	13	

PERCENTAGES: FG 45.9 FT 50% SHOTS MISSED 36

OFFICIALS Smallen/Wilson

ATTENDANCE

DATE/SITE Mar. 21/M'boro, Tn.

SCORE BY PERIODS

	1	2	3	4	EP	EP	G
Trezevant	22	17	14	11			64
Westmoreland	15	14	16	15			59

TEAM RECORDS

Trezevant (HOME TEAM)	28 - 4 (ALL)	- (OVC)	NEXT GAME/DATE
Westmoreland (VISITORS)	29 - 1 (ALL)	- (OVC)	NEXT GAME/DATE

OHIO VALLEY CONFERENCE
OFFICIAL BASKETBALL BOX

HALFTIME

FINAL

HOME TEAM

	Trezevant	FIELD GOALS MADE	FIELD GOALS ATT'D.	FREE THROWS MADE	FREE THROWS ATT'D.	RE-BOUNDS	ASS'TS	PER. FOULS	TOTAL POINTS	TURN-OVERS	MINS. PLAYED
F	Joyner, Debbie	11	13	3	3	2		0	25		
F	Hurt, Priscilla	5	9	1	2	4		0	11		
C	Harrison, Vernesta	1	5	1	2	1		1	3		
G	Brinkley, Hattie							0			
G	McCollough, Pysanita					2		2			
G	Howard, Teresa					5		3			
	Hall, Pam					3		1			
	Little, Linda										
	Alexander, Lorraine										
	Welch, Teresa										
	Blackketter, Susan										
	Milton, Dorothy										
					TEAM REBOUNDS	0					
	TOTALS	17	27	5	7	17	0	7	39	6	

PERCENTAGES: FG. 63% FT. 71.1 SHOTS MISSED

VISITORS

	Westmoreland	FIELD GOALS MADE	FIELD GOALS ATT'D.	FREE THROWS MADE	FREE THROWS ATT'D.	RE-BOUNDS	ASS'TS	PER. FOULS	TOTAL POINTS	TURN-OVERS	MINS. PLAYED
F	Den. Kittrell	8	18	2	3	2		1	18		
F	Dia. Kittrell	2	4	0	0	2		0	4		
C	Anderson, Susie	3	5	1	3	2		0	7		
G	Graves, Donna					0		2			
G	Borders, Anita					2		2			
G	Creasy, Tina										
						1		2			
	Perry, Linda										
	Morris, Annette										
	Simpson, Jane										
	Harris, Lisa										
	Reed, Martha					1					
	Lyles, Sherry										
					TEAM REBOUNDS	1					
	TOTALS	13	27	3	6	12	2	7	29	5	

PERCENTAGES: FG. 45% FT. 50%

SHOTS MISSED

OFFICIALS

ATTENDANCE

DATE/SITE

SCORE BY PERIODS	1	2	3	4	EP	EP	G
Westmoreland	15	14					
Trezevant	22	17					

TEAM RECORDS

	ALL	OVC	
Trezevant (HOME TEAM)	–	–	NEXT GAME/DATE
Westmoreland (VISITORS)	–	–	NEXT GAME/DATE