



Northpoint Christian School
Football
Southaven, MS



POSTSEASON HISTORY REPORT
GENERATED JUNE 14, 2025

Summary

Championship Record: 15-22

Appearances (23): 2024, 2023, 2022, 2021, 2020, 2019, 2017, 2015, 2014, 2012, 2011, 2010, 2009, 2008, 2007, 2006, 2005, 2004, 2003, 2002, 2001, 1999, 1986

Finals Appearances/Runners-up (5): 2001, 2002, 2003, 2007, 2015

Championships (1): 2003

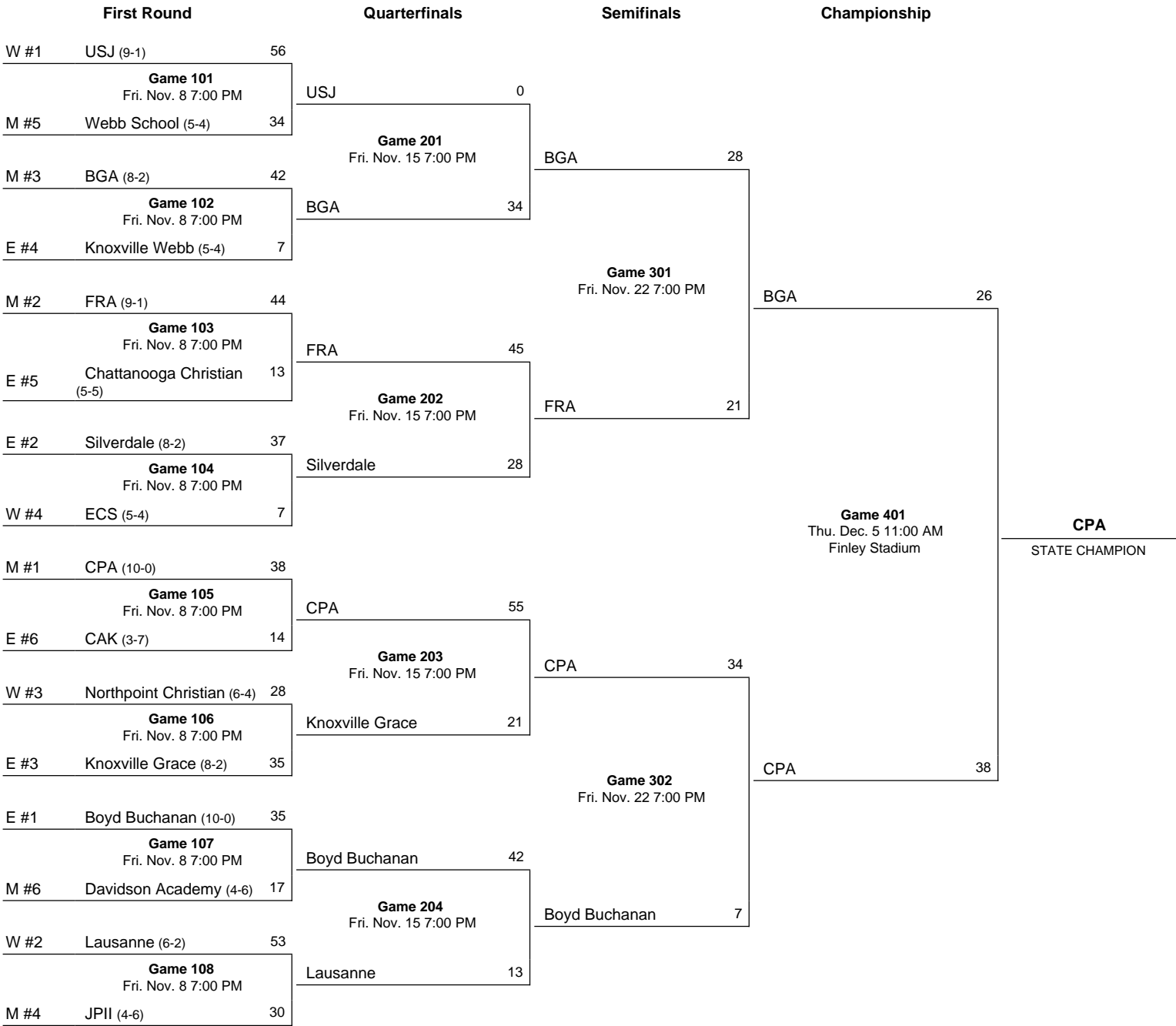
Finals Appearances

Year	Class	Award	Detail
2001	Division II A	Team Runner-Up	(8-4)
2002	Division II A	Team Runner-Up	(6-6)
2003	Division II A	Team Champions	(9-3)
2007	Division II A	Team Runner-Up	(10-2)
2015	Division II A	Team Runner-Up	(13-1)

Awards

None found.

2024 Division II Class AA State Football Playoffs
December 5 - December 5, 2024



Notes:
All times are local time. If two teams are the same seed, the bottom team hosts. Exception: If the #1 seeds meet in the semifinals, the top team hosts.

2023 Division II Class AA State Football Playoffs
November 3 - November 30, 2023

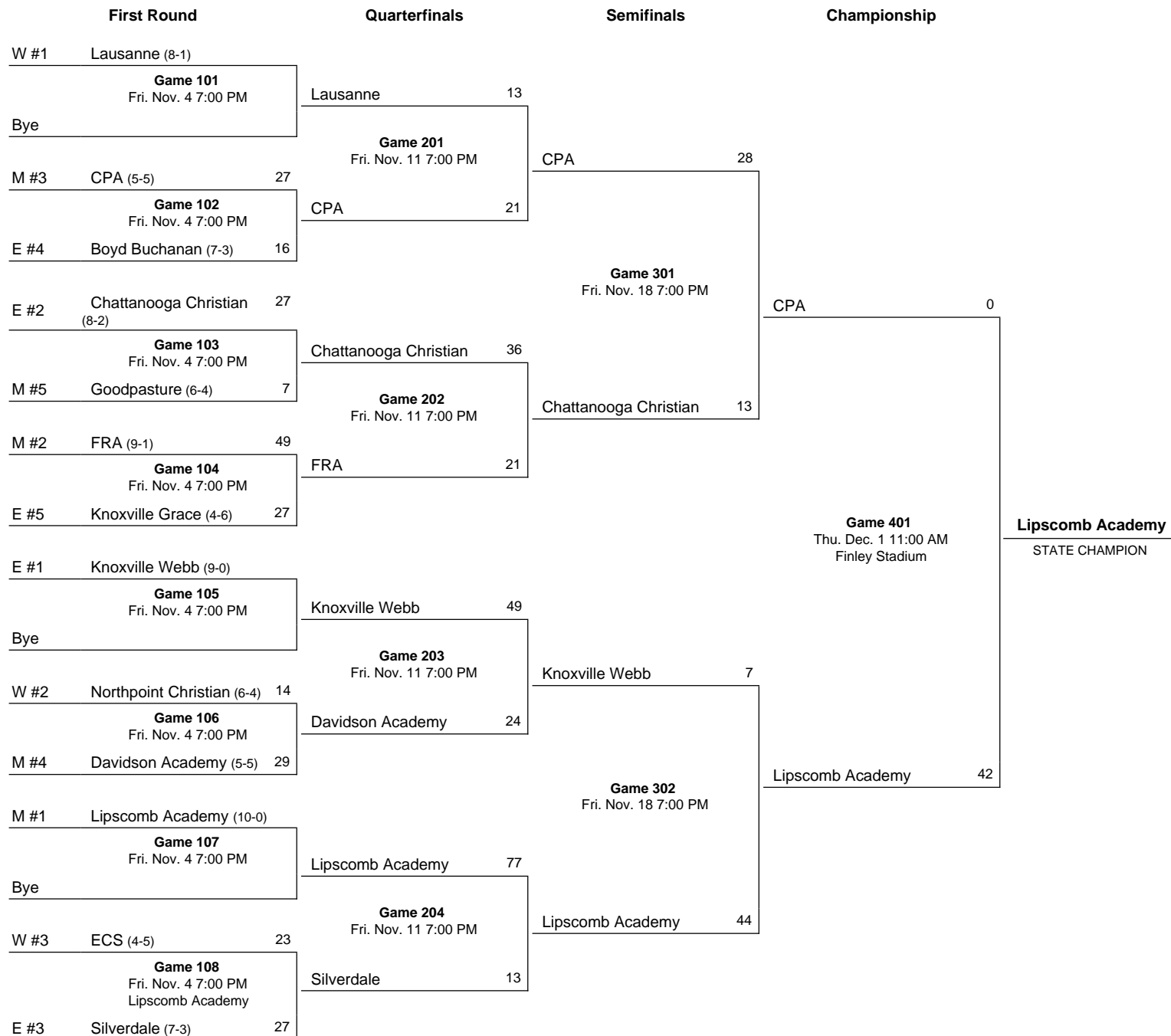


First Round			Quarterfinals		Semifinals		Championship	
W #1	Lausanne (8-1)	41						
Game 101 Fri. Nov. 3 7:00 PM			Lausanne	35				
M #5	BGA (5-5)	13						
Game 102 Fri. Nov. 3 7:00 PM			Davidson Academy	36				
M #3	Davidson Academy (8-2)	49						
Game 103 Fri. Nov. 3 7:00 PM			Boyd Buchanan	28				
E #4	Chattanooga Christian (6-4)	27						
Game 104 Fri. Nov. 3 7:00 PM			Northpoint Christian	3				
E #1	Boyd Buchanan (10-0)	49						
Game 105 Fri. Nov. 3 7:00 PM			CPA	48				
M #6	Goodpasture (3-7)	20						
Game 106 Fri. Nov. 3 7:00 PM			USJ	11				
W #2	Northpoint Christian (7-3)	49						
Game 107 Fri. Nov. 3 7:00 PM			FRA	50				
M #4	Pope John Paul (3-7)	24						
Game 108 Fri. Nov. 3 7:00 PM			Knoxville Webb	15				
M #1	CPA (9-1)	42						
Game 109 Fri. Nov. 3 7:00 PM								
E #6	CAK (4-6)	6						
Game 110 Fri. Nov. 3 7:00 PM								
W #3	USJ (6-4)	34						
Game 111 Fri. Nov. 3 7:00 PM								
E #3	Lakeway Christian (5-4)	21						
Game 112 Fri. Nov. 3 7:00 PM								
M #2	FRA (9-1)	35						
Game 113 Fri. Nov. 3 7:00 PM								
E #5	Silverdale (4-6)	6						
Game 114 Fri. Nov. 3 7:00 PM								
E #2	Knoxville Webb (9-1)	34						
W #4	ECS (4-6)	7						
Game 115 Fri. Nov. 3 7:00 PM								
					Game 201 Fri. Nov. 10 7:00 PM			
					Davidson Academy		24	
					Game 301 Fri. Nov. 17 7:00 PM			
					Boyd Buchanan		13	
					Game 202 Fri. Nov. 10 7:00 PM			
					Boyd Buchanan		36	
					Game 302 Fri. Nov. 17 7:00 PM			
					CPA		35	
					Game 401 Thu. Nov. 30 11:00 AM Finley Stadium			
					CPA		STATE CHAMPION	

Notes:
All times are local time. The higher seeded team will host through the Semifinal Round. If two teams are the same seed, the top team will host.

2022 Division II Class AA State Football Playoffs

November 4 - December 1, 2022



Notes:

All times are local time. The higher seeded team will host through the Semifinal Round. In the First Round, the neutral site for the #3 East team vs. #3 West team will be determined prior to the start of the season. If the #2 Middle and #2 East teams meet in the Quarterfinals, the #2 East team will host. If the #1 Middle and #1 East teams meet in the Semifinals, the #1 East team will host.

2021 Division II Class AA State Football Playoffs

November 5 - December 2, 2021



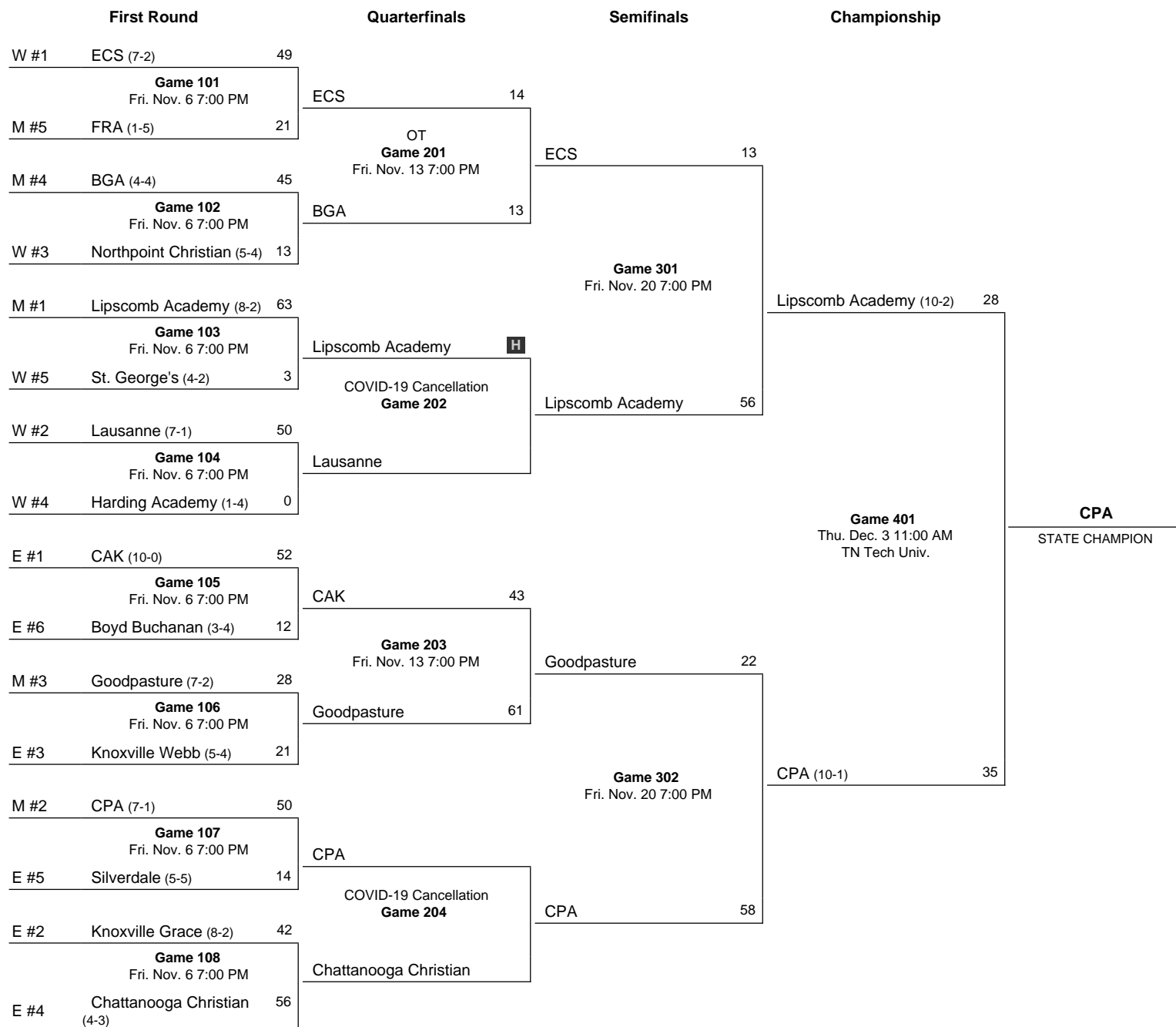
First Round			Quarterfinals		Semifinals		Championship	
W #1	Lausanne (8-1)							
<div>Game 101</div> <div>Fri. Nov. 5 7:00 PM</div>			Lausanne	35				
Bye								
M #3	BGA (5-5)	28	<div>Game 201</div> <div>Fri. Nov. 12 7:00 PM</div>		Lausanne	31		
<div>Game 102</div> <div>Fri. Nov. 5 7:00 PM</div>			BGA	28				
E #4	Chattanooga Christian (5-4)	27			<div>Game 301</div> <div>Fri. Nov. 19 7:00 PM</div>			
M #2	CPA (8-2)	41					CPA	0
<div>Game 103</div> <div>Fri. Nov. 5 7:00 PM</div>			CPA	42				
E #5	Boyd Buchanan (4-5)	9	<div>Game 202</div> <div>Fri. Nov. 12 7:00 PM</div>		CPA	56		
<div>Game 104</div> <div>Fri. Nov. 5 7:00 PM</div>			CAK	7				
E #2	CAK (7-2)	21						
M #5	FRA (4-6)	0					<div>Game 401</div> <div>Thu. Dec. 2 11:00 AM</div> <div>Finley Stadium</div>	
M #1	Lipscomb Academy (9-1)						Lipscomb Academy	
<div>Game 105</div> <div>Fri. Nov. 5 7:00 PM</div>			Lipscomb Academy	56			STATE CHAMPION	
Bye								
E #3	Silverdale (8-2)	54	<div>Game 203</div> <div>Fri. Nov. 12 7:00 PM</div>		Lipscomb Academy	35		
<div>Game 106</div> <div>Fri. Nov. 5 7:00 PM</div> <div>Lipscomb Academy</div>			Silverdale	7				
W #3	Northpoint Christian (5-5)	20			<div>Game 302</div> <div>Fri. Nov. 19 7:00 PM</div>		Lipscomb Academy	27
<div>Game 107</div> <div>Fri. Nov. 5 7:00 PM</div>			Knoxville Webb	24				
E #1	Knoxville Webb (6-2)		<div>Game 204</div> <div>Fri. Nov. 12 7:00 PM</div>		Davidson Academy	0		
<div>Game 108</div> <div>Fri. Nov. 5 7:00 PM</div>			Davidson Academy	42				
W #2	ECS (6-3)	14						
M #4	Davidson Academy (6-4)	34						

Notes:

All times are local time. In the First Round, the neutral site for the #3 East team vs. #3 West team will be determined prior to the start of the season. If the #2 Middle and #2 East teams meet in the Quarterfinals, the #2 Middle team will host. If the #1 Middle and #1 East teams meet in the Semifinals, the #1 Middle team will host.

2020 Division II Class AA State Football Playoffs

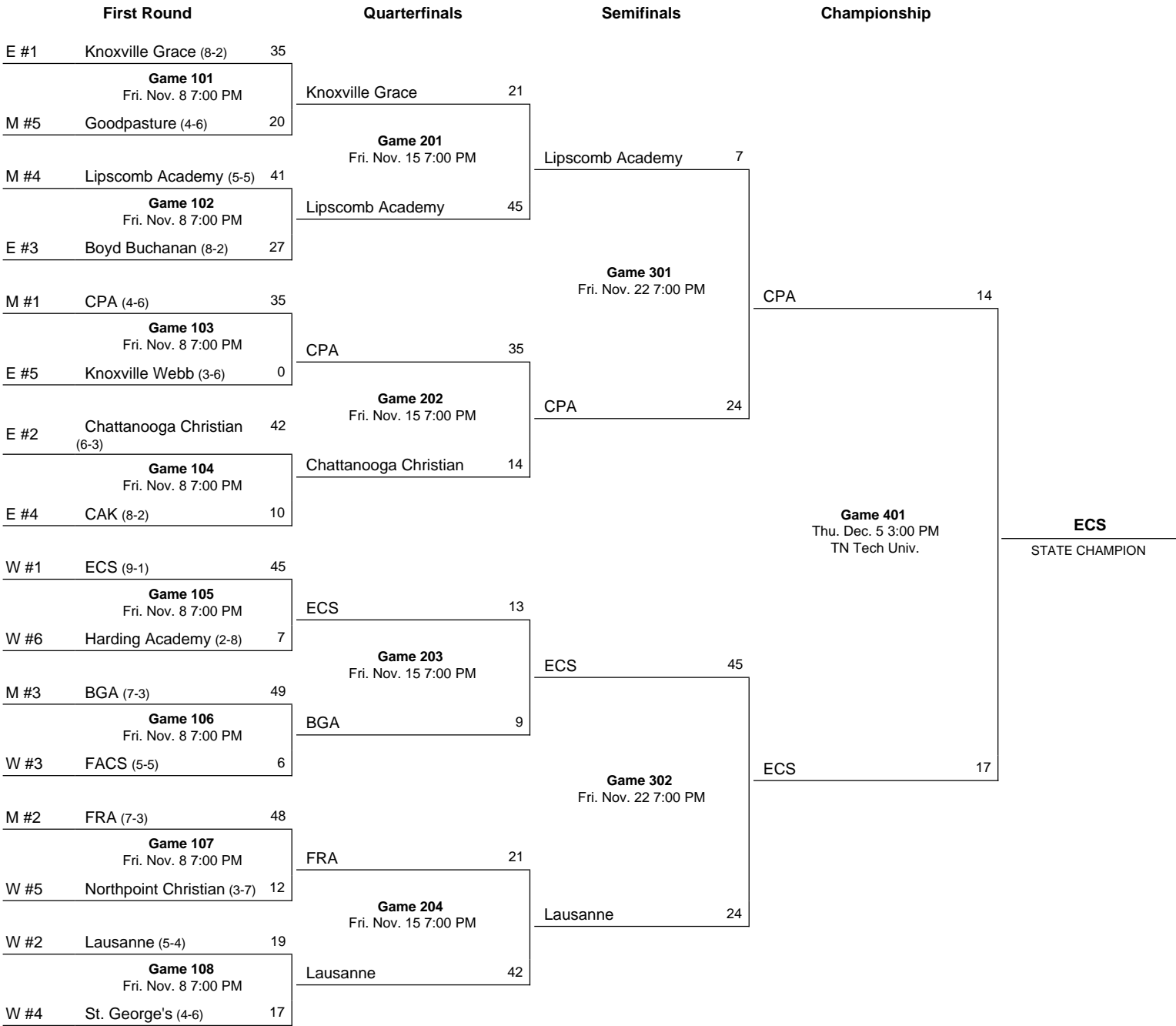
November 6 - December 3, 2020



Notes:

All times are local time. The higher seed will host. If the #1 West and #1 Middle teams meet in the semifinals, the #1 West team will host. If #2 Middle and #2 East meet in the quarterfinals, #2 Middle will host.

2019 Division II Class AA State Football Playoffs
November 8 - December 5, 2019



Notes:
All times are local time. The higher seed will host. If the #1 East and #1 Middle teams meet in the semifinals, the Middle #1 will host. If #2 Middle and #2 West meet in the quarterfinals, #2 West will host.

2017 Division II Class AA State Football Playoffs
November 3 - December 2, 2017



First Round			Quarterfinals		Semifinals	Championship	
E #1	Notre Dame (8-1)	34					
Game 101 Fri. Nov. 3 7:00 PM			Notre Dame	32			
M #5	Lipscomb Academy (1-9)	7	Game 201 Fri. Nov. 10 7:00 PM		Notre Dame	42	
M #4	Goodpasture (1-9)	14	Knoxville Grace				
Game 102 Fri. Nov. 3 7:00 PM				29			
E #3	Knoxville Grace (6-4)	49			Game 301 Fri. Nov. 17 7:00 PM		
M #1	CPA (8-2)	44				Notre Dame	13
Game 103 Fri. Nov. 3 7:00 PM			CPA	42			
E #5	CAK (2-8)	7	Game 202 Fri. Nov. 10 7:00 PM		CPA	20	
E #2	Knoxville Webb (6-3)	42	Knoxville Webb				
Game 104 Fri. Nov. 3 7:00 PM				7			
E #4	Chattanooga Christian (5-5)	21				Game 401 Sat. Dec. 2 3:00 PM TN Tech Univ.	Lausanne STATE CHAMPION
W #1	Lausanne (9-0)	35					
Game 105 Fri. Nov. 3 7:00 PM			Lausanne	35			
W #6	Northpoint Christian (5-5)	0	Game 203 Fri. Nov. 10 7:00 PM		Lausanne	42	
M #3	FRA (4-6)	17	FRA				
Game 106 Fri. Nov. 3 7:00 PM				21			
W #3	St. George's (4-6)	6			Game 302 Fri. Nov. 17 7:00 PM	Lausanne	41
M #2	BGA (9-1)	54					
Game 107 Sat. Nov. 4 1:00 PM			BGA	48			
W #5	Harding Academy (3-7)	14	Game 204 Fri. Nov. 10 7:00 PM		BGA	21	
W #2	USJ (6-4)	35	USJ				
Game 108 Fri. Nov. 3 7:00 PM				10			
W #4	ECS (4-6)	17					

Notes:
All times are local time. The higher seed will host. If #1 East and #1 Middle meet in the semifinals, #1 East will host. If #2 Middle and #2 West meet in the quarterfinals, #2 Middle will Host.

2015 Division II Class A State Football Playoffs

November 6 - December 5, 2015



First Round			Quarterfinals		Semifinals		Championship	
E/M D1 #1	Friendship Christian (7-3)	35						
Game 101 Thu. Nov. 5 7:00 PM			Friendship Christian	33				
E/M D2 #4	Ezell-Harding (4-6)	0	Game 201 Fri. Nov. 13 7:00 PM		Harding Academy	6		
W D1 #2	Harding Academy (8-2)	41			Harding Academy	34		
Game 102 Fri. Nov. 6 7:00 PM					Game 301 Fri. Nov. 20 7:00 PM			
E/M D2 #3	BGA (6-3)	16						
E/M D2 #2	Davidson Academy (7-3)	12					St. George's	50
Game 103 Fri. Nov. 6 7:00 PM			Lausanne	10				
W D1 #3	Lausanne (7-3)	38	Game 202 Fri. Nov. 13 7:00 PM		St. George's	28		
W D2 #1	St. George's (9-1)	20						
Game 104 Fri. Nov. 6 7:00 PM			St. George's	42				
W D1 #4	ECS (3-7)	0					Game 401 Thu. Dec. 3 3:00 PM TN Tech Univ.	
W D1 #1	Northpoint Christian (10-0)	55					St. George's STATE CHAMPION	
Game 105 Fri. Nov. 6 7:00 PM			Northpoint Christian	15				
W D2 #4	Tipton-Rosemark (4-6)	0	Game 203 Fri. Nov. 13 7:00 PM		Northpoint Christian	38		
E/M D1 #2	DCA (7-3)	48			DCA	14		
Game 106 Fri. Nov. 6 7:00 PM					Game 302 Fri. Nov. 20 7:00 PM			
W D2 #3	Fayette Academy (4-6)	20					Northpoint Christian	20
W D2 #2	USJ (7-3)	7						
Game 107 Fri. Nov. 6 7:00 PM			USJ	24				
E/M D1 #3	Knoxville Webb (5-4)	6	Game 204 Fri. Nov. 13 7:00 PM		USJ	7		
E/M D2 #1	FRA (10-0)	42						
Game 108 Fri. Nov. 6 7:00 PM			FRA	17				
E/M D1 #4	King's Academy (5-5)	20						

Notes:

All times are local time. In the semifinal round the higher seeded team in each bracket shall host. If the two teams are the same seed, in odd-numbered years the top team in each bracket shall be the host team.

Scoring Summary (Final)
The Automated ScoreBook
Northpoint Christian vs St. George's (Dec 03, 2015 at Cookeville, Tenn.)

Northpoint Christian (13-1) vs. St. George's (13-1)

Date: Dec 03, 2015 • Site: Cookeville, Tenn. • Stadium: Tucker Stadium

Attendance:

Score by Quarters	1	2	3	4	Total
Northpoint Christian	14	0	0	6	20
St. George's	13	15	8	14	50

Qtr	Time	Scoring Play	V-H
1st	10:57	SGIS - Ben Glass 15 yd run (Graham Hawthorne kick), 3-49 1:03	0 - 7
	10:38	NORTH - Christian Saulsberry 64 yd run (Waddell, Brock kick), 1-64 0:19	7 - 7
	10:13	SGIS - Chase Hayden 65 yd run (Graham Hawthorne kick failed), 2-68 0:25	7 - 13
	02:06	NORTH - Nelson Fabrizius 3 yd run (Waddell, Brock kick), 11-58 4:09	14 - 13
2nd	06:11	SGIS - Noah Pope 31 yd pass from Ben Glass (Graham Hawthorne kick), 7-73 3:11	14 - 20
	00:49	SGIS - Ben Glass 2 yd run (Spencer Smith rush), 8-72 2:16	14 - 28
3rd	05:19	SGIS - Corey Jones 27 yd pass from Ben Glass (Chase Hayden rush), 4-52 1:09	14 - 36
4th	11:14	SGIS - Corey Jones 68 yd pass from Ben Glass (Graham Hawthorne kick), 3-65 1:35	14 - 43
	05:23	SGIS - Christian Lenoir 9 yd pass from Ben Glass (Graham Hawthorne kick), 7-68 2:41	14 - 50
	01:41	NORTH - Christian Saulsberry 3 yd run (Bronson Henry kick failed), 5-59 3:42	20 - 50

Kickoff time: 3 PM • End of Game: 5:36 • Total elapsed time: 2:36

Officials: Referee: Matthew Nicks; Umpire: Shawn Bullock; Linesman: RichardShinbaum;

Line judge: Billy Pitmon; Back judge: Todd Jones; Field judge: Douglas Watson;

Side judge: Jeff Clark; Center judge: John Griswold;

Temperature: 45 • Wind: Calm • Weather: Sunny, Chilly

Offensive MVP: Ben Glass (St. George)

Defensive MVP: Noah Pope (St. George)

Team Statistics (Final)
The Automated ScoreBook
Northpoint Christian vs St. George's (Dec 03, 2015 at Cookeville, Tenn.)

	NORTH	SGIS
FIRST DOWNS	14	19
Rushing	14	13
Passing	0	6
Penalty	0	0
NET YARDS RUSHING	296	308
Rushing Attempts	53	43
Average Per Rush	5.6	7.2
Rushing Touchdowns	3	3
Yards Gained Rushing	324	339
Yards Lost Rushing	28	31
NET YARDS PASSING	9	209
Completions-Attempts-Int	1-5-1	7-10-0
Average Per Attempt	1.8	20.9
Average Per Completion	9.0	29.9
Passing Touchdowns	0	4
TOTAL OFFENSE YARDS	305	517
Total offense plays	58	53
Average Gain Per Play	5.3	9.8
Fumbles: Number-Lost	1-0	0-0
Penalties: Number-Yards	3-12	8-56
PUNTS-YARDS	3-100	2-47
Average Yards Per Punt	33.3	23.5
Net Yards Per Punt	31.7	23.5
Inside 20	0	0
50+ Yards	0	0
Touchbacks	0	0
Fair catch	0	0
KICKOFFS-YARDS	4-139	8-346
Average Yards Per Kickoff	34.8	43.2
Net Yards Per Kickoff	17.8	25.4
Touchbacks	0	1
Punt returns: Number-Yards-TD	0-0-0	1-5-0
Average Per Return	0.0	5.0
Kickoff returns: Number-Yds-TD	7-123-0	3-68-0
Average Per Return	17.6	22.7
Interceptions: Number-Yds-TD	0-0-0	1-6-0
Fumble Returns: Number-Yds-TD	0-0-0	0-0-0
Miscellaneous Yards	0	0
Possession Time	25:49	22:11
1st Quarter	6:19	5:41
2nd Quarter	5:16	6:44
3rd Quarter	7:22	4:38
4th Quarter	6:52	5:08
Third-Down Conversions	3 of 11	6 of 10
Fourth-Down Conversions	2 of 5	0 of 1
Red-Zone Scores-Chances	2-2	3-3
Touchdowns	2-2	3-3
Field goals	0-2	0-3
Sacks By: Number-Yards	3-26	4-20
PAT Kicks	2-3	4-5
Field Goals	0-0	0-0
Points off turnovers	0	8

Individual Statistics (Final)

The Automated ScoreBook

Northpoint Christian vs St. George's (Dec 03, 2015 at Cookeville, Tenn.)

Northpoint Christian

Rushing	No.	Gain	Loss	Net	TD	Lg	Avg
Christian Saulsberry	23	167	5	162	2	64	7.0
Nelson Fabrizius	25	120	23	97	1	42	3.9
Adam McPherson	3	24	0	24	0	14	8.0
Devin Davis	2	13	0	13	0	11	6.5
Totals	53	324	28	296	3	64	5.6

Passing	C-A-I	Yds	TD	Long	Sack
Nelson Fabrizius	1-5-1	9	0	9	4
Totals	1-5-1	9	0	9	4

Receiving	No.	Yards	TD	Long
Christian Saulsberry	1	9	0	9
Totals	1	9	0	9

Punting	No.	Yds	Avg	Long	In20	TB
Nelson Fabrizius	2	56	28.0	31	0	0
Bronson Henry	1	44	44.0	44	0	0
Totals	3	100	33.3	44	0	0

Returns	Punt			Kickoff			Intercept		
	No	Yds	Lg	No	Yds	Lg	No	Yds	Lg
Devin Davis	0	0	0	1	11	11	0	0	0
Drew Fabrizius	0	0	0	2	35	25	0	0	0
Jamison Patterson	0	0	0	1	9	9	0	0	0
Ben Hull	0	0	0	1	13	13	0	0	0
Adam McPherson	0	0	0	1	30	30	0	0	0
Christian Saulsberry	0	0	0	1	25	25	0	0	0
Totals	0	0	0	7	123	30	0	0	0

Field goals	Qtr	Time	Dist	Result
-------------	-----	------	------	--------

Kickoffs	No.	Yards	Avg	TB	OB
Waddell, Brock	4	139	34.8	0	1

All-purpose	Run	Rcv	KR	PR	IR	Total
Christian Saulsberry	162	9	25	0	0	196
Nelson Fabrizius	97	0	0	0	0	97
Adam McPherson	24	0	30	0	0	54
Drew Fabrizius	0	0	35	0	0	35

St. George's

Rushing	No.	Gain	Loss	Net	TD	Lg	Avg
Chase Hayden	26	267	1	266	1	65	10.2
Ben Glass	13	69	26	43	2	15	3.3
Corey Jones	1	3	0	3	0	3	3.0
TEAM	3	0	4	-4	0	0	-1.3
Totals	43	339	31	308	3	65	7.2

Passing	C-A-I	Yds	TD	Long	Sack
Ben Glass	7-10-0	209	4	68	3
Totals	7-10-0	209	4	68	3

Receiving	No.	Yards	TD	Long
Corey Jones	5	169	2	68
Noah Pope	1	31	1	31
Christian Lenoir	1	9	1	9
Totals	7	209	4	68

Punting	No.	Yds	Avg	Long	In20	TB
Will Patterson	2	47	23.5	33	0	0
Totals	2	47	23.5	33	0	0

Returns	Punt			Kickoff			Intercept		
	No	Yds	Lg	No	Yds	Lg	No	Yds	Lg
Corey Jones	1	5	5	0	0	0	0	0	0
James Cayce	0	0	0	1	26	26	0	0	0
Met Proctor	0	0	0	1	31	31	0	0	0
Will Patterson	0	0	0	1	11	11	1	6	6
Totals	1	5	5	3	68	31	1	6	6

Field goals	Qtr	Time	Dist	Result
-------------	-----	------	------	--------

Kickoffs	No.	Yards	Avg	TB	OB
Graham Hawthorne	8	346	43.2	1	0

All-purpose	Run	Rcv	KR	PR	IR	Total
Chase Hayden	266	0	0	0	0	266
Corey Jones	3	169	0	5	0	177
Ben Glass	43	0	0	0	0	43
Noah Pope	0	31	0	0	0	31

FUMBLES: Northpoint Christian-Nelson Fabrizius 1-0. St. George's-None.

Defensive Statistics (Final)
The Automated ScoreBook

Northpoint Christian vs St. George's (Dec 03, 2015 at Cookeville, Tenn.)

#	Northpoint Christia	Solo	Ast	Total	Sacks-Yds	TFL-Yds	FF	FR-Yds	Int-Yds	BrUp	Blks	QBH
52	Nathan Tatko	6	7	13	0.5-4	0.5-4	-	-	-	-	-	-
5	Tyree Bryant	5	4	9	2.0-20	2.0-20	-	-	-	-	-	-
45	Jamison Patterson	3	3	6	-	-	-	-	-	-	-	-
24	Drew Fabrizio	3	2	5	-	1.0-1	-	-	-	-	-	-
44	Garrison Bolling	4	0	4	-	-	-	-	-	-	-	-
76	Jon Carlson	2	1	3	0.5-2	0.5-2	-	-	-	-	-	-
2	Christian Saulsberry	2	0	2	-	-	-	-	-	-	-	-
21	Devin Davis	2	0	2	-	-	-	-	-	-	-	-
34	Keon Perkins	2	0	2	-	-	-	-	-	-	-	-
10	Blake Hardin	2	0	2	-	-	-	-	-	-	-	-
84	Waddell, Brock	1	1	2	-	-	-	-	-	-	-	-
22	Matthew Whiting	0	2	2	-	-	-	-	-	-	-	-
7	Myles McCaskill	1	0	1	-	-	-	-	-	-	-	-
9	Collin Tatko	1	0	1	-	-	-	-	-	-	-	-
27	Trevor Wills	0	1	1	-	-	-	-	-	-	-	-
55	Tyler Morris	0	1	1	-	-	-	-	-	-	-	-
Totals		34	22	56	3.0-26	4.0-27	0	0-0	0-0	0	0	0

#	St. George's	Solo	Ast	Total	Sacks-Yds	TFL-Yds	FF	FR-Yds	Int-Yds	BrUp	Blks	QBH
6	Noah Pope	12	2	14	4.0-20	5.5-22	-	-	-	-	-	-
20	Alston Foster	7	1	8	-	-	-	-	-	-	-	-
11	Will Patterson	6	2	8	-	-	-	-	1-6	-	-	-
9	Shon Wooten	5	0	5	-	1.0-1	-	-	-	-	-	-
51	Jake Lindow	3	2	5	-	1.0-1	-	-	-	-	-	-
23	Nick Bourdeau	4	0	4	-	-	-	-	-	-	-	-
54	Spencer Glass	3	0	3	-	-	-	-	-	-	-	-
60	Graham Hawthorne	3	0	3	-	-	-	-	-	-	-	-
1	Corey Jones	2	1	3	-	-	-	-	-	-	-	-
74	Scholfeld	2	0	2	-	-	1	-	-	-	-	-
2	Chase Hayden	1	1	2	-	-	-	-	-	-	-	-
28	Christian Lenoir	1	1	2	-	-	-	-	-	-	-	-
66	Ryan Young	0	2	2	-	0.5-1	-	-	-	-	-	-
33	Colin Truitt	1	0	1	-	-	-	-	-	-	-	-
45	Austin Wall	1	0	1	-	-	-	-	-	-	-	-
32	Carson Reaves	1	0	1	-	-	-	-	-	-	-	-
Totals		52	12	64	4.0-20	8.0-25	1	0-0	1-6	0	0	0

Drive Chart (By Team) (Final)

The Automated ScoreBook

Northpoint Christian vs St. George's (Dec 03, 2015 at Cookeville, Tenn.)

Team	Qtr	Drive Started			Drive Ended			Consumed	
		Spot	Time	Obtained	Spot	Time	How lost	PI - Yds	TOP
NORTH	1st	N36	10:57	Kickoff	S00	10:38	*TOUCHDOWN	1 - 64	0:19
NORTH		N30	10:13	Kickoff	N37	08:22	Punt	3 - 7	1:51
NORTH		N42	06:15	Punt	S00	02:06	*TOUCHDOWN	11 - 58	4:09
NORTH	2nd	N29	10:43	Downs	N29	09:22	Punt	3 - 0	1:21
NORTH		N20	06:11	Kickoff	S48	03:05	Punt	5 - 32	3:06
NORTH		N34	00:49	Kickoff	N38	00:00	End of half	2 - 4	0:49
NORTH	3rd	N48	12:00	Kickoff	S31	09:31	Downs	6 - 21	2:29
NORTH		N47	06:51	Punt	N47	06:28	Interception	2 - 0	0:23
NORTH		N35	05:19	Kickoff	S35	00:49	Downs	11 - 30	4:30
NORTH	4th	N33	11:14	Kickoff	S32	08:04	Downs	9 - 35	3:10
NORTH		N41	05:23	Kickoff	S00	01:41	*TOUCHDOWN	5 - 59	3:42

Northpoint Christian	1st Qtr	2nd Qtr	3rd Qtr	4th Qtr	1st Half	2nd Half	Total
Time of possession	06:19	05:16	07:22	06:52	11:35	14:14	25:49
3rd down conversions	2-4	0-2	0-3	1-2	2-6	1-5	3-11
Average field position	N36	N27	N43	N37	N31	N40	N35
4th down conversions	1-1	0-0	1-3	0-1	1-1	1-4	2-5

Team	Qtr	Drive Started			Drive Ended			Consumed	
		Spot	Time	Obtained	Spot	Time	How lost	PI - Yds	TOP
SGIS	1st	N49	12:00	Kickoff	N00	10:57	*TOUCHDOWN	3 - 49	1:03
SGIS		S32	10:38	Kickoff	N00	10:13	*TOUCHDOWN	2 - 68	0:25
SGIS		S32	08:22	Punt	S25	06:15	Punt	3 - (7)	2:07
SGIS		S39	02:06	Kickoff	N29	10:43	Downs	8 - 32	3:23
SGIS	2nd	S27	09:22	Punt	N00	06:11	*TOUCHDOWN	7 - 73	3:11
SGIS		S28	03:05	Punt	N00	00:49	*TOUCHDOWN	8 - 72	2:16
SGIS	3rd	S40	12:00	Possession	S40	12:00	Kickoff	0 - 0	0:00
SGIS		S31	09:31	Downs	S39	06:51	Punt	5 - 8	2:40
SGIS		S48	06:28	Interception	N00	05:19	*TOUCHDOWN	4 - 52	1:09
SGIS		S35	00:49	Downs	N00	11:14	*TOUCHDOWN	3 - 65	1:35
SGIS	4th	S32	08:04	Downs	N00	05:23	*TOUCHDOWN	7 - 68	2:41
SGIS		S47	01:41	Kickoff	S43	00:00	End of half	3 - (4)	1:41

St. George's	1st Qtr	2nd Qtr	3rd Qtr	4th Qtr	1st Half	2nd Half	Total
Time of possession	05:41	06:44	04:38	05:08	12:25	09:46	22:11
3rd down conversions	1-2	2-3	1-2	2-3	3-5	3-5	6-10
Average field position	S38	S27	S38	S39	S34	S38	S36
4th down conversions	0-0	0-1	0-0	0-0	0-1	0-0	0-1

Drive Chart (By Quarter) (Final)
The Automated ScoreBook
Northpoint Christian vs St. George's (Dec 03, 2015 at Cookeville, Tenn.)

Team	Qtr	Drive Started			Drive Ended			Consumed	
		Spot	Time	Obtained	Spot	Time	How lost	PI - Yds	TOP
SGIS	1st	N49	12:00	Kickoff	N00	10:57	*TOUCHDOWN	3 - 49	1:03
NORTH		N36	10:57	Kickoff	S00	10:38	*TOUCHDOWN	1 - 64	0:19
SGIS		S32	10:38	Kickoff	N00	10:13	*TOUCHDOWN	2 - 68	0:25
NORTH		N30	10:13	Kickoff	N37	08:22	Punt	3 - 7	1:51
SGIS		S32	08:22	Punt	S25	06:15	Punt	3 - (7)	2:07
NORTH		N42	06:15	Punt	S00	02:06	*TOUCHDOWN	11 - 58	4:09
SGIS	2nd	S39	02:06	Kickoff	N29	10:43	Downs	8 - 32	3:23
NORTH		N29	10:43	Downs	N29	09:22	Punt	3 - 0	1:21
SGIS		S27	09:22	Punt	N00	06:11	*TOUCHDOWN	7 - 73	3:11
NORTH		N20	06:11	Kickoff	S48	03:05	Punt	5 - 32	3:06
SGIS		S28	03:05	Punt	N00	00:49	*TOUCHDOWN	8 - 72	2:16
NORTH		N34	00:49	Kickoff	N38	00:00	End of half	2 - 4	0:49
SGIS	3rd	S40	12:00	Possession	S40	12:00	Kickoff	0 - 0	0:00
NORTH		N48	12:00	Kickoff	S31	09:31	Downs	6 - 21	2:29
SGIS		S31	09:31	Downs	S39	06:51	Punt	5 - 8	2:40
NORTH		N47	06:51	Punt	N47	06:28	Interception	2 - 0	0:23
SGIS		S48	06:28	Interception	N00	05:19	*TOUCHDOWN	4 - 52	1:09
NORTH		N35	05:19	Kickoff	S35	00:49	Downs	11 - 30	4:30
SGIS	4th	S35	00:49	Downs	N00	11:14	*TOUCHDOWN	3 - 65	1:35
NORTH		N33	11:14	Kickoff	S32	08:04	Downs	9 - 35	3:10
SGIS		S32	08:04	Downs	N00	05:23	*TOUCHDOWN	7 - 68	2:41
NORTH		N41	05:23	Kickoff	S00	01:41	*TOUCHDOWN	5 - 59	3:42
SGIS		S47	01:41	Kickoff	S43	00:00	End of half	3 - (4)	1:41

Play-by-Play Summary (1st quarter)

Northpoint Christian vs St. George's (Dec 03, 2015 at Cookeville, Tenn.)

Captains for St. George: 72, 66, 2, 6

Captains for Northpoint: 2, 5, 56, 55

St. George has won the toss. They will receive the football.

Waddell kickoff 35 yards to the SGIS25, Cayce return 26 yards to the NORTH49 (Whiting; Waddell).

1-10	North 49	Hayden rush for 3 yards to the NORTH46 (Bryant).	
2-7	North 46	Hayden rush for 31 yards to the NORTH15, 1ST DOWN SGIS, out-of-bounds (Hardin).	R1
1-10	North 15	B. Glass rush for 15 yards to the NORTH0, 1ST DOWN SGIS, TOUCHDOWN, clock 10:57.	R2
1-G	North 03	Hawthorne kick attempt good.	

St. George's 7, Northpoint Christian 0

3 plays, 49 yards, 1:03

Hawthorne kickoff 34 yards to the NORTH26, D. Fabrizio return 10 yards to the NORTH36 (Wall).

NORTHPOINT CHRISTIAN drive start at 10:57.

1-10	North 36	Saulsberry rush for 64 yards to the SGIS0, 1ST DOWN NORTH, TOUCHDOWN, clock 10:38.	R1
1-G	Sgis 03	Waddell kick attempt good.	

St. George's 7, Northpoint Christian 7

1 play, 64 yards, 0:19

Waddell kickoff 39 yards to the SGIS21, Patterson return 11 yards to the SGIS32 (Patterson; Wills).

ST. GEORGE'S drive start at 10:38.

1-10	Sgis 32	Jones rush for 3 yards to the SGIS35, out-of-bounds (Bryant).	
2-7	Sgis 35	Hayden rush for 65 yards to the NORTH0, 1ST DOWN SGIS, TOUCHDOWN, clock 10:13.	R3
1-G	North 03	Hawthorne kick attempt failed.	

St. George's 13, Northpoint Christian 7

2 plays, 68 yards, 0:25

Hawthorne kickoff 41 yards to the NORTH19, Davis return 11 yards to the NORTH30 (Foster).

NORTHPOINT CHRISTIAN drive start at 10:13.

1-10	North 30	N. Fabrizio rush for 3 yards to the NORTH33 (Hawthorne).	
2-7	North 33	Saulsberry rush for loss of 1 yard to the NORTH32 (Pope).	
3-8	North 32	N. Fabrizio rush for 5 yards to the NORTH37 (Bourdeau).	

Sideline warning against St. George.

4-3	North 37	N. Fabrizio punt 31 yards to the SGIS32, downed.	
<i>3 plays, 7 yards, 1:51</i>			

ST. GEORGE'S drive start at 08:22.

1-10	Sgis 32	Hayden rush for 5 yards to the SGIS37 (N. Tatko).	
2-5	Sgis 37	B. Glass sacked for loss of 3 yards to the SGIS34 (J. Carlson; Bryant).	
3-8	Sgis 34	B. Glass sacked for loss of 9 yards to the SGIS25 (Bryant; N. Tatko).	
4-17	Sgis 25	Patterson punt 33 yards to the NORTH42, downed.	

3 plays, minus 7 yards, 2:07

NORTHPOINT CHRISTIAN drive start at 06:15.

1-10	North 42	Saulsberry rush for 5 yards to the NORTH47 (Pope; Young).	
2-5	North 47	N. Fabrizio rush for 4 yards to the SGIS49 (Hawthorne).	
3-1	Sgis 49	N. Fabrizio rush for 8 yards to the SGIS41, 1ST DOWN NORTH (Foster).	R2
1-10	Sgis 41	Saulsberry rush for loss of 2 yards to the SGIS43 (Pope; Young).	
2-12	Sgis 43	N. Fabrizio rush for 8 yards to the SGIS35, out-of-bounds (Lenoir).	
3-4	Sgis 35	N. Fabrizio rush for 3 yards to the SGIS32 (S. Wooten).	
4-1	Sgis 32	N. Fabrizio rush for 4 yards to the SGIS28, 1ST DOWN NORTH (Patterson).	R3
1-10	Sgis 28	Saulsberry rush for 20 yards to the SGIS8, 1ST DOWN NORTH (Jones).	R4
1-G	Sgis 08	Saulsberry rush for 2 yards to the SGIS6 (Bourdeau).	
2-G	Sgis 06	N. Fabrizio rush for 3 yards to the SGIS3 (Pope).	
3-G	Sgis 03	N. Fabrizio rush for 3 yards to the SGIS0, TOUCHDOWN, clock 02:06.	
1-G	Sgis 03	Waddell kick attempt good.	

Northpoint Christian 14, St. George's 13

11 plays, 58 yards, 4:09

Waddell kickoff 52 yards to the SGIS8, Proctor return 31 yards to the SGIS39 (Waddell).

ST. GEORGE'S drive start at 02:06.

1-10	Sgis 39	Hayden rush for 13 yards to the NORTH48, 1ST DOWN SGIS (D. Fabrizio).	R4
1-10	North 48	B. Glass rush for 5 yards to the NORTH43 (Perkins).	
2-5	North 43	Hayden rush for 2 yards to the NORTH41 (J. Carlson).	
3-3	North 41	Hayden rush for 6 yards to the NORTH35, 1ST DOWN SGIS (D. Fabrizio; N. Tatko).	R5

END OF 1st QUARTER: Northpoint Christian 14, St. George's 13

Quarter Summary	Score	Time Poss	1st Downs				Conversions		Rushing	Passing	Penalties
			R	P	X	T	3rd	4th			
Northpoint Christian	14	06:19	4	0	0	4	2-4	1-1	15-129	0-0-0-0	0-0
St. George's	13	05:41	5	0	0	5	0-1	0-0	12-136	0-0-0-0	0-0

Quickie Statistics (1st quarter)
Northpoint Christian vs St. George's (Dec 03, 2015 at Cookeville, Tenn.)

	NORTH	SGIS
Score	14	13
FIRST DOWNS	4	5
RUSHES-YARDS (NET)	15-129	12-136
PASSING YDS (NET)	0	0
Passes Att-Comp-Int	0-0-0	0-0-0
TOTAL OFFENSE PLAYS-YARDS	15-129	12-136
Fumble Returns-Yards	0-0	0-0
Punt Returns-Yards	0-0	0-0
Kickoff Returns-Yards	2-21	3-68
Interception Returns-Yards	0-0	0-0
Punts (Number-Avg)	1-31.0	1-33.0
Fumbles-Lost	0-0	0-0
Penalties-Yards	0-0	0-0
Possession Time	06:19	05:41
Third-Down Conversions	2 of 4	1 of 2
Fourth-Down Conversions	1 of 1	0 of 0

Northpoint Christian

Rushing	No.	Gain	Loss	Net	TD	Lg	Avg
Christian Saulsberry	6	91	3	88	1	64	14.7
Nelson Fabrizious	9	41	0	41	1	8	4.6

Passing	C-A-I	Yds	TD	Long	Sack
---------	-------	-----	----	------	------

Receiving	No.	Yards	TD	Long
-----------	-----	-------	----	------

Punting	No.	Yds	Avg	Long	In20	TB
Nelson Fabrizious	1	31	31.0	31	0	0

Punt Returns	No.	Yards	TD	Long
--------------	-----	-------	----	------

Kick Returns	No.	Yards	TD	Long
Devin Davis	1	11	0	11
Drew Fabrizious	1	10	0	10

Tackles	UA-A	Total	Sacks	TFL
Tyree Bryant	2-2	4	1.0	1.0
Nathan Tatko	1-2	3	0.5	0.5
Waddell, Brock	1-1	2	0.0	0.0
Drew Fabrizious	1-1	2	0.0	0.0

St. George's

Rushing	No.	Gain	Loss	Net	TD	Lg	Avg
Chase Hayden	7	125	0	125	1	65	17.9
Ben Glass	4	20	12	8	1	15	2.0
Corey Jones	1	3	0	3	0	3	3.0

Passing	C-A-I	Yds	TD	Long	Sack
Ben Glass	0-0-0	0	0	0	2

Receiving	No.	Yards	TD	Long
-----------	-----	-------	----	------

Punting	No.	Yds	Avg	Long	In20	TB
Will Patterson	1	33	33.0	33	0	0

Punt Returns	No.	Yards	TD	Long
--------------	-----	-------	----	------

Kick Returns	No.	Yards	TD	Long
Will Patterson	1	11	0	11
James Cayce	1	26	0	26

Tackles	UA-A	Total	Sacks	TFL
Noah Pope	2-2	4	0.0	1.5
Alston Foster	2-0	2	0.0	0.0
Nick Bourdeau	2-0	2	0.0	0.0
Graham Hawthorn	2-0	2	0.0	0.0

Qtr	Time	Scoring Play	V-H
1st	10:57	SGIS - Ben Glass 15 yd run (Graham Hawthorne kick), 3-49 1:03	0 - 7
	10:38	NORTH - Christian Saulsberry 64 yd run (Waddell, Brock kick), 1-64 0:19	7 - 7
	10:13	SGIS - Chase Hayden 65 yd run (Graham Hawthorne kick failed), 2-68 0:25	7 - 13
	02:06	NORTH - Nelson Fabrizious 3 yd run (Waddell, Brock kick), 11-58 4:09	14 - 13

Play-by-Play Summary (2nd quarter)

Northpoint Christian vs St. George's (Dec 03, 2015 at Cookeville, Tenn.)

1-10 North 35 Start of 2nd quarter, clock 12:00.
 1-10 North 35 B. Glass pass incomplete to Pope.
 2-10 North 35 Hayden rush for 4 yards to the NORTH31 (Bryant).
 3-6 North 31 Hayden rush for 2 yards to the NORTH29 (N. Tatko; Bryant).
 4-4 North 29 B. Glass pass incomplete to Pope.

8 plays, 32 yards, 3:23

NORTHPOINT CHRISTIAN drive start at 10:43.

1-10 North 29 Timeout St. George's, clock 10:43.
 1-10 North 29 Saulsberry rush for 2 yards to the NORTH31 (Foster).
 2-8 North 31 Saulsberry rush for 3 yards to the NORTH34 (S. Wooten).
 3-5 North 34 N. Fabrizio pass incomplete to C. Tatko.
 4-5 North 34 PENALTY NORTH delay of game (Henry) 5 yards to the NORTH29.
 4-10 North 29 Henry punt 44 yards to the SGIS27, downed.

3 plays, 0 yards, 1:21

ST. GEORGE'S drive start at 09:22.

1-10 Sgis 27 B. Glass rush for 7 yards to the SGIS34 (Bolling).
 2-3 Sgis 34 Hayden rush for 5 yards to the SGIS39, 1ST DOWN SGIS (Bryant; N. Tatko). R6
 1-10 Sgis 39 B. Glass rush for 5 yards to the SGIS44 (N. Tatko).
 2-5 Sgis 44 Hayden rush for 8 yards to the NORTH48, 1ST DOWN SGIS (Patterson). R7
 1-10 North 48 PENALTY SGIS false start (Hawthorne) 6 yards to the SGIS46.
 1-16 Sgis 46 B. Glass rush for 3 yards to the SGIS49 (J. Carlson).
 2-13 Sgis 49 Hayden rush for 20 yards to the NORTH31, 1ST DOWN SGIS (Bolling). R8
 1-10 North 31 Timeout Northpoint Christian, clock 06:19.
 1-10 North 31 B. Glass pass complete to Pope for 31 yards to the NORTH0, 1ST DOWN SGIS, TOUCHDOWN, clock 06:11. P9
 1-G North 03 Hawthorne kick attempt good.

St. George's 20, Northpoint Christian 14

7 plays, 73 yards, 3:11

Hawthorne kickoff 60 yards to the NORTH0, touchback.

NORTHPOINT CHRISTIAN drive start at 06:11.

1-10 North 20 N. Fabrizio rush for 13 yards to the NORTH33, 1ST DOWN NORTH (Pope). R5
 1-10 North 33 Davis rush for 11 yards to the NORTH44, 1ST DOWN NORTH (Bourdeau). R6
 1-10 North 44 Timeout St. George's, clock 05:18.
 1-10 North 44 Davis rush for 2 yards to the NORTH46 (Lindow).
 2-8 North 46 N. Fabrizio rush for 2 yards to the NORTH48 (S. Glass).
 3-6 North 48 Timeout Northpoint Christian, clock 04:01.
 3-6 North 48 N. Fabrizio rush for 4 yards to the SGIS48 (S. Glass).
 4-2 Sgis 48 N. Fabrizio punt 25 yards to the SGIS23, Jones return 5 yards to the SGIS28 (C. Tatko).

5 plays, 32 yards, 3:06

ST. GEORGE'S drive start at 03:05.

1-10 Sgis 28 Hayden rush for 3 yards to the SGIS31 (Morris; N. Tatko).
 2-7 Sgis 31 Hayden rush for 23 yards to the NORTH46, 1ST DOWN SGIS, out-of-bounds (McCaskill). R10
 1-10 North 46 B. Glass pass incomplete to D. Smith.
 2-10 North 46 B. Glass pass complete to Pope for 46 yards to the NORTH0, clock 02:03, PENALTY SGIS ineligible downfield on pass (78) 5 yards to the SGIS49, NO PLAY.
 2-15 Sgis 49 Timeout Northpoint Christian, clock 02:03.
 2-15 Sgis 49 PENALTY SGIS false start (Patterson) 5 yards to the SGIS44.
 2-20 Sgis 44 B. Glass rush for 9 yards to the NORTH47, out-of-bounds (Patterson).
 3-11 North 47 B. Glass pass complete to Jones for 39 yards to the NORTH8, 1ST DOWN SGIS (Hardin). P11
 1-G North 08 Hayden rush for 5 yards to the NORTH3 (Perkins).
 2-G North 03 Hayden rush for 1 yard to the NORTH2 (N. Tatko).
 3-G North 02 B. Glass rush for 2 yards to the NORTH0, TOUCHDOWN, clock 00:49.
 1-G North 03 Smith rush attempt good.

St. George's 28, Northpoint Christian 14

8 plays, 72 yards, 2:16

Hawthorne kickoff 56 yards to the NORTH4, McPherson return 30 yards to the NORTH34 (Reaves).

NORTHPOINT CHRISTIAN drive start at 00:49.

1-10 North 34 Saulsberry rush for 2 yards to the NORTH36 (Bourdeau).
 2-8 North 36 N. Fabrizio rush for 2 yards to the NORTH38 (Patterson).
 End of half, clock 00:00.

2 plays, 4 yards, 0:49

END OF 2nd QUARTER: St. George's 28, Northpoint Christian 14

Quarter Summary	Score	Time Poss	1st Downs				Conversions		Rushing	Passing	Penalties
			R	P	X	T	3rd	4th			
Northpoint Christian	0	05:16	2	0	0	2	0-2	0-0	9-41	0-1-0-0	1-5
St. George's	15	06:44	4	2	0	6	2-3	0-1	14-97	2-5-0-70	3-16

Quickie Statistics (Halftime)

Northpoint Christian vs St. George's (Dec 03, 2015 at Cookeville, Tenn.)

	NORTH	SGIS
Score	14	28
FIRST DOWNS	6	11
RUSHES-YARDS (NET)	24-170	26-233
PASSING YDS (NET)	0	70
Passes Att-Comp-Int	1-0-0	5-2-0
TOTAL OFFENSE PLAYS-YARDS	25-170	31-303
Fumble Returns-Yards	0-0	0-0
Punt Returns-Yards	0-0	1-5
Kickoff Returns-Yards	3-51	3-68
Interception Returns-Yards	0-0	0-0
Punts (Number-Avg)	3-33.3	1-33.0
Fumbles-Lost	0-0	0-0
Penalties-Yards	1-5	3-16
Possession Time	11:35	12:25
Third-Down Conversions	2 of 6	3 of 5
Fourth-Down Conversions	1 of 1	0 of 1

Northpoint Christian

Rushing	No.	Gain	Loss	Net	TD	Lg	Avg
Christian Saulsberry	9	98	3	95	1	64	10.6
Nelson Fabrizius	13	62	0	62	1	13	4.8
Devin Davis	2	13	0	13	0	11	6.5

Passing	C-A-I	Yds	TD	Long	Sack
Nelson Fabrizius	0-1-0	0	0	0	0

Receiving	No.	Yards	TD	Long
-----------	-----	-------	----	------

Punting	No.	Yds	Avg	Long	In20	TB
Nelson Fabrizius	2	56	28.0	31	0	0
Bronson Henry	1	44	44.0	44	0	0

Punt Returns	No.	Yards	TD	Long
--------------	-----	-------	----	------

Kick Returns	No.	Yards	TD	Long
Devin Davis	1	11	0	11
Drew Fabrizius	1	10	0	10

Tackles	UA-A	Total	Sacks	TFL
Nathan Tatko	3-5	8	0.5	0.5
Tyree Bryant	3-4	7	1.0	1.0
Jon Carlson	2-1	3	0.5	0.5
Jamison Patterson	2-1	3	0.0	0.0

St. George's

Rushing	No.	Gain	Loss	Net	TD	Lg	Avg
Chase Hayden	16	196	0	196	1	65	12.2
Ben Glass	9	46	12	34	2	15	3.8
Corey Jones	1	3	0	3	0	3	3.0

Passing	C-A-I	Yds	TD	Long	Sack
Ben Glass	2-5-0	70	1	39	2

Receiving	No.	Yards	TD	Long
Corey Jones	1	39	0	39
Noah Pope	1	31	1	31

Punting	No.	Yds	Avg	Long	In20	TB
Will Patterson	1	33	33.0	33	0	0

Punt Returns	No.	Yards	TD	Long
Corey Jones	1	5	0	5

Kick Returns	No.	Yards	TD	Long
Will Patterson	1	11	0	11
James Cayce	1	26	0	26

Tackles	UA-A	Total	Sacks	TFL
Noah Pope	3-2	5	0.0	1.5
Nick Bourdeau	4-0	4	0.0	0.0
Alston Foster	3-0	3	0.0	0.0
Will Patterson	2-0	2	0.0	0.0

Qtr	Time	Scoring Play	V-H
1st	10:57	SGIS - Ben Glass 15 yd run (Graham Hawthorne kick), 3-49 1:03	0 - 7
	10:38	NORTH - Christian Saulsberry 64 yd run (Waddell, Brock kick), 1-64 0:19	7 - 7
	10:13	SGIS - Chase Hayden 65 yd run (Graham Hawthorne kick failed), 2-68 0:25	7 - 13
	02:06	NORTH - Nelson Fabrizius 3 yd run (Waddell, Brock kick), 11-58 4:09	14 - 13
2nd	06:11	SGIS - Noah Pope 31 yd pass from Ben Glass (Graham Hawthorne kick), 7-73 3:11	14 - 20
	00:49	SGIS - Ben Glass 2 yd run (Spencer Smith rush), 8-72 2:16	14 - 28

Play-by-Play Summary (3rd quarter)

Northpoint Christian vs St. George's (Dec 03, 2015 at Cookeville, Tenn.)

Start of 3rd quarter, clock 12:00.

3-6 North 38 Change of possession, SGIS ball on SGIS40, 1st and 10.

ST. GEORGE'S drive start at 12:00.

Hawthorne kickoff 37 yards to the NORTH23, D. Fabrizio return 25 yards to the NORTH48 (Foster).

NORTHPOINT CHRISTIAN drive start at 12:00.

1-10 North 48 Saulsberry rush for 2 yards to the 50 yardline (Patterson;Lenoir).

2-8 North 50 Saulsberry rush for 10 yards to the SGIS40, 1ST DOWN NORTH (Patterson).

R7

1-10 Sgis 40 N. Fabrizio rush for 5 yards to the SGIS35 (Hawthorne).

2-5 Sgis 35 Saulsberry rush for 4 yards to the SGIS31 (Pope).

3-1 Sgis 31 Saulsberry rush for loss of 1 yard to the SGIS32 (S. Wooten).

4-2 Sgis 32 N. Fabrizio rush for 1 yard to the SGIS31 (Foster).

6 plays, 21 yards, 2:29

ST. GEORGE'S drive start at 09:31.

1-10 Sgis 31 Hayden rush for 7 yards to the SGIS38 (Saulsberry).

Sideline warning against Northpoint.

2-3 Sgis 38 PENALTY SGIS false start (Patterson) 5 yards to the SGIS33.

2-8 Sgis 33 B. Glass rush for 8 yards to the SGIS41, 1ST DOWN SGIS (D. Fabrizio;N. Tatko).

R12

1-10 Sgis 41 Hayden rush for 1 yard to the SGIS42 (N. Tatko).

2-9 Sgis 42 B. Glass sacked for loss of 14 yards to the SGIS28 (Bryant).

3-23 Sgis 28 B. Glass pass complete to Jones for 11 yards to the SGIS39 (Whiting;Patterson).

4-12 Sgis 39 Patterson punt 14 yards to the NORTH47, downed.

5 plays, 8 yards, 2:40

NORTHPOINT CHRISTIAN drive start at 06:51.

1-10 North 47 N. Fabrizio pass incomplete to McCaskill.

2-10 North 47 N. Fabrizio pass intercepted by Patterson at the SGIS42, Patterson return 6 yards to the SGIS48 (Saulsberry).

2 plays, 0 yards, 0:23

ST. GEORGE'S drive start at 06:28.

1-10 Sgis 48 Hayden rush for 2 yards to the 50 yardline (Bolling).

2-8 Sgis 50 Hayden rush for loss of 1 yard to the SGIS49, out-of-bounds (D. Fabrizio).

3-9 Sgis 49 B. Glass pass complete to Jones for 24 yards to the NORTH27, 1ST DOWN SGIS (N. Tatko).

P13

1-10 North 27 B. Glass pass complete to Jones for 27 yards to the NORTH0, 1ST DOWN SGIS, TOUCHDOWN, clock 05:19.

P14

1-G North 03 Smith pass attempt failed, PENALTY NORTH pass interference (Whiting) 2 yards to the NORTH1, NO PLAY.

1-G North 01 Hayden rush attempt good.

St. George's 36, Northpoint Christian 14

4 plays, 52 yards, 1:09

Hawthorne kickoff 50 yards to the NORTH10, Saulsberry return 25 yards to the NORTH35 (Foster).

NORTHPOINT CHRISTIAN drive start at 05:19.

1-10 North 35 McPherson rush for 14 yards to the NORTH49, 1ST DOWN NORTH, out-of-bounds (Patterson).

R8

1-10 North 49 McPherson rush for 9 yards to the SGIS42, out-of-bounds (S. Wooten).

2-1 Sgis 42 Saulsberry rush for 5 yards to the SGIS37, 1ST DOWN NORTH (Patterson;Lindow).

R9

1-10 Sgis 37 N. Fabrizio rush for 6 yards to the SGIS31 (Scholfield).

2-4 Sgis 31 Saulsberry rush for no gain to the SGIS31 (Pope).

3-4 Sgis 31 N. Fabrizio rush for no gain to the SGIS31, out-of-bounds (S. Wooten).

4-4 Sgis 31 Saulsberry rush for 6 yards to the SGIS25, 1ST DOWN NORTH (Hayden).

R10

1-10 Sgis 25 N. Fabrizio rush for 1 yard to the SGIS24, fumble forced by Scholfield, fumble by N. Fabrizio recovered by NORTH Saulsberry at SGIS28.

2-13 Sgis 28 N. Fabrizio sacked for loss of 2 yards to the SGIS30 (Pope).

3-15 Sgis 30 N. Fabrizio rush for no gain to the SGIS30 (Pope).

4-15 Sgis 30 N. Fabrizio sacked for loss of 5 yards to the SGIS35 (Pope).

11 plays, 30 yards, 4:30

ST. GEORGE'S drive start at 00:49.

1-10 Sgis 35 Hayden rush for 5 yards to the SGIS40 (Bryant), PENALTY SGIS holding (Lenoir) 10 yards to the SGIS25, NO PLAY.

1-20 Sgis 25 PENALTY SGIS false start (Hawthorne) 5 yards to the SGIS20.

1-25 Sgis 20 Hayden rush for 1 yard to the SGIS21 (Bryant).

END OF 3rd QUARTER: St. George's 36, Northpoint Christian 14

Quarter Summary	Score	Time Poss	1st Downs				Conversions		Rushing	Passing	Penalties
			R	P	X	T	3rd	4th			
Northpoint Christian	0	07:22	4	0	0	4	0-3	1-3	17-51	0-2-1-0	1-2
St. George's	8	04:38	1	2	0	3	1-2	0-0	7-4	3-3-0-62	3-20

Quickie Statistics (3rd quarter)

Northpoint Christian vs St. George's (Dec 03, 2015 at Cookeville, Tenn.)

	NORTH	SGIS
Score	14	36
FIRST DOWNS	10	14
RUSHES-YARDS (NET)	41-221	33-237
PASSING YDS (NET)	0	132
Passes Att-Comp-Int	3-0-1	8-5-0
TOTAL OFFENSE PLAYS-YARDS	44-221	41-369
Fumble Returns-Yards	0-0	0-0
Punt Returns-Yards	0-0	1-5
Kickoff Returns-Yards	5-101	3-68
Interception Returns-Yards	0-0	1-6
Punts (Number-Avg)	3-33.3	2-23.5
Fumbles-Lost	1-0	0-0
Penalties-Yards	2-7	6-36
Possession Time	18:57	17:03
Third-Down Conversions	2 of 9	4 of 7
Fourth-Down Conversions	2 of 4	0 of 1

Northpoint Christian

Rushing	No.	Gain	Loss	Net	TD	Lg	Avg
Christian Saulsberry	16	125	4	121	1	64	7.6
Nelson Fabrizius	21	74	10	64	1	13	3.0
Adam McPherson	2	23	0	23	0	14	11.5
Devin Davis	2	13	0	13	0	11	6.5

Passing	C-A-I	Yds	TD	Long	Sack
Nelson Fabrizius	0-3-1	0	0	0	2

Receiving	No.	Yards	TD	Long
-----------	-----	-------	----	------

Punting	No.	Yds	Avg	Long	In20	TB
Nelson Fabrizius	2	56	28.0	31	0	0
Bronson Henry	1	44	44.0	44	0	0

Punt Returns	No.	Yards	TD	Long
--------------	-----	-------	----	------

Kick Returns	No.	Yards	TD	Long
Drew Fabrizius	2	35	0	25
Adam McPherson	1	30	0	30

Tackles	UA-A	Total	Sacks	TFL
Nathan Tatko	5-6	11	0.5	0.5
Tyree Bryant	5-4	9	2.0	2.0
Jamison Patterson	2-2	4	0.0	0.0
Drew Fabrizius	2-2	4	0.0	1.0

St. George's

Rushing	No.	Gain	Loss	Net	TD	Lg	Avg
Chase Hayden	21	207	1	206	1	65	9.8
Ben Glass	11	54	26	28	2	15	2.5
Corey Jones	1	3	0	3	0	3	3.0

Passing	C-A-I	Yds	TD	Long	Sack
Ben Glass	5-8-0	132	2	39	3

Receiving	No.	Yards	TD	Long
Corey Jones	4	101	1	39
Noah Pope	1	31	1	31

Punting	No.	Yds	Avg	Long	In20	TB
Will Patterson	2	47	23.5	33	0	0

Punt Returns	No.	Yards	TD	Long
Corey Jones	1	5	0	5

Kick Returns	No.	Yards	TD	Long
Will Patterson	1	11	0	11
James Cayce	1	26	0	26

Tackles	UA-A	Total	Sacks	TFL
Noah Pope	8-2	10	2.0	3.5
Alston Foster	6-0	6	0.0	0.0
Will Patterson	4-2	6	0.0	0.0
Shon Wooten	5-0	5	0.0	1.0

Qtr	Time	Scoring Play	V-H
1st	10:57	SGIS - Ben Glass 15 yd run (Graham Hawthorne kick), 3-49 1:03	0 - 7
	10:38	NORTH - Christian Saulsberry 64 yd run (Waddell, Brock kick), 1-64 0:19	7 - 7
	10:13	SGIS - Chase Hayden 65 yd run (Graham Hawthorne kick failed), 2-68 0:25	7 - 13
	02:06	NORTH - Nelson Fabrizius 3 yd run (Waddell, Brock kick), 11-58 4:09	14 - 13
2nd	06:11	SGIS - Noah Pope 31 yd pass from Ben Glass (Graham Hawthorne kick), 7-73 3:11	14 - 20
	00:49	SGIS - Ben Glass 2 yd run (Spencer Smith rush), 8-72 2:16	14 - 28
3rd	05:19	SGIS - Corey Jones 27 yd pass from Ben Glass (Chase Hayden rush), 4-52 1:09	14 - 36

Play-by-Play Summary (4th quarter)

Northpoint Christian vs St. George's (Dec 03, 2015 at Cookeville, Tenn.)

2-24 Sgis 21 Start of 4th quarter, clock 12:00.
 2-24 Sgis 21 B. Glass rush for 11 yards to the SGIS32 (D. Fabrizio).
 3-13 Sgis 32 B. Glass pass complete to Jones for 68 yards to the NORTH0, 1ST DOWN SGIS, TOUCHDOWN, P15
 clock 11:14.
 1-G North 03 Hawthorne kick attempt good.

St. George's 43, Northpoint Christian 14

3 plays, 65 yards, 1:35

Hawthorne kickoff 36 yards to the NORTH24, Patterson return 9 yards to the NORTH33 (Truitt).

NORTHPOINT CHRISTIAN drive start at 11:14.

1-10 North 33 N. Fabrizio pass complete to Saulsberry for 9 yards to the NORTH42 (Pope).
 2-1 North 42 N. Fabrizio pass incomplete to Ceide.
 3-1 North 42 Saulsberry rush for 8 yards to the 50 yardline, 1ST DOWN NORTH (S. Glass). R11
 1-10 North 50 Saulsberry rush for 12 yards to the SGIS38, 1ST DOWN NORTH (Jones; Lindow). R12
 1-10 Sgis 38 N. Fabrizio rush for 4 yards to the SGIS34 (Lindow).
 2-6 Sgis 34 Saulsberry rush for loss of 1 yard to the SGIS35 (Lindow).
 3-7 Sgis 35 N. Fabrizio sacked for loss of 3 yards to the SGIS38 (Pope).
 4-10 Sgis 38 Timeout St. George's, clock 08:25.
 4-10 Sgis 38 N. Fabrizio sacked for loss of 10 yards to the SGIS48 (Pope), PENALTY SGIS face mask (Pope) 15 yards to the SGIS33.
 4-5 Sgis 33 4th and 5.
 4-5 Sgis 33 McPherson rush for 1 yard to the SGIS32 (Hayden; Foster).

9 plays, 35 yards, 3:10

ST. GEORGE'S drive start at 08:04.

1-10 Sgis 32 Hayden rush for 21 yards to the NORTH47, 1ST DOWN SGIS, out-of-bounds (Davis). R16
 1-10 North 47 Hayden rush for 5 yards to the NORTH42 (N. Tatko; Patterson).
 2-5 North 42 Hayden rush for 12 yards to the NORTH30, 1ST DOWN SGIS (Bolling). R17
 1-10 North 30 Hayden rush for no gain to the NORTH30 (J. Carlson), PENALTY SGIS IF 5 yards to the NORTH35, NO PLAY.
 1-15 North 35 Hayden rush for 18 yards to the NORTH17, 1ST DOWN SGIS (Davis). R18
 1-10 North 17 B. Glass rush for 4 yards to the NORTH13 (N. Tatko).
 2-6 North 13 Hayden rush for 4 yards to the NORTH9 (Patterson).
 3-2 North 09 B. Glass pass complete to Lenoir for 9 yards to the NORTH0, 1ST DOWN SGIS, TOUCHDOWN, P19
 clock 05:23.
 1-G North 03 Hawthorne kick attempt good.

St. George's 50, Northpoint Christian 14

7 plays, 68 yards, 2:41

Hawthorne kickoff 32 yards to the NORTH28, Hull return 13 yards to the NORTH41 (Foster).

NORTHPOINT CHRISTIAN drive start at 05:23.

The game clock will now run.

1-10 North 41 Saulsberry rush for 2 yards to the NORTH43 (Patterson).
 2-8 North 43 Saulsberry rush for 9 yards to the SGIS48, 1ST DOWN NORTH (Pope). R13
 1-10 Sgis 48 PENALTY NORTH false start (Bryant) 5 yards to the NORTH47.
 1-15 North 47 Saulsberry rush for 8 yards to the SGIS45 (Jones).
 2-7 Sgis 45 N. Fabrizio rush for 42 yards to the SGIS3, 1ST DOWN NORTH, out-of-bounds (Patterson). R14
 1-G Sgis 03 Saulsberry rush for 3 yards to the SGIS0, TOUCHDOWN, clock 01:41.
 1-G Sgis 03 Henry kick attempt failed.

The clock will now operate normally.

St. George's 50, Northpoint Christian 20

5 plays, 59 yards, 3:42

Waddell kickoff 13 yards to the SGIS47, out-of-bounds, SGIS ball on SGIS47.

ST. GEORGE'S drive start at 01:41.

1-10 Sgis 47 TEAM rush for loss of 1 yard to the SGIS46.
 2-11 Sgis 46 TEAM rush for loss of 1 yard to the SGIS45.
 3-12 Sgis 45 TEAM rush for loss of 2 yards to the SGIS43.
 End of game, clock 00:00.

3 plays, minus 4 yards, 1:41

FINAL SCORE: St. George's 50, Northpoint Christian 20

Quarter Summary	Score	Time Poss	1st Downs				Conversions		Rushing	Passing	Penalties
			R	P	X	T	3rd	4th			
Northpoint Christian	6	06:52	4	0	0	4	1-2	0-1	12-75	1-2-0-9	1-5
St. George's	14	05:08	3	2	0	5	2-3	0-0	10-71	2-2-0-77	2-20

Quickie Statistics (4th quarter)

Northpoint Christian vs St. George's (Dec 03, 2015 at Cookeville, Tenn.)

	NORTH	SGIS
Score	20	50
FIRST DOWNS	14	19
RUSHES-YARDS (NET)	53-296	43-308
PASSING YDS (NET)	9	209
Passes Att-Comp-Int	5-1-1	10-7-0
TOTAL OFFENSE PLAYS-YARDS	58-305	53-517
Fumble Returns-Yards	0-0	0-0
Punt Returns-Yards	0-0	1-5
Kickoff Returns-Yards	7-123	3-68
Interception Returns-Yards	0-0	1-6
Punts (Number-Avg)	3-33.3	2-23.5
Fumbles-Lost	1-0	0-0
Penalties-Yards	3-12	8-56
Possession Time	25:49	22:11
Third-Down Conversions	3 of 11	6 of 10
Fourth-Down Conversions	2 of 5	0 of 1

Northpoint Christian

Rushing	No.	Gain	Loss	Net	TD	Lg	Avg
Christian Saulsberry	23	167	5	162	2	64	7.0
Nelson Fabrizius	25	120	23	97	1	42	3.9
Adam McPherson	3	24	0	24	0	14	8.0
Devin Davis	2	13	0	13	0	11	6.5

Passing	C-A-I	Yds	TD	Long	Sack
Nelson Fabrizius	1-5-1	9	0	9	4

Receiving	No.	Yards	TD	Long
Christian Saulsberry	1	9	0	9

Punting	No.	Yds	Avg	Long	In20	TB
Nelson Fabrizius	2	56	28.0	31	0	0
Bronson Henry	1	44	44.0	44	0	0

Punt Returns	No.	Yards	TD	Long
--------------	-----	-------	----	------

Kick Returns	No.	Yards	TD	Long
Drew Fabrizius	2	35	0	25
Adam McPherson	1	30	0	30

Tackles	UA-A	Total	Sacks	TFL
Nathan Tatko	6-7	13	0.5	0.5
Tyree Bryant	5-4	9	2.0	2.0
Jamison Patterson	3-3	6	0.0	0.0
Drew Fabrizius	3-2	5	0.0	1.0

St. George's

Rushing	No.	Gain	Loss	Net	TD	Lg	Avg
Chase Hayden	26	267	1	266	1	65	10.2
Ben Glass	13	69	26	43	2	15	3.3
Corey Jones	1	3	0	3	0	3	3.0
TEAM	3	0	4	-4	0	0	-1.3

Passing	C-A-I	Yds	TD	Long	Sack
Ben Glass	7-10-0	209	4	68	3

Receiving	No.	Yards	TD	Long
Corey Jones	5	169	2	68
Noah Pope	1	31	1	31
Christian Lenoir	1	9	1	9

Punting	No.	Yds	Avg	Long	In20	TB
Will Patterson	2	47	23.5	33	0	0

Punt Returns	No.	Yards	TD	Long
Corey Jones	1	5	0	5

Kick Returns	No.	Yards	TD	Long
Will Patterson	1	11	0	11
Met Proctor	1	31	0	31

Tackles	UA-A	Total	Sacks	TFL
Noah Pope	12-2	14	4.0	5.5
Alston Foster	7-1	8	0.0	0.0
Will Patterson	6-2	8	0.0	0.0
Shon Wooten	5-0	5	0.0	1.0

Qtr	Time	Scoring Play	V-H
1st	10:57	SGIS - Ben Glass 15 yd run (Graham Hawthorne kick), 3-49 1:03	0 - 7
	10:38	NORTH - Christian Saulsberry 64 yd run (Waddell, Brock kick), 1-64 0:19	7 - 7
	10:13	SGIS - Chase Hayden 65 yd run (Graham Hawthorne kick failed), 2-68 0:25	7 - 13
	02:06	NORTH - Nelson Fabrizius 3 yd run (Waddell, Brock kick), 11-58 4:09	14 - 13
2nd	06:11	SGIS - Noah Pope 31 yd pass from Ben Glass (Graham Hawthorne kick), 7-73 3:11	14 - 20
	00:49	SGIS - Ben Glass 2 yd run (Spencer Smith rush), 8-72 2:16	14 - 28
3rd	05:19	SGIS - Corey Jones 27 yd pass from Ben Glass (Chase Hayden rush), 4-52 1:09	14 - 36
4th	11:14	SGIS - Corey Jones 68 yd pass from Ben Glass (Graham Hawthorne kick), 3-65 1:35	14 - 43
	05:23	SGIS - Christian Lenoir 9 yd pass from Ben Glass (Graham Hawthorne kick), 7-68 2:41	14 - 50
	01:41	NORTH - Christian Saulsberry 3 yd run (Bronson Henry kick failed), 5-59 3:42	20 - 50

2014 Division II Class A Football Playoffs

November 7 - December 4, 2014



First Round			Quarterfinals	Semifinals	Championship
E/M D2 #1	BGA (8-2)		Game 101 Fri. Nov. 7 7:00 PM BGA 21 Bye	Game 201 Fri. Nov. 14 7:00 PM BGA 28 DCA 17	Game 301 Fri. Nov. 21 7:00 PM BGA 21 St. George's 7
W D1 #2	Harding Academy (7-3) 7				
E/M D1 #3	DCA (8-2) 21				Game 401 Thu. Dec. 4 3:30 PM BlueCross Bowl @ TN Tech Knoxville Webb 38 STATE CHAMPION
E/M D1 #2	Friendship Christian (9-1) 35		Game 103 Fri. Nov. 7 7:00 PM Friendship Christian 7		
W D1 #3	Northpoint Christian (7-3) 10		Game 202 Fri. Nov. 14 7:00 PM St. George's 27		
W D2 #1	St. George's (6-4)				
	Game 104 Fri. Nov. 7 7:00 PM Bye				
W D1 #1	ECS (8-2)		Game 105 Fri. Nov. 7 7:00 PM ECS 21 Bye		
E/M D2 #2	FRA (5-5) 46		Game 203 Fri. Nov. 14 7:00 PM FRA 7		
W D2 #3	Tipton-Rosemark (6-4) 6				
W D2 #2	USJ (6-4) 42				
E/M D2 #3	Davidson Academy (4-6) 43		Game 107 Fri. Nov. 7 7:00 PM Davidson Academy 20		
E/M D1 #1	Knoxville Webb (7-3)		Game 204 Fri. Nov. 14 7:00 PM Knoxville Webb 62		
	Game 108 Fri. Nov. 7 7:00 PM Bye				

Notes:

2012 Division II Class A Football Playoffs
November 2 - November 29, 2012



First Round			Quarterfinals		Semifinals		Championship	
E/M D1 #1	Knoxville Webb (8-1)		Knoxville Webb 49		Knoxville Webb 44		Knoxville Webb 47	
Game 101 Fri. Nov. 2 7:00 PM		Game 201 Fri. Nov. 9 7:00 PM		Game 301 Fri. Nov. 16 7:00 PM				
Bye		Harding Academy 21		DCA 0				
W D1 #2	Harding Academy (8-2)	60	Knoxville Webb 44		Game 401 Thu. Nov. 29 3:30 PM BlueCross Bowl @ TN Tech			
Game 102 Fri. Nov. 2 7:00 PM		Harding Academy 21		Knoxville Webb 44		STATE CHAMPION		
E/M D2 #3	Zion Christian (5-5) 14		Game 202 Fri. Nov. 9 7:00 PM		Game 302 Fri. Nov. 16 7:00 PM			
E/M D2 #2	DCA (6-4) 28		DCA 21		ECS 27			
Game 103 Fri. Nov. 2 7:00 PM		USJ 20		ECS 14				
W D1 #3	SBEC (4-5)	26	USJ 20		ECS 14			
W D2 #1	USJ (10-0)		Game 203 Fri. Nov. 9 7:00 PM		Game 302 Fri. Nov. 16 7:00 PM			
Game 104 Fri. Nov. 2 7:00 PM		ECS 42		Game 302 Fri. Nov. 16 7:00 PM				
Bye		Fayette Academy 0		Game 302 Fri. Nov. 16 7:00 PM				
W D1 #1	ECS (4-6)		Game 204 Fri. Nov. 9 7:00 PM		Game 302 Fri. Nov. 16 7:00 PM			
Game 105 Fri. Nov. 2 7:00 PM		St. George's 31		Game 302 Fri. Nov. 16 7:00 PM				
Bye		FRA 7		Game 302 Fri. Nov. 16 7:00 PM				
E/M D1 #2	Ezell-Harding (6-5) 29		Game 204 Fri. Nov. 9 7:00 PM		Game 302 Fri. Nov. 16 7:00 PM			
Game 106 Fri. Nov. 2 7:00 PM		FRA 7		Game 302 Fri. Nov. 16 7:00 PM				
W D2 #3	Fayette Academy (8-2) 43		St. George's 31		Game 302 Fri. Nov. 16 7:00 PM			
W D2 #2	St. George's (9-1) 42		FRA 7		Game 302 Fri. Nov. 16 7:00 PM			
Game 107 Fri. Nov. 2 7:00 PM		Game 204 Fri. Nov. 9 7:00 PM		Game 302 Fri. Nov. 16 7:00 PM				
E/M D1 #3	Davidson Academy (4-6) 7		Game 204 Fri. Nov. 9 7:00 PM		Game 302 Fri. Nov. 16 7:00 PM			
Game 108 Fri. Nov. 2 7:00 PM		Game 204 Fri. Nov. 9 7:00 PM		Game 302 Fri. Nov. 16 7:00 PM				
Bye		Game 204 Fri. Nov. 9 7:00 PM		Game 302 Fri. Nov. 16 7:00 PM				

Notes:

2011 Division II Class A Football Playoffs
November 4 - December 1, 2011



First Round		Quarterfinals		Semifinals	Championship
E/M D1 #1	Knoxville Webb (8-2)				
Game 101 Fri. Nov. 4 7:00 PM		Knoxville Webb	49		
Bye		Game 201 Fri. Nov. 11 7:00 PM		Knoxville Webb	27
W D1 #2	SBEC (8-2) 42	SBEC	0		
Game 102 Fri. Nov. 4 7:00 PM				Game 301 Fri. Nov. 18 7:00 PM	
E/M D2 #3	Zion Christian (5-5) 7				
E/M D2 #2	FRA (4-6) 13	ECS	41		USJ 23
Game 103 Fri. Nov. 4 7:00 PM					
W D1 #3	ECS (7-3) 29	Game 202 Fri. Nov. 11 7:00 PM		USJ	48
W D2 #1	USJ (9-1)	USJ	48		
Game 104 Fri. Nov. 4 7:00 PM					
Bye					Game 401 Thu. Dec. 1 3:30 PM BlueCross Bowl @ TN Tech
W D1 #1	Harding Academy (8-2)	Harding Academy	63		St. George's STATE CHAMPION
Game 105 Fri. Nov. 4 7:00 PM					
Bye		Game 203 Fri. Nov. 11 7:00 PM		Harding Academy	28
E/M D1 #2	Davidson Academy (3-7) 28	Davidson Academy	28		
Game 106 Fri. Nov. 4 7:00 PM					
W D2 #3	Jackson Christian (5-5) 14				St. George's 28
W D2 #2	St. George's (7-3) 52			Game 302 Fri. Nov. 18 7:00 PM	
Game 107 Fri. Nov. 4 7:00 PM		St. George's	27		
E/M D1 #3	Ezell-Harding (4-6) 0	Game 204 Fri. Nov. 11 7:00 PM		St. George's	45
E/M D2 #1	DCA (8-2)	DCA	22		
Game 108 Fri. Nov. 4 7:00 PM					
Bye					

Notes:

2010 Division II Class A Football Playoffs
November 5 - December 2, 2010



First Round		Quarterfinals		Semifinals	Championship
E/M #1	Knoxville Webb (10-0)				
Game 101 Fri. Nov. 5 7:00 PM Bye		Knoxville Webb	41		
		Game 201 Fri. Nov. 12 7:00 PM		Knoxville Webb	28
W D2 #2	USJ (9-1) 49				
Game 102 Fri. Nov. 5 7:00 PM		USJ	14		
E/M #5	Zion Christian (4-6) 0			Game 301 Fri. Nov. 19 7:00 PM	
					Knoxville Webb 42
E/M #3	DCA (7-3) 14				
Game 103 Fri. Nov. 5 7:00 PM		Jackson Christian	7		
W D2 #3	Jackson Christian (5-5) 31				
Game 202 Fri. Nov. 12 7:00 PM		ECS	23		
W D1 #1	ECS (7-3)				
Game 104 Fri. Nov. 5 7:00 PM Bye		ECS	45		
				Game 401 Thu. Dec. 2 3:30 PM BlueCross Bowl @ TN Tech	Knoxville Webb STATE CHAMPION
W D2 #1	St. George's (10-0)				
Game 105 Fri. Nov. 5 7:00 PM Bye		St. George's	7		
		Game 203 Fri. Nov. 12 7:00 PM		St. George's	24
E/M #4	FRA (7-3) 44				
Game 106 Fri. Nov. 5 7:00 PM		FRA	0		
W D1 #3	Harding Academy (6-4) 7			Game 302 Fri. Nov. 19 7:00 PM	
					St. George's 7
W D1 #2	SBEC (5-5) 23				
Game 107 Fri. Nov. 5 7:00 PM		SBEC	7		
E/M #6	Ezell-Harding (4-6) 0				
Game 204 Fri. Nov. 12 7:00 PM		Davidson Academy	12		
E/M #2	Davidson Academy (7-3)				
Game 108 Fri. Nov. 5 7:00 PM Bye		Davidson Academy	20		

Notes:

2009 Division II Class A Football Playoffs
November 6 - December 3, 2009



Notes:

2008 Division II Class A Football Playoffs
November 7 - November 25, 2008 .



1st	Harding Academy (8-2)						
		Game 6101 Fri. Nov. 7 7:00 PM	Harding Academy	13			
8th	Bye				Harding Academy	34	
			Game 6201 Fri. Nov. 7 7:00 PM				
4th	FACS (7-2)	42					
		Game 6102 Fri. Nov. 7 7:00 PM	FACS	6			
5th	St. George's (5-5)	6					
					Game 6301 Tue. Nov. 25 3:30 PM BlueCross Bowl @ MTSU		
3rd	SBEC (8-2)						Davidson Academy
		Game 6103 Fri. Nov. 7 7:00 PM	SBEC	20			STATE CHAMPION
6th	Bye						
			Game 6202 Fri. Nov. 7 7:00 PM				
2nd	Davidson Academy (8-2)				Davidson Academy	36	
		Game 6104 Fri. Nov. 7 7:00 PM	Davidson Academy	37			
7th	Bye						

Notes:

2007 Division II Class A Football Playoffs
November 9 - November 24, 2007 .



1st	St. George's (10-0)				
	<div>Game 101 Fri. Nov. 9 7:00 PM Bye</div>	St. George's 38			
		<div>Game 201 Fri. Nov. 16 7:00 PM</div>	St. George's 34		
4th	Harding Academy (6-4) 7				
	<div>Game 102 Fri. Nov. 9 7:00 PM</div>	FACS 0			
5th	FACS (6-4) 10				
			<div>Game 301 Sat. Nov. 24 3:30 PM BlueCross Bowl @ MTSU</div>		St. George's STATE CHAMPION
3rd	Davidson Academy (5-5)				
	<div>Game 103 Fri. Nov. 9 7:00 PM</div>	Davidson Academy 19			
6th	Bye	<div>Game 202 Fri. Nov. 16 7:00 PM</div>			
			SBEC 14		
2nd	SBEC (9-1)				
	<div>Game 104 Fri. Nov. 9 7:00 PM</div>	SBEC 36			
	Bye				

Notes:

Scoring Summary

Scoring Summary (Final)
2007 Blue Cross Bowl
SBEC vs St. George's (Nov 24, 2007 at Murfreesboro, TN)

SBEC (10-2) vs. St. George's (12-0)
Date: Nov 24, 2007 Site: Murfreesboro, TN Stadium: Floyd Stadium
Attendance:

Score by Quarters	1	2	3	4	Score
SBEC.....	0	0	0	14	- 14
St. George's.....	7	14	13	0	- 34

Scoring Summary:

1st 10:15 SGHS - Jessen, Grant 5 yd run (Lewis, Taylor kick)
1 play, 5 yards, TOP 0:02, SBEC 0 - SGHS 7

2nd 09:46 SGHS - Cowan, Hunter 14 yd run (Lewis, Taylor kick)
12 plays, 99 yards, TOP 5:44, SBEC 0 - SGHS 14

05:26 SGHS - Cowan, Hunter 11 yd run (Lewis, Taylor kick)
5 plays, 73 yards, TOP 2:08, SBEC 0 - SGHS 21

3rd 08:01 SGHS - Jessen, Grant 1 yd run (Lewis, Taylor kick)
8 plays, 58 yards, TOP 3:59, SBEC 0 - SGHS 28

06:15 SGHS - Deaton, Blake 35 yd run (Hyde, Rob rush failed)
1 play, 35 yards, TOP 0:13, SBEC 0 - SGHS 34

4th 07:15 SBEC - Greer, H.R. 2 yd run (Spurlock, Tyler kick)
14 plays, 87 yards, TOP 5:21, SBEC 7 - SGHS 34

00:14 SBEC - Greer, H.R. 2 yd run (Spurlock, Tyler kick)
10 plays, 71 yards, TOP 4:41, SBEC 14 - SGHS 34

Kickoff time: 3:30 PM End of Game: 6:00 PM Total elapsed time: 2:30
Officials: Referee: Benny Blackstoc; Umpire: Randy Hooper; Linesman: Steve Reynolds;
Line judge: Bruce Larson; Back judge: Bobby Nick; Field judge: Ricky Pope;
Scorer: Layman/Morris;
Temperature: 46 Wind: WSW 3mph Weather: Rainy

Offensive MVP: Grant Jessen SGHS
Defensive MVP: Ben Popeck SGHS

Team Statistics

Team Statistics (Final)
2007 Blue Cross Bowl
SBEC vs St. George's (Nov 24, 2007 at Murfreesboro, TN)

	SBEC	SGHS
FIRST DOWNS.....	19	19
Rushing.....	15	18
Passing.....	3	0
Penalty.....	1	1
NET YARDS RUSHING.....	238	413
Rushing Attempts.....	50	46
Average Per Rush.....	4.8	9.0
Rushing Touchdowns.....	2	5
Yards Gained Rushing.....	273	416
Yards Lost Rushing.....	35	3
NET YARDS PASSING.....	79	0
Completions-Attempts-Int....	5-15-2	0-2-0
Average Per Attempt.....	5.3	0.0
Average Per Completion.....	15.8	0.0
Passing Touchdowns.....	0	0
TOTAL OFFENSE YARDS.....	317	413
Total offense plays.....	65	48
Average Gain Per Play.....	4.9	8.6
Fumbles: Number-Lost.....	1-1	3-1
Penalties: Number-Yards.....	7-67	5-56
PUNTS-YARDS.....	4-111	2-65
Average Yards Per Punt.....	27.8	32.5
Net Yards Per Punt.....	22.0	29.0
Inside 20.....	1	0
50+ Yards.....	0	0
Touchbacks.....	0	0
Fair catch.....	1	1
KICKOFFS-YARDS.....	3-127	6-333
Average Yards Per Kickoff...	42.3	55.5
Net Yards Per Kickoff.....	21.0	35.5
Touchbacks.....	0	3
Punt returns: Number-Yards-TD.	1-7-0	1-23-0
Average Per Return.....	7.0	23.0
Kickoff returns: Number-Yds-TD	3-60-0	3-64-0
Average Per Return.....	20.0	21.3
Interceptions: Number-Yds-TD..	0-0-0	2-18-0
Fumble Returns: Number-Yds-TD.	0-0-0	0-0-0
Miscellaneous Yards.....	0	0
Possession Time.....	25:15	22:45
1st Quarter.....	5:30	6:30
2nd Quarter.....	5:21	6:39
3rd Quarter.....	4:58	7:02
4th Quarter.....	9:26	2:34
Third-Down Conversions.....	5 of 13	3 of 7
Fourth-Down Conversions.....	2 of 3	1 of 1
Red-Zone Scores-Chances.....	2-2	4-6
Sacks By: Number-Yards.....	0-0	1-6
PAT Kicks.....	2-2	4-4
Field Goals.....	0-0	0-1

Individual Statistics

Individual Statistics (Final)

2007 Blue Cross Bowl

SBEC vs St. George's (Nov 24, 2007 at Murfreesboro, TN)

SBEC

Rushing	No	Gain	Loss	Net	TD	Lg	Avg
Greer, H.R.	26	151	1	150	2	23	5.8
Carson, Jeremy	12	69	25	44	0	21	3.7
Sneed, Garrett	7	41	3	38	0	23	5.4
Ford, Michael	2	6	0	6	0	4	3.0
Chambliss, T.	1	4	0	4	0	4	4.0
McCarter, Micah	1	2	0	2	0	2	2.0
DuBois, Ryan	1	0	6	-6	0	0	-6.0
Totals...	50	273	35	238	2	23	4.8

Passing	Att	Cmp	Int	Yds	TD	Long	Sack
DuBois, Ryan	15	5	2	79	0	33	1
Totals...	15	5	2	79	0	33	1

Receiving	No.	Yds	TD	Long
Akin, Taylor	2	39	0	28
Carson, Jeremy	1	33	0	33
Greer, H.R.	1	6	0	6
Locke, Taylor	1	1	0	1
Totals...	5	79	0	33

Punting	No.	Yds	Avg	Long	In20	TB
TEAM	1	0	0.0	0	0	0
DuBois, Ryan	3	111	37.0	48	1	0
Totals...	4	111	27.8	48	1	0

		Punts			Kickoffs			Intercept		
All Returns		No.	Yds.	Lg	No.	Yds.	Lg	No.	Yds.	Lg
<hr/>										
Akin, Taylor		1	7	7	0	0	0	0	0	0
Chambliss, T.		0	0	0	1	31	31	0	0	0
Ford, Michael		0	0	0	2	29	18	0	0	0
Totals...		1	7	7	3	60	31	0	0	0

Field goal attempts

Kickoffs	No.	Yds	TB	OB	Avg
Spurlock, Tyler	3	127	0	0	42.3

St. George's

Rushing	No	Gain	Loss	Net	TD	Lg	Avg
Jessen, Grant	18	149	0	149	2	55	8.3
Deaton, Blake	10	135	0	135	1	35	13.5
Cowan, Hunter	10	67	1	66	2	16	6.6
Hepner, Ross	6	65	0	65	0	30	10.8
TEAM	1	0	1	-1	0	0	-1.0
Hyde, Rob	1	0	1	-1	0	0	-1.0
Totals...	46	416	3	413	5	55	9.0

Passing	Att	Cmp	Int	Yds	TD	Long	Sack
Cowan, Hunter	2	0	0	0	0	0	0
Totals...	2	0	0	0	0	0	0

Receiving	No.	Yds	TD	Long
Totals...	0	0	0	0

Punting	No.	Yds	Avg	Long	In20	TB
Carlson, Todd	2	65	32.5	34	0	0
Totals...	2	65	32.5	34	0	0

All Returns	Punts			Kickoffs			Intercept		
	No.	Yds.	Lg	No.	Yds.	Lg	No.	Yds.	Lg
Scheinblum, C.	0	0	0	0	0	0	1	18	18
Harris, Forbes	0	0	0	1	24	24	0	0	0
Hughes, Jake	1	23	0	0	0	0	0	0	0
Folk, Eric	0	0	0	0	0	0	1	0	0
Jessen, Grant	0	0	0	2	40	24	0	0	0
Totals...	1	23	0	3	64	24	2	18	18

Field goal attempts

Lewis, Taylor 1st 05:47 35 yds - Missed

Kickoffs	No.	Yds	TB	OB	Avg
Lewis, Taylor	6	333	3	0	55.5

FUMBLES: SBEC-Carson, Jeremy 1-1. St. George's-Jessen, Grant 1-0; Deaton, Blake 1-0; Hyde, Rob 1-1.

Drive Chart

Drive Chart (Final)
2007 Blue Cross Bowl
SBEC vs St. George's (Nov 24, 2007 at Murfreesboro, TN)

Team	Drive Started				Drive Ended			Consumed	
	Qtr	Spot	Time	Obtained	Spot	Time	How Lost	Pl-Yds	TOP
SBEC	1st	S22	12:00	Kickoff	S28	10:17	Punt	3-6	1:43
SBEC	1st	S42	10:15	Kickoff	S44	08:45	Punt	3-2	1:30
SBEC	1st	S20	05:47	Missed FG	M49	03:30	Punt	4-31	2:17
SBEC	2nd	S20	09:46	Kickoff	S37	07:34	Punt	5-17	2:12
SBEC	2nd	S23	05:26	Kickoff	S35	04:02	Interception	4-12	1:24
SBEC	2nd	S40	01:55	Punt	M30	00:10	Downs	11-30	1:45
SBEC	3rd	S40	12:00	Possession	S40	12:00	Kickoff	0-0	0:00
SBEC	3rd	S20	08:01	Kickoff	S35	06:28	Fumble	4-15	1:33
SBEC	3rd	S20	06:15	Kickoff	M46	03:26	Interception	7-34	2:49
SBEC	3rd	S13	00:36	Fumble	M00	07:15	*TOUCHDOWN	14-87	5:21#
SBEC	4th	S29	04:55	Punt	M00	00:14	*TOUCHDOWN	10-71	4:41#
SGHS	1st	M40	12:00	Possession	M40	12:00	Kickoff	0-0	0:00
SGHS	1st	S05	10:17	Punt	S00	10:15	*TOUCHDOWN	1-5	0:02#
SGHS	1st	M29	08:45	Punt	S18	05:47	Missed FG	7-53	2:58#
SGHS	1st	M01	03:30	Punt	S00	09:46	*TOUCHDOWN	12-99	5:44#
SGHS	2nd	M27	07:34	Punt	S00	05:26	*TOUCHDOWN	5-73	2:08#
SGHS	2nd	M30	04:02	Interception	M33	01:55	Punt	4-3	2:07
SGHS	2nd	M30	00:10	Downs	S15	00:00	End of half	2-55	0:10
SGHS	3rd	M42	12:00	Kickoff	S00	08:01	*TOUCHDOWN	8-58	3:59#
SGHS	3rd	S35	06:28	Fumble	S00	06:15	*TOUCHDOWN	1-35	0:13
SGHS	3rd	S26	03:26	Interception	S13	00:36	Fumble	5-13	2:50#
SGHS	4th	M36	07:15	Kickoff	M40	04:55	Punt	3-4	2:20
SGHS	4th	M39	00:14	Kickoff	M38	00:00	End of half	1--1	0:14

SBEC	1st Qtr	2nd Qtr	3rd Qtr	4th Qtr	1st Half	2nd Half	Total

Time of possession	05:30	05:21	04:58	09:26	10:51	14:24	25:15
3rd Down Conversions	0/3	0/4	0/1	5/5	0/7	5/6	5/13
Avg Field Position	S28	S27	S17	S29	S27	S20	S24
4th Down Conversions	0/0	1/2	1/1	0/0	1/2	1/1	2/3

SGHS	1st Qtr	2nd Qtr	3rd Qtr	4th Qtr	1st Half	2nd Half	Total

Time of possession	06:30	06:39	07:02	02:34	13:09	09:36	22:45
3rd Down Conversions	2/3	0/1	1/2	0/1	2/4	1/3	3/7
Avg Field Position	M41	M29	S40	M37	M35	S49	M42
4th Down Conversions	0/0	0/0	1/1	0/0	0/0	1/1	1/1

Drive Chart (By Quarter)

Team	Drive Started				Drive Ended			Consumed	
	Qtr	Spot	Time	Obtained	Spot	Time	How Lost	Pl-Yds	TOP
SGHS	1st	M40	12:00	Possession	M40	12:00	Kickoff	0-0	0:00
SBEC	1st	S22	12:00	Kickoff	S28	10:17	Punt	3-6	1:43
SGHS	1st	S05	10:17	Punt	S00	10:15	*TOUCHDOWN	1-5	0:02#
SBEC	1st	S42	10:15	Kickoff	S44	08:45	Punt	3-2	1:30
SGHS	1st	M29	08:45	Punt	S18	05:47	Missed FG	7-53	2:58#
SBEC	1st	S20	05:47	Missed FG	M49	03:30	Punt	4-31	2:17
SGHS	1st	M01	03:30	Punt	S00	09:46	*TOUCHDOWN	12-99	5:44#
SBEC	2nd	S20	09:46	Kickoff	S37	07:34	Punt	5-17	2:12
SGHS	2nd	M27	07:34	Punt	S00	05:26	*TOUCHDOWN	5-73	2:08#
SBEC	2nd	S23	05:26	Kickoff	S35	04:02	Interception	4-12	1:24
SGHS	2nd	M30	04:02	Interception	M33	01:55	Punt	4-3	2:07
SBEC	2nd	S40	01:55	Punt	M30	00:10	Downs	11-30	1:45
SGHS	2nd	M30	00:10	Downs	S15	00:00	End of half	2-55	0:10
SBEC	3rd	S40	12:00	Possession	S40	12:00	Kickoff	0-0	0:00
SGHS	3rd	M42	12:00	Kickoff	S00	08:01	*TOUCHDOWN	8-58	3:59#
SBEC	3rd	S20	08:01	Kickoff	S35	06:28	Fumble	4-15	1:33
SGHS	3rd	S35	06:28	Fumble	S00	06:15	*TOUCHDOWN	1-35	0:13
SBEC	3rd	S20	06:15	Kickoff	M46	03:26	Interception	7-34	2:49
SGHS	3rd	S26	03:26	Interception	S13	00:36	Fumble	5-13	2:50#
SBEC	3rd	S13	00:36	Fumble	M00	07:15	*TOUCHDOWN	14-87	5:21#
SGHS	4th	M36	07:15	Kickoff	M40	04:55	Punt	3-4	2:20
SBEC	4th	S29	04:55	Punt	M00	00:14	*TOUCHDOWN	10-71	4:41#
SGHS	4th	M39	00:14	Kickoff	M38	00:00	End of half	1--1	0:14

Defensive Statistics

Defensive Statistics (Final)

2007 Blue Cross Bowl

SBEC vs St. George's (Nov 24, 2007 at Murfreesboro, TN)

SBEC

##	Player	Solo	Ast	Tot	TFL/Yds	FF	FR-Yd	Intc	BrUp	Blkd	Sack/Yds	QH
1	DuBois, Ryan	8	4	12	1.0/1	1
34	Carson, Jeremy	7	1	8
12	Greer, H.R.	6	.	6	1.0/1
2	Ford, Michael	4	1	5	.	1
68	Askew, Jon	1	4	5
40	Medlock, Zach	3	.	3
80	Akin, Taylor	2	.	2
70	Ferrell, Sean	1	1	2
24	Spurlock, Tyler	1	.	1
44	Farrell, Josh	1	.	1
22	Chambliss, T.	1	.	1
18	Cox, Brandon	1	.	1
6	McCarter, Micah	.	1	1
74	Johnston, Ryan	1-0

St. George's

##	Player	Solo	Ast	Tot	TFL/Yds	FF	FR-Yd	Intc	BrUp	Blkd	Sack/Yds	QH
62	Popeck, Ben	8	2	10	1.0/6	1.0/6	.
22	Scheinblum, C.	7	3	10	.	.	.	1-18
33	Brown, Cabell	6	4	10	.	1	.	.	1	.	.	.
9	Jessen, Grant	4	3	7
7	Cowan, Hunter	3	.	3	1.0/1
3	Folk, Eric	2	1	3	.	.	1-0	1-0
65	Gore, Michael	2	1	3
70	Carpenter, J.	1	2	3
12	Hyde, Rob	2	.	2
31	Blackwood, T.	2	.	2
24	Greenwell, Trey	1	1	2	1	.	.	.
83	Carlson, Todd	1	1	2	1.0/3
35	Cooper, Bobby	1	1	2
40	Hughes, Jake	1	.	1	1	.	.
63	Lewis, Taylor	1	.	1
14	Lester, Tyler	1	.	1
8	Schaefer, T.	.	1	1
66	DeGutis, B.	.	1	1
34	Harris, Forbes	.	1	1

Participation Report

Participation Report (Final)

2007 Blue Cross Bowl

SBEC vs St. George's (Nov 24, 2007 at Murfreesboro, TN)

SBEC: 1-DuBois, Ryan, 2-Ford, Michael, 3-Sneed, Garrett, 6-McCarter, Micah, 12-Greer, H.R., 18-Cox, Brandon, 21-Locke, Taylor, 22-Chambliss, T., 24-Spurlock, Tyler, 34-Carson, Jeremy, 40-Medlock, Zach, 44-Farrell, Josh, 68-Askew, Jon, 70-Ferrell, Sean, 74-Johnston, Ryan, 80-Akin, Taylor.

St. George's: 3-Folk, Eric, 5-Deaton, Blake, 7-Cowan, Hunter, 8-Schaefer, T., 9-Jessen, Grant, 12-Hyde, Rob, 14-Lester, Tyler, 22-Scheinblum, C., 24-Greenwell, Trey, 30-Hepner, Ross, 31-Blackwood, T., 33-Brown, Cabell, 34-Harris, Forbes, 35-Cooper, Bobby, 40-Hughes, Jake, 62-Popeck, Ben, 63-Lewis, Taylor, 65-Gore, Michael, 66-DeGutis, B., 70-Carpenter, J., 83-Carlson, Todd.

Box Score

Box Score (Final)
SBEC vs St. George's (Nov 24, 2007 at Murfreesboro, TN)

Score by Quarters	1	2	3	4	Score	
-----	--	--	--	--	-----	
SBEC.....	0	0	0	14	- 14	Record: (10-2)
St. George's.....	7	14	13	0	- 34	Record: (12-0)

Scoring Summary:

1st 10:15 SGHS - Jessen, Grant 5 yd run (Lewis, Taylor kick), 1-5 0:02, SBEC 0 - SGHS 7
2nd 09:46 SGHS - Cowan, Hunter 14 yd run (Lewis, Taylor kick), 12-99 5:44, SBEC 0 - SGHS 14
05:26 SGHS - Cowan, Hunter 11 yd run (Lewis, Taylor kick), 5-73 2:08, SBEC 0 - SGHS 21
3rd 08:01 SGHS - Jessen, Grant 1 yd run (Lewis, Taylor kick), 8-58 3:59, SBEC 0 - SGHS 28
06:15 SGHS - Deaton, Blake 35 yd run (Hyde, Rob rush failed), 1-35 0:13, SBEC 0 - SGHS 34
4th 07:15 SBEC - Greer, H.R. 2 yd run (Spurlock, Tyler kick), 14-87 5:21, SBEC 7 - SGHS 34
00:14 SBEC - Greer, H.R. 2 yd run (Spurlock, Tyler kick), 10-71 4:41, SBEC 14 - SGHS 34

	SBEC	SGHS
FIRST DOWNS.....	19	19
RUSHES-YARDS (NET).....	50-238	46-413
PASSING YDS (NET).....	79	0
Passes Att-Comp-Int.....	15-5-2	2-0-0
TOTAL OFFENSE PLAYS-YARDS.....	65-317	48-413
Fumble Returns-Yards.....	0-0	0-0
Punt Returns-Yards.....	1-7	1-23
Kickoff Returns-Yards.....	3-60	3-64
Interception Returns-Yards....	0-0	2-18
Punts (Number-Avg).....	4-27.8	2-32.5
Fumbles-Lost.....	1-1	3-1
Penalties-Yards.....	7-67	5-56
Possession Time.....	25:15	22:45
Third-Down Conversions.....	5 of 13	3 of 7
Fourth-Down Conversions.....	2 of 3	1 of 1
Red-Zone Scores-Chances.....	2-2	4-6
Sacks By: Number-Yards.....	0-0	1-6

RUSHING: SBEC-Greer, H.R. 26-150; Carson, Jeremy 12-44; Sneed, Garrett 7-38; Ford, Michael 2-6; Chambliss, T. 1-4; McCarter, Micah 1-2; DuBois, Ryan 1-minus 6. St. George's-Jessen, Grant 18-149; Deaton, Blake 10-135; Cowan, Hunter 10-66; Hepner, Ross 6-65; Hyde, Rob 1-minus 1; TEAM 1-minus 1.

PASSING: SBEC-DuBois, Ryan 5-15-2-79. St. George's-Cowan, Hunter 0-2-0-0.

RECEIVING: SBEC-Akin, Taylor 2-39; Carson, Jeremy 1-33; Greer, H.R. 1-6; Locke, Taylor 1-1. St. George's-.

INTERCEPTIONS: SBEC-None. St. George's-Scheinblum, C. 1-18; Folk, Eric 1-0.

FUMBLES: SBEC-Carson, Jeremy 1-1. St. George's-Deaton, Blake 1-0; Hyde, Rob 1-1; Jessen, Grant 1-0.

Stadium: Floyd Stadium Attendance: 0
Kickoff time: 3:30 PM End of Game: 6:00 PM Total elapsed time: 2:30
Officials: Referee: Benny Blackstoc; Umpire: Randy Hooper; Linesman: Steve Reynolds;
Line judge: Bruce Larson; Back judge: Bobby Nick; Field judge: Ricky Pope;
Scorer: Layman/Morris;
Temperature: 46 Wind: WSW 3mph Weather: Rainy

Offensive MVP: Grant Jessen SGHS
Defensive MVP: Ben Popeck SGHS

SBEC vs St. George's (Nov 24, 2007 at Murfreesboro, TN)

SACKS (UA-A): SBEC-None. St. George's-Popeck, Ben 1-0.

TACKLES (UA-A): SBEC-DuBois, Ryan 8-4; Carson, Jeremy 7-1; Greer, H.R. 6-0; Ford, Michael 4-1; Askew, Jon 1-4; Medlock, Zach 3-0; Akin, Taylor 2-0; Ferrell, Sean 1-1; Spurlock, Tyler 1-0; Farrell, Josh 1-0; Chambliss, T. 1-0; Cox, Brandon 1-0; McCarter, Micah 0-1. St. George's-Popeck, Ben 8-2; Scheinblum, C. 7-3; Brown, Cabell 6-4; Jessen, Grant 4-3; Cowan, Hunter 3-0; Gore, Michael 2-1; Folk, Eric 2-1; Carpenter, J. 1-2; Hyde, Rob 2-0; Blackwood, T. 2-0; Cooper, Bobby 1-1; Carlson, Todd 1-1; Greenwell, Trey 1-1; Lewis, Taylor 1-0; Lester, Tyler 1-0; Hughes, Jake 1-0; Harris, Forbes 0-1; Schaefer, T. 0-1; DeGutis, B. 0-1.

Player participation:

SBEC: 1-DuBois, Ryan, 2-Ford, Michael, 3-Sneed, Garrett, 6-McCarter, Micah, 12-Greer, H.R., 18-Cox, Brandon, 21-Locke, Taylor, 22-Chambliss, T., 24-Spurlock, Tyler, 34-Carson, Jeremy, 40-Medlock, Zach, 44-Farrell, Josh, 68-Askew, Jon, 70-Ferrell, Sean, 74-Johnston, Ryan, 80-Akin, Taylor.

St. George's: 3-Folk, Eric, 5-Deaton, Blake, 7-Cowan, Hunter, 8-Schaefer, T., 9-Jessen, Grant, 12-Hyde, Rob, 14-Lester, Tyler, 22-Scheinblum, C., 24-Greenwell, Trey, 30-Hepner, Ross, 31-Blackwood, T., 33-Brown, Cabell, 34-Harris, Forbes, 35-Cooper, Bobby, 40-Hughes, Jake, 62-Popeck, Ben, 63-Lewis, Taylor, 65-Gore, Michael, 66-DeGutis, B., 70-Carpenter, J., 83-Carlson, Todd.

Play-by-Play Summary (1st Quarter)

S 1-10 S40 Change of possession, SGHS ball on SGHS40, 1st and 10.

Lewis, Taylor kickoff 49 yards to the SBEC11, Ford, Michael return 11 yards to the SBEC22.

S 1-10 S22 SBEC drive start at 12:00.

S 1-10 S22 Greer, H.R. rush for 3 yards to the SBEC25 (Cowan, Hunter).

S 2-7 S25 Greer, H.R. rush for 1 yard to the SBEC26 (Popeck, Ben).

S 3-6 S26 Greer, H.R. rush for 2 yards to the SBEC28 (Popeck, Ben).

S 4-4 S28 DuBois, Ryan punt BLOCKED, recovered by SGHS Carlson, Todd at SBEC5 (blocked by Hughes, Jake).

----- 3 plays, 6 yards, TOP 01:43 -----

M 1-G S05 ST. GEORGE'S drive start at 10:17.

M 1-G S05 Jessen, Grant rush for 5 yards to the SBEC0, TOUCHDOWN, clock 10:15.

M 1-G S02 Timeout St. George's, clock 10:15.

Lewis, Taylor kick attempt good.

=====

SBEC 0, ST. GEORGE'S 7

=====

----- 1 plays, 5 yards, TOP 00:02 -----

Lewis, Taylor kickoff 49 yards to the SBEC11, Chambliss, T. return 31 yards to the SBEC42 (Lester, Tyler).

S 1-10 S42 SBEC drive start at 10:15.

S 1-10 S42 Greer, H.R. rush for 2 yards to the SBEC44 (Greenwell, Trey).

S 2-8 S44 Greer, H.R. rush for no gain to the SBEC44 (Gore, Michael).

S 3-8 S44 DuBois, Ryan pass incomplete to Akin, Taylor.

S 4-8 S44 DuBois, Ryan punt 27 yards to the SGHS29, out-of-bounds.

----- 3 plays, 2 yards, TOP 01:30 -----

M 1-10 M29 ST. GEORGE'S drive start at 08:45.

M 1-10 M29 *PENALTY SGHS false start 5 yards to the SGHS24.*

M 1-15 M24 Deaton, Blake rush for 33 yards to the SBEC43, **1ST DOWN SGHS** (DuBois, Ryan).

M 1-10 S43 Jessen, Grant rush for 2 yards to the SBEC41 (Carson, Jeremy).

M 2-8 S41 Deaton, Blake rush for 17 yards to the SBEC24 (DuBois, Ryan), *PENALTY SGHS illegal block 10 yards to the SBEC34, PENALTY SBEC personal foul 15 yards to the SBEC19, 1ST DOWN SGHS.*

M 1-10 S19 1st and 10.

M 1-10 S19 Cowan, Hunter pass incomplete to Folk, Eric.

M 2-10 S19 Cowan, Hunter rush for 1 yard to the SBEC18 (Carson, Jeremy).

M 3-9 S18 Timeout St. George's, clock 06:31.

M 3-9 S18 Jessen, Grant rush for no gain to the SBEC18 (Medlock, Zach).

M 4-9 S18 Lewis, Taylor field goal attempt from 35 MISSED - wide left, spot at SBEC20, clock 05:47.

----- 7 plays, 53 yards, TOP 02:58 -----

S 1-10 S20 SBEC drive start at 05:47.

S 1-10 S20 Sneed, Garrett rush for 23 yards to the SBEC43, **1ST DOWN SBEC** (Folk, Eric).

S 1-10 S43 Greer, H.R. rush for loss of 1 yard to the SBEC42 (Cowan, Hunter).

S 2-11 S42 Carson, Jeremy rush for 7 yards to the SBEC49 (Popeck, Ben).

S 3-4 S49 Carson, Jeremy rush for 2 yards to the SGHS49 (Popeck, Ben;Carpenter, J.).

S 4-2 M49 DuBois, Ryan punt 48 yards to the SGHS1, downed.

----- 4 plays, 31 yards, TOP 02:17 -----

M 1-10 M01 ST. GEORGE'S drive start at 03:30.

M 1-10 M01 Jessen, Grant rush for 1 yard to the SGHS2 (Medlock, Zach).

M 2-9 M02 Jessen, Grant rush for 4 yards to the SGHS6 (DuBois, Ryan).

M 3-5 M06 Cowan, Hunter rush for 16 yards to the SGHS22, **1ST DOWN SGHS** (Greer, H.R.).

M 1-10 M22 Jessen, Grant rush for 14 yards to the SGHS36, **1ST DOWN SGHS** (Akin, Taylor).

M 1-10 M36 Hepner, Ross rush for 4 yards to the SGHS40 (Ferrell, Sean;Askew, Jon).

M 2-6 M40 Cowan, Hunter rush for 5 yards to the SGHS45 (Carson, Jeremy).

M 3-1 M45 Deaton, Blake rush for 3 yards to the SGHS48, **1ST DOWN SGHS** (Askew, Jon).

==END OF 1st QUARTER==

SBEC 0, ST. GEORGE'S 7

=====

Play-by-Play Summary (2nd quarter)

M 1-10 M48 Start of 2nd quarter, clock 12:00.
M 1-10 M48 Cowan, Hunter rush for 11 yards to the SBEC41, **1ST DOWN SGHS**
(Carson, Jeremy).
M 1-10 S41 Deaton, Blake rush for 26 yards to the SBEC15, **1ST DOWN SGHS**,
clock 11:24, *PENALTY SGHS illegal block 10 yards to the SBEC25.*
M 1-20 S25 1st and 25.
M 1-G S25 1st and 10.
M 1-10 S25 Deaton, Blake rush for 7 yards to the SBEC18 (DuBois, Ryan;Askew, Jon).
M 2-3 S18 Jessen, Grant rush for 4 yards to the SBEC14, **1ST DOWN SGHS**
(Ford, Michael).
M 1-10 S14 Cowan, Hunter rush for 14 yards to the SBEC0, **1ST DOWN SGHS**,
TOUCHDOWN, clock 09:46.
Lewis, Taylor kick attempt good.

=====
SBEC 0, ST. GEORGE'S 14
=====

----- 12 plays, 99 yards, TOP 05:44 -----

Lewis, Taylor kickoff 60 yards to the SBEC0, touchback.
S 1-10 S20 SBEC drive start at 09:46.
S 1-10 S20 Greer, H.R. rush for 5 yards to the SBEC25 (Scheinblum, C.).
S 2-5 S25 Greer, H.R. rush for 8 yards to the SBEC33, **1ST DOWN SBEC**
(Scheinblum, C.).
S 1-10 S33 Sneed, Garrett rush for 1 yard to the SBEC34 (Scheinblum, C.).
S 2-9 S34 Carson, Jeremy rush for 6 yards to the SBEC40 (Cooper, Bobby).
S 3-3 S40 Sneed, Garrett rush for loss of 3 yards to the SBEC37 (Carlson, Todd).
S 4-6 S37 DuBois, Ryan punt 36 yards to the SGHS27, fair catch by Jessen, Grant.

----- 5 plays, 17 yards, TOP 02:12 -----

M 1-10 M27 ST. GEORGE'S drive start at 07:34.
M 1-10 M27 Jessen, Grant rush to the SBEC45, fumble by Jessen, Grant recovered by
SGHS Greenwell, Trey at SBEC40, **1ST DOWN SGHS**.
M 1-10 S40 Jessen, Grant rush for 5 yards to the SBEC35 (Ford, Michael).
M 2-5 S35 Hepner, Ross rush for 9 yards to the SBEC26, **1ST DOWN SGHS**
(Carson, Jeremy;Askew, Jon).
M 1-10 S26 Hepner, Ross rush for 15 yards to the SBEC11, **1ST DOWN SGHS**
(DuBois, Ryan).
M 1-10 S11 Timeout SBEC, clock 05:34.
M 1-10 S11 Cowan, Hunter rush for 11 yards to the SBEC0, **1ST DOWN SGHS**,
TOUCHDOWN, clock 05:26.
Lewis, Taylor kick attempt good.

=====
SBEC 0, ST. GEORGE'S 21
=====

----- 5 plays, 73 yards, TOP 02:08 -----

Lewis, Taylor kickoff 55 yards to the SBEC5, Ford, Michael return 18
yards to the SBEC23 (Harris, Forbes;Brown, Cabell).
S 1-10 S23 SBEC drive start at 05:26.
S 1-10 S23 DuBois, Ryan pass complete to Akin, Taylor for 11 yards to the SBEC34,
1ST DOWN SBEC (Hyde, Rob).
S 1-10 S34 *PENALTY SBEC false start 5 yards to the SBEC29.*
S 1-15 S29 Greer, H.R. rush for 6 yards to the SBEC35 (Jessen, Grant).
S 2-9 S35 DuBois, Ryan pass incomplete to Akin, Taylor.
S 3-9 S35 DuBois, Ryan pass intercepted by Folk, Eric at the SGHS30, Folk, Eric return
0 yards to the SGHS30.

----- 4 plays, 12 yards, TOP 01:24 -----

M 1-10 M30 ST. GEORGE'S drive start at 04:02.
M 1-10 M30 Cowan, Hunter rush for 1 yard to the SGHS31 (Carson, Jeremy).
M 2-9 M31 Deaton, Blake rush for 2 yards to the SGHS33 (Greer, H.R.).
M 3-7 M33 Jessen, Grant rush for 2 yards to the SGHS35 (Akin, Taylor), *PENALTY*
SGHS holding 10 yards to the SGHS25.
M 3-15 M25 3rd and 15.

M 3-15 M25 Deaton, Blake rush to the SGHS32, fumble forced by Ford, Michael, fumble by Deaton, Blake recovered by SGHS TEAM at SGHS33, out-of-bounds.

M 4-7 M33 Carlson, Todd punt 34 yards to the SBEC33, Akin, Taylor return 7 yards to the SBEC40 (Popeck, Ben;Folk, Eric).

----- 4 plays, 3 yards, TOP 02:07 -----

S 1-10 S40 SBEC drive start at 01:55.

S 1-10 S40 Greer, H.R. rush for 14 yards to the SGHS46, **1ST DOWN SBEC** (Hyde, Rob).

S 1-10 M46 Sneed, Garrett rush for 2 yards to the SGHS44 (Popeck, Ben).

S 2-8 M44 DuBois, Ryan pass complete to Greer, H.R. for 6 yards to the SGHS38 (Scheinblum, C.).

S 3-2 M38 DuBois, Ryan pass incomplete to Akin, Taylor (Greenwell, Trey).

S 4-2 M38 Carson, Jeremy rush for 4 yards to the SGHS34, **1ST DOWN SBEC** (Scheinblum, C.).

S 1-10 M34 DuBois, Ryan pass incomplete to Chambliss, T..

S 2-10 M34 Carson, Jeremy rush for 10 yards to the SGHS24, **1ST DOWN SBEC** (Cowan, Hunter).

S 1-10 M24 Timeout SBEC, clock 00:31.

S 1-10 M24 DuBois, Ryan pass incomplete to Akin, Taylor.

S 2-10 M24 Carson, Jeremy rush for no gain to the SGHS24 (Jessen, Grant;Greenwell, Trey).

S 3-10 M24 Timeout SBEC, clock 00:19.

S 3-10 M24 DuBois, Ryan pass incomplete to Greer, H.R..

S 4-10 M24 DuBois, Ryan sacked for loss of 6 yards to the SGHS30 (Popeck, Ben).

----- 11 plays, 30 yards, TOP 01:45 -----

M 1-10 M30 ST. GEORGE'S drive start at 00:10.

M 1-10 M30 Timeout St. George's, clock 00:10.

M 1-10 M30 Cowan, Hunter pass incomplete to Harris, Forbes.

M 2-10 M30 Jessen, Grant rush for 55 yards to the SBEC15, **1ST DOWN SGHS** (Ford, Michael;DuBois, Ryan), *PENALTY SGHS personal foul off-setting, PENALTY SBEC personal foul off-setting.*

M 1-10 S15 End of half, clock 00:00.

==END OF 2nd QUARTER==
 SBEC 0, ST. GEORGE'S 21
 =====

Play-by-Play Summary (3rd quarter)

M 1-10 S15 Start of 3rd quarter, clock 12:00.
M 1-10 S15 Change of possession, SBEC ball on SBEC40, 1st and 10.
----- 2 plays, 55 yards, TOP 00:10 -----

S 1-10 S40 SBEC drive start at 12:00.

Spurlock, Tyler kickoff 42 yards to the SGHS18, Jessen, Grant return 24 yards to the SGHS42 (Spurlock, Tyler).

M 1-10 M42 ST. GEORGE'S drive start at 12:00.
M 1-10 M42 Jessen, Grant rush for 11 yards to the SBEC47, **1ST DOWN SGHS** (DuBois, Ryan).
M 1-10 S47 Deaton, Blake rush for 3 yards to the SBEC44 (Greer, H.R.).
M 2-7 S44 Hepner, Ross rush for 7 yards to the SBEC37, **1ST DOWN SGHS** (DuBois, Ryan;Askew, Jon).
M 1-10 S37 Cowan, Hunter rush for loss of 1 yard to the SBEC38 (Greer, H.R.).
M 2-11 S38 Hepner, Ross rush for 30 yards to the SBEC8, **1ST DOWN SGHS** (DuBois, Ryan), *PENALTY SBEC personal foul 4 yards to the SBEC4.*
M 1-G S04 1st and 4.
M 1-G S04 Jessen, Grant rush for 3 yards to the SBEC1 (Medlock, Zach).
M 2-G S01 Hepner, Ross rush for no gain to the SBEC1 (Carson, Jeremy).
M 3-G S01 Jessen, Grant rush for 1 yard to the SBEC0, TOUCHDOWN, clock 08:01.
Lewis, Taylor kick attempt good.

=====

SBEC 0, ST. GEORGE'S 28

=====

----- 8 plays, 58 yards, TOP 03:59 -----

Lewis, Taylor kickoff 60 yards to the SBEC0, touchback.

S 1-10 S20 SBEC drive start at 08:01.
S 1-10 S20 Carson, Jeremy rush for 21 yards to the SBEC41, **1ST DOWN SBEC** (Folk, Eric).
S 1-10 S41 Sneed, Garrett rush for 1 yard to the SBEC42 (Jessen, Grant).
S 2-9 S42 Greer, H.R. rush for 18 yards to the SGHS40, **1ST DOWN SBEC** (Popeck, Ben).
S 1-10 M40 Carson, Jeremy rush to the SGHS35, fumble forced by Brown, Cabell, fumble by Carson, Jeremy recovered by SGHS Folk, Eric at SBEC35.

----- 4 plays, 15 yards, TOP 01:33 -----

M 1-10 S35 ST. GEORGE'S drive start at 06:28.
M 1-10 S35 Deaton, Blake rush for 35 yards to the SBEC0, **1ST DOWN SGHS**, TOUCHDOWN, clock 06:15.
Hyde, Rob rush attempt failed.

=====

SBEC 0, ST. GEORGE'S 34

=====

----- 1 plays, 35 yards, TOP 00:13 -----

Lewis, Taylor kickoff 60 yards to the SBEC0, touchback.

S 1-10 S20 SBEC drive start at 06:15.
S 1-10 S20 Greer, H.R. rush for 23 yards to the SBEC43, **1ST DOWN SBEC** (Brown, Cabell).
S 1-10 S43 Ford, Michael rush for 2 yards to the SBEC45 (Lewis, Taylor).
S 2-8 S45 Carson, Jeremy rush for 5 yards to the 50 yardline (Gore, Michael;Jessen, Grant).
S 3-3 S50 Greer, H.R. rush for 2 yards to the SGHS48 (Brown, Cabell;Carpenter, J.).
S 4-1 M48 Greer, H.R. rush for 2 yards to the SGHS46, **1ST DOWN SBEC** (Popeck, Ben).
S 1-10 M46 DuBois, Ryan pass incomplete to Carson, Jeremy.
S 2-10 M46 DuBois, Ryan pass intercepted by Scheinblum, C. at the SGHS41, Scheinblum, C. return 18 yards to the SBEC41 (Greer, H.R.), *PENALTY SBEC personal foul 15 yards to the SBEC26*, 1st and 10, SGHS ball on SBEC26.

----- 7 plays, 34 yards, TOP 02:49 -----

M 1-10 S26 ST. GEORGE'S drive start at 03:26.

M 1-10 S26 Jessen, Grant rush for 3 yards to the SBEC23 (Greer, H.R.).
M 2-7 S23 Jessen, Grant rush for 3 yards to the SBEC20 (Carson, Jeremy).
M 3-4 S20 Cowan, Hunter rush for no gain to the SBEC20 (DuBois, Ryan).
M 4-4 S20 Cowan, Hunter rush for 8 yards to the SBEC12, **1ST DOWN SGHS**
 (McCarter, Micah;DuBois, Ryan).
M 1-10 S12 Hyde, Rob rush to the SBEC13, fumble forced by DuBois, Ryan, fumble by
 Hyde, Rob recovered by SBEC Johnston, Ryan at SBEC13.

----- 5 plays, 13 yards, TOP 02:50 -----

S 1-10 S13 SBEC drive start at 00:36.
S 1-10 S13 Chambliss, T. rush for 4 yards to the SBEC17 (Hughes, Jake).
S 2-6 S17 Carson, Jeremy rush for 5 yards to the SBEC22 (Brown, Cabell).

==END OF 3rd QUARTER==
SBEC 0, ST. GEORGE'S 34
=====

Play-by-Play Summary (4th quarter)

S 3-1 S22 Start of 4th quarter, clock 12:00.
S 3-1 S22 Greer, H.R. rush for 4 yards to the SBEC26, **1ST DOWN SBEC** (Popeck, Ben).
S 1-10 S26 *PENALTY SBEC personal foul 13 yards to the SBEC13.*
S 1-23 S13 1st and 10.
S 1-10 S13 Sneed, Garrett rush for 6 yards to the SBEC19 (Carlson, Todd;Schaefer, T.),
PENALTY SBEC holding 9 yards to the SBEC10.
S 1-13 S10 1st and 13.
S 1-13 S10 McCarter, Micah rush for 2 yards to the SBEC12 (Brown, Cabell), *PENALTY SBEC holding 6 yards to the SBEC6.*
S 1-17 S06 1st and 17.
S 1-17 S06 Carson, Jeremy rush for loss of 3 yards to the SBEC3 (Scheinblum, C.), *PENALTY SGHS unsportsmanlike conduct 21 yards to the SBEC27, 1ST DOWN SBEC*, NO PLAY.
S 1-10 S27 Greer, H.R. rush for 21 yards to the SBEC48, **1ST DOWN SBEC** (Scheinblum, C.).
S 1-10 S48 Carson, Jeremy rush for 3 yards to the SGHS49 (Scheinblum, C.;DeGutis, B.).
S 2-7 M49 Ford, Michael rush for 4 yards to the SGHS45 (Gore, Michael).
S 3-3 M45 Carson, Jeremy rush for 6 yards to the SGHS39, **1ST DOWN SBEC** (Brown, Cabell;Scheinblum, C.).
S 1-10 M39 Greer, H.R. rush for no gain to the SGHS39 (Brown, Cabell).
S 2-10 M39 DuBois, Ryan pass complete to Akin, Taylor for 28 yards to the SGHS11, **1ST DOWN SBEC**, out-of-bounds.
S 1-10 M11 Sneed, Garrett rush for 8 yards to the SGHS3 (Brown, Cabell).
S 2-2 M03 Greer, H.R. rush for 1 yard to the SGHS2 (Jessen, Grant).
S 3-1 M02 Greer, H.R. rush for 2 yards to the SGHS0, **1ST DOWN SBEC**, TOUCHDOWN, clock 07:15.
Spurlock, Tyler kick attempt good.
=====

SBEC 7, ST. GEORGE'S 34

=====

----- 14 plays, 87 yards, TOP 05:21 -----

Spurlock, Tyler kickoff 40 yards to the SGHS20, Jessen, Grant return 16 yards to the SGHS36 (Cox, Brandon).

M 1-10 M36 ST. GEORGE'S drive start at 07:15.
M 1-10 M36 Jessen, Grant rush for 3 yards to the SGHS39 (Ferrell, Sean).
M 2-7 M39 Jessen, Grant rush for no gain to the SGHS39 (Chambliss, T.).
M 3-7 M39 Deaton, Blake rush for 1 yard to the SGHS40 (Ford, Michael).
M 4-6 M40 Carlson, Todd punt 31 yards to the SBEC29, fair catch by Akin, Taylor.

----- 3 plays, 4 yards, TOP 02:20 -----

S 1-10 S29 SBEC drive start at 04:55.
S 1-10 S29 DuBois, Ryan pass complete to Locke, Taylor for 1 yard to the SBEC30.
S 2-9 S30 Greer, H.R. rush for 19 yards to the SBEC49, **1ST DOWN SBEC** (Blackwood, T.).
S 1-10 S49 DuBois, Ryan pass incomplete to Akin, Taylor (Brown, Cabell).
S 2-10 S49 Greer, H.R. rush for 3 yards to the SGHS48 (Scheinblum, C.;Jessen, Grant).
S 3-7 M48 DuBois, Ryan pass complete to Carson, Jeremy for 33 yards to the SGHS15, **1ST DOWN SBEC** (Blackwood, T.).
S 1-10 M15 Greer, H.R. rush for 5 yards to the SGHS10 (Jessen, Grant).
S 2-5 M10 Greer, H.R. rush for 1 yard to the SGHS9 (Carpenter, J.).
S 3-4 M09 Greer, H.R. rush for 6 yards to the SGHS3, **1ST DOWN SBEC** (Scheinblum, C.).
S 1-G M03 Greer, H.R. rush for 1 yard to the SGHS2 (Brown, Cabell;Cooper, Bobby).
S 2-G M02 Greer, H.R. rush for 2 yards to the SGHS0, TOUCHDOWN, clock 00:14.
Spurlock, Tyler kick attempt good.
=====

SBEC 14, ST. GEORGE'S 34

=====

----- 10 plays, 71 yards, TOP 04:41 -----

Spurlock, Tyler kickoff 45 yards to the SGHS15, Harris, Forbes return 24 yards to the SGHS39 (Farrell, Josh).

M 1-10 M39 ST. GEORGE'S drive start at 00:14.
M 1-10 M39 Timeout St. George's, clock 00:07.
M 1-10 M39 TEAM rush for loss of 1 yard to the SGHS38.
M 2-11 M38 End of game, clock 00:00.

----- 1 plays, minus 1 yards, TOP 00:14 -----

=====FINAL SCORE=====

SBEC 14, ST. GEORGE'S 34

=====

Play Breakdown Summary

Play Breakdown Summary (Final)
2007 Blue Cross Bowl
SBEC vs St. George's (Nov 24, 2007 at Murfreesboro, TN)

SBEC				St. George's			
Down	RUN	PASS	Total	Down	RUN	PASS	Total
OVERALL.....	49	16	65	OVERALL.....	46	2	48
1ST DOWN.....	23	6	29	1ST DOWN.....	24	2	26
2ND DOWN-SHORT...	2	0	2	2ND DOWN-SHORT...	2	0	2
2ND DOWN-MIDDLE..	3	0	3	2ND DOWN-MIDDLE..	2	0	2
2ND DOWN-LONG....	11	4	15	2ND DOWN-LONG....	9	0	9
3RD DOWN-SHORT...	2	1	3	3RD DOWN-SHORT...	2	0	2
3RD DOWN-MIDDLE..	5	0	5	3RD DOWN-MIDDLE..	1	0	1
3RD DOWN-LONG....	1	4	5	3RD DOWN-LONG....	5	0	5
4TH DOWN.....	2	1	3	4TH DOWN.....	1	0	1
SBEC				St. George's			
Formation	RUN	PASS	Total	Formation	RUN	PASS	Total
.....	49	16	65	46	2	48

Play Breakdown

Play Breakdown (Final)
2007 Blue Cross Bowl
SBEC vs St. George's (Nov 24, 2007 at Murfreesboro, TN)

SBEC (Sorted by Play type)

1ST DOWN RUN (23 RUN, 6 PASS)	1ST DOWN PASS
1-15 S29 #12 6 []	1-10 S29 #1 to #21 1 []
1-10 S42 #12 2 []	1-10 M34 #1 to #22 - []
1-3 M03 #12 1 []	1-10 M46 #1 to #34 - []
1-10 M15 #12 5 []	1-10 M24 #1 to #80 - []
1-10 S40 #12 14 []	1-10 S23 #1 to #80 11 []
1-10 M39 #12 0 []	1-10 S49 #1 to #80 - []
1-10 S27 #12 21 []	
1-10 S43 #12 -1 []	
1-10 S22 #12 3 []	
1-10 S20 #12 23 []	
1-10 S20 #12 5 []	
1-10 S43 #2 2 []	
1-10 S13 #22 4 []	
1-10 S20 #3 23 []	
1-10 S41 #3 1 []	
1-10 S13 #3 6 []	
1-10 M11 #3 8 []	
1-10 M46 #3 2 []	
1-10 S33 #3 1 []	
1-10 S48 #34 3 []	
1-10 M40 #34 5 []	
1-10 S20 #34 21 []	
1-13 S10 #6 2 []	
2ND-SHORT RUN (2 RUN, 0 PASS)	2ND-SHORT PASS
2-2 M02 #12 2 []	
2-2 M03 #12 1 []	
2ND-MIDDLE RUN (3 RUN, 0 PASS)	2ND-MIDDLE PASS
2-5 M10 #12 1 []	
2-5 S25 #12 8 []	
2-6 S17 #34 5 []	
2ND-LONG RUN (11 RUN, 4 PASS)	2ND-LONG PASS
2-7 S25 #12 1 []	2-8 M44 #1 to #12 6 []
2-10 S49 #12 3 []	2-10 M46 #1 to #22 INT []
2-9 S30 #12 19 []	2-9 S35 #1 to #80 - []
2-8 S44 #12 0 []	2-10 M39 #1 to #80 28 []

2-9 S42 #12 18 []
2-7 M49 #2 4 []
2-10 M24 #34 0 []
2-10 M34 #34 10 []
2-9 S34 #34 6 []
2-8 S45 #34 5 []
2-11 S42 #34 7 []

3RD-SHORT RUN (2 RUN, 1 PASS)
3-1 M02 #12 2 []
3-1 S22 #12 4 []

3RD-MIDDLE RUN (5 RUN, 0 PASS)
3-4 M09 #12 6 []
3-3 S50 #12 2 []
3-3 S40 #3 -3 []
3-4 S49 #34 2 []
3-3 M45 #34 6 []

3RD-LONG RUN (1 RUN, 4 PASS)
3-6 S26 #12 2 []

4TH DOWN RUN (2 RUN, 1 PASS)
4-1 M48 #12 2 []
4-2 M38 #34 4 []

3RD-SHORT PASS
3-2 M38 #1 to #80 - []

3RD-MIDDLE PASS

3RD-LONG PASS
3-10 M24 #1 to #12 - []
3-9 S35 #1 to #3 INT []
3-7 M48 #1 to #34 33 []
3-8 S44 #1 to #80 - []

4TH DOWN PASS
4-10 M24 #1 to # SACK []

Play Breakdown

Play Breakdown (Final)
2007 Blue Cross Bowl
SBEC vs St. George's (Nov 24, 2007 at Murfreesboro, TN)

St. George's (Sorted by Play type)

1ST DOWN RUN (24 RUN, 2 PASS)
1-10 S12 #12 -1 []
1-10 S26 #30 15 []
1-10 M36 #30 4 []
1-10 S41 #5 26 []
1-10 S47 #5 3 []
1-10 S25 #5 7 []
1-15 M24 #5 33 []
1-10 S35 #5 35 []
1-10 M30 #7 1 []
1-10 S11 #7 11 []
1-10 M48 #7 11 []
1-10 S14 #7 14 []
1-10 S37 #7 -1 []
1-10 M42 #9 11 []
1-10 M22 #9 14 []
1-4 S04 #9 3 []
1-10 S40 #9 5 []
1-5 S05 #9 5 []
1-10 M36 #9 3 []
1-10 S43 #9 2 []
1-10 M27 #9 28 []
1-10 M01 #9 1 []
1-10 S26 #9 3 []
1-10 M39 #TM -1 []

2ND-SHORT RUN (2 RUN, 0 PASS)
2-1 S01 #30 0 []
2-3 S18 #9 4 []

2ND-MIDDLE RUN (2 RUN, 0 PASS)
2-5 S35 #30 9 []
2-6 M40 #7 5 []

1ST DOWN PASS
1-10 S19 #7 to #3 - []
1-10 M30 #7 to #34 - []

2ND-SHORT PASS

2ND-MIDDLE PASS

2ND-LONG RUN (9 RUN, 0 PASS)
2-11 S38 #30 30 []
2-7 S44 #30 7 []
2-8 S41 #5 17 []
2-9 M31 #5 2 []
2-10 S19 #7 1 []
2-9 M02 #9 4 []
2-7 S23 #9 3 []
2-10 M30 #9 55 []
2-7 M39 #9 0 []

2ND-LONG PASS

3RD-SHORT RUN (2 RUN, 0 PASS)
3-1 M45 #5 3 []
3-1 S01 #9 1 []

3RD-SHORT PASS

3RD-MIDDLE RUN (1 RUN, 0 PASS)
3-4 S20 #7 0 []

3RD-MIDDLE PASS

3RD-LONG RUN (5 RUN, 0 PASS)
3-7 M39 #5 1 []
3-15 M25 #5 7 []
3-5 M06 #7 16 []
3-7 M33 #9 2 []
3-9 S18 #9 0 []

3RD-LONG PASS

4TH DOWN RUN (1 RUN, 0 PASS)
4-4 S20 #7 8 []

4TH DOWN PASS

2006 Division II Class A Football Playoffs
November 3 - November 18, 2006 .

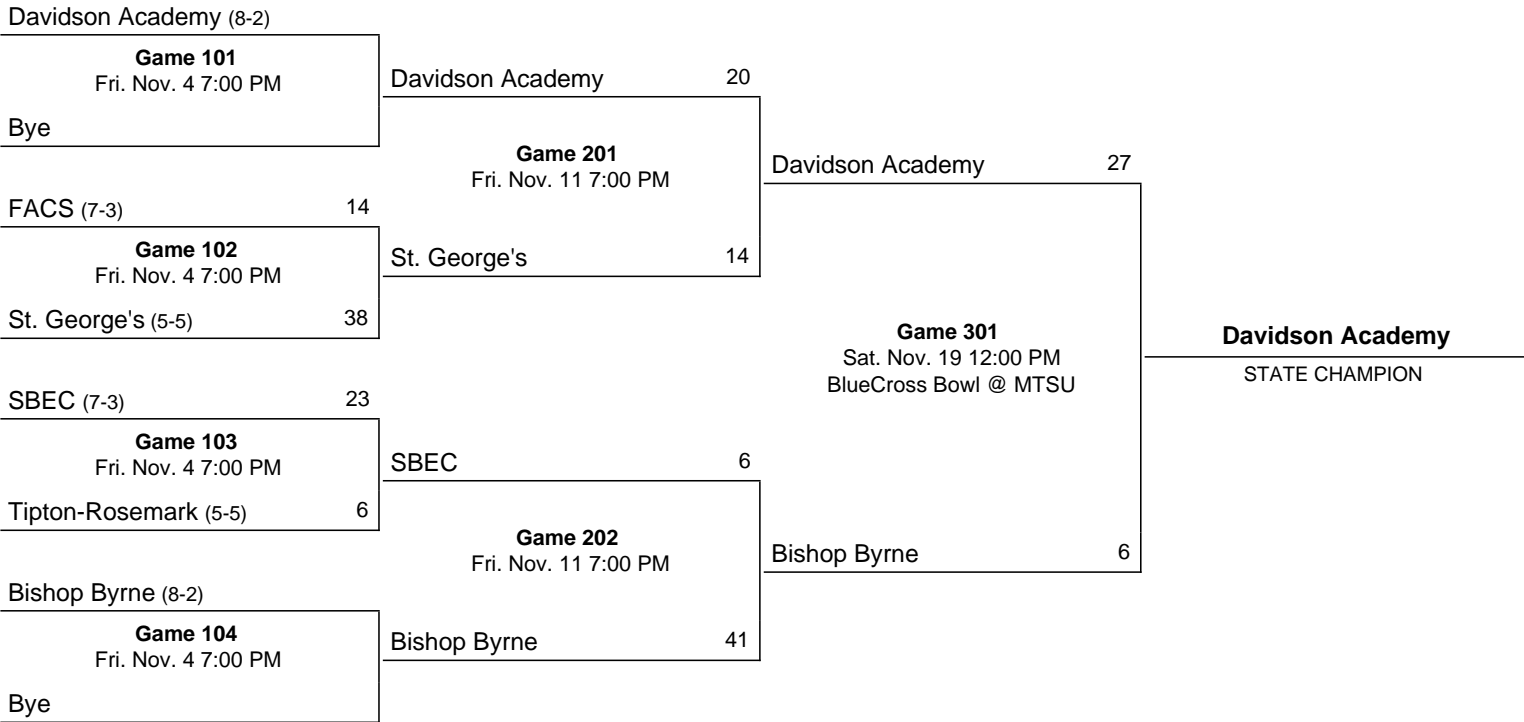


1st	Davidson Academy (9-1)					
	<div>Game 101 Fri. Nov. 3 7:00 PM Bye</div>	Davidson Academy 16		Davidson Academy 14		
		<div>Game 201 Fri. Nov. 10 7:00 PM</div>				
5th	Rossville (4-4) 0					
	<div>Game 102 Fri. Nov. 3 7:00 PM</div>	SBEC 6				
4th	SBEC (6-3) 28					
				<div>Game 301 Sat. Nov. 18 12:00 PM BlueCross Bowl @ MTSU</div>		
3rd	Bishop Byrne (6-3)					Davidson Academy STATE CHAMPION
	<div>Game 103 Fri. Nov. 3 7:00 PM Bye</div>	Bishop Byrne 0				
		<div>Game 202 Fri. Nov. 10 7:00 PM</div>				
2nd	St. George's (8-1)			St. George's 5		
	<div>Game 104 Fri. Nov. 3 7:00 PM Bye</div>	St. George's 26				

Notes:

2005 Division II Class A Football Playoffs

November 4 - November 19, 2005 -



2004 Division II Class A Football Playoffs

November 5 - November 23, 2004 -



Bishop Byrne (5-5) 35

Game 201
Fri. Nov. 5 7:00 PM

Bishop Byrne 45

SBEC (3-7) 7

Game 301
Tue. Nov. 23 12:00 PM
Clinic Bowl @ Vanderbilt

Bishop Byrne
STATE CHAMPION

Tipton-Rosemark (8-2) 46

Game 202
Fri. Nov. 5 7:00 PM

Tipton-Rosemark 14

FACS (7-3) 6

2003 Division II Class A Football Playoffs

November 7 - November 22, 2003 -



Bishop Byrne (6-3)	6		
Game 201 Fri. Nov. 7 7:00 PM		Bishop Byrne	16
FACS (6-4)	0	Game 301 Sat. Nov. 22 12:00 PM Clinic Bowl @ Vanderbilt	SBEC STATE CHAMPION
SBEC (7-3)	36		
Game 202 Fri. Nov. 7 7:00 PM			
Tipton-Rosemark (8-2)	6	SBEC	27

Box Score

Box Score (Final)

Southern Baptist Ed vs #-19902 Bishop Byrne (Nov 22, 2003 at Nashville, TN)

Score by Quarters	1	2	3	4	Score	
-----	--	--	--	--	-----	
Southern Baptist Ed.	6	0	7	14	- 27	Record: (10-2)
Bishop Byrne.....	0	16	0	0	- 16	Record: (7-4)

Scoring Summary:

1st 06:33 SBEC - WALKER,Jonathan 65 yd run (HOUSTON,Jason kick failed), 2-77 0:35, SBEC 6 - BB 0
2nd 06:49 BB - PATTERSON,Bobby 6 yd run (HAMPTON,Charles pass), 13-89 6:05, SBEC 6 - BB 8
00:48 BB - YATES,Martin 1 yd run (HAMPTON,Charles pass), 4-10 1:53, SBEC 6 - BB 16
3rd 05:09 SBEC - WALKER,Jonathan 1 yd run (HOUSTON,Jason kick), 11-47 5:03, SBEC 13 - BB 16
4th 09:40 SBEC - GRIFFIN,Barak 13 yd run (HOUSTON,Jason kick), 9-64 3:37, SBEC 20 - BB 16
06:16 SBEC - GRIFFIN,Barak 15 yd run (HOUSTON,Jason kick), 5-30 1:26, SBEC 27 - BB 16

	SBEC	BB
FIRST DOWNS.....	19	10
RUSHES-YARDS (NET).....	50-264	36-138
PASSING YDS (NET).....	27	24
Passes Att-Comp-Int.....	10-3-1	6-1-1
TOTAL OFFENSE PLAYS-YARDS.....	60-291	42-162
Fumble Returns-Yards.....	0-0	0-0
Punt Returns-Yards.....	1--3	1-4
Kickoff Returns-Yards.....	3-90	4-43
Interception Returns-Yards....	1-0	1-71
Punts (Number-Avg).....	1-29.0	3-17.3
Fumbles-Lost.....	0-0	1-0
Penalties-Yards.....	3-15	10-62
Possession Time.....	27:39	20:21
Third-Down Conversions.....	4 of 10	2 of 9
Fourth-Down Conversions.....	3 of 5	2 of 4
Red-Zone Scores-Chances.....	3-4	2-3
Sacks By: Number-Yards.....	1-13	1-4

RUSHING: Southern Baptist Ed-WALKER,Jonathan 24-159; GRIFFIN,Barak 4-34; MAYNARD,Hunter 7-30; CENTER,Grant 7-25; DEVENEY,Mac 4-18; -TROJANS- 2-0; SHAW,Joseph 2-minus 2. Bishop Byrne-HAMPTON,Charles 13-69; RANDOLPH,Kobie 7-42; PATTERSON,Bobby 8-31; YATES,Michael 3-3; HARGROW,Daniel 1-1; YATES,Martin 4-minus 8.

PASSING: Southern Baptist Ed-MAYNARD,Hunter 3-10-1-27; SHAW,Joseph 0-0-0-0. Bishop Byrne-YATES,Martin 1-4-0-24; RANDOLPH,Kobie 0-2-1-0.

RECEIVING: Southern Baptist Ed-WILSON,Matt 1-12; STEVENSON,Joey 1-11; WALKER,Jonathan 1-4. Bishop Byrne-YATES,Michael 1-24.

INTERCEPTIONS: Southern Baptist Ed-CENTER,Grant 1-0. Bishop Byrne-YATES,Martin 1-71.

FUMBLES: Southern Baptist Ed-None. Bishop Byrne-HAMPTON,Charles 1-0.

Stadium: Vanderbilt Stadium Attendance: 0
Kickoff time: 11:00a End of Game: 1:12p Total elapsed time: 2:12
Officials: Referee: Jim Fowler; Umpire: Dennis Beaty; Linesman: Scott Owens;
Line judge: í.W.Ô±; Back judge: êSG.W.GDI.EXE;
Temperature: Wind: Weather:

Southern Baptist Ed vs #-19902 Bishop Byrne (Nov 22, 2003 at Nashville, TN)

SACKS (UA-A): Southern Baptist Ed-DAVIS,Ty 1-0. Bishop Byrne-CLAYTON,Robert 1-0.

TACKLES (UA-A): Southern Baptist Ed-GRIFFIN,Barak 2-5; CALLICUTT,Jeff 1-6; WALKER,Jonathan 1-5; MAHONY,Colin 2-3; STEVENSON,Joey 1-4; DANIEL,Craig 1-4; MAYNARD,Hunter 1-3; WILLIAMS,Brett 2-1; CENTER,Grant 1-2; SNEED,Blair 1-2; DAVIS,Ty 1-2; LOYD,David 0-3; MORRIS,Cleat 1-1; SHAW,Joseph 0-2; PROVENCE,Dane 1-0; KING,Greg 1-0; WILSON,Matt 0-1; ADAIR,Jerry 0-1; STEADMAN,Michae 0-1. Bishop Byrne-PATTERSON,Bobby 4-4; RANDOLPH,Kobie 2-6; THIGPEN,Tez 4-3; YATES,Michael 5-1; YATES,Martin 2-4; HAMPTON,Charles 4-1; THOMPSON,James 2-3; HARGROW,Daniel 1-4; STALLINGS,Greg 2-1; CLAYTON,Robert 2-1; HURT,Kyle 1-2; DAILEY,Rashad 1-2; TOLES,Jonathan 0-2; ISOM,Aaron 0-2; COATS,Kelbee 0-1; IZQUIERDO,Marco 0-1; STOKES,Brett 0-1; THOMPSON,Bertra 0-1.

Game Starters:

Southern Baptist Ed

Bishop Byrne

POS ## OFFENSE
QB 2 MAYNARD,Hunter
RB 20 WALKER,Jonathan
FB 41 DEVENEY,Mac
WB 3 CENTER,Grant
SE 81 WILSON,Matt
TE 23 STEVENSON,Joey
C 54 DANIEL,Craig
LG 72 PROVENCE,Dane
RG 62 HUNSUCKER,Willi
LT 60 LOYD,David
RT 52 DAVIS,Ty

POS ## OFFENSE
QB 15 YATES,Martin
RB 12 RANDOLPH,Kobie
RB 32 PATTERSON,Bobby
RB 11 HAMPTON,Charles
SE 14 YATES,Michael
SE 42 STALLINGS,Greg
C 79 CLAYTON,Robert
RG 55 THOMPSON,James
RT 64 THIGPEN,Tez
LG 51 ISOM,Aaron
LT 65 DAILEY,Rashad

POS ## DEFENSE
RE 60 LOYD,David
LE 54 DANIEL,Craig
N 55 CALLICUTT,Jeff
LB 23 STEVENSON,Joey
LB 52 DAVIS,Ty
LB 1 GRIFFIN,Barak
SR 20 WALKER,Jonathan
WR 5 SNEED,Blair
CB 9 WILLIAMS,Brett
CB 3 CENTER,Grant
S 82 MAHONY,Colin

POS ## DEFENSE
LE 20 HARGROW,Daniel
LT 65 DAILEY,Rashad
NG 55 THOMPSON,James
RT 64 THIGPEN,Tez
RE 79 CLAYTON,Robert
LB 12 RANDOLPH,Kobie
MLB 32 PATTERSON,Bobby
LB 14 YATES,Michael
CB 15 YATES,Martin
FS 11 HAMPTON,Charles
CB 42 STALLINGS,Greg

Player participation:

Southern Baptist Ed: 4-SHAW,Joseph, 13-STEADMAN,Michae, 32-MORRIS,Cleat, 45-HOUSTON,Jason, 50-ADAIR,Jerry, 65-KING,Greg.

Bishop Byrne: 21-STOKES,Brett, 31-COATS,Kelbee, 34-TOLES,Jonathan, 52-TAYLOR,Preston, 62-IZQUIERDO,Marco, 72-HURT,Kyle, 87-THOMPSON,Bertra.

Scoring Summary

Scoring Summary (Final)

The Automated ScoreBook

Southern Baptist Ed vs #-19902 Bishop Byrne (Nov 22, 2003 at Nashville, TN)

Southern Baptist Ed (10-2) vs. Bishop Byrne (7-4)

Date: Nov 22, 2003 Site: Nashville, TN Stadium: Vanderbilt Stadium

Attendance:

Score by Quarters	1	2	3	4	Score
-----	--	--	--	--	-----
Southern Baptist Ed.	6	0	7	14	- 27
Bishop Byrne.....	0	16	0	0	- 16

Scoring Summary:

1st 06:33 SBEC - WALKER,Jonathan 65 yd run (HOUSTON,Jason kick failed)
2 plays, 77 yards, TOP 0:35, SBEC 6 - BB 0

2nd 06:49 BB - PATTERSON,Bobby 6 yd run (HAMPTON,Charles pass from YATES,Martin)
13 plays, 89 yards, TOP 6:05, SBEC 6 - BB 8

00:48 BB - YATES,Martin 1 yd run (HAMPTON,Charles pass from YATES,Martin)
4 plays, 10 yards, TOP 1:53, SBEC 6 - BB 16

3rd 05:09 SBEC - WALKER,Jonathan 1 yd run (HOUSTON,Jason kick)
11 plays, 47 yards, TOP 5:03, SBEC 13 - BB 16

4th 09:40 SBEC - GRIFFIN,Barak 13 yd run (HOUSTON,Jason kick)
9 plays, 64 yards, TOP 3:37, SBEC 20 - BB 16

06:16 SBEC - GRIFFIN,Barak 15 yd run (HOUSTON,Jason kick)
5 plays, 30 yards, TOP 1:26, SBEC 27 - BB 16

Kickoff time: 11:00a End of Game: 1:12p Total elapsed time: 2:12
Officials: Referee: Jim Fowler; Umpire: Dennis Beaty; Linesman: Scott Owens;
Line judge: í.W.Ô±; Back judge: êŠG.W.GDI.EXE;
Temperature: Wind: Weather:

Team Statistics

Team Statistics (Final)

The Automated ScoreBook

Southern Baptist Ed vs #-19902 Bishop Byrne (Nov 22, 2003 at Nashville, TN)

	SBEC	BB
FIRST DOWNS.....	19	10
Rushing.....	14	9
Passing.....	1	1
Penalty.....	4	0
Rushing Attempts.....	50	36
Yards Gained Rushing.....	278	186
Yards Lost Rushing.....	14	48
NET YARDS RUSHING.....	264	138
NET YARDS PASSING.....	27	24
Passes Attempted.....	10	6
Passes Completed.....	3	1
Had Intercepted.....	1	1
TOTAL OFFENSIVE PLAYS.....	60	42
TOTAL NET YARDS.....	291	162
Average Gain Per Play.....	4.8	3.9
Fumbles: Number-Lost.....	0-0	1-0
Penalties: Number-Yards.....	3-15	10-62
Number of Punts-Yards.....	1-29	3-52
Average Per Punt.....	29.0	17.3
Punt Returns: Number-Yards....	1--3	1-4
Kickoff Returns: Number-Yards.	3-90	4-43
Interceptions: Number-Yards...	1-0	1-71
Fumble Returns: Number-Yards..	0-0	0-0
Miscellaneous Yards.....	0	0
Possession Time.....	27:39	20:21
Third-Down Conversions.....	4 of 10	2 of 9
Fourth-Down Conversions.....	3 of 5	2 of 4
Red-Zone Scores-Chances.....	3-4	2-3
Sacks By: Number-Yards.....	1-13	1-4

Individual Statistics

Individual Statistics (Final)

The Automated ScoreBook

Southern Baptist Ed vs #-19902 Bishop Byrne (Nov 22, 2003 at Nashville, TN)

Southern Baptist Ed

Rushing	No	Gain	Loss	Net	TD	Lg	Avg
WALKER,Jonathan	24	165	6	159	2	65	6.6
GRIFFIN,Barak	4	34	0	34	2	15	8.5
MAYNARD,Hunter	7	33	3	30	0	25	4.3
CENTER,Grant	7	26	1	25	0	7	3.6
DEVENEY,Mac	4	18	0	18	0	16	4.5
-TROJANS-	2	0	0	0	0	0	0.0
SHAW,Joseph	2	2	4	-2	0	2	-1.0
Totals...	50	278	14	264	4	65	5.3
Passing	Att	Cmp	Int	Yds	TD	Long	Sck
MAYNARD,Hunter	10	3	1	27	0	12	0
SHAW,Joseph	0	0	0	0	0	0	1
Totals...	10	3	1	27	0	12	1
Receiving	No.	Yds	TD	Long			
WILSON,Matt	1	12	0	12			
STEVENSON,Joey	1	11	0	11			
WALKER,Jonathan	1	4	0	4			
Totals...	3	27	0	12			
Punting	No.	Yds	Avg	Long	In20		
WILSON,Matt	1	29	29.0	29	1		
Totals...	1	29	29.0	29	1		
All Returns	Punts	Kickoffs	Intercept				
	No.Yds.Lg	No.Yds.Lg	No.Yds.Lg				
SNEED,Blair	1 -3 0	0 0 0	0 0 0				
CENTER,Grant	0 0 0	3 90 47	1 0 0				
Totals...	1 -3 0	3 90 47	1 0 0				
Field goal attempts							

Bishop Byrne

Rushing	No	Gain	Loss	Net	TD	Lg	Avg
HAMPTON,Charles	13	84	15	69	0	34	5.3
RANDOLPH,Kobie	7	42	0	42	0	11	6.0
PATTERSON,Bobby	8	31	0	31	1	14	3.9
YATES,Michael	3	19	16	3	0	19	1.0
HARGROW,Daniel	1	1	0	1	0	1	1.0
YATES,Martin	4	9	17	-8	1	8	-2.0
Totals...	36	186	48	138	2	34	3.8
Passing	Att	Cmp	Int	Yds	TD	Long	Sck
YATES,Martin	4	1	0	24	0	24	1
RANDOLPH,Kobie	2	0	1	0	0	0	0
Totals...	6	1	1	24	0	24	1
Receiving	No.	Yds	TD	Long			
YATES,Michael	1	24	0	24			
Totals...	1	24	0	24			
Punting	No.	Yds	Avg	Long	In20		
HAMPTON,Charles	3	52	17.3	30	0		
Totals...	3	52	17.3	30	0		
All Returns	Punts	Kickoffs	Intercept				
	No.Yds.Lg	No.Yds.Lg	No.Yds.Lg				
RANDOLPH,Kobie	0 0 0	1 9 9	0 0 0				
HAMPTON,Charles	1 4 4	2 30 24	0 0 0				
YATES,Martin	0 0 0	1 4 4	1 71 71				
Totals...	1 4 4	4 43 24	1 71 71				
Field goal attempts							

FUMBLES: Southern Baptist Ed-None. Bishop Byrne-HAMPTON,Charles 1-0.

Drive Chart

Drive Chart (Final) The Automated ScoreBook

Southern Baptist Ed vs #-19902 Bishop Byrne (Nov 22, 2003 at Nashville, TN)

Team	Qtr	Spot	Drive Started		Drive Ended			Consumed		
			Time	Obtained	Spot	Time	How Lost	Pl-Yds	TOP	
SBEC	1st	B34	12:00	Kickoff	B19	09:28	Downs	6-15	02:32#	
SBEC	1st	S23	07:08	Punt	B00	06:33	*TOUCHDOWN	2-77	00:35	
SBEC	1st	S40	04:33	Punt	B45	00:54	Punt	6-15	03:39	
SBEC	2nd	S38	06:40	Kickoff	B23	02:41	Interception	8-39	03:59	
SBEC	2nd	S27	00:41	Kickoff	S28	12:00	End of half	2-1	00:41	
SBEC	3rd	B47	10:12	Downs	B00	05:09	*TOUCHDOWN	11-47	05:03#	
SBEC	3rd	S36	01:17	Downs	B00	09:40	*TOUCHDOWN	9-64	03:37#	
SBEC	4th	B30	07:42	Punt	B00	06:16	*TOUCHDOWN	5-30	01:26#	
SBEC	4th	S34	05:51	Interception	B35	00:00	End of half	11-31	05:51	
BB	1st	B19	09:28	Downs	B49	07:08	Punt	4-30	02:20	
BB	1st	B26	06:27	Kickoff	B30	04:33	Punt	3-4	01:54	
BB	1st	B11	00:54	Punt	S00	06:49	*TOUCHDOWN	13-89	06:05#	
BB	2nd	S10	02:41	Interception	S00	00:48	*TOUCHDOWN	4-10	01:53#	
BB	3rd	B38	12:00	Kickoff	B47	10:12	Downs	5-9	01:48	
BB	3rd	B36	05:02	Kickoff	S36	01:17	Downs	8-28	03:45#	
BB	4th	B46	09:31	Kickoff	B33	07:42	Punt	3--13	01:49	
BB	4th	B30	06:07	Kickoff	B25	05:51	Interception	2--5	00:16	
SBEC				1st Qtr	2nd Qtr	3rd Qtr	4th Qtr	1st Half	2nd Half	Total
Time of possession				06:46	04:56	06:20	09:37	11:42	15:57	27:39
3rd Down Conversions				1/3	1/2	0/2	2/3	2/5	2/5	4/10
Avg Field Position				S43	S32	S44	B48	S38	S48	S43
4th Down Conversions				0/1	1/1	1/2	1/1	1/2	2/3	3/5
BB				1st Qtr	2nd Qtr	3rd Qtr	4th Qtr	1st Half	2nd Half	Total
Time of possession				05:14	07:04	05:40	02:23	12:18	08:03	20:21
3rd Down Conversions				0/2	2/4	0/2	0/1	2/6	0/3	2/9
Avg Field Position				B18	S10	B37	B38	B36	B37	B37
4th Down Conversions				0/0	2/2	0/2	0/0	2/2	0/2	2/4

Drive Chart (By Quarter)

Team	Drive Started				Drive Ended			Consumed	
	Qtr	Spot	Time	Obtained	Spot	Time	How Lost	Pl-Yds	TOP
SBEC	1st	B34	12:00	Kickoff	B19	09:28	Downs	6-15	02:32#
BB	1st	B19	09:28	Downs	B49	07:08	Punt	4-30	02:20
SBEC	1st	S23	07:08	Punt	B00	06:33	*TOUCHDOWN	2-77	00:35
BB	1st	B26	06:27	Kickoff	B30	04:33	Punt	3-4	01:54
SBEC	1st	S40	04:33	Punt	B45	00:54	Punt	6-15	03:39
BB	1st	B11	00:54	Punt	S00	06:49	*TOUCHDOWN	13-89	06:05#
SBEC	2nd	S38	06:40	Kickoff	B23	02:41	Interception	8-39	03:59
BB	2nd	S10	02:41	Interception	S00	00:48	*TOUCHDOWN	4-10	01:53#
SBEC	2nd	S27	00:41	Kickoff	S28	12:00	End of half	2-1	00:41
BB	3rd	B38	12:00	Kickoff	B47	10:12	Downs	5-9	01:48
SBEC	3rd	B47	10:12	Downs	B00	05:09	*TOUCHDOWN	11-47	05:03#
BB	3rd	B36	05:02	Kickoff	S36	01:17	Downs	8-28	03:45#
SBEC	3rd	S36	01:17	Downs	B00	09:40	*TOUCHDOWN	9-64	03:37#
BB	4th	B46	09:31	Kickoff	B33	07:42	Punt	3--13	01:49
SBEC	4th	B30	07:42	Punt	B00	06:16	*TOUCHDOWN	5-30	01:26#
BB	4th	B30	06:07	Kickoff	B25	05:51	Interception	2--5	00:16
SBEC	4th	S34	05:51	Interception	B35	00:00	End of half	11-31	05:51

Defensive Statistics

Defensive Statistics (Final)

The Automated ScoreBook

Southern Baptist Ed vs #-19902 Bishop Byrne (Nov 22, 2003 at Nashville, TN)

Southern Baptist Ed

##	Player	Solo	Ast	Tot	TFL/Yds	FF	FR-Yd	Intc	PD	Blkd	Sack/Yds	QH
1	GRIFFIN, Barak	2	5	7	2.0/9	/	.
55	CALLICUTT, Jeff	1	6	7	.	1	/	.
20	WALKER, Jonathan	1	5	6	1.0/6	/	.
82	MAHONY, Colin	2	3	5	/	.
54	DANIEL, Craig	1	4	5	0.5/1	/	.
23	STEVENSON, Joey	1	4	5	2.0/15	/	.
2	MAYNARD, Hunter	1	3	4	0.5/1	/	.
9	WILLIAMS, Brett	2	1	3	/	.
5	SNEED, Blair	1	2	3	0.5/2	/	.
52	DAVIS, Ty	1	2	3	1.5/14	1/13	.
3	CENTER, Grant	1	2	3	.	.	.	1-0	2	.	/	.
60	LOYD, David	.	3	3	/	.
32	MORRIS, Cleat	1	1	2	/	.
4	SHAW, Joseph	.	2	2	1	.	/	.
65	KING, Greg	1	.	1	/	.
72	PROVENCE, Dane	1	.	1	/	.
13	STEADMAN, Michael	.	1	1	/	.
50	ADAIR, Jerry	.	1	1	/	.
81	WILSON, Matt	.	1	1	/	.

Bishop Byrne

##	Player	Solo	Ast	Tot	TFL/Yds	FF	FR-Yd	Intc	PD	Blkd	Sack/Yds	QH
32	PATTERSON, Bobby	4	4	8	/	.
12	RANDOLPH, Kobie	2	6	8	1.0/1	/	.
64	THIGPEN, Tez	4	3	7	1.0/1	/	.
14	YATES, Michael	5	1	6	1.5/2	/	.
15	YATES, Martin	2	4	6	1.0/2	.	.	1-71	1	.	/	.
11	HAMPTON, Charles	4	1	5	0.5/0	/	.
55	THOMPSON, James	2	3	5	0.5/1	/	.
20	HARGROW, Daniel	1	4	5	/	.
79	CLAYTON, Robert	2	1	3	1.0/4	1/4	.
42	STALLINGS, Greg	2	1	3	1	.	/	.
65	DAILEY, Rashad	1	2	3	/	.
72	HURT, Kyle	1	2	3	1.0/2	/	.
34	TOLES, Jonathan	.	2	2	/	.
51	ISOM, Aaron	.	2	2	/	.
87	THOMPSON, Bertra	.	1	1	/	.
31	COATS, Kelbee	.	1	1	0.5/1	/	.
62	IZQUIERDO, Marco	.	1	1	/	.
21	STOKES, Brett	.	1	1	/	.

Quickie Statistics

Quickie Statistics (Final)

Southern Baptist Ed vs #-19902 Bishop Byrne (Nov 22, 2003 at Nashville, TN)

	SBEC	BB
Score.....	27	16
FIRST DOWNS.....	19	10
RUSHES-YARDS (NET).....	50-264	36-138
PASSING YDS (NET).....	27	24
Passes Att-Comp-Int.....	10-3-1	6-1-1
TOTAL OFFENSE PLAYS-YARDS.....	60-291	42-162
Fumble Returns-Yards.....	0-0	0-0
Punt Returns-Yards.....	1--3	1-4
Kickoff Returns-Yards.....	3-90	4-43
Interception Returns-Yards....	1-0	1-71
Punts (Number-Avg).....	1-29.0	3-17.3
Fumbles-Lost.....	0-0	1-0
Penalties-Yards.....	3-15	10-62
Possession Time.....	27:39	20:21
Third-Down Conversions.....	4 of 10	2 of 9
Fourth-Down Conversions.....	3 of 5	2 of 4
Red-Zone Scores-Chances.....	3-4	2-3

Southern Baptist Ed

Rushing	No	Yds	TD	Lg	Avg
WALKER,Jonathan	24	159	2	65	6.6
GRIFFIN,Barak	4	34	2	15	8.5
MAYNARD,Hunter	7	30	0	25	4.3
CENTER,Grant	7	25	0	7	3.6

Passing	Att	Cmp	Int	Yds	TD	Lng
MAYNARD,Hunter	10	3	1	27	0	12

Receiving	No.	Yds	TD	Long
WILSON,Matt	1	12	0	12
STEVENSON,Joey	1	11	0	11
WALKER,Jonathan	1	4	0	4

Punting	No.	Avg	Long	I20
WILSON,Matt	1	29.0	29	1

Punt returns	No.	Yds	TD	Long
SNEED,Blair	1	-3	0	0

Kick returns	No.	Yds	TD	Long
CENTER,Grant	3	90	0	47

Bishop Byrne

Rushing	No	Yds	TD	Lg	Avg
HAMPTON,Charles	13	69	0	34	5.3
RANDOLPH,Kobie	7	42	0	11	6.0
PATTERSON,Bobby	8	31	1	14	3.9
YATES,Michael	3	3	0	19	1.0

Passing	Att	Cmp	Int	Yds	TD	Lng
YATES,Martin	4	1	0	24	0	24
RANDOLPH,Kobie	2	0	1	0	0	0

Receiving	No.	Yds	TD	Long
YATES,Michael	1	24	0	24

Punting	No.	Avg	Long	I20
HAMPTON,Charles	3	17.3	30	0

Punt returns	No.	Yds	TD	Long
HAMPTON,Charles	1	4	0	4

Kick returns	No.	Yds	TD	Long
HAMPTON,Charles	2	30	0	24
RANDOLPH,Kobie	1	9	0	9

Team	Qtr	Time	Scoring play	Conversion	Plays-Yards	TOP	SBEC - BB
SBEC	1st	06:33	WALKER,Jonathan 65 yd run	HOUSTON,Jason kick failed	2-77	0:35	6 - 0
BB	2nd	06:49	PATTERSON,Bobby 6 yd run	HAMPTON,Charles pass	13-89	6:05	6 - 8
BB	2nd	00:48	YATES,Martin 1 yd run	HAMPTON,Charles pass	4-10	1:53	6 - 16
SBEC	3rd	05:09	WALKER,Jonathan 1 yd run	HOUSTON,Jason kick	11-47	5:03	13 - 16
SBEC	4th	09:40	GRIFFIN,Barak 13 yd run	HOUSTON,Jason kick	9-64	3:37	20 - 16
SBEC	4th	06:16	GRIFFIN,Barak 15 yd run	HOUSTON,Jason kick	5-30	1:26	27 - 16

Participation Report

Participation Report (Final)

The Automated ScoreBook

Southern Baptist Ed vs #-19902 Bishop Byrne (Nov 22, 2003 at Nashville, TN)

Southern Baptist Ed

POS ## OFFENSE
QB 2 MAYNARD,Hunter
RB 20 WALKER,Jonathan
FB 41 DEVENEY,Mac
WB 3 CENTER,Grant
SE 81 WILSON,Matt
TE 23 STEVENSON,Joey
C 54 DANIEL,Craig
LG 72 PROVENCE,Dane
RG 62 HUNSUCKER,Willi
LT 60 LOYD,David
RT 52 DAVIS,Ty

POS ## DEFENSE
RE 60 LOYD,David
LE 54 DANIEL,Craig
N 55 CALLICUTT,Jeff
LB 23 STEVENSON,Joey
LB 52 DAVIS,Ty
LB 1 GRIFFIN,Barak
SR 20 WALKER,Jonathan
WR 5 SNEED,Blair
CB 9 WILLIAMS,Brett
CB 3 CENTER,Grant
S 82 MAHONY,Colin

Bishop Byrne

POS ## OFFENSE
QB 15 YATES,Martin
RB 12 RANDOLPH,Kobie
RB 32 PATTERSON,Bobby
RB 11 HAMPTON,Charles
SE 14 YATES,Michael
SE 42 STALLINGS,Greg
C 79 CLAYTON,Robert
RG 55 THOMPSON,James
RT 64 THIGPEN,Tez
LG 51 ISOM,Aaron
LT 65 DAILEY,Rashad

POS ## DEFENSE
LE 20 HARGROW,Daniel
LT 65 DAILEY,Rashad
NG 55 THOMPSON,James
RT 64 THIGPEN,Tez
RE 79 CLAYTON,Robert
LB 12 RANDOLPH,Kobie
MLB 32 PATTERSON,Bobby
LB 14 YATES,Michael
CB 15 YATES,Martin
FS 11 HAMPTON,Charles
CB 42 STALLINGS,Greg

Southern Baptist Ed: 4-SHAW,Joseph, 13-STEADMAN,Michae, 32-MORRIS,Cleat, 45-HOUSTON,Jason, 50-ADAIR,Jerry, 65-KING,Greg.

Bishop Byrne: 21-STOKES,Brett, 31-COATS,Kelbee, 34-TOLES,Jonathan, 52-TAYLOR,Preston, 62-IZQUIERDO,Marco, 72-HURT,Kyle, 87-THOMPSON,Bertra.

Play-by-Play Summary (1st Quarter)

S 1-10 S40 SBEC wins toss and will receive.
BB ball on BB40.

STOKES,Brett kickoff 41 yards to the SBEC19, CENTER,Grant return 47 yards to the BB34 (CLAYTON,Robert).

S 1-10 B34 WALKER,Jonathan rush for 1 yard to the BB33 (PATTERSON,Bobby).
S 2-9 B33 DEVENEY,Mac rush for 1 yard to the BB32 (THIGPEN,Tez), **PENALTY BB face mask 15 yards to the BB17, 1ST DOWN SBEC.**

S 1-10 B17 1st and 10.
S 1-10 B17 DEVENEY,Mac rush for no gain to the BB17 (THIGPEN,Tez).
S 2-10 B17 CENTER,Grant rush for loss of 1 yard to the BB18 (COATS,Kelbee;YATES,Michael).
S 3-11 B18 WALKER,Jonathan rush for loss of 1 yard to the BB19 (RANDOLPH,Kobie).
S 4-12 B19 MAYNARD,Hunter pass incomplete to STEVENSON,Joey (STALLINGS,Greg).

----- 6 plays, 15 yards, TOP 02:32 -----

B 1-10 B19 BISHOP BYRNE drive start at 09:28 (1st).
B 1-10 B19 HAMPTON,Charles rush for 34 yards to the SBEC47, **1ST DOWN BB** (WILLIAMS,Brett).
B 1-10 S47 Timeout Southern Baptist Ed, clock 09:15.
B 1-10 S47 RANDOLPH,Kobie rush for no gain to the SBEC47 (DANIEL,Craig;CALLICUTT,Jeff).
B 2-10 S47 PATTERSON,Bobby rush for 1 yard to the SBEC46 (DANIEL,Craig;CALLICUTT,Jeff).
B 3-9 S46 HAMPTON,Charles rush for loss of 5 yards to the BB49 (WALKER,Jonathan;STEVENSON,Joey).
B 4-14 B49 HAMPTON,Charles punt 25 yards to the SBEC26, SNEED,Blair return -3 yards to the SBEC23 (YATES,Michael).

----- 4 plays, 30 yards, TOP 02:20 -----

S 1-10 S23 SOUTHERN BAPTIST ED drive start at 07:08 (1st).
S 1-10 S23 WALKER,Jonathan rush for 12 yards to the SBEC35, **1ST DOWN SBEC** (HAMPTON,Charles).
S 1-10 S35 WALKER,Jonathan rush for 65 yards to the BB0, **1ST DOWN SBEC**, TOUCHDOWN, clock 06:33.
S 1-G B02 Timeout Southern Baptist Ed, clock 06:33.
HOUSTON,Jason kick attempt failed.

=====

SOUTHERN BAPTIST ED 6, BISHOP BYRNE 0

=====

----- 2 plays, 77 yards, TOP 00:35 -----

HOUSTON,Jason kickoff 40 yards to the BB20, HAMPTON,Charles return 6 yards to the BB26 (WILLIAMS,Brett).

B 1-10 B26 BISHOP BYRNE drive start at 06:27 (1st).
B 1-10 B26 HAMPTON,Charles rush to the BB22, fumble forced by CALLICUTT,Jeff, fumble by HAMPTON,Charles recovered by BB THOMPSON,James at BB27.
B 2-9 B27 RANDOLPH,Kobie rush for 7 yards to the BB34 (KING,Greg).
B 3-2 B34 YATES,Martin rush for loss of 4 yards to the BB30 (STEVENSON,Joey;SNEED,Blair).
B 4-6 B30 HAMPTON,Charles punt 30 yards to the SBEC40, downed.

----- 3 plays, 4 yards, TOP 01:54 -----

S 1-10 S40 SOUTHERN BAPTIST ED drive start at 04:33 (1st).
S 1-10 S40 WALKER,Jonathan rush for 2 yards to the SBEC42 (RANDOLPH,Kobie;PATTERSON,Bobby).
S 2-8 S42 WALKER,Jonathan rush for no gain to the SBEC42 (THOMPSON,James).
S 3-8 S42 MAYNARD,Hunter pass complete to STEVENSON,Joey for 11 yards to the BB47, **1ST DOWN SBEC** (STALLINGS,Greg).
S 1-10 B47 MAYNARD,Hunter pass incomplete to WILSON,Matt.
S 2-10 B47 WALKER,Jonathan rush for no gain to the BB47 (HARGROW,Daniel).
S 3-10 B47 CENTER,Grant rush for 7 yards to the BB40 (YATES,Martin).
S 4-3 B40 **PENALTY SBEC illegal formation 5 yards to the BB45.**
S 4-8 B45 WILSON,Matt punt 29 yards to the BB16, HAMPTON,Charles return 4 yards to the BB20 (PROVENCE,Dane), **PENALTY BB clipping 9 yards to the BB11**, 1st and 10, BB ball on BB11.

----- 6 plays, 15 yards, TOP 03:39 -----

B 1-10 B11 BISHOP BYRNE drive start at 00:54 (1st).
B 1-10 B11 HAMPTON,Charles rush for loss of 2 yards to the BB9 (DANIEL,Craig;DAVIS,Ty).
B 2-12 B09 RANDOLPH,Kobie rush for 3 yards to the BB12 (SHAW,Joseph;LOYD,David).

=====END OF 1st QUARTER=====

SOUTHERN BAPTIST ED 6, BISHOP BYRNE 0

=====

Play-by-Play Summary (2nd quarter)

B 3-9 B12 Start of 2nd quarter, clock 12:00.
B 3-9 B12 YATES,Michael rush for 19 yards to the BB31, **1ST DOWN BB**
(CALLICUTT,Jeff;GRIFFIN,Barak).
B 1-10 B31 HAMPTON,Charles rush for 3 yards to the BB34
(CALLICUTT,Jeff;GRIFFIN,Barak).
B 2-7 B34 HARGROW,Daniel rush for 1 yard to the BB35 (WALKER,Jonathan;LOYD,David).
B 3-6 B35 YATES,Martin pass incomplete to STALLINGS,Greg.
B 4-6 B35 RANDOLPH,Kobie rush for 10 yards to the BB45, **1ST DOWN BB**
(MAHONY,Colin;WALKER,Jonathan).
B 1-10 B45 PATTERSON,Bobby rush for 4 yards to the BB49 (STEVENSON,Joey;ADAIR,Jerry).
B 2-6 B49 YATES,Michael rush for loss of 5 yards to the BB44
(WALKER,Jonathan;GRIFFIN,Barak).
B 3-11 B44 YATES,Martin pass complete to YATES,Michael for 24 yards to the SBEC32,
1ST DOWN BB (CENTER,Grant;MAHONY,Colin).
B 1-10 S32 HAMPTON,Charles rush for 21 yards to the SBEC11, **1ST DOWN BB** (MAHONY,Colin).
B 1-10 S11 HAMPTON,Charles rush for 5 yards to the SBEC6 (MAYNARD,Hunter).
B 2-5 S06 PATTERSON,Bobby rush for 6 yards to the SBEC0, **1ST DOWN BB**, TOUCHDOWN, clock 06:49.
B 1-G S02 Timeout Bishop Byrne, clock 06:49.
YATES,Martin pass attempt to HAMPTON,Charles good.

=====
SOUTHERN BAPTIST ED 6, BISHOP BYRNE 8
=====

----- 13 plays, 80 yards, TOP 06:05 -----

STOKES,Brett kickoff 47 yards to the SBEC13, CENTER,Grant return 25
yards to the SBEC38 (TOLES,Jonathan;STOKES,Brett).
S 1-10 S38 SOUTHERN BAPTIST ED drive start at 06:40 (2nd).
S 1-10 S38 MAYNARD,Hunter rush for loss of 1 yard to the SBEC37 (YATES,Martin;THIGPEN,Tez).
S 2-11 S37 WALKER,Jonathan rush for loss of 2 yards to the SBEC35 THOMPSON,James;YATES,Martin).
S 3-13 S35 MAYNARD,Hunter pass complete to WILSON,Matt for 12 yards to the SBEC47
(PATTERSON,Bobby).
S 4-1 S47 MAYNARD,Hunter rush for 2 yards to the SBEC49, **1ST DOWN SBEC**
(HURT,Kyle;IZQUIERDO,Marco).
S 1-10 S49 MAYNARD,Hunter rush for no gain to the SBEC49 HARGROW,Daniel;DAILEY,Rashad).
S 2-10 S49 MAYNARD,Hunter rush for 3 yards to the BB48 (DAILEY,Rashad).
S 3-7 B48 MAYNARD,Hunter rush for 25 yards to the BB23, **1ST DOWN SBEC**
(RANDOLPH,Kobie;CLAYTON,Robert).
S 1-10 B23 MAYNARD,Hunter pass intercepted by YATES,Martin at the BB19, YATES,Martin
return 71 yards to the SBEC10 (WALKER,Jonathan).

----- 8 plays, 39 yards, TOP 03:59 -----

B 1-G S10 BISHOP BYRNE drive start at 02:41 (2nd).
B 1-G S10 Timeout Bishop Byrne, clock 02:41.
B 1-G S10 PATTERSON,Bobby rush for 2 yards to the SBEC8 (SNEED,Blair;DANIEL,Craig).
B 2-G S08 HAMPTON,Charles rush for 6 yards to the SBEC2 (SHAW,Joseph;GRIFFIN,Barak).
B 3-G S02 PATTERSON,Bobby rush for 1 yard to the SBEC1 (MAYNARD,Hunter;DAVIS,Ty).
B 4-G S01 Timeout Southern Baptist Ed, clock 00:52.
B 4-G S01 YATES,Martin rush for 1 yard to the SBEC0, TOUCHDOWN, clock 00:48.
YATES,Martin pass attempt to HAMPTON,Charles good.

=====
SOUTHERN BAPTIST ED 6, BISHOP BYRNE 16
=====

----- 4 plays, 10 yards, TOP 01:53 -----

STOKES,Brett kickoff 51 yards to the SBEC9, CENTER,Grant return 18 yards
to the SBEC27 (THOMPSON,Bertra;TOLES,Jonathan).
S 1-10 S27 SOUTHERN BAPTIST ED drive start at 00:41 (2nd).
S 1-10 S27 DEVENEY,Mac rush for 1 yard to the SBEC28 (THIGPEN,Tez).
S 2-9 S28 MAYNARD,Hunter pass incomplete to CENTER,Grant.
S 3-9 S28 End of 1st half, clock 00:00.

=====END OF 2nd QUARTER=====
SOUTHERN BAPTIST ED 6, BISHOP BYRNE 16
=====

Play-by-Play Summary (3rd quarter)

S 3-9 S28 Start of 3rd quarter, clock 12:00, SBEC ball on SBEC40.
----- 2 plays, 1 yards, TOP 00:41 -----

HOUSTON,Jason kickoff 22 yards to the BB38, out-of-bounds, BB ball on BB38.

B 1-10 B38 BISHOP BYRNE drive start at 12:00 (3rd).
B 1-10 B38 RANDOLPH,Kobie rush for 10 yards to the BB48, **1ST DOWN BB** (CENTER,Grant).
B 1-10 B48 PATTERSON,Bobby rush for 1 yard to the BB49 (GRIFFIN,Barak).
B 2-9 B49 HAMPTON,Charles rush for no gain to the BB49 (MAYNARD,Hunter;STEVENSON,Joey).
B 3-9 B49 Timeout Southern Baptist Ed, clock 10:29.
B 3-9 B49 YATES,Martin rush for 8 yards to the SBEC43.
B 4-1 S43 *PENALTY BB illegal shift 5 yards to the SBEC48.*
B 4-6 S48 *PENALTY BB false start 5 yards to the BB47.*
B 4-11 B47 YATES,Martin pass incomplete to STALLINGS,Greg.
----- 5 plays, 9 yards, TOP 01:48 -----

S 1-10 B47 SOUTHERN BAPTIST ED drive start at 10:12 (3rd).
S 1-10 B47 WALKER,Jonathan rush for 2 yards to the BB45 (STALLINGS,Greg).
S 2-8 B45 DEVENEY,Mac rush for 16 yards to the BB29, **1ST DOWN SBEC** (HURT,Kyle;HARGROW,Daniel).
S 1-10 B29 WALKER,Jonathan rush for 14 yards to the BB15, **1ST DOWN SBEC** (HAMPTON,Charles).
S 1-10 B15 WALKER,Jonathan rush for loss of 1 yard to the BB16 (THIGPEN,Tez;HAMPTON,Charles).
S 2-11 B16 MAYNARD,Hunter pass incomplete to CENTER,Grant.
S 3-11 B16 MAYNARD,Hunter pass complete to WALKER,Jonathan for 4 yards to the BB12 (YATES,Michael).
S 4-7 B12 Timeout Southern Baptist Ed, clock 07:37.
S 4-7 B12 MAYNARD,Hunter pass incomplete to WILSON,Matt, *PENALTY BB pass interference 6 yards to the BB6, 1ST DOWN SBEC.*
S 1-G B06 1st and 6.
S 1-G B06 *PENALTY SBEC false start 5 yards to the BB11.*
S 1-G B11 CENTER,Grant rush for 6 yards to the BB5 (RANDOLPH,Kobie;HARGROW,Daniel).
S 2-G B05 CENTER,Grant rush for no gain to the BB5 (THOMPSON,James;PATTERSON,Bobby).
S 3-G B05 WALKER,Jonathan rush for 2 yards to the BB3 (PATTERSON,Bobby;THOMPSON,James).
S 4-G B03 *PENALTY BB offside 2 yards to the BB1.*
S 4-G B01 WALKER,Jonathan rush for 1 yard to the BB0, TOUCHDOWN, clock 05:09.
HOUSTON,Jason kick attempt good.

=====

SOUTHERN BAPTIST ED 13, BISHOP BYRNE 16

=====

----- 11 plays, 47 yards, TOP 05:03 -----

HOUSTON,Jason kickoff 33 yards to the BB27, RANDOLPH,Kobie return 9 yards to the BB36 (DANIEL,Craig).

B 1-10 B36 BISHOP BYRNE drive start at 05:02 (3rd).
B 1-10 B36 *PENALTY SBEC offside 5 yards to the BB41.*
B 1-5 B41 RANDOLPH,Kobie rush for 11 yards to the SBEC48, **1ST DOWN BB** (WALKER,Jonathan;MAHONY,Colin).
B 1-10 S48 HAMPTON,Charles rush for 13 yards to the SBEC35, **1ST DOWN BB** (MAHONY,Colin).
B 1-10 S35 HAMPTON,Charles rush for 1 yard to the SBEC34 (LOYD,David;CENTER,Grant).
B 2-9 S34 PATTERSON,Bobby rush for 14 yards to the SBEC20, **1ST DOWN BB** (SNEED,Blair).
B 1-10 S20 RANDOLPH,Kobie rush for 1 yard to the SBEC19 (MORRIS,Cleat).
B 2-9 S19 PATTERSON,Bobby rush for 2 yards to the SBEC17 (MORRIS,Cleat;CALLICUTT,Jeff).
B 3-7 S17 HAMPTON,Charles rush for loss of 6 yards to the SBEC23 (GRIFFIN,Barak).
B 4-13 S23 Timeout Southern Baptist Ed, clock 01:23.
B 4-13 S23 YATES,Martin sacked for loss of 13 yards to the SBEC36 (DAVIS,Ty).
----- 8 plays, 28 yards, TOP 03:45 -----

S 1-10 S36 SOUTHERN BAPTIST ED drive start at 01:17 (3rd).
S 1-10 S36 SHAW,Joseph sacked for loss of 4 yards to the SBEC32 (CLAYTON,Robert).
S 2-14 S32 WALKER,Jonathan rush for 21 yards to the BB47, **1ST DOWN SBEC** (YATES,Martin;RANDOLPH,Kobie).
S 1-10 B47 SHAW,Joseph rush for 2 yards to the BB45 (PATTERSON,Bobby;ISOM,Aaron).

=====END OF 3rd QUARTER=====

SOUTHERN BAPTIST ED 13, BISHOP BYRNE 16

=====

Play-by-Play Summary (4th quarter)

S 2-8 B45 Start of 4th quarter, clock 12:00.
S 2-8 B45 WALKER,Jonathan rush for 11 yards to the BB34, **1ST DOWN SBEC**
(YATES,Martin;STALLINGS,Greg).
S 1-10 B34 WALKER,Jonathan rush for 1 yard to the BB33 (THIGPEN,Tez).
S 2-9 B33 WALKER,Jonathan rush for 15 yards to the BB18, **1ST DOWN SBEC** (YATES,Michael).
S 1-10 B18 WALKER,Jonathan rush for 3 yards to the BB15 (RANDOLPH,Kobie;ISOM,Aaron).
S 2-7 B15 CENTER,Grant rush for 2 yards to the BB13 (HAMPTON,Charles).
S 3-5 B13 GRIFFIN,Barak rush for 13 yards to the BB0, **1ST DOWN SBEC**, TOUCHDOWN, clock 09:40.
HOUSTON,Jason kick attempt good.
=====

SOUTHERN BAPTIST ED 20, BISHOP BYRNE 16
=====

----- 9 plays, 64 yards, TOP 03:37 -----

HOUSTON,Jason kickoff 38 yards to the BB22, HAMPTON,Charles return 24 yards to the BB46 (WILLIAMS,Brett;WILSON,Matt).
B 1-10 B46 BISHOP BYRNE drive start at 09:31 (4th).
B 1-10 B46 HAMPTON,Charles rush for loss of 2 yards to the BB44
(MAYNARD,Hunter;GRIFFIN,Barak).
B 2-12 B44 YATES,Michael rush for loss of 11 yards to the BB33 (STEVENSON,Joey).
B 3-23 B33 YATES,Martin pass incomplete to STALLINGS,Greg (CENTER,Grant).
B 4-23 B33 HAMPTON,Charles punt -3 yards to the BB30, downed.

----- 3 plays, minus 13 yards, TOP 01:49 -----

S 1-10 B30 SOUTHERN BAPTIST ED drive start at 07:42 (4th).
S 1-10 B30 WALKER,Jonathan rush for 5 yards to the BB25 (RANDOLPH,Kobie).
S 2-5 B25 WALKER,Jonathan rush for no gain to the BB25 (HAMPTON,Charles), **PENALTY BB face mask 5 yards to the BB20, 1ST DOWN SBEC**.
S 1-10 B20 2nd and 3.
S 2-3 B20 WALKER,Jonathan rush for 5 yards to the BB15, **1ST DOWN SBEC** (YATES,Martin).
S 1-10 B15 MAYNARD,Hunter pass incomplete to 18.
S 2-10 B15 GRIFFIN,Barak rush for 15 yards to the BB0, **1ST DOWN SBEC**, TOUCHDOWN, clock 06:16.
HOUSTON,Jason kick attempt good.
=====

SOUTHERN BAPTIST ED 27, BISHOP BYRNE 16
=====

----- 5 plays, 30 yards, TOP 01:26 -----

HOUSTON,Jason kickoff 34 yards to the BB26, YATES,Martin return 4 yards to the BB30 (STEADMAN,Michae;CALLICUTT,Jeff).
B 1-10 B30 BISHOP BYRNE drive start at 06:07 (4th).
B 1-10 B30 RANDOLPH,Kobie pass incomplete to HAMPTON,Charles (SHAW,Joseph).
B 2-10 B30 **PENALTY BB delay of game 5 yards to the BB25**.
B 2-15 B25 RANDOLPH,Kobie pass intercepted by CENTER,Grant at the SBEC34,
CENTER,Grant return 0 yards to the SBEC34.

----- 2 plays, minus 5 yards, TOP 00:16 -----

S 1-10 S34 SOUTHERN BAPTIST ED drive start at 05:51 (4th).
S 1-10 S34 WALKER,Jonathan rush for loss of 2 yards to the SBEC32 (YATES,Michael).
S 2-12 S32 **PENALTY BB Encroachment 5 yards to the SBEC37**.
S 2-7 S37 GRIFFIN,Barak rush for 2 yards to the SBEC39 (THOMPSON,James).
S 3-5 S39 CENTER,Grant rush for 5 yards to the SBEC44, **1ST DOWN SBEC** (YATES,Michael).
S 1-10 S44 WALKER,Jonathan rush for 2 yards to the SBEC46 (THIGPEN,Tez;DAILEY,Rashad).
S 2-8 S46 GRIFFIN,Barak rush for 4 yards to the 50 yardline (PATTERSON,Bobby).
S 3-4 S50 Timeout Bishop Byrne, clock 02:45.
S 3-4 S50 **PENALTY BB offside 5 yards to the BB45, 1ST DOWN SBEC**.
S 1-10 B45 WALKER,Jonathan rush for 3 yards to the BB42 (PATTERSON,Bobby).
S 2-7 B42 CENTER,Grant rush for 6 yards to the BB36 (RANDOLPH,Kobie;HARGROW,Daniel).
S 3-1 B36 MAYNARD,Hunter rush for loss of 2 yards to the BB38 (HURT,Kyle).
S 4-3 B38 MAYNARD,Hunter rush for 3 yards to the BB35, **1ST DOWN SBEC**.
S 1-10 B35 -TROJANS- rush for no gain to the BB35.
S 2-10 B35 -TROJANS- rush for no gain to the BB35.
SBEC wins 2003 Division II-A Championship.
S 3-10 B35 End of 2nd half, clock 00:00.

----- 11 plays, 31 yards, TOP 05:51 -----

=====FINAL SCORE=====

SOUTHERN BAPTIST ED 27, BISHOP BYRNE 16
=====

Play Breakdown Summary

Play Breakdown Summary (Final)

Southern Baptist Ed vs Bishop Byrne (Nov 22, 2003 at Nashville, TN)

Southern Baptist Ed				Bishop Byrne			
Down	RUN	PASS	Total	Down	RUN	PASS	Total
OVERALL.....	49	11	60	OVERALL.....	35	7	42
1ST DOWN.....	20	4	24	1ST DOWN.....	16	1	17
2ND DOWN-SHORT...	1	0	1	2ND DOWN-SHORT...	0	0	0
2ND DOWN-MIDDLE..	2	0	2	2ND DOWN-MIDDLE..	2	0	2
2ND DOWN-LONG....	16	2	18	2ND DOWN-LONG....	9	1	10
3RD DOWN-SHORT...	1	0	1	3RD DOWN-SHORT...	2	0	2
3RD DOWN-MIDDLE..	0	0	0	3RD DOWN-MIDDLE..	0	0	0
3RD DOWN-LONG....	6	3	9	3RD DOWN-LONG....	4	3	7
4TH DOWN.....	3	2	5	4TH DOWN.....	2	2	4
Southern Baptist Ed				Bishop Byrne			
Formation	RUN	PASS	Total	Formation	RUN	PASS	Total
.....	49	11	60	35	7	42

Play Breakdown

Play Breakdown (Final)

Southern Baptist Ed vs Bishop Byrne (Nov 22, 2003 at Nashville, TN)

Southern Baptist Ed (Sorted by Play type)

1ST DOWN RUN (20 RUN, 4 PASS)				1ST DOWN PASS			
1-10 S38 #2	-1	[]	1-10 B23 #	INT	[]
1-10 S49 #2	0	[]	1-10 B15 #18	-	[]
1-10 B18 #20	3	[]	1-10 B47 #81	-	[]
1-10 S40 #20	2	[]	1-10 S36 #	SACK	[]
1-10 S35 #20	65	[]				
1-10 S23 #20	12	[]				
1-10 B30 #20	5	[]				
1-10 S34 #20	-2	[]				
1-10 S44 #20	2	[]				
1-10 B15 #20	-1	[]				
1-10 B29 #20	14	[]				
1-10 B45 #20	3	[]				
1-10 B47 #20	2	[]				
1-10 B34 #20	1	[]				
1-10 B34 #20	1	[]				
1-11 B11 #3	6	[]				
1-10 B47 #4	2	[]				
1-10 B17 #41	0	[]				
1-10 S27 #41	1	[]				
1-10 B35 #TM	0	[]				
2ND-SHORT RUN (1 RUN, 0 PASS)				2ND-SHORT PASS			
2-3 B20 #20	5	[]				
2ND-MIDDLE RUN (2 RUN, 0 PASS)				2ND-MIDDLE PASS			
2-5 B25 #20	0	[]				
2-5 B05 #3	0	[]				
2ND-LONG RUN (16 RUN, 2 PASS)				2ND-LONG PASS			
2-10 B15 #1	15	[]	2-11 B16 #3	-	[]
2-8 S46 #1	4	[]	2-9 S28 #3	-	[]
2-7 S37 #1	2	[]				
2-10 S49 #2	3	[]				
2-9 B33 #20	15	[]				
2-11 S37 #20	-2	[]				
2-8 B45 #20	11	[]				
2-14 S32 #20	21	[]				
2-8 S42 #20	0	[]				
2-10 B47 #20	0	[]				
2-7 B15 #3	2	[]				
2-7 B42 #3	6	[]				
2-10 B17 #3	-1	[]				
2-9 B33 #41	1	[]				
2-8 B45 #41	16	[]				
2-10 B35 #TM	0	[]				

3RD-SHORT RUN (1 RUN, 0 PASS)
3-1 B36 #2 -2 []

3RD-MIDDLE RUN (0 RUN, 0 PASS)

3RD-LONG RUN (6 RUN, 3 PASS)
3-5 B13 #1 13 []
3-7 B48 #2 25 []
3-11 B18 #20 -1 []
3-5 B05 #20 2 []
3-5 S39 #3 5 []
3-10 B47 #3 7 []

4TH DOWN RUN (3 RUN, 2 PASS)
4-1 S47 #2 2 []
4-3 B38 #2 3 []
4-1 B01 #20 1 []

3RD-SHORT PASS

3RD-MIDDLE PASS

3RD-LONG PASS
3-11 B16 #20 4 []
3-8 S42 #23 11 []
3-13 S35 #81 12 []

4TH DOWN PASS
4-12 B19 #23 - []
4-7 B12 #81 - []

Play Breakdown

Play Breakdown (Final)
Southern Baptist Ed vs Bishop Byrne (Nov 22, 2003 at Nashville, TN)
Bishop Byrne (Sorted by Play type)

1ST DOWN RUN (16 RUN, 1 PASS)
1-10 B46 #11 -2 []
1-10 B26 #11 -4 []
1-10 S35 #11 1 []
1-10 S48 #11 13 []
1-10 B11 #11 -2 []
1-10 S11 #11 5 []
1-10 S32 #11 21 []
1-10 B31 #11 3 []
1-10 B19 #11 34 []
1-10 B38 #12 10 []
1-10 S47 #12 0 []
1-5 B41 #12 11 []
1-10 S20 #12 1 []
1-10 S10 #32 2 []
1-10 B45 #32 4 []
1-10 B48 #32 1 []

2ND-SHORT RUN (0 RUN, 0 PASS)

2ND-MIDDLE RUN (2 RUN, 0 PASS)
2-6 B49 #14 -5 []
2-5 S06 #32 6 []

2ND-LONG RUN (9 RUN, 1 PASS)
2-8 S08 #11 6 []
2-9 B49 #11 0 []
2-12 B09 #12 3 []
2-9 B27 #12 7 []
2-12 B44 #14 -11 []
2-7 B34 #20 1 []
2-10 S47 #32 1 []
2-9 S34 #32 14 []
2-9 S19 #32 2 []

3RD-SHORT RUN (2 RUN, 0 PASS)
3-2 B34 #15 -4 []
3-2 S02 #32 1 []

3RD-MIDDLE RUN (0 RUN, 0 PASS)

3RD-LONG RUN (4 RUN, 3 PASS)
3-9 S46 #11 -5 []
3-7 S17 #11 -6 []
3-9 B12 #14 19 []
3-9 B49 #15 8 []

4TH DOWN RUN (2 RUN, 2 PASS)
4-6 B35 #12 10 []
4-1 S01 #15 1 []

1ST DOWN PASS
1-10 B30 #11 - []

2ND-SHORT PASS

2ND-MIDDLE PASS

2ND-LONG PASS
2-15 B25 # INT []

3RD-SHORT PASS

3RD-MIDDLE PASS

3RD-LONG PASS
3-11 B44 #14 24 []
3-6 B35 #42 - []
3-23 B33 #42 - []

4TH DOWN PASS
4-11 B47 #42 - []
4-13 S23 # SACK []

2002 Division II Class A Football Playoffs

November 8 - November 23, 2002 -



Bishop Byrne (8-2)	21		
Game 201 Fri. Nov. 8 7:00 PM		Bishop Byrne	68
Tipton-Rosemark (5-3)	6	Game 301 Sat. Nov. 23 3:30 PM Clinic Bowl @ Vanderbilt	Bishop Byrne STATE CHAMPION
FACS (9-1)	0		
Game 202 Fri. Nov. 8 7:00 PM			
SBEC (5-5)	13	SBEC	14

Box Score

Box Score (Final)

Southern Baptist Ed vs Bishop Byrne High (Nov 23, 2002 at Nashville,Tn)

Score by Quarters	1	2	3	4	Score
-------------------	---	---	---	---	-------

Southern Baptist Ed.	0	6	8	0	- 14	Record: (6-6)
Bishop Byrne High...	20	10	21	17	- 68	Record: (10-2)

Scoring Summary:

1st 10:05 BB - RICHMOND,Aben 22 yd run (SALVADO,Gonzalo kick), 1-22 0:07, SBEC 0 - BB 7
07:25 BB - GAMBRELL,Pierre 56 yd run (SALVADO,Gonzalo kick), 1-56 0:12, SBEC 0 - BB 14
02:39 BB - RANDOLPH,Kobie 10 yd run (SALVADO,Gonzalo kick blockd), 7-65 2:39, SBEC 0 - BB 20
2nd 11:11 BB - SALVADO,Gonzalo 37 yd field goal, 6-25 1:59, SBEC 0 - BB 23
07:53 SBEC - STEVENSON,Joey 52 yd pass from MAYNARD,Hunter (GILLENWATER,Sha kick failed), 7-68
3:10, SBEC 6 - BB 23
01:39 BB - HAMPTON,Charles 40 yd run (SALVADO,Gonzalo kick), 3-43 1:17, SBEC 6 - BB 30
3rd 11:20 BB - HAMPTON,Charles 2 yd run (SALVADO,Gonzalo kick), 3-47 0:30, SBEC 6 - BB 37
07:33 SBEC - WALKER,Jonathan 20 yd run (MAYNARD,Hunter rush), 8-65 3:39, SBEC 14 - BB 37
06:43 BB - HAMPTON,Charles 47 yd pass from YATES,Martin (SALVADO,Gonzalo kick), 3-49 0:49, SBEC 14
- BB 44
03:35 BB - RANDOLPH,Kobie 7 yd run (SALVADO,Gonzalo kick), 2-11 0:35, SBEC 14 - BB 51
4th 11:43 BB - YATES,Martin 61 yd run (SALVADO,Gonzalo kick), 2-67 0:24, SBEC 14 - BB 58
09:38 BB - HAMPTON,Charles 58 yd punt return (SALVADO,Gonzalo kick), , SBEC 14 - BB 65
01:10 BB - SALVADO,Gonzalo 36 yd field goal, 8-48 5:09, SBEC 14 - BB 68

	SBEC	BB
FIRST DOWNS	13	19
RUSHES-YARDS (NET)	49-188	38-427
PASSING YDS (NET)	77	64
Passes Att-Comp-Int.....	13-5-2	6-2-0
TOTAL OFFENSE PLAYS-YARDS	62-265	44-491
Fumble Returns-Yards.....	0-0	0-0
Punt Returns-Yards.....	0-0	1-58
Kickoff Returns-Yards.....	4-95	2-32
Interception Returns-Yards....	0-0	2-32
Punts (Number-Avg).....	7-26.1	0-0.0
Fumbles-Lost.....	1-1	1-1
Penalties-Yards.....	3-20	3-17
Possession Time.....	30:10	17:50
Third-Down Conversions.....	1 of 11	3 of 5
Fourth-Down Conversions.....	2 of 3	0 of 0
Red-Zone Scores-Chances.....	1-1	5-5
Sacks By: Number-Yards.....	0-0	2-8

RUSHING: Southern Baptist Ed-CENTER,Grant 15-76; WALKER,Jonathan 16-76; MERCER,Paul 3-32; GRIFFIN,Barak 4-14; TEAM 2-minus 1; SHAW,Joseph 1-minus 3; MAYNARD,Hunter 8-minus 6. Bishop Byrne High-YATES,Martin 10-142; HAMPTON,Charles 6-96; RANDOLPH,Kobie 7-62; GAMBRELL,Pierre 2-51; RICHMOND,Aben 7-39; CATRON,Marsai 1-22; DAILEY,Ahmad 1-12; STOKES,Brett 1-4; TEAM 3-minus 1.

PASSING: Southern Baptist Ed-MAYNARD,Hunter 5-13-2-77. Bishop Byrne High-YATES,Martin 2-6-0-64.

RECEIVING: Southern Baptist Ed-STEVENSON,Joey 1-52; WILSON,Matt 1-20; WALKER,Jonathan 1-5; GRIFFIN,Barak 1-2; CENTER,Grant 1-minus 2. Bishop Byrne High-HAMPTON,Charles 1-47; RANDOLPH,Kobie 1-17.

INTERCEPTIONS: Southern Baptist Ed-None. Bishop Byrne High-STALLINGS,Greg 1-15; THIGPEN,Tez 1-17.

FUMBLES: Southern Baptist Ed-SHAW,Joseph 1-1. Bishop Byrne High-STALLINGS,Greg 1-1.

Stadium: Vanderbilt Stadium Attendance: 900
Kickoff time: 3:30p End of Game: 5:45p Total elapsed time: 2:15
Officials: Referee: Jim Shoemaker; Umpire: Brad Johnson;
Linesman: Bobby Brengle; Line judge: Steve Long; Back judge: Larry Bray;
Field judge: Jeff Gross;
Temperature: 57 deg Wind: se 15mph Weather: sunny and clear

Offensive MVP-Charles Hampton, Bishop Byrne
Defensive MVP-Tez Thigpen, Bishop Byrne
Bishop Byrne sets record for most points scored in TSSAA
championship football game.

Southern Baptist Ed vs Bishop Byrne High (Nov 23, 2002 at Nashville,Tn)

SACKS (UA-A): Southern Baptist Ed-None. Bishop Byrne High-THIGPEN,Tez
1-0; THOMPSON,James 1-0.

TACKLES (UA-A): Southern Baptist Ed-MAYNARD,Hunter 4-1; ALLEN,John
2-2; GILLENWATER,Sha 2-1; BURTON,Clay 2-1; NEELY,Joseph 1-2; STEVENSON,Joey
2-0; CENTER,Grant 2-0; VOYLES,Ryan 1-1; BLAND,Tyler 1-1; DEVENEY,Mac 0-2;
CALICUTT,Jeff 1-0; DANIEL,Craig 1-0; HUTSON,Dustin 1-0; WALKER,Jonathan 1-0;
LOYD,David 0-1. Bishop Byrne High-THIGPEN,Tez 9-2; RICHMOND,Aben 4-4;
THOMPSON,James 6-0; CATRON,Marsai 3-1; STALLINGS,Greg 2-2; LANE,Carlos 2-1;
HAMPTON,Charles 1-2; WARR,Vincent 1-2; BELL,Brandon 2-0; HARGROW,Daniel 2-0;
RANDOLPH,Kobie 2-0; GARRETT,Darrell 2-0; SPENCE,Jarrett 1-1; DAILEY,Ahmad
1-1; ADKINS,Chris 1-0; PATTERSON,Bobby 1-0; DAILEY,Rashad 1-0;
APPLEWHITE,Just 1-0; STOKES,Brett 1-0; BROWN,Kennard 1-0; PRICE,Kevan 1-0.

Player participation:

Southern Baptist Ed: 1-GRIFFIN,Barak, 2-MAYNARD,Hunter, 3-CENTER,Grant, 4-SHAW,Joseph, 6-
BLAND,Tyler, 11-VOYLES,Ryan,
15-BURTON,Clay, 20-WALKER,Jonathan, 21-CALICUTT,Jeff, 23-STEVENSON,Joey, 25-MERCER,Paul, 41-
DEVENEY,Mac, 54-DANIEL,Craig,
55-GILLENWATER,Sha, 60-LOYD,David, 66-HUTSON,Dustin, 68-ALLEN,John, 80-NEELY,Joseph, 81-
WILSON,Matt.

Bishop Byrne High: 11-HAMPTON,Charles, 21-STOKES,Brett, 22-SPENCE,Jarrett, 23-YATES,Martin,
24-RICHMOND,Aben, 30-RANDOLPH,Kobie,
32-PATTERSON,Bobby, 33-GAMBRELL,Pierre, 34-CATRON,Marsai, 40-DAILEY,Ahmad, 42-
STALLINGS,Greg, 45-BELL,Brandon, 50-LANE,Carlos,
52-BROWN,Kennard, 54-TOLES,Jonathan, 55-THOMPSON,James, 60-SALVADO,Gonzalo, 62-
HARGROW,Daniel, 64-THIGPEN,Tez, 65-DAILEY,Rashad,
70-WARR,Vincent, 72-APPLEWHITE,Just, 74-PRICE,Kevan, 75-ADKINS,Chris, 88-GARRETT,Darrell.

Scoring Summary

Scoring Summary (Final)

The Automated ScoreBook

Southern Baptist Ed vs Bishop Byrne High (Nov 23, 2002 at Nashville,Tn)

Southern Baptist Ed (6-6) vs. Bishop Byrne High (10-2)

Date: Nov 23, 2002 Site: Nashville,Tn

Stadium: Vanderbilt Stadium

Attendance: 900

Score by Quarters	1	2	3	4	Score
-----	--	--	--	--	-----
Southern Baptist Ed.	0	6	8	0	- 14
Bishop Byrne High...	20	10	21	17	- 68

Scoring Summary:

1st 10:05 BB - RICHMOND,Aben 22 yd run (SALVADO,Gonzalo kick)
1 play, 22 yards, TOP 0:07, SBEC 0 - BB 7
07:25 BB - GAMBRELL,Pierre 56 yd run (SALVADO,Gonzalo kick)
1 play, 56 yards, TOP 0:12, SBEC 0 - BB 14
02:39 BB - RANDOLPH,Kobie 10 yd run (SALVADO,Gonzalo kick blockd)
7 plays, 65 yards, TOP 2:39, SBEC 0 - BB 20
2nd 11:11 BB - SALVADO,Gonzalo 37 yd field goal
6 plays, 25 yards, TOP 1:59, SBEC 0 - BB 23
07:53 SBEC - STEVENSON,Joey 52 yd pass from MAYNARD,Hunter (GILLENWATER,Sha kick failed)
7 plays, 68 yards, TOP 3:10, SBEC 6 - BB 23
01:39 BB - HAMPTON,Charles 40 yd run (SALVADO,Gonzalo kick)
3 plays, 43 yards, TOP 1:17, SBEC 6 - BB 30
3rd 11:20 BB - HAMPTON,Charles 2 yd run (SALVADO,Gonzalo kick)
3 plays, 47 yards, TOP 0:30, SBEC 6 - BB 37
07:33 SBEC - WALKER,Jonathan 20 yd run (MAYNARD,Hunter rush)
8 plays, 65 yards, TOP 3:39, SBEC 14 - BB 37
06:43 BB - HAMPTON,Charles 47 yd pass from YATES,Martin (SALVADO,Gonzalo kick)
3 plays, 49 yards, TOP 0:49, SBEC 14 - BB 44
03:35 BB - RANDOLPH,Kobie 7 yd run (SALVADO,Gonzalo kick)
2 plays, 11 yards, TOP 0:35, SBEC 14 - BB 51
4th 11:43 BB - YATES,Martin 61 yd run (SALVADO,Gonzalo kick)
2 plays, 67 yards, TOP 0:24, SBEC 14 - BB 58
09:38 BB - HAMPTON,Charles 58 yd punt return (SALVADO,Gonzalo kick)
SBEC 14 - BB 65
01:10 BB - SALVADO,Gonzalo 36 yd field goal
8 plays, 48 yards, TOP 5:09, SBEC 14 - BB 68

Kickoff time: 3:30p End of Game: 5:45p Total elapsed time: 2:15
Officials: Referee: Jim Shoemaker; Umpire: Brad Johnson;
Linesman: Bobby Brengle; Line judge: Steve Long; Back judge: Larry Bray;
Field judge: Jeff Gross;
Temperature: 57 deg Wind: se 15mph Weather: sunny and clear

Offensive MVP-Charles Hampton, Bishop Byrne

Defensive MVP-Tez Thigpen, Bishop Byrne

Bishop Byrne sets record for most points scored in TSSAA
championship football game.

Team Statistics

Team Statistics (Final)

The Automated ScoreBook

Southern Baptist Ed vs Bishop Byrne High (Nov 23, 2002 at Nashville,Tn)

	SBEC	BB
FIRST DOWNS.....	13	19
Rushing.....	11	17
Passing.....	2	2
Penalty.....	0	0
Rushing Attempts.....	49	38
Yards Gained Rushing.....	217	435
Yards Lost Rushing.....	29	8
NET YARDS RUSHING.....	188	427
NET YARDS PASSING.....	77	64
Passes Attempted.....	13	6
Passes Completed.....	5	2
Had Intercepted.....	2	0
TOTAL OFFENSIVE PLAYS.....	62	44
TOTAL NET YARDS.....	265	491
Average Gain Per Play.....	4.3	11.2
Fumbles: Number-Lost.....	1-1	1-1
Penalties: Number-Yards.....	3-20	3-17
Number of Punts-Yards.....	7-183	0-0
Average Per Punt.....	26.1	0.0
Punt Returns: Number-Yards....	0-0	1-58
Kickoff Returns: Number-Yards.	4-95	2-32
Interceptions: Number-Yards...	0-0	2-32
Fumble Returns: Number-Yards..	0-0	0-0
Miscellaneous Yards.....	0	0
Possession Time.....	30:10	17:50
Third-Down Conversions.....	1 of 11	3 of 5
Fourth-Down Conversions.....	2 of 3	0 of 0
Red-Zone Scores-Chances.....	1-1	5-5
Sacks By: Number-Yards.....	0-0	2-8

Individual Statistics

Individual Statistics (Final)

The Automated ScoreBook

Southern Baptist Ed vs Bishop Byrne High (Nov 23, 2002 at Nashville,Tn)

Southern Baptist Ed

Bishop Byrne High

Rushing	No	Gain	Loss	Net	TD	Lg	Avg
CENTER,Grant	15	76	0	76	0	12	5.1
WALKER,Jonathan	16	85	9	76	1	20	4.8
MERCER,Paul	3	32	0	32	0	16	10.7
GRIFFIN,Barak	4	14	0	14	0	7	3.5
TEAM	2	0	1	-1	0	0	-0.5
SHAW,Joseph	1	0	3	-3	0	0	-3.0
MAYNARD,Hunter	8	10	16	-6	0	5	-0.8
Totals...	49	217	29	188	1	20	3.8

Passing	Att	Cmp	Int	Yds	TD	Long	Sck
MAYNARD,Hunter	13	5	2	77	1	52	2
Totals...	13	5	2	77	1	52	2

Receiving	No.	Yds	TD	Long
STEVENSON,Joey	1	52	1	52
WILSON,Matt	1	20	0	20
WALKER,Jonathan	1	5	0	5
GRIFFIN,Barak	1	2	0	2
CENTER,Grant	1	-2	0	0
Totals...	5	77	1	52

Punting	No.	Yds	Avg	Long	In20
GRIFFIN,Barak	7	183	26.1	36	0
Totals...	7	183	26.1	36	0

All Returns	Punts			Kickoffs			Intercept		
	No.	Yds.	Lg	No.	Yds.	Lg	No.	Yds.	Lg
WALKER,Jonathan	0	0	0	2	46	24	0	0	0
CENTER,Grant	0	0	0	1	29	29	0	0	0
MERCER,Paul	0	0	0	1	20	20	0	0	0
Totals...	0	0	0	4	95	29	0	0	0

Field goal attempts

Rushing	No	Gain	Loss	Net	TD	Lg	Avg
YATES,Martin	10	143	1	142	1	61	14.2
HAMPTON,Charles	6	96	0	96	2	40	16.0
RANDOLPH,Kobie	7	62	0	62	2	15	8.9
GAMBRELL,Pierre	2	56	5	51	1	56	25.5
RICHMOND,Aben	7	39	0	39	1	22	5.6
CATRON,Marsai	1	22	0	22	0	22	22.0
DAILEY,Ahmad	1	12	0	12	0	12	12.0
STOKES,Brett	1	4	0	4	0	4	4.0
TEAM	3	1	2	-1	0	1	-0.3
Totals...	38	435	8	427	7	61	11.2

Passing	Att	Cmp	Int	Yds	TD	Long	Sck
YATES,Martin	6	2	0	64	1	47	0
Totals...	6	2	0	64	1	47	0

Receiving	No.	Yds	TD	Long
HAMPTON,Charles	1	47	1	47
RANDOLPH,Kobie	1	17	0	17
Totals...	2	64	1	47

Punting	No.	Yds	Avg	Long	In20
Totals...	0	0	0.0	0	0

All Returns	Punts			Kickoffs			Intercept		
	No.	Yds.	Lg	No.	Yds.	Lg	No.	Yds.	Lg
HAMPTON,Charles	1	58	58	1	32	32	0	0	0
CATRON,Marsai	0	0	0	1	0	0	0	0	0
THIGPEN,Tez	0	0	0	0	0	0	1	17	17
STALLINGS,Greg	0	0	0	0	0	0	1	15	15
Totals...	1	58	58	2	32	32	2	32	17

Field goal attempts

SALVADO,Gonzalo 2nd 11:11 37 yds - Good
 SALVADO,Gonzalo 2nd 04:02 47 yds - Blocked
 SALVADO,Gonzalo 4th 01:10 36 yds - Good

FUMBLES: Southern Baptist Ed-SHAW,Joseph 1-1. Bishop Byrne High-STALLINGS,Greg 1-1.

Drive Chart

Drive Chart (Final)

The Automated ScoreBook

Southern Baptist Ed vs Bishop Byrne High (Nov 23, 2002 at Nashville,Tn)

Team	Drive Started				Drive Ended			Consumed	
	Qtr	Spot	Time	Obtained	Spot	Time	How Lost	Pl-Yds	TOP
SBEC	1st	S20	12:00	Kickoff	S39	10:12	Interception	4-19	01:48
SBEC	1st	S20	10:05	Kickoff	S27	07:37	Punt	4-7	02:28
SBEC	1st	S25	07:17	Kickoff	S29	05:18	Punt	3-4	01:59
SBEC	1st	S20	02:39	Kickoff	S27	01:10	Punt	3-7	01:29
SBEC	2nd	S32	11:03	Kickoff	B00	07:53	*TOUCHDOWN	7-68	03:10
SBEC	2nd	S20	04:02	Missed FG	S16	02:56	Punt	3--4	01:06
SBEC	2nd	S25	01:31	Kickoff	S26	00:07	Punt	3-1	01:24
SBEC	3rd	S35	11:12	Kickoff	B00	07:33	*TOUCHDOWN	8-65	03:39#
SBEC	3rd	S20	06:43	Kickoff	S21	04:50	Interception	2-1	01:53
SBEC	3rd	S10	04:50	Fumble	S02	04:10	Punt	3--8	00:40
SBEC	3rd	S20	03:35	Kickoff	B33	00:07	Downs	10-47	03:28
SBEC	4th	S20	11:43	Kickoff	S27	09:38	Punt	3-7	02:05
SBEC	4th	S20	09:38	Kickoff	B33	06:19	Fumble	7-47	03:19
SBEC	4th	S20	01:10	Kickoff	S19	00:00	End of half	2--1	01:10

BB	1st	S22	10:12	Interception	S00	10:05	*TOUCHDOWN	1-22	00:07
BB	1st	B44	07:37	Punt	S00	07:25	*TOUCHDOWN	1-56	00:12
BB	1st	B35	05:18	Punt	S00	02:39	*TOUCHDOWN	7-65	02:39#
BB	1st	S45	01:10	Punt	S20	11:11	*FIELD GOAL	6-25	01:59#
BB	2nd	B24	07:50	Kickoff	S30	04:02	Missed FG	10-46	03:48
BB	2nd	S43	02:56	Punt	S00	01:39	*TOUCHDOWN	3-43	01:17
BB	2nd	B41	00:07	Punt	B41	12:00	End of half	1-0	00:07
BB	3rd	S47	11:50	Kickoff	S00	11:20	*TOUCHDOWN	3-47	00:30#
BB	3rd	S49	07:32	Kickoff	S00	06:43	*TOUCHDOWN	3-49	00:49
BB	3rd	S20	00:00	Interception	S20	04:50	Fumble	0-0	00:00
BB	3rd	S11	04:10	Punt	S00	03:35	*TOUCHDOWN	2-11	00:35#
BB	3rd	B33	00:07	Downs	S00	11:43	*TOUCHDOWN	2-67	00:24
BB	4th	S00	09:38	Punt	S00	09:38	*TOUCHDOWN	0-0	00:00
BB	4th	B33	06:19	Fumble	S19	01:10	*FIELD GOAL	8-48	05:09#

SBEC	1st Qtr	2nd Qtr	3rd Qtr	4th Qtr	1st Half	2nd Half	Total
<hr/>							
Time of possession	07:52	05:56	09:48	06:34	13:48	16:22	30:10
3rd Down Conversions	0/3	1/4	0/3	0/1	1/7	0/4	1/11
Avg Field Position	S21	S25	S21	S20	S23	S20	S21
4th Down Conversions	0/0	1/1	1/2	0/0	1/1	1/2	2/3

BB	1st Qtr	2nd Qtr	3rd Qtr	4th Qtr	1st Half	2nd Half	Total
<hr/>							
Time of possession	04:08	06:04	02:12	05:26	10:12	07:38	17:50
3rd Down Conversions	0/0	2/4	1/1	0/0	2/4	1/1	3/5
Avg Field Position	S47	B40	S44	B33	B47	S49	B49
4th Down Conversions	0/0	0/0	0/0	0/0	0/0	0/0	0/0

Drive Chart (By Quarter)

Team	Drive Started				Drive Ended			Consumed	
	Qtr	Spot	Time	Obtained	Spot	Time	How Lost	Pl-Yds	TOP
SBEC	1st	S20	12:00	Kickoff	S39	10:12	Interception	4-19	01:48
BB	1st	S22	10:12	Interception	S00	10:05	*TOUCHDOWN	1-22	00:07
SBEC	1st	S20	10:05	Kickoff	S27	07:37	Punt	4-7	02:28
BB	1st	B44	07:37	Punt	S00	07:25	*TOUCHDOWN	1-56	00:12
SBEC	1st	S25	07:17	Kickoff	S29	05:18	Punt	3-4	01:59
BB	1st	B35	05:18	Punt	S00	02:39	*TOUCHDOWN	7-65	02:39#
SBEC	1st	S20	02:39	Kickoff	S27	01:10	Punt	3-7	01:29
BB	1st	S45	01:10	Punt	S20	11:11	*FIELD GOAL	6-25	01:59#
SBEC	2nd	S32	11:03	Kickoff	B00	07:53	*TOUCHDOWN	7-68	03:10
BB	2nd	B24	07:50	Kickoff	S30	04:02	Missed FG	10-46	03:48
SBEC	2nd	S20	04:02	Missed FG	S16	02:56	Punt	3--4	01:06
BB	2nd	S43	02:56	Punt	S00	01:39	*TOUCHDOWN	3-43	01:17
SBEC	2nd	S25	01:31	Kickoff	S26	00:07	Punt	3-1	01:24
BB	2nd	B41	00:07	Punt	B41	12:00	End of half	1-0	00:07
BB	3rd	S47	11:50	Kickoff	S00	11:20	*TOUCHDOWN	3-47	00:30#
SBEC	3rd	S35	11:12	Kickoff	B00	07:33	*TOUCHDOWN	8-65	03:39#
BB	3rd	S49	07:32	Kickoff	S00	06:43	*TOUCHDOWN	3-49	00:49
SBEC	3rd	S20	06:43	Kickoff	S21	04:50	Interception	2-1	01:53
BB	3rd	S20	00:00	Interception	S20	04:50	Fumble	0-0	00:00
SBEC	3rd	S10	04:50	Fumble	S02	04:10	Punt	3--8	00:40
BB	3rd	S11	04:10	Punt	S00	03:35	*TOUCHDOWN	2-11	00:35#
SBEC	3rd	S20	03:35	Kickoff	B33	00:07	Downs	10-47	03:28
BB	3rd	B33	00:07	Downs	S00	11:43	*TOUCHDOWN	2-67	00:24
SBEC	4th	S20	11:43	Kickoff	S27	09:38	Punt	3-7	02:05
BB	4th	S00	09:38	Punt	S00	09:38	*TOUCHDOWN	0-0	00:00
SBEC	4th	S20	09:38	Kickoff	B33	06:19	Fumble	7-47	03:19
BB	4th	B33	06:19	Fumble	S19	01:10	*FIELD GOAL	8-48	05:09#
SBEC	4th	S20	01:10	Kickoff	S19	00:00	End of half	2--1	01:10

Defensive Statistics

Defensive Statistics (Final)

The Automated ScoreBook

Southern Baptist Ed vs Bishop Byrne High (Nov 23, 2002 at Nashville,Tn)

Southern Baptist Ed

##	Player	Solo	Ast	Tot	TFL/Yds	FF	FR-Yd	Intc	PD	Blkd	Sack/Yds	QH
2	MAYNARD,Hunter	4	1	5	/	.
68	ALLEN,John	2	2	4	0.5/2	1	/	.
15	BURTON,Clay	2	1	3	/	.
55	GILLENWATER,Sha	2	1	3	/	.
80	NEELY,Joseph	1	2	3	0.5/3	/	.
23	STEVENSON,Joey	2	.	2	/	.
3	CENTER,Grant	2	.	2	1	.	/	.
11	VOYLES,Ryan	1	1	2	/	.
6	BLAND,Tyler	1	1	2	/	.
41	DEVENEY,Mac	.	2	2	/	.
66	HUTSON,Dustin	1	.	1	/	.
20	WALKER,Jonathan	1	.	1	/	.
21	CALICUTT,Jeff	1	.	1	/	.
54	DANIEL,Craig	1	.	1	/	.
60	LOYD,David	.	1	1	/	.
TM	TEAM	1-0	.	.	.	/	.

Bishop Byrne High

##	Player	Solo	Ast	Tot	TFL/Yds	FF	FR-Yd	Intc	PD	Blkd	Sack/Yds	QH
64	THIGPEN,Tez	9	2	11	3.5/8	.	.	1-17	2	.	1/3	.
24	RICHMOND,Aben	4	4	8	1	.	/	.
55	THOMPSON,James	6	.	6	3.0/13	1/5	.
34	CATRON,Marsai	3	1	4	1.0/3	/	.
42	STALLINGS,Greg	2	2	4	.	.	.	1-15	1	.	/	.
50	LANE,Carlos	2	1	3	0.5/1	/	.
11	HAMPTON,Charles	1	2	3	1	.	/	.
70	WARR,Vincent	1	2	3	/	.
30	RANDOLPH,Kobie	2	.	2	/	.
45	BELL,Brandon	2	.	2	/	.
88	GARRETT,Darrell	2	.	2	/	.
62	HARGROW,Daniel	2	.	2	/	.
22	SPENCE,Jarrett	1	1	2	/	.
40	DAILEY,Ahmad	1	1	2	/	.
21	STOKES,Brett	1	.	1	/	.
72	APPLEWHITE,Just	1	.	1	/	.
52	BROWN,Kennard	1	.	1	/	.
32	PATTERSON,Bobby	1	.	1	/	.
65	DAILEY,Rashad	1	.	1	1.0/2	/	.
74	PRICE,Kevan	1	.	1	/	.
75	ADKINS,Chris	1	.	1	/	.
54	TOLES,Jonathan	1-0	.	.	.	/	.

Quickie Statistics

Southern Baptist Ed vs Bishop Byrne High (Nov 23, 2002 at Nashville,Tn)

	SBEC	BB
Score.....	14	68
FIRST DOWNS.....	13	19
RUSHES-YARDS (NET).....	49-188	38-427
PASSING YDS (NET).....	77	64
Passes Att-Comp-Int.....	13-5-2	6-2-0
TOTAL OFFENSE PLAYS-YARDS.....	62-265	44-491
Fumble Returns-Yards.....	0-0	0-0
Punt Returns-Yards.....	0-0	1-58
Kickoff Returns-Yards.....	4-95	2-32
Interception Returns-Yards....	0-0	2-32
Punts (Number-Avg).....	7-26.1	0-0.0
Fumbles-Lost.....	1-1	1-1
Penalties-Yards.....	3-20	3-17
Possession Time.....	30:10	17:50
Third-Down Conversions.....	1 of 11	3 of 5
Fourth-Down Conversions.....	2 of 3	0 of 0
Red-Zone Scores-Chances.....	1-1	5-5

Southern Baptist Ed						Bishop Byrne High									
Rushing	No	Yds	TD	Lg	Avg	Rushing	No	Yds	TD	Lg	Avg				
CENTER,Grant	15	76	0	12	5.1	YATES,Martin	10	142	1	61	14.2				
WALKER,Jonathan	16	76	1	20	4.8	HAMPTON,Charles	6	96	2	40	16.0				
MERCER,Paul	3	32	0	16	10.7	RANDOLPH,Kobie	7	62	2	15	8.9				
GRIFFIN,Barak	4	14	0	7	3.5	GAMBRELL,Pierre	2	51	1	56	25.5				
Passing	Att	Cmp	Int	Yds	TD	Lng	Passing	Att	Cmp	Int	Yds	TD	Lng		
MAYNARD,Hunter	13	5	2	77	1	52	YATES,Martin	6	2	0	64	1	47		
Receiving	No.	Yds	TD	Long			Receiving	No.	Yds	TD	Long				
STEVENSON,Joey	1	52	1	52			HAMPTON,Charles	1	47	1	47				
WILSON,Matt	1	20	0	20			RANDOLPH,Kobie	1	17	0	17				
WALKER,Jonathan	1	5	0	5											
GRIFFIN,Barak	1	2	0	2											
Punting	No.	Avg	Long	I20			Punting	No.	Avg	Long	I20				
GRIFFIN,Barak	7	26.1	36	0											
Punt returns	No.	Yds	TD	Long			Punt returns	No.	Yds	TD	Long				
						HAMPTON,Charles						1	58	1	58
Kick returns	No.	Yds	TD	Long			Kick returns	No.	Yds	TD	Long				
WALKER,Jonathan	2	46	0	24			CATRON,Marsai	1	0	0	0				
CENTER,Grant	1	29	0	29			HAMPTON,Charles	1	32	0	32				

Team	Qtr	Time	Scoring play	Conversion	Plays-Yards	TOP	SBEC - BB
BB	1st	10:05	RICHMOND,Aben 22 yd run	SALVADO,Gonzalo kick	1-22	0:07	0 - 7
BB	1st	07:25	GAMBRELL,Pierre 56 yd run	SALVADO,Gonzalo kick	1-56	0:12	0 - 14
BB	1st	02:39	RANDOLPH,Kobie 10 yd run	SALVADO,Gonzalo kick blockd	7-65	2:39	0 - 20
BB	2nd	11:11	SALVADO,Gonzalo 37 yd field goal		6-25	1:59	0 - 23
SBEC	2nd	07:53	STEVENSON,Joey 52 yd pass from MAYNARD,Hunter	GILLENWATER,Sha kick failed	7-68	3:10	6 - 23
BB	2nd	01:39	HAMPTON,Charles 40 yd run	SALVADO,Gonzalo kick	3-43	1:17	6 - 30
BB	3rd	11:20	HAMPTON,Charles 2 yd run	SALVADO,Gonzalo kick	3-47	0:30	6 - 37
SBEC	3rd	07:33	WALKER,Jonathan 20 yd run	MAYNARD,Hunter rush	8-65	3:39	14 - 37
BB	3rd	06:43	HAMPTON,Charles 47 yd pass from YATES,Martin	SALVADO,Gonzalo kick	3-49	0:49	14 - 44
BB	3rd	03:35	RANDOLPH,Kobie 7 yd run	SALVADO,Gonzalo kick	2-11	0:35	14 - 51
BB	4th	11:43	YATES,Martin 61 yd run	SALVADO,Gonzalo kick	2-67	0:24	14 - 58
BB	4th	09:38	HAMPTON,Charles 58 yd punt return	SALVADO,Gonzalo kick			14 - 65
BB	4th	01:10	SALVADO,Gonzalo 36 yd field goal		8-48	5:09	14 - 68

Participation Report

Participation Report (Final)

Southern Baptist Ed vs Bishop Byrne High (Nov 23, 2002 at Nashville,Tn)

Southern Baptist Ed: 1-GRIFFIN,Barak, 2-MAYNARD,Hunter, 3-CENTER,Grant, 4-SHAW,Joseph, 6-BLAND,Tyler, 11-VOYLES,Ryan, 15-BURTON,Clay, 20-WALKER,Jonathan, 21-CALICUTT,Jeff, 23-STEVENSON,Joey, 25-MERCER,Paul, 41-DEVENEY,Mac, 54-DANIEL,Craig, 55-GILLENWATER,Sha, 60-LOYD,David, 66-HUTSON,Dustin, 68-ALLEN,John, 80-NEELY,Joseph, 81-WILSON,Matt.

Bishop Byrne High: 11-HAMPTON,Charles, 21-STOKES,Brett, 22-SPENCE,Jarrett, 23-YATES,Martin, 24-RICHMOND,Aben, 30-RANDOLPH,Kobie, 32-PATTERSON,Bobby, 33-GAMBRELL,Pierre, 34-CATRON,Marsai, 40-DAILEY,Ahmad, 42-STALLINGS,Greg, 45-BELL,Brandon, 50-LANE,Carlos, 52-BROWN,Kennard, 54-TOLES,Jonathan, 55-THOMPSON,James, 60-SALVADO,Gonzalo, 62-HARGROW,Daniel, 64-THIGPEN,Tez, 65-DAILEY,Rashad, 70-WARR,Vincent, 72-APPLEWHITE,Just, 74-PRICE,Kevan, 75-ADKINS,Chris, 88-GARRETT,Darrell.

Play-by-Play Summary (1st Quarter)

S 1-10 S40 SBEC wins toss and will receive.
BB ball on BB40.

S 1-10 S20 SALVADO,Gonzalo kickoff 60 yards to the SBEC0, touchback.
WALKER,Jonathan rush for 4 yards to the SBEC24
(HAMPTON,Charles;STALLINGS,Greg).

S 2-6 S24 *PENALTY BB Encroachment 5 yards to the SBEC29.*

S 2-1 S29 WALKER,Jonathan rush for 9 yards to the SBEC38, **1ST DOWN SBEC**
(PATTERSON,Bobby).

S 1-10 S38 CENTER,Grant rush for 1 yard to the SBEC39 (STALLINGS,Greg).

S 2-9 S39 MAYNARD,Hunter pass intercepted by THIGPEN,Tez at the SBEC39, THIGPEN,Tez
return 17 yards to the SBEC22 (WALKER,Jonathan).

----- 4 plays, 19 yards, TOP 01:48 -----

B 1-10 S22 BISHOP BYRNE HIGH drive start at 10:12 (1st).

B 1-10 S22 RICHMOND,Aben rush for 22 yards to the SBEC0, **1ST DOWN BB**,
TOUCHDOWN, clock 10:05.

SALVADO,Gonzalo kick attempt good.

=====

SOUTHERN BAPTIST ED 0, BISHOP BYRNE HIGH 7

=====

----- 1 plays, 22 yards, TOP 00:07 -----

SALVADO,Gonzalo kickoff 60 yards to the SBEC0, touchback.

S 1-10 S20 SOUTHERN BAPTIST ED drive start at 10:05 (1st).

S 1-10 S20 WALKER,Jonathan rush for 11 yards to the SBEC31, **1ST DOWN SBEC**
(CATRON,Marsai;RICHMOND,Aben).

S 1-10 S31 MAYNARD,Hunter rush for 5 yards to the SBEC36 (THIGPEN,Tez).

S 2-5 S36 WALKER,Jonathan rush for loss of 1 yard to the SBEC35 (THIGPEN,Tez).

S 3-6 S35 MAYNARD,Hunter sacked for loss of 3 yards to the SBEC32 (THIGPEN,Tez).

S 4-9 S32 *PENALTY SBEC illegal procedure 5 yards to the SBEC27.*

S 4-14 S27 GRIFFIN,Barak punt 29 yards to the BB44, downed.

----- 4 plays, 7 yards, TOP 02:28 -----

B 1-10 B44 BISHOP BYRNE HIGH drive start at 07:37 (1st).

B 1-10 B44 GAMBRELL,Pierre rush for 56 yards to the SBEC0, **1ST DOWN BB**,
TOUCHDOWN, clock 07:25.

SALVADO,Gonzalo kick attempt good.

=====

SOUTHERN BAPTIST ED 0, BISHOP BYRNE HIGH 14

=====

----- 1 plays, 56 yards, TOP 00:12 -----

SALVADO,Gonzalo kickoff 57 yards to the SBEC3, WALKER,Jonathan return 22
yards to the SBEC25 (BELL,Brandon).

S 1-10 S25 SOUTHERN BAPTIST ED drive start at 07:17 (1st).

S 1-10 S25 WALKER,Jonathan rush for 5 yards to the SBEC30 (BELL,Brandon).

S 2-5 S30 WALKER,Jonathan rush for loss of 3 yards to the SBEC27 (CATRON,Marsai).

S 3-8 S27 MAYNARD,Hunter pass complete to GRIFFIN,Barak for 2 yards to the SBEC29
(THIGPEN,Tez).

S 4-6 S29 GRIFFIN,Barak punt 36 yards to the BB35, downed.

----- 3 plays, 4 yards, TOP 01:59 -----

B 1-10 B35 BISHOP BYRNE HIGH drive start at 05:18 (1st).

B 1-10 B35 RANDOLPH,Kobie rush for 1 yard to the BB36 (STEVENSON,Joey).

B 2-9 B36 HAMPTON,Charles rush for 12 yards to the BB48, **1ST DOWN BB**.

B 1-10 B48 RICHMOND,Aben rush for 8 yards to the SBEC44 (ALLEN,John).
B 2-2 S44 RANDOLPH,Kobie rush for 15 yards to the SBEC29, **1ST DOWN BB**
(GILLENWATER,Sha;BURTON,Clay).
B 1-10 S29 YATES,Martin rush for 9 yards to the SBEC20 (CENTER,Grant).
B 2-1 S20 RANDOLPH,Kobie rush for 10 yards to the SBEC10, **1ST DOWN BB**
(MAYNARD,Hunter).
B 1-G S10 RANDOLPH,Kobie rush for 10 yards to the SBEC0, TOUCHDOWN, clock 02:39.
SALVADO,Gonzalo kick attempt failed (blocked).

=====
SOUTHERN BAPTIST ED 0, BISHOP BYRNE HIGH 20
=====

----- 7 plays, 65 yards, TOP 02:39 -----

SALVADO,Gonzalo kickoff 60 yards to the SBEC0, touchback.
S 1-10 S20 SOUTHERN BAPTIST ED drive start at 02:39 (1st).
S 1-10 S20 WALKER,Jonathan rush for 3 yards to the SBEC23 (GARRETT,Darrell).
S 2-7 S23 WALKER,Jonathan rush for 4 yards to the SBEC27 (GARRETT,Darrell).
S 3-3 S27 MAYNARD,Hunter pass incomplete to CENTER,Grant.
S 4-3 S27 GRIFFIN,Barak punt 18 yards to the SBEC45, downed.

----- 3 plays, 7 yards, TOP 01:29 -----

B 1-10 S45 BISHOP BYRNE HIGH drive start at 01:10 (1st).
B 1-10 S45 YATES,Martin pass incomplete to HAMPTON,Charles.
B 2-10 S45 YATES,Martin rush for 23 yards to the SBEC22, **1ST DOWN BB**
(MAYNARD,Hunter;VOYLES,Ryan).
B 1-10 S22 RICHMOND,Aben rush for 2 yards to the SBEC20 (BLAND,Tyler).

=====END OF 1st QUARTER=====
SOUTHERN BAPTIST ED 0, BISHOP BYRNE HIGH 20
=====

Play-by-Play Summary (2nd quarter)

B 2-8 S20 Start of 2nd quarter, clock 12:00.
B 2-8 S20 RICHMOND,Aben rush for no gain to the SBEC20 (GILLENWATER,Sha).
B 3-8 S20 YATES,Martin pass incomplete to RANDOLPH,Kobie.
B 4-8 S20 SALVADO,Gonzalo field goal attempt from 37 GOOD, clock 11:11.

=====

SOUTHERN BAPTIST ED 0, BISHOP BYRNE HIGH 23

=====

----- 6 plays, 25 yards, TOP 01:59 -----

SALVADO,Gonzalo kickoff 57 yards to the SBEC3, CENTER,Grant return 29 yards to the SBEC32 (RICHMOND,Aben).

S 1-10 S32 SOUTHERN BAPTIST ED drive start at 11:03 (2nd).
S 1-10 S32 CENTER,Grant rush for 5 yards to the SBEC37 (THOMPSON,James).
S 2-5 S37 WALKER,Jonathan rush for 4 yards to the SBEC41 (RICHMOND,Aben).
S 3-1 S41 MAYNARD,Hunter rush for 3 yards to the SBEC44, **1ST DOWN SBEC** (WARR,Vincent;RICHMOND,Aben).
S 1-10 S44 MAYNARD,Hunter pass complete to WALKER,Jonathan for 5 yards to the SBEC49 (RICHMOND,Aben;DAILEY,Ahmad).
S 2-5 S49 WALKER,Jonathan rush for 4 yards to the BB47 (THIGPEN,Tez).
S 3-1 B47 WALKER,Jonathan rush for no gain to the BB47 (LANE,Carlos).
S 4-1 B47 *PENALTY SBEC illegal motion 5 yards to the SBEC48.*
S 4-6 S48 MAYNARD,Hunter pass complete to STEVENSON,Joey for 52 yards to the BB0, **1ST DOWN SBEC**, TOUCHDOWN, clock 07:53.
GILLENWATER,Sha kick attempt failed.

=====

SOUTHERN BAPTIST ED 6, BISHOP BYRNE HIGH 23

=====

----- 7 plays, 68 yards, TOP 03:10 -----

GILLENWATER,Sha kickoff 36 yards to the BB24, CATRON,Marsai return 0 yards to the BB24 (CALICUTT,Jeff).

B 1-10 B24 BISHOP BYRNE HIGH drive start at 07:50 (2nd).
B 1-10 B24 GAMBRELL,Pierre rush for loss of 5 yards to the BB19 (NEELY,Joseph;ALLEN,John).
B 2-15 B19 YATES,Martin rush for 15 yards to the BB34, **1ST DOWN BB** (MAYNARD,Hunter).
B 1-10 B34 RICHMOND,Aben rush for 3 yards to the BB37 (GILLENWATER,Sha).
B 2-7 B37 RICHMOND,Aben rush for 2 yards to the BB39 (ALLEN,John;BLAND,Tyler).
B 3-5 B39 YATES,Martin pass complete to RANDOLPH,Kobie for 17 yards to the SBEC44, **1ST DOWN BB** (MAYNARD,Hunter).
B 1-10 S44 HAMPTON,Charles rush for 13 yards to the SBEC31, **1ST DOWN BB** (CENTER,Grant).
B 1-10 S31 YATES,Martin rush for 1 yard to the SBEC30 (STEVENSON,Joey).
B 2-9 S30 YATES,Martin pass incomplete to HAMPTON,Charles.
B 3-9 S30 YATES,Martin pass incomplete to HAMPTON,Charles (CENTER,Grant).
B 4-9 S30 Timeout Bishop Byrne High, clock 04:07.
B 4-9 S30 SALVADO,Gonzalo field goal attempt from 47 BLOCKED, recovered by SBEC ALLEN,John at SBEC20 spot at SBEC20, clock 04:02 (blocked by ALLEN,John), TEAM for no gain to the SBEC20.

----- 10 plays, 46 yards, TOP 03:48 -----

S 1-10 S20 GRIFFIN,Barak rush for 1 yard to the SBEC21 (THOMPSON,James).
S 2-9 S21 MAYNARD,Hunter pass incomplete to WALKER,Jonathan.
S 3-9 S21 MAYNARD,Hunter sacked for loss of 5 yards to the SBEC16 (THOMPSON,James).
S 4-14 S16 GRIFFIN,Barak punt 27 yards to the SBEC43, fair catch by HAMPTON,Charles.

----- 3 plays, minus 4 yards, TOP 01:06 -----

B 1-10 S43 BISHOP BYRNE HIGH drive start at 02:56 (2nd).
B 1-10 S43 YATES,Martin rush for 4 yards to the SBEC39 (DEVENEY,Mac;NEELY,Joseph).
B 2-6 S39 YATES,Martin rush for loss of 1 yard to the SBEC40.
B 3-7 S40 HAMPTON,Charles rush for 40 yards to the SBEC0, **1ST DOWN BB**,
TOUCHDOWN, clock 01:39.
SALVADO,Gonzalo kick attempt good.

=====

SOUTHERN BAPTIST ED 6, BISHOP BYRNE HIGH 30

=====

----- 3 plays, 43 yards, TOP 01:17 -----

SALVADO,Gonzalo kickoff 55 yards to the SBEC5, MERCER,Paul return 20
yards to the SBEC25 (WARR,Vincent).

S 1-10 S25 SOUTHERN BAPTIST ED drive start at 01:31 (2nd).
S 1-10 S25 MAYNARD,Hunter pass incomplete to WALKER,Jonathan (RICHMOND,Aben).
S 2-10 S25 MAYNARD,Hunter pass complete to CENTER,Grant for loss of 2 yards to the
SBEC23 (DAILEY,Rashad).
S 3-12 S23 GRIFFIN,Barak rush for 3 yards to the SBEC26 (CATRON,Marsai).
S 4-9 S26 Timeout Bishop Byrne High, clock 00:19.
S 4-9 S26 GRIFFIN,Barak punt 33 yards to the BB41, downed.

----- 3 plays, 1 yards, TOP 01:24 -----

B 1-10 B41 BISHOP BYRNE HIGH drive start at 00:07 (2nd).
B 1-10 B41 TEAM rush for no gain to the BB41.
B 2-10 B41 End of 1st half, clock 00:00.

=====END OF 2nd QUARTER=====

SOUTHERN BAPTIST ED 6, BISHOP BYRNE HIGH 30

=====

Play-by-Play Summary (3rd quarter)

B 2-10 B41 Start of 3rd quarter, clock 12:00, SBEC ball on SBEC40.

----- 1 plays, 0 yards, TOP 00:07 -----

GILLENWATER,Sha kickoff 39 yards to the BB21, HAMPTON,Charles return 32 yards to the SBEC47, out-of-bounds.

B 1-10 S47 BISHOP BYRNE HIGH drive start at 11:50 (3rd).

B 1-10 S47 CATRON,Marsai rush for 22 yards to the SBEC25, **1ST DOWN BB** (BURTON,Clay).

B 1-10 S25 HAMPTON,Charles rush for 23 yards to the SBEC2, **1ST DOWN BB** (MAYNARD,Hunter).

B 1-G S02 HAMPTON,Charles rush for 2 yards to the SBEC0, TOUCHDOWN, clock 11:20. SALVADO,Gonzalo kick attempt good.

=====

SOUTHERN BAPTIST ED 6, BISHOP BYRNE HIGH 37

=====

----- 3 plays, 47 yards, TOP 00:30 -----

SALVADO,Gonzalo kickoff 49 yards to the SBEC11, WALKER,Jonathan return 24 yards to the SBEC35 (PRICE,Kevan).

S 1-10 S35 SOUTHERN BAPTIST ED drive start at 11:12 (3rd).

S 1-10 S35 CENTER,Grant rush for 6 yards to the SBEC41 (WARR,Vincent;RICHMOND,Aben).

S 2-4 S41 CENTER,Grant rush for 3 yards to the SBEC44 (RICHMOND,Aben).

S 3-1 S44 Timeout Bishop Byrne High, clock 10:16.

S 3-1 S44 CENTER,Grant rush for no gain to the SBEC44 (BROWN,Kennard).

S 4-1 S44 MAYNARD,Hunter rush for 2 yards to the SBEC46, **1ST DOWN SBEC** (THIGPEN,Tez).

S 1-10 S46 CENTER,Grant rush for 8 yards to the BB46 (CATRON,Marsai).

S 2-2 B46 MAYNARD,Hunter pass complete to WILSON,Matt for 20 yards to the BB26, **1ST DOWN SBEC** (STALLINGS,Greg;HAMPTON,Charles).

S 1-10 B26 CENTER,Grant rush for 6 yards to the BB20 (LANE,Carlos).

S 2-4 B20 WALKER,Jonathan rush for 20 yards to the BB0, **1ST DOWN SBEC**, TOUCHDOWN, clock 07:33.

MAYNARD,Hunter rush attempt good.

=====

SOUTHERN BAPTIST ED 14, BISHOP BYRNE HIGH 37

=====

----- 8 plays, 65 yards, TOP 03:39 -----

GILLENWATER,Sha kickoff 13 yards to the BB47, on-side kick, recovered by BB on SBEC49.

B 1-10 S49 BISHOP BYRNE HIGH drive start at 07:32 (3rd).

B 1-10 S49 RICHMOND,Aben rush for 2 yards to the SBEC47 (DEVENEY,Mac;LOYD,David).

B 2-8 S47 YATES,Martin rush for no gain to the SBEC47.

B 3-8 S47 YATES,Martin pass complete to HAMPTON,Charles for 47 yards to the SBEC0, **1ST DOWN BB**, TOUCHDOWN, clock 06:43.

SALVADO,Gonzalo kick attempt good.

=====

SOUTHERN BAPTIST ED 14, BISHOP BYRNE HIGH 44

=====

----- 3 plays, 49 yards, TOP 00:49 -----

SALVADO,Gonzalo kickoff 60 yards to the SBEC0, touchback.

S 1-10 S20 SOUTHERN BAPTIST ED drive start at 06:43 (3rd).

S 1-10 S20 CENTER,Grant rush for 1 yard to the SBEC21 (RANDOLPH,Kobie).

S 2-9 S21 MAYNARD,Hunter pass intercepted by STALLINGS,Greg at the SBEC35,

STALLINGS,Greg return 15 yards to the SBEC20, fumble by STALLINGS,Greg recovered by SBEC TEAM at SBEC20, *PENALTY SBEC clipping 10 yards to the SBEC10*, 1st and 10, SBEC ball on SBEC10.

----- 2 plays, 1 yards, TOP 01:53 -----

S 1-10 S10 SOUTHERN BAPTIST ED drive start at 04:50 (3rd).
S 1-10 S10 MAYNARD,Hunter rush for loss of 5 yards to the SBEC5 (THOMPSON,James).
S 2-15 S05 MAYNARD,Hunter rush for no gain to the SBEC5 (THOMPSON,James).
S 3-15 S05 MAYNARD,Hunter rush for loss of 3 yards to the SBEC2 (THOMPSON,James).
S 4-18 S02 GRIFFIN,Barak punt 9 yards to the SBEC11, out-of-bounds.

----- 3 plays, minus 18 yards, TOP 00:40 -----

B 1-10 S11 BISHOP BYRNE HIGH drive start at 04:10 (3rd).
B 1-10 S11 RANDOLPH,Kobie rush for 4 yards to the SBEC7 (HUTSON,Dustin).
B 2-6 S07 RANDOLPH,Kobie rush for 7 yards to the SBEC0, **1ST DOWN BB**,
TOUCHDOWN, clock 03:35.
SALVADO,Gonzalo kick attempt good.

=====

SOUTHERN BAPTIST ED 14, BISHOP BYRNE HIGH 51

=====

----- 2 plays, 11 yards, TOP 00:35 -----

SALVADO,Gonzalo kickoff 60 yards to the SBEC0, touchback.
S 1-10 S20 SOUTHERN BAPTIST ED drive start at 03:35 (3rd).
S 1-10 S20 CENTER,Grant rush for 8 yards to the SBEC28 (ADKINS,Chris).
S 2-2 S28 CENTER,Grant rush for 12 yards to the SBEC40, **1ST DOWN SBEC**
(STALLINGS,Greg).
S 1-10 S40 CENTER,Grant rush for 9 yards to the SBEC49 (RICHMOND,Aben).
S 2-1 S49 CENTER,Grant rush for 6 yards to the BB45, **1ST DOWN SBEC**
(HAMPTON,Charles).
S 1-10 B45 MAYNARD,Hunter pass incomplete to WILSON,Matt.
S 2-10 B45 WALKER,Jonathan rush for 17 yards to the BB28, **1ST DOWN SBEC**
(RANDOLPH,Kobie).
S 1-10 B28 WALKER,Jonathan rush for loss of 3 yards to the BB31
(THIGPEN,Tez;LANE,Carlos).
S 2-13 B31 WALKER,Jonathan rush for loss of 2 yards to the BB33 (THIGPEN,Tez).
S 3-15 B33 MAYNARD,Hunter pass incomplete to WILSON,Matt (HAMPTON,Charles).
S 4-15 B33 MAYNARD,Hunter pass incomplete to CENTER,Grant (THIGPEN,Tez).

----- 10 plays, 47 yards, TOP 03:28 -----

B 1-10 B33 BISHOP BYRNE HIGH drive start at 00:07 (3rd).
B 1-10 B33 HAMPTON,Charles rush for 6 yards to the BB39 (BURTON,Clay).

=====END OF 3rd QUARTER=====

SOUTHERN BAPTIST ED 14, BISHOP BYRNE HIGH 51

=====

Play-by-Play Summary (4th quarter)

B 2-4 B39 Start of 4th quarter, clock 12:00.
B 2-4 B39 YATES,Martin rush for 61 yards to the SBEC0, **1ST DOWN BB**,
TOUCHDOWN, clock 11:43.
SALVADO,Gonzalo kick attempt good.

=====

SOUTHERN BAPTIST ED 14, BISHOP BYRNE HIGH 58

=====

----- 2 plays, 67 yards, TOP 00:24 -----

SALVADO,Gonzalo kickoff 60 yards to the SBEC0, touchback.
S 1-10 S20 SOUTHERN BAPTIST ED drive start at 11:43 (4th).
S 1-10 S20 CENTER,Grant rush for 3 yards to the SBEC23 (THIGPEN,Tez).
S 2-7 S23 GRIFFIN,Barak rush for 3 yards to the SBEC26 (APPLEWHITE,Just).
S 3-4 S26 CENTER,Grant rush for 1 yard to the SBEC27 (SPENCE,Jarrett).
S 4-3 S27 GRIFFIN,Barak punt 31 yards to the BB42, HAMPTON,Charles return 58 yards to
the SBEC0, TOUCHDOWN, clock 09:38.

----- 3 plays, 7 yards, TOP 02:05 -----

SALVADO,Gonzalo kick attempt good.

=====

SOUTHERN BAPTIST ED 14, BISHOP BYRNE HIGH 65

=====

SALVADO,Gonzalo kickoff 60 yards to the SBEC0, touchback.
S 1-10 S20 SOUTHERN BAPTIST ED drive start at 09:38 (4th).
S 1-10 S20 CENTER,Grant rush for 7 yards to the SBEC27 (STOKES,Brett).
S 2-3 S27 WALKER,Jonathan rush for 4 yards to the SBEC31, **1ST DOWN SBEC**
(THIGPEN,Tez;SPENCE,Jarrett).
S 1-10 S31 MERCER,Paul rush for 9 yards to the SBEC40 (HARGROW,Daniel).
S 2-1 S40 GRIFFIN,Barak rush for 7 yards to the SBEC47, **1ST DOWN SBEC**
(THIGPEN,Tez).
S 1-10 S47 MERCER,Paul rush for 16 yards to the BB37, **1ST DOWN SBEC**
(HARGROW,Daniel).
S 1-10 B37 MERCER,Paul rush for 7 yards to the BB30 (DAILEY,Ahmad).
S 2-3 B30 SHAW,Joseph rush to the BB33, fumble by SHAW,Joseph recovered by BB
TOLES,Jonathan at BB33.

----- 7 plays, 47 yards, TOP 03:19 -----

B 1-10 B33 BISHOP BYRNE HIGH drive start at 06:19 (4th).
B 1-10 B33 Timeout Bishop Byrne High, clock 06:19.
B 1-10 B33 STOKES,Brett rush for 4 yards to the BB37 (ALLEN,John).
B 2-6 B37 YATES,Martin rush for 8 yards to the BB45, **1ST DOWN BB**
(VOYLES,Ryan).
B 1-10 B45 YATES,Martin rush for 22 yards to the SBEC33, **1ST DOWN BB**.
B 1-10 S33 DAILEY,Ahmad rush for 12 yards to the SBEC21, **1ST DOWN BB**
(DANIEL,Craig).
B 1-10 S21 RANDOLPH,Kobie rush for 15 yards to the SBEC6, **1ST DOWN BB**
(NEELY,Joseph).
B 1-G S06 TEAM rush for loss of 2 yards to the SBEC8.
B 2-G S08 *PENALTY BB delay of game 5 yards to the SBEC13.*
B 2-G S13 TEAM rush for 1 yard to the SBEC12.
B 3-G S12 *PENALTY BB delay of game 7 yards to the SBEC19.*
B 3-G S19 SALVADO,Gonzalo field goal attempt from 36 GOOD, clock 01:10.

=====

SOUTHERN BAPTIST ED 14, BISHOP BYRNE HIGH 68

=====

----- 8 plays, 48 yards, TOP 05:09 -----

SALVADO,Gonzalo kickoff 60 yards to the SBEC0, touchback.

S 1-10 S20 SOUTHERN BAPTIST ED drive start at 01:10 (4th).

S 1-10 S20 TEAM rush for loss of 1 yard to the SBEC19.

S 2-11 S19 TEAM rush for no gain to the SBEC19.

Bishop Byrne wins Div IIA state football title.

S 3-11 S19 End of 2nd half, clock 00:00.

----- 2 plays, minus 1 yards, TOP 01:10 -----

=====FINAL SCORE=====

SOUTHERN BAPTIST ED	14,	BISHOP BYRNE HIGH	68
---------------------	-----	-------------------	----

=====

Play Breakdown Summary

Play Breakdown Summary (Final)

The Automated ScoreBook

Southern Baptist Ed vs Bishop Byrne High (Nov 23, 2002 at Nashville,Tn)

Southern Baptist Ed

Down	RUN	PASS	Total
OVERALL.....	47	15	62
1ST DOWN.....	22	3	25
2ND DOWN-SHORT...	6	1	7
2ND DOWN-MIDDLE..	6	0	6
2ND DOWN-LONG....	6	4	10
3RD DOWN-SHORT...	3	0	3
3RD DOWN-MIDDLE..	1	1	2
3RD DOWN-LONG....	2	4	6
4TH DOWN.....	1	2	3

Bishop Byrne High

Down	RUN	PASS	Total
OVERALL.....	38	6	44
1ST DOWN.....	24	1	25
2ND DOWN-SHORT...	2	0	2
2ND DOWN-MIDDLE..	4	0	4
2ND DOWN-LONG....	7	1	8
3RD DOWN-SHORT...	0	0	0
3RD DOWN-MIDDLE..	0	0	0
3RD DOWN-LONG....	1	4	5
4TH DOWN.....	0	0	0

Southern Baptist Ed

Formation	RUN	PASS	Total
.....	47	15	62

Bishop Byrne High

Formation	RUN	PASS	Total
.....	38	6	44

Play Breakdown

Play Breakdown (Final)

The Automated ScoreBook

Southern Baptist Ed vs Bishop Byrne High (Nov 23, 2002 at Nashville,Tn)

Southern Baptist Ed (Sorted by Play type)

1ST DOWN RUN (22 RUN, 3 PASS)

1-10 S20 #1	1 []
1-10 S10 #2	-5 []
1-10 S31 #2	5 []
1-10 S20 #20	11 []
1-10 S20 #20	4 []
1-10 S20 #20	3 []
1-10 B28 #20	-3 []
1-10 S25 #20	5 []
1-10 S47 #25	16 []
1-10 S31 #25	9 []
1-10 B37 #25	7 []
1-10 S32 #3	5 []
1-10 S20 #3	1 []
1-10 S20 #3	7 []
1-10 S20 #3	3 []
1-10 B26 #3	6 []
1-10 S38 #3	1 []
1-10 S46 #3	8 []
1-10 S40 #3	9 []
1-10 S20 #3	8 []
1-10 S35 #3	6 []
1-10 S20 #TM	-1 []

1ST DOWN PASS

1-10 S44 #20	5 []
1-10 S25 #20	- []
1-10 B45 #81	- []

2ND-SHORT RUN (6 RUN, 1 PASS)

2-1 S40 #1	7 []
2-1 S29 #20	9 []
2-3 S27 #20	4 []
2-1 S49 #3	6 []
2-2 S28 #3	12 []
2-3 B30 #4	-3 []

2ND-SHORT PASS

2-2 B46 #81	20 []
-------------	--------

2ND-MIDDLE RUN (6 RUN, 0 PASS)

2-5 S37 #20 4 []
2-4 B20 #20 20 []
2-5 S49 #20 4 []
2-5 S30 #20 -3 []
2-5 S36 #20 -1 []
2-4 S41 #3 3 []

2ND-LONG RUN (6 RUN, 4 PASS)

2-7 S23 #1 3 []
2-15 S05 #2 0 []
2-7 S23 #20 4 []
2-10 B45 #20 17 []
2-13 B31 #20 -2 []
2-11 S19 #TM 0 []

3RD-SHORT RUN (3 RUN, 0 PASS)

3-1 S41 #2 3 []
3-1 B47 #20 0 []
3-1 S44 #3 0 []

3RD-MIDDLE RUN (1 RUN, 1 PASS)

3-4 S26 #3 1 []

3RD-LONG RUN (2 RUN, 4 PASS)

3-12 S23 #1 3 []
3-15 S05 #2 -3 []

4TH DOWN RUN (1 RUN, 2 PASS)

4-1 S44 #2 2 []

2ND-MIDDLE PASS

2ND-LONG PASS

2-9 S21 #20 - []
2-10 S25 #3 -2 []
2-9 S21 # INT []
2-9 S39 # INT []

3RD-SHORT PASS

3RD-MIDDLE PASS

3-3 S27 #3 - []

3RD-LONG PASS

3-8 S27 #1 2 []
3-15 B33 #81 - []
3-9 S21 # SACK []
3-6 S35 # SACK []

4TH DOWN PASS

4-6 S48 #23 52 []
4-15 B33 #3 - []

Play Breakdown

Play Breakdown (Final)

The Automated ScoreBook

Southern Baptist Ed vs Bishop Byrne High (Nov 23, 2002 at Nashville,Tn)

Bishop Byrne High (Sorted by Play type)

1ST DOWN RUN (24 RUN, 1 PASS)

1-2 S02 #11 2 []
1-10 B33 #11 6 []
1-10 S44 #11 13 []
1-10 S25 #11 23 []
1-10 B33 #21 4 []
1-10 S31 #23 1 []
1-10 S29 #23 9 []
1-10 B45 #23 22 []
1-10 S43 #23 4 []
1-10 S22 #24 22 []
1-10 S22 #24 2 []
1-10 B48 #24 8 []
1-10 B34 #24 3 []
1-10 S49 #24 2 []
1-10 B35 #30 1 []
1-10 S21 #30 15 []
1-10 S10 #30 10 []
1-10 S11 #30 4 []
1-10 B44 #33 56 []
1-10 B24 #33 -5 []
1-10 S47 #34 22 []

1ST DOWN PASS

1-10 S45 #11 - []

1-10 S33 #40 12 []
1-10 B41 #TM 0 []
1-6 S06 #TM -2 []

2ND-SHORT RUN (2 RUN, 0 PASS)
2-2 S44 #30 15 []
2-1 S20 #30 10 []

2ND-MIDDLE RUN (4 RUN, 0 PASS)
2-4 B39 #23 61 []
2-6 B37 #23 8 []
2-6 S39 #23 -1 []
2-6 S07 #30 7 []

2ND-LONG RUN (7 RUN, 1 PASS)
2-9 B36 #11 12 []
2-10 S45 #23 23 []
2-15 B19 #23 15 []
2-8 S47 #23 0 []
2-7 B37 #24 2 []
2-8 S20 #24 0 []
2-13 S13 #TM 1 []

3RD-SHORT RUN (0 RUN, 0 PASS)

3RD-MIDDLE RUN (0 RUN, 0 PASS)

3RD-LONG RUN (1 RUN, 4 PASS)
3-7 S40 #11 40 []

4TH DOWN RUN (0 RUN, 0 PASS)

2ND-SHORT PASS

2ND-MIDDLE PASS

2ND-LONG PASS

2-9 S30 #11 - []

3RD-SHORT PASS

3RD-MIDDLE PASS

3RD-LONG PASS

3-9 S30 #11 - []

3-8 S47 #11 47 []

3-8 S20 #30 - []

3-5 B39 #30 17 []

4TH DOWN PASS

2001 Division II Class A Football Playoffs

November 9 - November 17, 2001 •



Bishop Byrne (7-2) 35

Game 201

Fri. Nov. 9 7:00 PM

St. Andrews (2-6) 6

Bishop Byrne 35

Game 301

Sat. Nov. 17 12:00 PM
Clinic Bowl @ Vanderbilt

SBEC (7-3) 40

Game 202

Fri. Nov. 9 7:00 PM

Memphis Catholic (2-7) 0

SBEC 12

Bishop Byrne

STATE CHAMPION

Box Score

Box Score (Final)

Southern Baptist Ed. vs Bishop Byrne High (Nov 17, 2001 at Nashville, TN)

Score by Quarters	1	2	3	4	Score	
Southern Baptist Ed.	0	6	6	0	- 12	Record: (8-4)
Bishop Byrne High...	0	0	22	13	- 35	Record: (9-2)

Scoring Summary:

2nd 01:25 SBEC - SMITH,Tommy 1 yd run (LONG,Brandon kick blockd), 12-46 4:39, SBEC 6 - BBHS 0
3rd 07:17 BBHS - DUGGER,Rickey 26 yd run (SALVADO,Gonzalo kick), 9-65 4:43, SBEC 6 - BBHS 7
04:53 SBEC - MAHONY,Devin 50 yd pass from SMITH,Tommy (SMITH,Tommy pass failed), 5-79 2:24, SBEC 12 - BBHS 7
02:19 BBHS - DUGGER,Rickey 47 yd run (MACK,Jonathatn rush), 4-69 2:34, SBEC 12 - BBHS 15
01:11 BBHS - HAMPTON,Robert 13 yd interception return (SALVADO,Gonzalo kick), , SBEC 12 - BBHS 22
4th 06:49 BBHS - HAMPTON,Charles 51 yd pass from DUGGER,Rickey (SALVADO,Gonzalo kick failed), 6-76 3:07, SBEC 12 - BBHS 28
02:29 BBHS - JONES,Alex 7 yd run (SALVADO,Gonzalo kick), 5-48 1:47, SBEC 12 - BBHS 35

	SBEC	BBHS
FIRST DOWNS.....	14	16
RUSHES-YARDS (NET).....	39-137	37-198
PASSING YDS (NET).....	118	135
Passes Att-Comp-Int.....	21-8-3	14-8-1
TOTAL OFFENSE PLAYS-YARDS.....	60-255	51-333
Fumble Returns-Yards.....	0-0	0-0
Punt Returns-Yards.....	0-0	0-0
Kickoff Returns-Yards.....	3-43	2-43
Interception Returns-Yards....	1-46	3-56
Punts (Number-Avg).....	1-42.0	2-34.0
Fumbles-Lost.....	3-3	0-0
Penalties-Yards.....	11-103	10-87
Possession Time.....	25:59	22:01
Sacks By: Number-Yards.....	2-9	3-20

RUSHING: Southern Baptist Ed.-SNEED,Blair 10-71; WALKER,Jonathan 14-51; BULLOCK,Pete 2-17; SMITH,Tommy 11-10; MAYNARD,Hunter 1-minus 4; SBEC 1-minus 8. Bishop Byrne High-DUGGER,Rickey 9-104; JONES,Alex 21-83; MACK,Jonathatn 4-13; HAMPTON,Charles 1-1; BBHS 2-minus 3.

PASSING: Southern Baptist Ed.-SMITH,Tommy 6-18-3-119; MAYNARD,Hunter 2-3-0-minus 1. Bishop Byrne High-DUGGER,Rickey 6-11-1-113; HAMPTON,Charles 1-2-0-23; MACK,Jonathatn 1-1-0-minus 1.

RECEIVING: Southern Baptist Ed.-WALKER,Jonathan 4-5; SNEED,Blair 2-58; MAHONY,Devin 1-50; SMITH,Tommy 1-5. Bishop Byrne High-HAMPTON,Charles 4-98; RICHMOND,Aben 2-22; HAMPTON,Robert 2-15.

INTERCEPTIONS: Southern Baptist Ed.-WALKER,Jonathan 1-46. Bishop Byrne High-HAMPTON,Charles 1-18; RICHMOND,Aben 1-25; HAMPTON,Robert 1-13.

FUMBLES: Southern Baptist Ed.-SBEC 1-1; WALKER,Jonathan 1-1; MAYNARD,Hunter 1-1. Bishop Byrne High-None.

Stadium: Vanderbilt Stadium Attendance: 1200
Kickoff time: 11:00a End of Game: 1:20p Total elapsed time: 2:20
Officials: Referee: Clifton Willis; Umpire: H.R. Roberson;
Linesman: Thomas Floyd; Line judge: Dan Taylor; Back judge: Mike Sams;
Scorer: CMC Enterprises;
Temperature: 67 Wind: s 5-10 Weather: partly cloudy

12 Ricky Dugger-offensive MVP
30 Robert Hampton-defensive MVP

Southern Baptist Ed. vs Bishop Byrne High (Nov 17, 2001 at Nashville, TN)

SACKS (UA-A): Southern Baptist Ed.-KIZER,Brandon 2-0. Bishop Byrne High-YATES,Michael 3-0.

TACKLES (UA-A): Southern Baptist Ed.-KIZER,Brandon 6-1; SMITH,Tommy 3-4; BULLOCK,Pete 4-2; GRIFFIN,Barak 0-6; COOKSEY,Ryan 2-3; MAHONY,Devin 4-0; DAVIS,Ty 1-2; WALKER,Jonathan 1-2; STEVENSON,Joey 1-1; BRUMFIELD,Noah 1-1; MOSBY,Mason 1-0; MAYNARD,Hunter 1-0; BROADWAY,Cayce 1-0; RAY,Chad 0-1; NEELY,Joseph 0-1; GILLENWATER,Sha 0-1; HUTSON,Dustin 0-1; SNEED,Blair 0-1; BRAND,Tyler 0-1. Bishop Byrne High-YATES,Martin 4-5; HAMPTON,Robert 4-4; YATES,Michael 5-2; THOMPSON,James 5-1; JONES,Alex 4-2; MACK,Jonathatn 0-5; McNEIL,Antoine 3-1; DUGGER,Rickey 2-2; APPLEWHITE,Just 2-1; RICHMOND,Aben 2-0; HAMPTON,Charles 1-1; WHITLOW,Jamal 0-2; ADKINS,Chris 0-1; GUERRERO,Jose 0-1.

Game Starters:

Southern Baptist Ed.

Bishop Byrne High

POS ## OFFENSE
QB 8 SMITH,Tommy
TB 20 WALKER,Jonathan
WB 5 SNEED,Blair
FB 44 BULLOCK,Pete
SE 12 MAHONY,Devin
C 71 POPPENHEIMER,Ne
RG 55 GILLENWATER,Sha
LG 63 WILKERSON,Westo
RT 66 HUTSON,Dustin
LT 73 BROADWAY,Cayce
TE 23 STEVENSON,Joey

POS ## OFFENSE
QB 12 DUGGER,Rickey
FB 40 MACK,Jonathatn
TB 32 JONES,Alex
FL 80 THOMAS,Marcus
SE 11 HAMPTON,Charles
RG 70 WARR,Vincent
T 62 62
LG 52 McNEIL,Antoine
LT 64 THIGPEN,Tez
C 72 APPLEWHITE,Just
TE 42 STALLINGS,Greg

POS ## DEFENSE
DE 65 KIZER,Brandon
DE 68 BRUMFIELD,Noah
DT 66 HUTSON,Dustin
DT 73 BROADWAY,Cayce
ILB 44 BULLOCK,Pete
ILB 55 GILLENWATER,Sha
OLB 23 STEVENSON,Joey
OLB 1 GRIFFIN,Barak
CB 8 SMITH,Tommy
CB 12 MAHONY,Devin
S 20 WALKER,Jonathan

POS ## DEFENSE
LCB 24 RICHMOND,Aben
FS 11 HAMPTON,Charles
SS 32 JONES,Alex
RCB 23 YATES,Martin
LB 30 HAMPTON,Robert
MLB 40 MACK,Jonathatn
LB 72 APPLEWHITE,Just
LE 52 McNEIL,Antoine
T 62 62
RT 55 THOMPSON,James
RE 14 YATES,Michael

Player participation:

Southern Baptist Ed.: 2-MAYNARD,Hunter, 6-BRAND,Tyler, 13-LONG,Brandon, 14-RAY,Chad, 22-MOSBY,Mason, 50-COOKSEY,Ryan, 52-DAVIS,Ty, 80-NEELY,Joseph.

Bishop Byrne High: 61-GUERRERO,Jose, 75-ADKINS,Chris, 87-SALVADO,Gonzalo, 88-WHITLOW,Jamal.

Scoring Summary

Scoring Summary (Final)

2001 Clinic Bowl-TSSAA DII Football Cham

Southern Baptist Ed. vs Bishop Byrne High (Nov 17, 2001 at Nashville, TN)

Southern Baptist Ed. (8-4) vs. Bishop Byrne High (9-2)

Date: Nov 17, 2001 Site: Nashville, TN

Stadium: Vanderbilt Stadium

Attendance: 1200

Score by Quarters	1	2	3	4	Score
-----	--	--	--	--	-----
Southern Baptist Ed.	0	6	6	0	- 12
Bishop Byrne High...	0	0	22	13	- 35

Scoring Summary:

2nd 01:25 SBEC - SMITH,Tommy 1 yd run (LONG,Brandon kick blockd)
12 plays, 46 yards, TOP 4:39, SBEC 6 - BBHS 0

3rd 07:17 BBHS - DUGGER,Rickey 26 yd run (SALVADO,Gonzalo kick)
9 plays, 65 yards, TOP 4:43, SBEC 6 - BBHS 7

04:53 SBEC - MAHONY,Devin 50 yd pass from SMITH,Tommy (SMITH,Tommy pass failed)
5 plays, 79 yards, TOP 2:24, SBEC 12 - BBHS 7

02:19 BBHS - DUGGER,Rickey 47 yd run (MACK,Jonathatn rush)
4 plays, 69 yards, TOP 2:34, SBEC 12 - BBHS 15

01:11 BBHS - HAMPTON,Robert 13 yd interception return (SALVADO,Gonzalo kick)
SBEC 12 - BBHS 22

4th 06:49 BBHS - HAMPTON,Charles 51 yd pass from DUGGER,Rickey (SALVADO,Gonzalo kick failed)
6 plays, 76 yards, TOP 3:07, SBEC 12 - BBHS 28

02:29 BBHS - JONES,Alex 7 yd run (SALVADO,Gonzalo kick)
5 plays, 48 yards, TOP 1:47, SBEC 12 - BBHS 35

Kickoff time: 11:00a End of Game: 1:20p Total elapsed time: 2:20

Officials: Referee: Clifton Willis; Umpire: H.R. Roberson;

Linesman: Thomas Floyd; Line judge: Dan Taylor; Back judge: Mike Sams;

Scorer: CMC Enterprises;

Temperature: 67 Wind: s 5-10 Weather: partly cloudy

12 Ricky Dugger-offensive MVP

30 Robert Hampton-defensive MVP

Team Statistics

Team Statistics (Final)

2001 Clinic Bowl-TSSAA DII Football Cham

Southern Baptist Ed. vs Bishop Byrne High (Nov 17, 2001 at Nashville, TN)

	SBEC	BBHS
FIRST DOWNS.....	14	16
Rushing.....	10	8
Passing.....	3	5
Penalty.....	1	3
Rushing Attempts.....	39	37
Yards Gained Rushing.....	181	219
Yards Lost Rushing.....	44	21
NET YARDS RUSHING.....	137	198
NET YARDS PASSING.....	118	135
Passes Attempted.....	21	14
Passes Completed.....	8	8
Had Intercepted.....	3	1
TOTAL OFFENSIVE PLAYS.....	60	51
TOTAL NET YARDS.....	255	333
Average Gain Per Play.....	4.2	6.5
Fumbles: Number-Lost.....	3-3	0-0
Penalties: Number-Yards.....	11-103	10-87
Number of Punts-Yards.....	1-42	2-68
Average Per Punt.....	42.0	34.0
Punt Returns: Number-Yards....	0-0	0-0
Kickoff Returns: Number-Yards.	3-43	2-43
Interceptions: Number-Yards...	1-46	3-56
Fumble Returns: Number-Yards..	0-0	0-0
Miscellaneous Yards.....	0	0
Possession Time.....	25:59	22:01
Third-Down Conversions.....	8 of 14	4 of 9
Fourth-Down Conversions.....	1 of 2	1 of 2
Sacks By: Number-Yards.....	2-9	3-20

Individual Statistics

Individual Statistics (Final)
2001 Clinic Bowl-TSSAA DII Football Cham
Southern Baptist Ed. vs Bishop Byrne High (Nov 17, 2001 at Nashville, TN)

Southern Baptist Ed.

Rushing	No	Gain	Loss	Net	TD	Lg	Avg
SNEED, Blair	10	74	3	71	0	29	7.1
WALKER, Jonathan	14	57	6	51	0	10	3.6
BULLOCK, Pete	2	17	0	17	0	14	8.5
SMITH, Tommy	11	33	23	10	1	11	0.9
MAYNARD, Hunter	1	0	4	-4	0	0	-4.0
SBEC	1	0	8	-8	0	0	-8.0
Totals...	39	181	44	137	1	29	3.5

Passing	Att	Cmp	Int	Yds	TD	Long	Sck
SMITH, Tommy	18	6	3	119	1	50	2
MAYNARD, Hunter	3	2	0	-1	0	5	1
Totals...	21	8	3	118	1	50	3

Receiving	No.	Yds	TD	Long
WALKER, Jonathan	4	5	0	11
SNEED, Blair	2	58	0	43
MAHONY, Devin	1	50	1	50
SMITH, Tommy	1	5	0	5
Totals...	8	118	1	50

Punting	No.	Yds	Avg	Long	In20
SMITH, Tommy	1	42	42.0	42	1
Totals...	1	42	42.0	42	1

All Returns	Punts			Kickoffs			Intercept		
	No.	Yds.	Lg	No.	Yds.	Lg	No.	Yds.	Lg
WALKER, Jonathan	0	0	0	0	0	0	1	46	46
SNEED, Blair	0	0	0	2	34	19	0	0	0
GRIFFIN, Barak	0	0	0	1	9	9	0	0	0
Totals...	0	0	0	3	43	19	1	46	46

Field goal attempts

Bishop Byrne High

Rushing	No	Gain	Loss	Net	TD	Lg	Avg
DUGGER, Rickey	9	113	9	104	2	47	11.6
JONES, Alex	21	92	9	83	1	14	4.0
MACK, Jonathatn	4	13	0	13	0	7	3.2
HAMPTON, Charles	1	1	0	1	0	1	1.0
BBHS	2	0	3	-3	0	0	-1.5
Totals...	37	219	21	198	3	47	5.4

Passing	Att	Cmp	Int	Yds	TD	Long	Sck
DUGGER, Rickey	11	6	1	113	1	51	2
HAMPTON, Charles	2	1	0	23	0	23	0
MACK, Jonathatn	1	1	0	-1	0	0	0
Totals...	14	8	1	135	1	51	2

Receiving	No.	Yds	TD	Long
HAMPTON, Charles	4	98	1	51
RICHMOND, Aben	2	22	0	23
HAMPTON, Robert	2	15	0	9
Totals...	8	135	1	51

Punting	No.	Yds	Avg	Long	In20
MACK, Jonathatn	2	68	34.0	38	0
Totals...	2	68	34.0	38	0

All Returns	Punts			Kickoffs			Intercept		
	No.	Yds.	Lg	No.	Yds.	Lg	No.	Yds.	Lg
HAMPTON, Charles	0	0	0	1	19	19	1	18	18
RICHMOND, Aben	0	0	0	1	24	24	1	25	25
HAMPTON, Robert	0	0	0	0	0	0	1	13	13
Totals...	0	0	0	2	43	24	3	56	25

Field goal attempts

FUMBLES: Southern Baptist Ed.-WALKER, Jonathan 1-1; MAYNARD, Hunter 1-1; SBEC 1-1. Bishop Byrne High-None.

Drive Chart

Drive Chart (Final)

2001 Clinic Bowl-TSSAA DII Football Cham

Southern Baptist Ed. vs Bishop Byrne High (Nov 17, 2001 at Nashville, TN)

Team	Drive Started				Drive Ended			Consumed	
	Qtr	Spot	Time	Obtained	Spot	Time	How Lost	Pl-Yds	TOP
SBEC	1st	S20	12:00	Kickoff	S44	08:07	Punt	8-24	03:53
SBEC	1st	S27	05:37	Punt	S16	05:00	Fumble	2--11	00:37
SBEC	1st	B49	03:55	Interception	B38	01:34	Interception	7-11	02:21
SBEC	2nd	S23	11:38	Punt	B44	08:18	Downs	6-33	03:20
SBEC	2nd	B46	06:04	Downs	B00	01:25	*TOUCHDOWN	12-46	04:39#
SBEC	3rd	S21	07:17	Kickoff	B00	04:53	*TOUCHDOWN	5-79	02:24
SBEC	3rd	S27	02:19	Kickoff	S18	01:11	Interception	3--9	01:08
SBEC	3rd	S29	01:11	Kickoff	B24	09:56	Fumble	7-47	03:15#
SBEC	4th	S20	06:49	Kickoff	S30	04:16	Interception	5-10	02:33
SBEC	4th	S20	02:29	Kickoff	S23	00:40	Fumble	5-3	01:49

BBHS	1st	B14	08:07	Punt	B43	05:37	Punt	5-29	02:30
BBHS	1st	S16	05:00	Fumble	S24	03:55	Interception	3--8	01:05#
BBHS	1st	B12	01:34	Interception	B39	11:38	Punt	5-27	01:56
BBHS	2nd	B44	08:18	Downs	B46	06:04	Downs	4-2	02:14
BBHS	2nd	B46	01:25	Kickoff	S05	12:00	End of half	8-49	01:25#
BBHS	3rd	B35	12:00	Kickoff	S00	07:17	*TOUCHDOWN	9-65	04:43
BBHS	3rd	B31	04:53	Kickoff	S00	02:19	*TOUCHDOWN	4-69	02:34
BBHS	3rd	S00	01:11	Interception	S00	01:11	*TOUCHDOWN	0-0	00:00
BBHS	4th	B24	09:56	Fumble	S00	06:49	*TOUCHDOWN	6-76	03:07#
BBHS	4th	S48	04:16	Interception	S00	02:29	*TOUCHDOWN	5-48	01:47#
BBHS	4th	S23	00:40	Fumble	S21	00:00	End of half	2-2	00:40#

SBEC				1st Qtr	2nd Qtr	3rd Qtr	4th Qtr	1st Half	2nd Half	Total
Time of possession				06:51	07:59	04:43	06:26	14:50	11:09	25:59
3rd Down Conversions				1/4	4/5	1/2	2/3	5/9	3/5	8/14
Avg Field Position				S32	S38	S25	S20	S35	S23	S29
4th Down Conversions				1/1	0/1	0/0	0/0	1/2	0/0	1/2

BBHS				1st Qtr	2nd Qtr	3rd Qtr	4th Qtr	1st Half	2nd Half	Total
Time of possession				05:09	04:01	07:17	05:34	09:10	12:51	22:01
3rd Down Conversions				0/2	0/3	1/1	3/3	0/5	4/4	4/9
Avg Field Position				B36	B45	B33	S49	B40	B43	B41
4th Down Conversions				0/0	1/2	0/0	0/0	1/2	0/0	1/2

Drive Chart (By Quarter)

Team	Drive Started				Drive Ended			Consumed	
	Qtr	Spot	Time	Obtained	Spot	Time	How Lost	Pl-Yds	TOP
SBEC	1st	S20	12:00	Kickoff	S44	08:07	Punt	8-24	03:53
BBHS	1st	B14	08:07	Punt	B43	05:37	Punt	5-29	02:30
SBEC	1st	S27	05:37	Punt	S16	05:00	Fumble	2--11	00:37
BBHS	1st	S16	05:00	Fumble	S24	03:55	Interception	3--8	01:05#
SBEC	1st	B49	03:55	Interception	B38	01:34	Interception	7-11	02:21
BBHS	1st	B12	01:34	Interception	B39	11:38	Punt	5-27	01:56
SBEC	2nd	S23	11:38	Punt	B44	08:18	Downs	6-33	03:20
BBHS	2nd	B44	08:18	Downs	B46	06:04	Downs	4-2	02:14
SBEC	2nd	B46	06:04	Downs	B00	01:25	*TOUCHDOWN	12-46	04:39#
BBHS	2nd	B46	01:25	Kickoff	S05	12:00	End of half	8-49	01:25#
BBHS	3rd	B35	12:00	Kickoff	S00	07:17	*TOUCHDOWN	9-65	04:43
SBEC	3rd	S21	07:17	Kickoff	B00	04:53	*TOUCHDOWN	5-79	02:24
BBHS	3rd	B31	04:53	Kickoff	S00	02:19	*TOUCHDOWN	4-69	02:34
SBEC	3rd	S27	02:19	Kickoff	S18	01:11	Interception	3--9	01:08
BBHS	3rd	S00	01:11	Interception	S00	01:11	*TOUCHDOWN	0-0	00:00
SBEC	3rd	S29	01:11	Kickoff	B24	09:56	Fumble	7-47	03:15#
BBHS	4th	B24	09:56	Fumble	S00	06:49	*TOUCHDOWN	6-76	03:07#
SBEC	4th	S20	06:49	Kickoff	S30	04:16	Interception	5-10	02:33
BBHS	4th	S48	04:16	Interception	S00	02:29	*TOUCHDOWN	5-48	01:47#
SBEC	4th	S20	02:29	Kickoff	S23	00:40	Fumble	5-3	01:49
BBHS	4th	S23	00:40	Fumble	S21	00:00	End of half	2-2	00:40#

Defensive Statistics

Defensive Statistics (Final)
2001 Clinic Bowl-TSSAA DII Football Cham
Southern Baptist Ed. vs Bishop Byrne High (Nov 17, 2001 at Nashville, TN)

Southern Baptist Ed.

##	Player	Solo	Ast	Tot	TFL/Yds	FF	FR-Yd	Intc	PD	Blkd	Sack/Yds	QH
65	KIZER, Brandon	6	1	7	3/11	2/9	.
8	SMITH, Tommy	3	4	7	1/1	/	.
44	BULLOCK, Pete	4	2	6	/	.
1	GRIFFIN, Barak	.	6	6	/	.
50	COOKSEY, Ryan	2	3	5	/	.
12	MAHONY, Devin	4	.	4	/	.
52	DAVIS, Ty	1	2	3	/	.
20	WALKER, Jonathan	1	2	3	1/2	.	.	1-46	2	.	/	.
23	STEVENSON, Joey	1	1	2	1/3	/	.
68	BRUMFIELD, Noah	1	1	2	/	.
73	BROADWAY, Cayce	1	.	1	1/2	/	.
2	MAYNARD, Hunter	1	.	1	/	.
22	MOSBY, Mason	1	.	1	/	.
5	SNEED, Blair	.	1	1	/	.
6	BRAND, Tyler	.	1	1	/	.
80	NEELY, Joseph	.	1	1	/	.
14	RAY, Chad	.	1	1	/	.
66	HUTSON, Dustin	.	1	1	/	.
55	GILLENWATER, Sha	.	1	1	/	.

Bishop Byrne High

##	Player	Solo	Ast	Tot	TFL/Yds	FF	FR-Yd	Intc	PD	Blkd	Sack/Yds	QH
23	YATES, Martin	4	5	9	1/1	.	.	.	1	.	/	.
30	HAMPTON, Robert	4	4	8	1/1	.	.	1-13	1	.	/	.
14	YATES, Michael	5	2	7	3/20	1	3/20	.
55	THOMPSON, James	5	1	6	2/8	/	.
32	JONES, Alex	4	2	6	2/9	/	.
40	MACK, Jonathatn	.	5	5	1	.	/	.
52	McNEIL, Antoine	3	1	4	/	.
12	DUGGER, Rickey	2	2	4	.	.	1-0	.	.	.	/	.
72	APPLEWHITE, Just	2	1	3	1	.	/	.
24	RICHMOND, Aben	2	.	2	.	.	.	1-25	2	.	/	.
11	HAMPTON, Charles	1	1	2	.	.	.	1-18	3	.	/	.
88	WHITLOW, Jamal	.	2	2	/	.
75	ADKINS, Chris	.	1	1	.	.	1-0	.	.	.	/	.
61	GUERRERO, Jose	.	1	1	/	.
TM	BBHS	1-0	.	.	.	/	.

Quickie Statistics

Quickie Statistics (Final)

Southern Baptist Ed. vs Bishop Byrne High (Nov 17, 2001 at Nashville, TN)

	SBEC	BBHS
Score.....	12	35
FIRST DOWNS.....	14	16
RUSHES-YARDS (NET).....	39-137	37-198
PASSING YDS (NET).....	118	135
Passes Att-Comp-Int.....	21-8-3	14-8-1
TOTAL OFFENSE PLAYS-YARDS.....	60-255	51-333
Fumble Returns-Yards.....	0-0	0-0
Punt Returns-Yards.....	0-0	0-0
Kickoff Returns-Yards.....	3-43	2-43
Interception Returns-Yards....	1-46	3-56
Punts (Number-Avg).....	1-42.0	2-34.0
Fumbles-Lost.....	3-3	0-0
Penalties-Yards.....	11-103	10-87
Possession Time.....	25:59	22:01

Southern Baptist Ed.						Bishop Byrne High							
Rushing	No	Yds	TD	Lg	Avg	Rushing	No	Yds	TD	Lg	Avg		
SNEED,Blair	10	71	0	29	7.1	DUGGER,Rickey	9	104	2	47	11.6		
WALKER,Jonathan	14	51	0	10	3.6	JONES,Alex	21	83	1	14	4.0		
BULLOCK,Pete	2	17	0	14	8.5	MACK,Jonathatn	4	13	0	7	3.2		
SMITH,Tommy	11	10	1	11	0.9	HAMPTON,Charles	1	1	0	1	1.0		
Passing	AttCmpInt		Yds	TD	Lng	Passing	AttCmpInt		Yds	TD	Lng		
SMITH,Tommy	18-6-3		119	1	50	DUGGER,Rickey	11-6-1		113	1	51		
MAYNARD,Hunter	3-2-0		-1	0	5	HAMPTON,Charles	2-1-0		23	0	23		
Receiving	No.	Yds	TD	Long	Receiving	No.	Yds	TD	Long				
WALKER,Jonathan	4	5	0	11	HAMPTON,Charles	4	98	1	51				
SNEED,Blair	2	58	0	43	RICHMOND,Aben	2	22	0	23				
MAHONY,Devin	1	50	1	50	HAMPTON,Robert	2	15	0	9				
SMITH,Tommy	1	5	0	5									
Punting	No.	Avg	Long	I20	Punting	No.	Avg	Long	I20				
SMITH,Tommy	1	42.0	42	1	MACK,Jonathatn	2	34.0	38	0				
Punt returns	No.	Yds	TD	Long	Punt returns	No.	Yds	TD	Long				
Kick returns	No.	Yds	TD	Long	Kick returns	No.	Yds	TD	Long				
SNEED,Blair	2	34	0	19	RICHMOND,Aben	1	24	0	24				
GRIFFIN,Barak	1	9	0	9	HAMPTON,Charles	1	19	0	19				

Team	Qtr	Time	Scoring play	Conversion	Plays-Yards	TOP	SBEC - BB
SBEC	2nd	01:25	SMITH,Tommy 1 yd run	LONG,Brandon kick blockd	12-46	4:39	6 - 0
BBHS	3rd	07:17	DUGGER,Rickey 26 yd run	SALVADO,Gonzalo kick	9-65	4:43	6 - 7
SBEC	3rd	04:53	MAHONY,Devin 50 yd pass from SMITH,Tommy	SMITH,Tommy pass failed	5-79	2:24	12 - 7
BBHS	3rd	02:19	DUGGER,Rickey 47 yd run	MACK,Jonathatn rush	4-69	2:34	12 - 15
BBHS	3rd	01:11	HAMPTON,Robert 13 yd interception return	SALVADO,Gonzalo kick			12 - 22
BBHS	4th	06:49	HAMPTON,Charles 51 yd pass from DUGGER,Rickey	SALVADO,Gonzalo kick failed	6-76	3:07	12 - 28
BBHS	4th	02:29	JONES,Alex 7 yd run	SALVADO,Gonzalo kick	5-48	1:47	12 - 35

Participation Report

Participation Report (Final)
2001 Clinic Bowl-TSSAA DII Football Cham
Southern Baptist Ed. vs Bishop Byrne High (Nov 17, 2001 at Nashville, TN)

Southern Baptist Ed.

POS ## OFFENSE
QB 8 SMITH, Tommy
TB 20 WALKER, Jonathan
WB 5 SNEED, Blair
FB 44 BULLOCK, Pete
SE 12 MAHONY, Devin
C 71 POPPENHEIMER, Ne
RG 55 GILLENWATER, Sha
LG 63 WILKERSON, Westo
RT 66 HUTSON, Dustin
LT 73 BROADWAY, Cayce
TE 23 STEVENSON, Joey

POS ## DEFENSE
DE 65 KIZER, Brandon
DE 68 BRUMFIELD, Noah
DT 66 HUTSON, Dustin
DT 73 BROADWAY, Cayce
ILB 44 BULLOCK, Pete
ILB 55 GILLENWATER, Sha
OLB 23 STEVENSON, Joey
OLB 1 GRIFFIN, Barak
CB 8 SMITH, Tommy
CB 12 MAHONY, Devin
S 20 WALKER, Jonathan

Bishop Byrne High

POS ## OFFENSE
QB 12 DUGGER, Rickey
FB 40 MACK, Jonathatn
TB 32 JONES, Alex
FL 80 THOMAS, Marcus
SE 11 HAMPTON, Charles
RG 70 WARR, Vincent
T 62 62
LG 52 McNEIL, Antoine
LT 64 THIGPEN, Tez
C 72 APPLEWHITE, Just
TE 42 STALLINGS, Greg

POS ## DEFENSE
LCB 24 RICHMOND, Aben
FS 11 HAMPTON, Charles
SS 32 JONES, Alex
RCB 23 YATES, Martin
LB 30 HAMPTON, Robert
MLB 40 MACK, Jonathatn
LB 72 APPLEWHITE, Just
LE 52 McNEIL, Antoine
T 62 62
RT 55 THOMPSON, James
RE 14 YATES, Michael

Southern Baptist Ed.: 2-MAYNARD, Hunter, 6-BRAND, Tyler, 13-LONG, Brandon, 14-RAY, Chad, 22-MOSBY, Mason, 50-COOKSEY, Ryan, 52-DAVIS, Ty, 80-NEELY, Joseph.

Bishop Byrne High: 61-GUERRERO, Jose, 75-ADKINS, Chris, 87-SALVADO, Gonzalo, 88-WHITLOW, Jamal.

Play-by-Play Summary (1st Quarter)

S 1-10 S40 SBEC wins the toss and will receive to start the game.
BBHS ball on BBHS40.

SALVADO,Gonzalo kickoff 60 yards to the SBEC0, touchback.

S 1-10 S20 WALKER,Jonathan rush for 9 yards to the SBEC29 (APPLEWHITE,Just).
S 2-1 S29 SMITH,Tommy rush for 5 yards to the SBEC34, **1ST DOWN SBEC** (HAMPTON,Robert).
S 1-10 S34 WALKER,Jonathan rush for 2 yards to the SBEC36 (YATES,Martin;YATES,Michael).
S 2-8 S36 WALKER,Jonathan rush for 6 yards to the SBEC42 (HAMPTON,Robert).
S 3-2 S42 WALKER,Jonathan rush for 5 yards to the SBEC47, **1ST DOWN SBEC** (THOMPSON,James;YATES,Martin).
S 1-10 S47 *PENALTY SBEC false start 5 yards to the SBEC42.*
S 1-15 S42 SMITH,Tommy pass incomplete to WILSON,Matt (YATES,Martin).
S 2-15 S42 SMITH,Tommy rush for 2 yards to the SBEC44 (HAMPTON,Robert).
S 3-13 S44 SMITH,Tommy pass incomplete to MAHONY,Devin (HAMPTON,Charles).
S 4-13 S44 SMITH,Tommy punt 42 yards to the BBHS14.

----- 8 plays, 24 yards, TOP 03:53 -----

B 1-10 B14 BISHOP BYRNE HIGH drive start at 08:07 (1st).
B 1-10 B14 JONES,Alex rush for 8 yards to the BBHS22 (MAHONY,Devin).
B 2-2 B22 DUGGER,Rickey pass complete to HAMPTON,Charles for 15 yards to the BBHS37, **1ST DOWN BBHS** (MOSBY,Mason).
B 1-10 B37 JONES,Alex rush for loss of 2 yards to the BBHS35 (KIZER,Brandon).
B 2-12 B35 MACK,Jonathatn rush for 2 yards to the BBHS37 (GILLENWATER,Sha;BULLOCK,Pete).
B 3-10 B37 DUGGER,Rickey pass complete to HAMPTON,Robert for 6 yards to the BBHS43, out-of-bounds.
B 4-4 B43 MACK,Jonathatn punt 30 yards to the SBEC27, downed.

----- 5 plays, 29 yards, TOP 02:30 -----

S 1-10 S27 SOUTHERN BAPTIST ED. drive start at 05:37 (1st).
S 1-10 S27 SMITH,Tommy rush for loss of 5 yards to the SBEC22 (THOMPSON,James).
S 2-15 S22 WALKER,Jonathan rush to the SBEC16, fumble by WALKER,Jonathan recovered by BBHS BBHS at SBEC16.

----- 2 plays, minus 11 yards, TOP 00:37 -----

B 1-10 S16 BISHOP BYRNE HIGH drive start at 05:00 (1st).
B 1-10 S16 JONES,Alex rush for 2 yards to the SBEC14 (KIZER,Brandon).
B 2-8 S14 *PENALTY BBHS clipping 10 yards to the SBEC24.*
B 2-18 S24 DUGGER,Rickey pass incomplete to MACK,Jonathatn.
B 3-18 S24 DUGGER,Rickey pass intercepted by WALKER,Jonathan at the SBEC5, WALKER,Jonathan return 46 yards to the BBHS49.

----- 3 plays, minus 8 yards, TOP 01:05 -----

S 1-10 B49 SOUTHERN BAPTIST ED. drive start at 03:55 (1st).
S 1-10 B49 SNEED,Blair rush for 2 yards to the BBHS47 (THOMPSON,James).
S 2-8 B47 *PENALTY SBEC illegal participation 5 yards to the SBEC48.*
S 2-13 S48 SNEED,Blair rush for loss of 3 yards to the SBEC45 (THOMPSON,James).
S 3-16 S45 SMITH,Tommy pass complete to SNEED,Blair for 15 yards to the BBHS40 (YATES,Martin).
S 4-1 B40 WALKER,Jonathan rush for 2 yards to the BBHS38, **1ST DOWN SBEC** (APPLEWHITE,Just).
S 1-10 B38 SMITH,Tommy pass incomplete to WALKER,Jonathan (RICHMOND,Aben).
S 2-10 B38 SMITH,Tommy pass incomplete to SNEED,Blair.
S 3-10 B38 SMITH,Tommy pass intercepted by RICHMOND,Aben at the BBHS4, RICHMOND,Aben return 25 yards to the BBHS29, out-of-bounds, *PENALTY BBHS clipping 17 yards to the BBHS12*, 1st and 10, BBHS ball on BBHS12.

----- 7 plays, 11 yards, TOP 02:21 -----

B 1-10 B12 BISHOP BYRNE HIGH drive start at 01:34 (1st).
B 1-10 B12 JONES,Alex rush for 2 yards to the BBHS14 (BULLOCK,Pete).
B 2-8 B14 JONES,Alex rush for 5 yards to the BBHS19 (MAHONY,Devin), *PENALTY SBEC face mask 16 yards to the BBHS35*, **1ST DOWN BBHS**.
B 1-10 B35 1st and 10.
B 1-10 B35 DUGGER,Rickey rush for 4 yards to the BBHS39 (KIZER,Brandon).
B 2-6 B39 DUGGER,Rickey pass incomplete to HAMPTON,Charles.

=====END OF 1st QUARTER=====

SOUTHERN BAPTIST ED. 0, BISHOP BYRNE HIGH 0

Play-by-Play Summary (2nd quarter)

B 3-6 B39 Start of 2nd quarter, clock 12:00.
B 3-6 B39 DUGGER,Rickey pass incomplete to HAMPTON,Robert.
B 4-6 B39 Timeout Bishop Byrne High, clock 11:55.
B 4-6 B39 MACK,Jonathatn punt 38 yards to the SBEC23, downed.

----- 5 plays, 27 yards, TOP 01:56 -----

S 1-10 S23 SOUTHERN BAPTIST ED. drive start at 11:38 (2nd).
S 1-10 S23 SMITH,Tommy sacked for loss of 7 yards to the SBEC16 (YATES,Michael).
S 2-17 S16 *PENALTY BBHS Encroachment 5 yards to the SBEC21.*
S 2-12 S21 SNEED,Blair rush for 29 yards to the 50 yardline, **1ST DOWN SBEC**
(RICHMOND,Aben).
S 1-10 S50 SNEED,Blair rush for 3 yards to the BBHS47 (THOMPSON,James).
S 2-7 B47 Timeout Southern Baptist Ed., clock 09:32.
S 2-7 B47 *PENALTY SBEC false start 5 yards to the SBEC48.*
S 2-12 S48 MAYNARD,Hunter pass complete to SMITH,Tommy for 5 yards to the BBHS47
(YATES,Martin).
S 3-7 B47 BULLOCK,Pete rush for 3 yards to the BBHS44
(MACK,Jonathatn;APPLEWHITE,Just).
S 4-4 B44 Timeout Southern Baptist Ed., clock 08:22.
S 4-4 B44 SMITH,Tommy pass incomplete to SNEED,Blair (APPLEWHITE,Just).

----- 6 plays, 33 yards, TOP 03:20 -----

B 1-10 B44 BISHOP BYRNE HIGH drive start at 08:18 (2nd).
B 1-10 B44 DUGGER,Rickey sacked for loss of 3 yards to the BBHS41 (KIZER,Brandon).
B 2-13 B41 JONES,Alex rush for 8 yards to the BBHS49 (GRIFFIN,Barak;COOKSEY,Ryan).
B 3-5 B49 *PENALTY BBHS illegal participation 5 yards to the BBHS44.*
B 3-10 B44 JONES,Alex rush for 3 yards to the BBHS47 (BULLOCK,Pete;GRIFFIN,Barak).
B 4-7 B47 MACK,Jonathatn pass complete to RICHMOND,Aben for loss of 1 yard to the
BBHS46 (SMITH,Tommy).

----- 4 plays, 2 yards, TOP 02:14 -----

S 1-10 B46 SOUTHERN BAPTIST ED. drive start at 06:04 (2nd).
S 1-10 B46 *PENALTY SBEC false start 5 yards to the SBEC49.*
S 1-15 S49 SNEED,Blair rush for 5 yards to the BBHS46 (HAMPTON,Robert).
S 2-10 B46 SMITH,Tommy pass complete to WALKER,Jonathan for 3 yards to the BBHS43
(JONES,Alex).
S 3-7 B43 SMITH,Tommy pass complete to WALKER,Jonathan for 11 yards to the BBHS32,
1ST DOWN SBEC, out-of-bounds (YATES,Martin).
S 1-10 B32 WALKER,Jonathan rush for no gain to the BBHS32 (McNEIL,Antoine).
S 2-10 B32 SMITH,Tommy pass incomplete to MAHONY,Devin (MACK,Jonathatn).
S 3-10 B32 SMITH,Tommy rush for 11 yards to the BBHS21, **1ST DOWN SBEC**
(YATES,Martin).
S 1-10 B21 WALKER,Jonathan rush for 6 yards to the BBHS15 (YATES,Michael).
S 2-4 B15 WALKER,Jonathan rush for 3 yards to the BBHS12
(MACK,Jonathatn;DUGGER,Rickey).
S 3-1 B12 SMITH,Tommy rush for 2 yards to the BBHS10, **1ST DOWN SBEC**
(THOMPSON,James).
S 1-G B10 WALKER,Jonathan rush for 7 yards to the BBHS3 (YATES,Michael).
S 2-G B03 Timeout Bishop Byrne High, clock 02:11.
S 2-G B03 WALKER,Jonathan rush for 2 yards to the BBHS1 (DUGGER,Rickey;YATES,Martin).
S 3-G B01 SMITH,Tommy rush for 1 yard to the BBHS0, TOUCHDOWN, clock 01:25.
LONG,Brandon kick attempt failed (blocked).

=====

SOUTHERN BAPTIST ED. 6, BISHOP BYRNE HIGH 0

=====

----- 12 plays, 46 yards, TOP 04:39 -----

LONG,Brandon kickoff 38 yards to the BBHS22, RICHMOND,Aben return 24 yards
to the BBHS46 (COOKSEY,Ryan).

B 1-10 B46 BISHOP BYRNE HIGH drive start at 01:17 (2nd).
B 1-10 B46 DUGGER,Rickey pass complete to HAMPTON,Charles for 14 yards to the
SBEC40, **1ST DOWN BBHS**, out-of-bounds (STEVENSON,Joey).
B 1-10 S40 DUGGER,Rickey rush for 3 yards to the SBEC37 (KIZER,Brandon), *PENALTY*
SBEC personal foul 14 yards to the SBEC23, **1ST DOWN BBHS**.
B 1-10 S23 1st and 10.
B 1-10 S23 DUGGER,Rickey sacked for loss of 6 yards to the SBEC29 (KIZER,Brandon).
B 2-16 S29 Timeout Bishop Byrne High, clock 00:47.
B 2-16 S29 DUGGER,Rickey pass incomplete to HAMPTON,Robert (WALKER,Jonathan).
B 3-16 S29 *PENALTY BBHS delay of game 5 yards to the SBEC34*.
B 3-21 S34 HAMPTON,Charles rush for 1 yard to the SBEC33
(GRIFFIN,Barak;SMITH,Tommy).
B 4-20 S33 HAMPTON,Charles pass complete to RICHMOND,Aben for 23 yards to the
SBEC10, **1ST DOWN BBHS** (DAVIS,Ty).
B 1-G S10 HAMPTON,Charles pass incomplete.
B 2-G S10 DUGGER,Rickey rush for 5 yards to the SBEC5 (GRIFFIN,Barak;SMITH,Tommy).
B 3-G S05 End of 1st half, clock 00:00.

=====END OF 2nd QUARTER=====

SOUTHERN BAPTIST ED. 6, BISHOP BYRNE HIGH 0

=====

Play-by-Play Summary (3rd quarter)

Bishop Byrne will receive the ball.

B 3-G S05 Start of 3rd quarter, clock 12:00, SBEC ball on SBEC40.

----- 8 plays, 49 yards, TOP 01:17 -----

LONG,Brandon kickoff 26 yards to the BBHS34, out-of-bounds, BBHS ball on BBHS35.

B 1-10 B35 BISHOP BYRNE HIGH drive start at 12:00 (3rd).

B 1-10 B35 JONES,Alex rush for 5 yards to the BBHS40 (SMITH,Tommy).

B 2-5 B40 JONES,Alex rush for 6 yards to the BBHS46, **1ST DOWN BBHS**
(BULLOCK,Pete).

B 1-10 B46 MACK,Jonathatn rush for 7 yards to the SBEC47 (GRIFFIN,Barak;RAY,Chad).

B 2-3 S47 JONES,Alex rush for 7 yards to the SBEC40, **1ST DOWN BBHS**
(WALKER,Jonathan;SMITH,Tommy).

B 1-10 S40 MACK,Jonathatn rush for 1 yard to the SBEC39 (BULLOCK,Pete).

B 2-9 S39 JONES,Alex rush for 14 yards to the SBEC25, **1ST DOWN BBHS**
(KIZER,Brandon;SNEED,Blair).

B 1-10 S25 JONES,Alex rush for no gain to the SBEC25 (BRUMFIELD,Noah;BRAND,Tyler).

B 2-10 S25 *PENALTY BBHS holding 10 yards to the SBEC35.*

B 2-20 S35 DUGGER,Rickey pass complete to HAMPTON,Robert for 9 yards to the SBEC26
(WALKER,Jonathan).

B 3-11 S26 DUGGER,Rickey rush for 26 yards to the SBEC0, **1ST DOWN BBHS**,
TOUCHDOWN, clock 07:17.

SALVADO,Gonzalo kick attempt good.

=====

SOUTHERN BAPTIST ED. 6, BISHOP BYRNE HIGH 7

=====

----- 9 plays, 65 yards, TOP 04:43 -----

SALVADO,Gonzalo kickoff 54 yards to the SBEC6, SNEED,Blair return 15
yards to the SBEC21 (JONES,Alex;WHITLOW,Jamal).

S 1-10 S21 SOUTHERN BAPTIST ED. drive start at 07:07 (3rd).

S 1-10 S21 WALKER,Jonathan rush for 2 yards to the SBEC23 (YATES,Martin;ADKINS,Chris).

S 2-8 S23 SNEED,Blair rush for 17 yards to the SBEC40, **1ST DOWN SBEC**
(RICHMOND,Aben), *PENALTY BBHS face mask 15 yards to the BBHS45, 1ST*
DOWN SBEC.

S 1-10 B45 1st and 10.

S 1-10 B45 SMITH,Tommy rush for loss of 2 yards to the BBHS47
(HAMPTON,Robert;YATES,Martin).

S 2-12 B47 SMITH,Tommy pass complete to WALKER,Jonathan for loss of 3 yards to the 50
yardline (JONES,Alex).

S 3-15 S50 SMITH,Tommy pass complete to MAHONY,Devin for 50 yards to the BBHS0, **1ST**
DOWN SBEC, TOUCHDOWN, clock 04:53.

S 1-G B02 Timeout Southern Baptist Ed., clock 04:53.
SMITH,Tommy pass attempt failed.

=====

SOUTHERN BAPTIST ED. 12, BISHOP BYRNE HIGH 7

=====

----- 5 plays, 79 yards, TOP 02:14 -----

LONG,Brandon kickoff 48 yards to the BBHS12, HAMPTON,Charles return 19 yards
to the BBHS31 (NEELY,Joseph;COOKSEY,Ryan).

B 1-10 B31 BISHOP BYRNE HIGH drive start at 04:27 (3rd).

B 1-10 B31 JONES,Alex rush for 6 yards to the BBHS37 (DAVIS,Ty;SMITH,Tommy).

B 2-4 B37 *PENALTY BBHS false start 5 yards to the BBHS32.*

B 2-9 B32 DUGGER,Rickey pass complete to HAMPTON,Charles for 18 yards to the 50
yardline, **1ST DOWN BBHS** (MAHONY,Devin).

B 1-10 B50 MACK,Jonathatn rush for 3 yards to the SBEC47 (COOKSEY,Ryan).

B 2-7 S47 DUGGER,Rickey rush for 47 yards to the SBEC0, **1ST DOWN BBHS**,
TOUCHDOWN, clock 02:19.
B 1-G S02 Timeout Bishop Byrne High, clock 02:19.
MACK,Jonathatn rush attempt good.

=====

SOUTHERN BAPTIST ED. 12, BISHOP BYRNE HIGH 15

=====

----- 4 plays, 69 yards, TOP 02:08 -----

SALVADO,Gonzalo kickoff 52 yards to the SBEC8, SNEED,Blair return 19
yards to the SBEC27 (JONES,Alex).

S 1-10 S27 SOUTHERN BAPTIST ED. drive start at 02:11 (3rd).
S 1-10 S27 SMITH,Tommy sacked for loss of 9 yards to the SBEC18 (YATES,Michael).
S 2-19 S18 SMITH,Tommy pass incomplete to MAHONY,Devin.
S 3-19 S18 SMITH,Tommy pass intercepted by HAMPTON,Robert at the SBEC13, HAMPTON,Robert
return 13 yards to the SBEC0, TOUCHDOWN, clock 01:11.

----- 3 plays, minus 9 yards, TOP 01:00 -----

SALVADO,Gonzalo kick attempt good.

=====

SOUTHERN BAPTIST ED. 12, BISHOP BYRNE HIGH 22

=====

SALVADO,Gonzalo kickoff 40 yards to the SBEC20, GRIFFIN,Barak return 9
yards to the SBEC29 (GUERRERO,Jose;WHITLOW,Jamal).

S 1-10 S29 SOUTHERN BAPTIST ED. drive start at 01:07 (3rd).
S 1-10 S29 SNEED,Blair rush for 1 yard to the SBEC30 (HAMPTON,Robert;YATES,Michael).
S 2-9 S30 SMITH,Tommy pass complete to SNEED,Blair for 43 yards to the BBHS27, **1ST
DOWN SBEC** (DUGGER,Rickey).

=====END OF 3rd QUARTER=====

SOUTHERN BAPTIST ED. 12, BISHOP BYRNE HIGH 22

=====

Play-by-Play Summary (4th quarter)

S 1-10 B27 Start of 4th quarter, clock 12:00.
S 1-10 B27 SNEED,Blair rush for 2 yards to the BBHS25 (HAMPTON,Robert;MACK,Jonathatn).
S 2-8 B25 SMITH,Tommy pass incomplete to SNEED,Blair.
S 3-8 B25 SNEED,Blair rush for 10 yards to the BBHS15, **1ST DOWN SBEC**
(MACK,Jonathatn;HAMPTON,Charles).
S 1-10 B15 *PENALTY SBEC delay of game 5 yards to the BBHS20.*
S 1-15 B20 SMITH,Tommy rush for 4 yards to the BBHS16 (McNEIL,Antoine).
S 2-11 B16 SBEC rush to the BBHS24, fumble by SBEC recovered by BBHS DUGGER,Rickey at
BBHS24.

----- 7 plays, 47 yards, TOP 03:11 -----

B 1-10 B24 BISHOP BYRNE HIGH drive start at 09:56 (4th).
B 1-10 B24 JONES,Alex rush for 4 yards to the BBHS28 (BULLOCK,Pete).
B 2-6 B28 JONES,Alex rush for 4 yards to the BBHS32 (SMITH,Tommy).
B 3-2 B32 DUGGER,Rickey rush for 11 yards to the BBHS43, **1ST DOWN BBHS** (MAHONY,Devin).
B 1-10 B43 JONES,Alex rush for 2 yards to the BBHS45 (COOKSEY,Ryan;DAVIS,Ty).
B 2-8 B45 JONES,Alex rush for 4 yards to the BBHS49 (GRIFFIN,Barak;HUTSON,Dustin).
B 3-4 B49 DUGGER,Rickey pass complete to HAMPTON,Charles for 51 yards to the
SBEC0, **1ST DOWN BBHS**, TOUCHDOWN, clock 06:49.
B 1-G S02 *PENALTY BBHS illegal participation 5 yards to the SBEC7.*
SALVADO,Gonzalo kick attempt failed.

=====

SOUTHERN BAPTIST ED. 12, BISHOP BYRNE HIGH 28

=====

----- 6 plays, 76 yards, TOP 03:07 -----

SALVADO,Gonzalo kickoff 60 yards to the SBEC0, touchback.
S 1-10 S20 SOUTHERN BAPTIST ED. drive start at 06:49 (4th).
S 1-10 S20 SMITH,Tommy rush for 8 yards to the SBEC28 (HAMPTON,Robert;JONES,Alex).
S 2-2 S28 SMITH,Tommy pass incomplete to SNEED,Blair.
S 3-2 S28 BULLOCK,Pete rush for 14 yards to the SBEC42, **1ST DOWN SBEC** (DUGGER,Rickey).
S 1-10 S42 *PENALTY SBEC clipping 17 yards to the SBEC25.*
S 1-27 S25 SNEED,Blair rush for 5 yards to the SBEC30 (MACK,Jonathatn;McNEIL,Antoine).
S 2-22 S30 SMITH,Tommy pass intercepted by HAMPTON,Charles at the BBHS44,
HAMPTON,Charles return 18 yards to the SBEC38, *PENALTY BBHS holding 10*
yards to the SBEC48, 1st and 10, BBHS ball on SBEC48.

----- 5 plays, 10 yards, TOP 02:33 -----

B 1-10 S48 BISHOP BYRNE HIGH drive start at 04:16 (4th).
B 1-10 S48 JONES,Alex rush for loss of 5 yards to the BBHS47
(STEVENSON,Joey;WALKER,Jonathan).
B 2-15 B47 JONES,Alex rush for 5 yards to the SBEC48 (BRUMFIELD,Noah).
B 3-10 S48 DUGGER,Rickey rush for 17 yards to the SBEC31, **1ST DOWN BBHS**
(MAYNARD,Hunter), *PENALTY SBEC personal foul 15 yards to the SBEC16,*
1ST DOWN BBHS.
B 1-10 S16 1st and 10.
B 1-10 S16 Timeout Bishop Byrne High, clock 02:52.
B 1-10 S16 JONES,Alex rush for loss of 2 yards to the SBEC18 (BROADWAY,Cayce),
PENALTY SBEC personal foul 11 yards to the SBEC7.
B 1-1 S07 1st and 1.
B 1-1 S07 JONES,Alex rush for 7 yards to the SBEC0, **1ST DOWN BBHS**,
TOUCHDOWN, clock 02:29.
SALVADO,Gonzalo kick attempt good.

=====

SOUTHERN BAPTIST ED. 12, BISHOP BYRNE HIGH 35

=====

----- 5 plays, 48 yards, TOP 01:47 -----

SALVADO,Gonzalo kickoff 60 yards to the SBEC0, touchback.
S 1-10 S20 SOUTHERN BAPTIST ED. drive start at 02:29 (4th).
S 1-10 S20 WALKER,Jonathan rush for 3 yards to the SBEC23 (McNEIL,Antoine).
S 2-7 S23 WALKER,Jonathan rush for 10 yards to the SBEC33, **1ST DOWN SBEC**
(HAMPTON,Charles).
S 1-10 S33 Timeout Bishop Byrne High, clock 01:36.
S 1-10 S33 MAYNARD,Hunter pass incomplete to STEVENSON,Joey (HAMPTON,Charles).
S 2-10 S33 MAYNARD,Hunter pass complete to WALKER,Jonathan for loss of 6 yards to the
SBEC27 (JONES,Alex).
S 3-16 S27 MAYNARD,Hunter sacked for loss of 4 yards to the SBEC23 (YATES,Michael),
fumble by MAYNARD,Hunter recovered by BBHS ADKINS,Chris at SBEC23.
----- 5 plays, 3 yards, TOP 01:49 -----

B 1-10 S23 BISHOP BYRNE HIGH drive start at 00:40 (4th).
B 1-10 S23 *PENALTY SBEC illegal participation 5 yards to the SBEC18.*
B 1-5 S18 BBHS rush for loss of 2 yards to the SBEC20.
B 2-7 S20 BBHS rush for loss of 1 yard to the SBEC21.
B 3-8 S21 End of 2nd half, clock 00:00.
----- 2 plays, 2 yards, TOP 00:40 -----

=====FINAL SCORE=====

SOUTHERN BAPTIST ED.	12,	BISHOP BYRNE HIGH	35
----------------------	-----	-------------------	----

=====

Play Breakdown Summary

Play Breakdown Summary (Final)
2001 Clinic Bowl-TSSAA DII Football Cham
Southern Baptist Ed. vs Bishop Byrne High (Nov 17, 2001 at Nashville, TN)

Southern Baptist Ed.				Bishop Byrne High			
Down	RUN	PASS	Total	Down	RUN	PASS	Total
OVERALL.....	36	24	60	OVERALL.....	35	16	51
1ST DOWN.....	17	5	22	1ST DOWN.....	18	4	22
2ND DOWN-SHORT...	2	1	3	2ND DOWN-SHORT...	1	1	2
2ND DOWN-MIDDLE..	1	0	1	2ND DOWN-MIDDLE..	2	1	3
2ND DOWN-LONG....	8	10	18	2ND DOWN-LONG....	9	4	13
3RD DOWN-SHORT...	4	0	4	3RD DOWN-SHORT...	1	0	1
3RD DOWN-MIDDLE..	0	0	0	3RD DOWN-MIDDLE..	0	1	1
3RD DOWN-LONG....	3	7	10	3RD DOWN-LONG....	4	3	7
4TH DOWN.....	1	1	2	4TH DOWN.....	0	2	2
Southern Baptist Ed.				Bishop Byrne High			
Formation	RUN	PASS	Total	Formation	RUN	PASS	Total
.....	36	24	60	35	16	51

Play Breakdown

Play Breakdown (Final)
2001 Clinic Bowl-TSSAA DII Football Cham
Southern Baptist Ed. vs Bishop Byrne High (Nov 17, 2001 at Nashville, TN)

Southern Baptist Ed. (Sorted by Play type)

1ST DOWN RUN (17 RUN, 5 PASS)	1ST DOWN PASS
1-10 S21 #20 2 []	1-10 B38 #20 - []
1-10 S20 #20 3 []	1-10 S33 #23 - []
1-10 S34 #20 2 []	1-15 S42 #81 - []
1-10 B32 #20 0 []	1-10 S23 # SACK []
1-10 B21 #20 6 []	1-10 S27 # SACK []
1-10 S20 #20 9 []	
1-10 B10 #20 7 []	
1-27 S25 #5 5 []	
1-10 B27 #5 2 []	
1-10 S29 #5 1 []	
1-10 B49 #5 2 []	
1-15 S49 #5 5 []	
1-10 S50 #5 3 []	
1-10 S20 #8 8 []	
1-10 S27 #8 -5 []	
1-15 B20 #8 4 []	
1-10 B45 #8 -2 []	
2ND-SHORT RUN (2 RUN, 1 PASS)	2ND-SHORT PASS
2-3 B03 #20 2 []	2-2 S28 #5 - []
2-1 S29 #8 5 []	
2ND-MIDDLE RUN (1 RUN, 0 PASS)	2ND-MIDDLE PASS
2-4 B15 #20 3 []	
2ND-LONG RUN (8 RUN, 10 PASS)	2ND-LONG PASS
2-15 S22 #20 -6 []	2-22 S30 # INT []
2-8 S36 #20 6 []	2-19 S18 #12 - []
2-7 S23 #20 10 []	2-10 B32 #12 - []
2-13 S48 #5 -3 []	2-12 B47 #20 -3 []
2-12 S21 #5 29 []	2-10 B46 #20 3 []

2-8 S23 #5 17 []
2-15 S42 #8 2 []
2-11 B16 #TM -8 []

3RD-SHORT RUN (4 RUN, 0 PASS)
3-2 S42 #20 5 []
3-2 S28 #44 14 []
3-1 B12 #8 2 []
3-1 B01 #8 1 []

3RD-MIDDLE RUN (0 RUN, 0 PASS)

3RD-LONG RUN (3 RUN, 7 PASS)
3-7 B47 #44 3 []
3-8 B25 #5 10 []
3-10 B32 #8 11 []

4TH DOWN RUN (1 RUN, 1 PASS)
4-1 B40 #20 2 []

2-10 S33 #20 -6 []
2-8 B25 #5 - []
2-9 S30 #5 43 []
2-10 B38 #5 - []
2-12 S48 #8 5 []

3RD-SHORT PASS

3RD-MIDDLE PASS

3RD-LONG PASS
3-15 S50 #12 50 []
3-13 S44 #12 - []
3-7 B43 #20 11 []
3-10 B38 # INT []
3-19 S18 # INT []
3-16 S45 #5 15 []
3-16 S27 # - []

4TH DOWN PASS
4-4 B44 #5 - []

Play Breakdown

Play Breakdown (Final)
2001 Clinic Bowl-TSSAA DII Football Cham
Southern Baptist Ed. vs Bishop Byrne High (Nov 17, 2001 at Nashville, TN)

Bishop Byrne High (Sorted by Play type)

1ST DOWN RUN (18 RUN, 4 PASS)
1-10 S40 #12 3 []
1-10 B35 #12 4 []
1-10 B35 #32 5 []
1-10 B43 #32 2 []
1-10 B24 #32 4 []
1-10 B31 #32 6 []
1-10 S16 #32 2 []
1-10 B12 #32 2 []
1-10 S16 #32 -2 []
1-1 S07 #32 7 []
1-10 S25 #32 0 []
1-10 B14 #32 8 []
1-10 B37 #32 -2 []
1-10 S48 #32 -5 []
1-10 B50 #40 3 []
1-10 B46 #40 7 []
1-10 S40 #40 1 []
1-5 S18 #TM -2 []

2ND-SHORT RUN (1 RUN, 1 PASS)
2-3 S47 #32 7 []

2ND-MIDDLE RUN (2 RUN, 1 PASS)
2-6 B28 #32 4 []
2-5 B40 #32 6 []

2ND-LONG RUN (9 RUN, 4 PASS)
2-10 S10 #12 5 []
2-7 S47 #12 47 []

1ST DOWN PASS
1-10 B46 #11 14 []
1-10 S23 # SACK []
1-10 B44 # SACK []
1-10 S10 # - []

2ND-SHORT PASS
2-2 B22 #11 15 []

2ND-MIDDLE PASS
2-6 B39 #11 - []

2ND-LONG PASS
2-9 B32 #11 18 []
2-20 S35 #30 9 []

2-8 B45 #32 4 []
2-9 S39 #32 14 []
2-8 B14 #32 5 []
2-13 B41 #32 8 []
2-15 B47 #32 5 []
2-12 B35 #40 2 []
2-7 S20 #TM -1 []

3RD-SHORT RUN (1 RUN, 0 PASS)
3-2 B32 #12 11 []

3RD-MIDDLE RUN (0 RUN, 1 PASS)

3RD-LONG RUN (4 RUN, 3 PASS)
3-21 S34 #11 1 []
3-10 S48 #12 17 []
3-11 S26 #12 26 []
3-10 B44 #32 3 []

4TH DOWN RUN (0 RUN, 2 PASS)

2-16 S29 #30 - []
2-18 S24 #40 - []

3RD-SHORT PASS

3RD-MIDDLE PASS

3-4 B49 #11 51 []

3RD-LONG PASS

3-18 S24 # INT []
3-6 B39 #30 - []
3-10 B37 #30 6 []

4TH DOWN PASS

4-20 S33 #24 23 []
4-7 B47 #24 -1 []

November 5 - November 20, 1999 .



Notes:

Notes:

1986 Class A Football Playoffs
November 7 - December 6, 1986



First Round		Second Round		Quarterfinals		Semifinals		Championship	
Cloudland (6-4)	6	Knoxville Catholic	7	Knoxville Catholic	6	Westmoreland	7	South Pittsburg	20
Fri. Nov. 7 7:30 PM									
Knoxville Catholic (8-2)	21	Fri. Nov. 14 7:30 PM		Fri. Nov. 21 7:30 PM		Fri. Nov. 28 7:30 PM			
Greenback (8-2)	13	Greenback	6	Westmoreland	28	South Pittsburg	21	Spring Hill	21
Fri. Nov. 7 7:30 PM									
Lookout Valley (7-3)	10	Fri. Nov. 14 7:30 PM		Fri. Nov. 21 7:30 PM		Fri. Nov. 28 7:30 PM			
Celina (8-2)	6	Westmoreland	15	Westmoreland	13	Collinwood	15	Spring Hill	21
Fri. Nov. 7 7:30 PM									
Westmoreland (7-3)	14	Fri. Nov. 14 7:30 PM		Fri. Nov. 21 7:30 PM		Fri. Nov. 28 7:30 PM			
Nashville Christian (10-0)	7	Nashville Christian	6	South Pittsburg	27	Collinwood	15	Spring Hill	21
Fri. Nov. 7 7:30 PM									
Harpeth (5-5)	0	Fri. Nov. 14 7:30 PM		Fri. Nov. 21 7:30 PM		Fri. Nov. 28 7:30 PM			
Oneida (8-2)	42	Oneida	6	South Pittsburg	27	Collinwood	15	Spring Hill	21
Fri. Nov. 7 7:30 PM									
TSD (5-4)	0	Fri. Nov. 14 7:30 PM		Fri. Nov. 21 7:30 PM		Fri. Nov. 28 7:30 PM			
South Pittsburg (6-3)	37	South Pittsburg	20	Gordonsville	13	Collinwood	15	Spring Hill	21
Fri. Nov. 7 7:30 PM									
Midway (4-6)	6	Fri. Nov. 14 7:30 PM		Fri. Nov. 21 7:30 PM		Fri. Nov. 28 7:30 PM			
Gordonsville (10-0)	32	Gordonsville	7	Gordonsville	13	Collinwood	15	Spring Hill	21
Fri. Nov. 7 7:30 PM									
Monterey (8-2)	0	Fri. Nov. 14 7:30 PM		Fri. Nov. 21 7:30 PM		Fri. Nov. 28 7:30 PM			
McEwen (9-1)	11	FRA	0	Collinwood	27	Collinwood	15	Spring Hill	21
Fri. Nov. 7 7:30 PM									
FRA (7-2)	14	Fri. Nov. 14 7:30 PM		Fri. Nov. 21 7:30 PM		Fri. Nov. 28 7:30 PM			
Forrest (7-3)	7	Collinwood	28	Collinwood	27	Collinwood	15	Spring Hill	21
Fri. Nov. 7 7:30 PM									
Collinwood (6-4)	21	Fri. Nov. 14 7:30 PM		Fri. Nov. 21 7:30 PM		Fri. Nov. 28 7:30 PM			
McKenzie (8-2)	12	McKenzie	14	Dresden	0	Spring Hill	35	Spring Hill	21
Fri. Nov. 7 7:30 PM									
Halls (6-4)	6	Fri. Nov. 14 7:30 PM		Fri. Nov. 21 7:30 PM		Fri. Nov. 28 7:30 PM			
Dresden (7-3)	8	Dresden	26	Dresden	0	Spring Hill	35	Spring Hill	21
Fri. Nov. 7 7:30 PM									
Jackson Old Hickory (6-4)	0	Fri. Nov. 14 7:30 PM		Fri. Nov. 21 7:30 PM		Fri. Nov. 28 7:30 PM			
Bolton (4-6)	10	Bolton	0	Spring Hill	35	Spring Hill	39	Spring Hill	21
Fri. Nov. 7 7:30 PM									
Memphis Prep (7-3)	7	Fri. Nov. 14 7:30 PM		Fri. Nov. 21 7:30 PM		Fri. Nov. 28 7:30 PM			
Spring Hill (9-1)	35	Spring Hill	26	Spring Hill	35	Spring Hill	39	Spring Hill	21
Fri. Nov. 7 7:30 PM									
Richland (6-4)	0	Fri. Nov. 14 7:30 PM		Fri. Nov. 21 7:30 PM		Fri. Nov. 28 7:30 PM			
Hollow Rock-Bruceton (5-5)	13	Hollow Rock-Bruceton	20	Memphis Sky View	6	Spring Hill	39	Spring Hill	21
Fri. Nov. 7 7:30 PM									
Lake Co. (6-4)	6	Fri. Nov. 14 7:30 PM		Fri. Nov. 21 7:30 PM		Fri. Nov. 28 7:30 PM			
Greenfield (8-2)	34	Greenfield	6	Memphis Sky View	6	Spring Hill	39	Spring Hill	21
Fri. Nov. 7 7:30 PM									
Denmark West (3-7)	2	Fri. Nov. 14 7:30 PM		Fri. Nov. 21 7:30 PM		Fri. Nov. 28 7:30 PM			
SBEC (7-3)	7	Memphis Sky View	21	Memphis Sky View	6	Spring Hill	39	Spring Hill	21
Fri. Nov. 7 7:30 PM									
Memphis Sky View (7-3)	17	Fri. Nov. 14 7:30 PM		Fri. Nov. 21 7:30 PM		Fri. Nov. 28 7:30 PM			

Notes: