Pickett Co. High School
Boys' Basketball
Byrdstown, TN

POSTSEASON HISTORY REPORT

GENERATED APRIL 19, 2024

Summary

Championship Record: 11-9
Appearances (11): 2021, 2005, 2002, 2001, 2000, 1996, 1995, 1993, 1992, 1991, 1990
Finals Appearances/Runners-up (3): 1990, 1993, 1995
Championships (2): 1995, 1990

Finals Appearances

Year	Class	Award	Detail
1990	Class A	Team Champions	(28-8)
1993	Class A	Team Runner-Up	(32-5)
1995	Class A	Team Champions	(35-3)

Awards

Year	Award	Name	Class
1990	Mr. Basketball	Eric Mitchell	Class A
1990	Most Valuable Player	Eric Mitchell	Class A
1991	Mr. Basketball	Eugene Parris	Class A
1995	Mr. Basketball	Joseph Amonett	Class A
1995	Most Valuable Player	Joseph Amonett	Class A

2021 Class A State Boys' Basketball Tournament

March 17 - March 20, 2021 · MTSU - Murphy Center

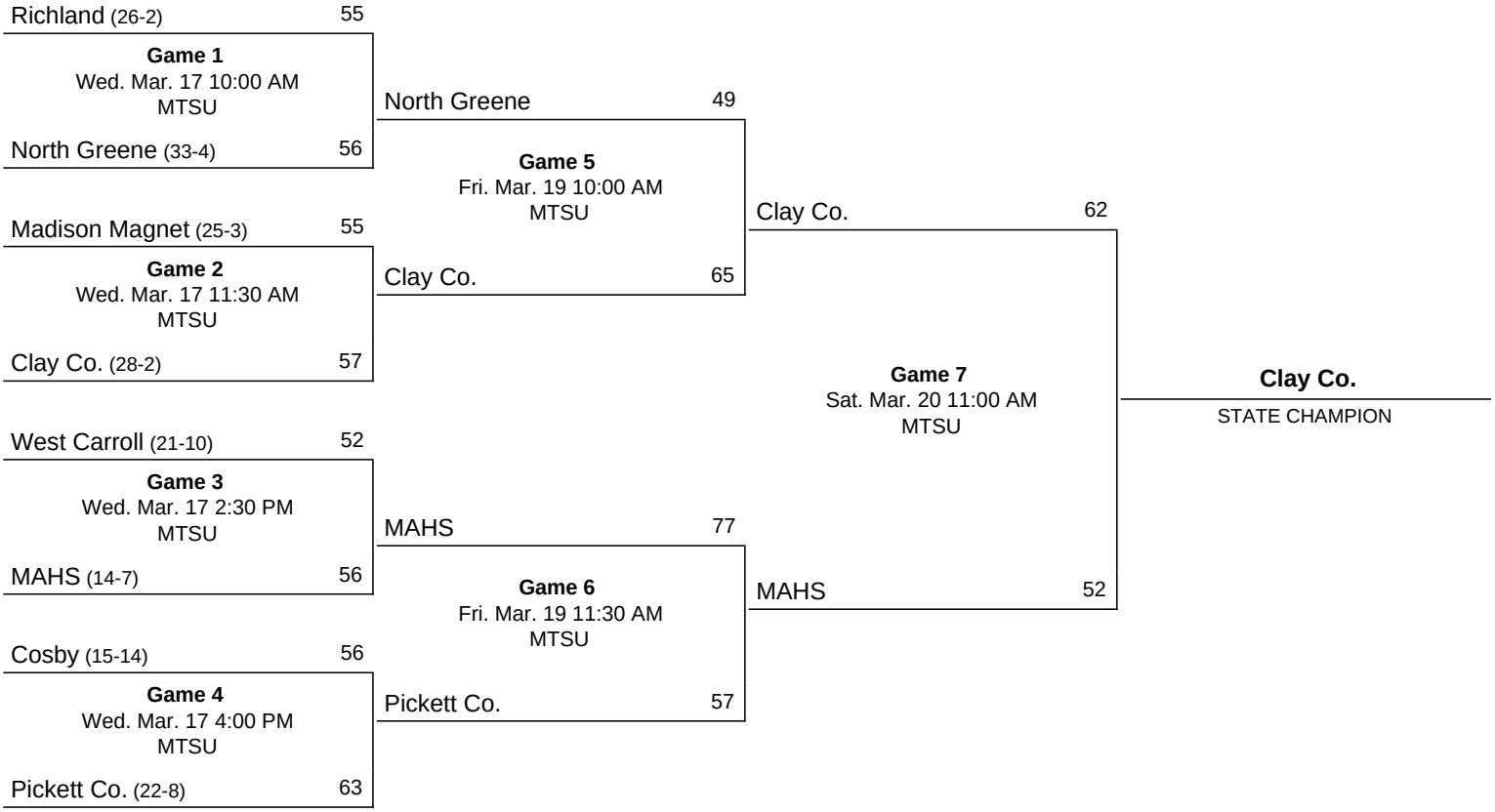

Official Basketball Box Score -- Game Totals -- Final Statistics
Pickett Co. vs Cosby
3/17/21 4:00 PM at Murfreesboro, TN (Murphy Center)

Pickett Co. 63 • 22-8

			Total	3-Ptr		Rebounds									
##	Player		FG-FGA	FG-FGA	FT-FTA	Off	Def	Tot	PF	TP	A	TO	Blk	Stl	Min
01	Copeland, Slayde	*	3-4	0-0	0-0	2	6	8	2	6	1	1	1	0	30
03	Amonett, Will	*	6-7	4-4	0-1	0	3	3	2	16	2	1	0	1	32
14	Reagan, John Parker		0-0	0-0	0-0	0	0	0	0	0	0	0	0	0	0+
15	Amonett, Zach	*	8-26	3-7	8-9	5	2	7	1	27	1	3	1	1	32
23	Lowhorn, Caleb	*	2-4	0-0	2-2	7	1	8	1	6	2	0	0	0	32
34	Wattenbarger, Hunter	*	2-9	0-1	4-8	0	7	7	3	8	2	0	2	1	32
35	Wattenbarger, Heath		0-1	0-0	0-0	1	0	1	0	0	1	0	0	0	2
	Team					1	1	2							
	Totals		21-51	7-12	14-20	16	20	36	9	63	9	5	4	3	160

	1st		2nd		3rd		4th		Game		Deadball Rebounds
FG %:	4-15	26.7%	7-16	43.8%	5-13	38.5%	5-7	71.4%	21-51	41.2%	2,1
3FG %:	1-2	50.0%	0-2	0.0%	4-4	100.0%	2-4	50.0%	7-12	58.3%	
FT %:	1-2	50.0%	8-8	100.0%	1-4	25.0%	4-6	66.7%	14-20	70.0%	

Cosby 56 • 15-14

			Total	3-Ptr		Rebounds									
##	Player		FG-FGA	FG-FGA	FT-FTA	Off	Def	Tot	PF	TP	A	TO	Blk	Stl	Min
00	Odell, Shaydan		3-5	0-0	0-0	0	2	2	2	6	0	1	0	0	6
01	Shropshire, Slate		1-2	0-0	1-2	0	1	1	1	3	0	1	0	0	7
03	Johnson, Lucas	*	6-20	0-7	2-2	0	5	5	2	14	3	0	1	0	32
05	Workman, Kenneth	*	1-3	0-1	0-0	1	2	3	3	2	0	2	0	0	18
13	Coggins, Paxton	*	0-2	0-2	0-0	0	0	0	1	0	0	0	0	0	23
21	Cline, Logan		0-0	0-0	0-0	0	0	0	0	0	0	0	0	0	1
24	Green, Hayden	*	6-8	3-3	0-1	0	4	4	3	15	2	2	0	2	32
30	Askew, Corey		1-4	1-2	0-0	1	0	1	4	3	0	1	0	0	17
33	Galler, Riley	*	6-8	0-0	1-1	5	4	9	3	13	1	0	1	0	24
	Team					2	0	2							
	Totals		24-52	4-15	4-6	9	18	27	19	56	6	7	2	2	160

	1st		2nd		3rd		4th		Game		Deadball Rebounds
FG %:	5-13	38.5%	7-14	50.0%	7-12	58.3%	5-13	38.5%	24-52	46.2%	0
3FG %:	1-5	20.0%	1-4	25.0%	1-2	50.0%	1-4	25.0%	4-15	26.7%	
FT %:	0-0	0.0%	3-5	60.0%	0-0	0.0%	1-1	100.0%	4-6	66.7%	

Officials:
Technical fouls: Pickett Co.-None. Cosby-None.
Attendance:

Score by periods	1st	2nd	3rd	4th	Total
Pickett Co.	10	22	15	16	63
Cosby	11	18	15	12	56

Points	In Paint	Off T/O	2nd Chance	Fast Break	Bench
PICKETT	26	13	14	6	0
COSBY	28	8	8	9	12

Last FG - PICKETT 4th-00:26, COSBY 4th-00:10.
Largest lead - PICKETT by 10 4th-00:26, COSBY by 8 1st-03:30.
PICKETT led for 21:13. COSBY led for 07:24. Game was tied for 03:07.

Score tied - 7 times.
Lead changed - 9 times.

Pickett Co. vs Cosby
3/17/21 4:00 PM at Murfreesboro, TN (Murphy Center)
1st PERIOD Play-by-Play (Page 1)

HOME TEAM: Cosby	Time	Score	Margin	VISITORS: Pickett Co.
REBOUND (DEF) by Johnson, Lucas	07:38			MISSED LAYUP by Wattenbarger, Hunter
MISSED JUMPER by Johnson, Lucas	07:32			REBOUND (DEF) by Wattenbarger, Hunter
FOUL by Galler, Riley (P1T1)	07:31			
	07:20			MISSED JUMPER by Amonett, Zach
	07:20			REBOUND (OFF) by Amonett, Zach
REBOUND (DEF) by Galler, Riley	07:14			MISSED JUMPER by Amonett, Zach
MISSED JUMPER by Johnson, Lucas	06:58			REBOUND (DEF) by Wattenbarger, Hunter
REBOUND (DEF) by Johnson, Lucas	06:51			MISSED JUMPER by Amonett, Zach
MISSED 3 PTR by Johnson, Lucas	06:44			
REBOUND (OFF) by Galler, Riley	06:44			
MISSED 3 PTR by Workman, Kenneth	06:08			REBOUND (DEF) by Copeland, Slayde
REBOUND (DEF) by Johnson, Lucas	05:51			MISSED JUMPER by Wattenbarger, Hunter
MISSED 3 PTR by Johnson, Lucas	05:30			
REBOUND (OFF) by Galler, Riley	05:30			
GOOD! JUMPER by Galler, Riley [PNT]	05:26	2-0	H 2	
REBOUND (DEF) by Workman, Kenneth	05:00			MISSED JUMPER by Amonett, Zach
GOOD! LAYUP by Galler, Riley [PNT]	04:44	4-0	H 4	
ASSIST by Johnson, Lucas	04:44			
	04:28			TURNOVR by Amonett, Will
SUB IN : Askew, Corey	04:28			
SUB OUT: Workman, Kenneth	04:28			
	04:26			TIMEOUT 30sec
MISSED JUMPER by Galler, Riley	04:00			
REBOUND (OFF) by Galler, Riley	04:00			
GOOD! LAYUP by Galler, Riley [PNT]	03:58	6-0	H 6	
REBOUND (DEF) by Galler, Riley	03:45			MISSED JUMPER by Wattenbarger, Hunter
GOOD! LAYUP by Johnson, Lucas [PNT]	03:30	8-0	H 8	
	02:58	8-2	H 6	GOOD! LAYUP by Amonett, Will [PNT]
TURNOVR by Askew, Corey	02:24			
	02:22			STEAL by Amonett, Zach
	02:20	8-4	H 4	GOOD! JUMPER by Amonett, Zach [FB/PNT]
MISSED 3 PTR by Askew, Corey	02:06			REBOUND (DEF) by Amonett, Will
	01:58			MISSED 3 PTR by Wattenbarger, Hunter
	01:58			REBOUND (OFF) by (TEAM)
SUB IN : Workman, Kenneth	01:54			SUB IN : Wattenbarger, Heath
SUB OUT: Galler, Riley	01:54			SUB OUT: Copeland, Slayde
FOUL by Coggins, Paxton (P1T2)	01:46			MISSED FT SHOT by Wattenbarger, Hunter
	01:46			REBOUND (OFF) by (DEADBALL)
	01:46	8-5	H 3	GOOD! FT SHOT by Wattenbarger, Hunter
MISSED JUMPER by Workman, Kenneth	01:32			REBOUND (DEF) by Lowhorn, Caleb
FOUL by Workman, Kenneth (P1T3)	01:23			
	01:11			MISSED JUMPER by Amonett, Zach
	01:11			REBOUND (OFF) by Wattenbarger, Heath
	01:08			MISSED JUMPER by Wattenbarger, Heath
	01:08			REBOUND (OFF) by Amonett, Zach
	01:06	8-7	H 1	GOOD! LAYUP by Amonett, Zach [PNT]
TURNOVR by Green, Hayden	00:59			
SUB IN : Galler, Riley	00:59			
SUB OUT: Coggins, Paxton	00:59			
	00:53	8-10	V 2	GOOD! 3 PTR by Amonett, Zach
	00:53			ASSIST by Amonett, Will
GOOD! 3 PTR by Green, Hayden	00:20	11-10	H 1	
ASSIST by Johnson, Lucas	00:20			
	00:04			MISSED JUMPER by Amonett, Zach
	00:04			REBOUND (OFF) by Lowhorn, Caleb

Pickett Co. vs Cosby
3/17/21 4:00 PM at Murfreesboro, TN (Murphy Center)
1st PERIOD Play-by-Play (Page 2)

HOME TEAM: Cosby	Time	Score	Margin	VISITORS: Pickett Co.

Cosby 11, Pickett Co. 10

1st period-only	In Paint	Off T/O	2nd Chance	Fast Break	Bench	
Pickett Co.	6	5	3	2	0	Score tied - 0 times.
Cosby	8	2	4	0	0	Lead changed - 2 times.

Pickett Co. vs Cosby
3/17/21 4:00 PM at Murfreesboro, TN (Murphy Center)
2nd PERIOD Play-by-Play (Page 1)

HOME TEAM: Cosby	Time	Score	Margin	VISITORS: Pickett Co.
SUB IN : Askew, Corey	08:00			
SUB IN : Shropshire, Slate	08:00			
SUB OUT: Workman, Kenneth	08:00			
SUB OUT: Coggins, Paxton	08:00			
MISSED JUMPER by Johnson, Lucas	07:48			REBOUND (DEF) by Copeland, Slayde
FOUL by Shropshire, Slate (P1T4)	07:31	11-11	T 1	GOOD! FT SHOT by Wattenbarger, Hunter
	07:31	11-12	V 1	GOOD! FT SHOT by Wattenbarger, Hunter
GOOD! FT SHOT by Johnson, Lucas	07:19	12-12	T 2	FOUL by Wattenbarger, Hunter (P1T1)
GOOD! FT SHOT by Johnson, Lucas	07:19	13-12	H 1	
FOUL by Galler, Riley (P2T5)	07:06			
SUB IN : Coggins, Paxton	07:06			
SUB OUT: Galler, Riley	07:06			
	07:04			MISSED LAYUP by Copeland, Slayde
	07:04			REBOUND (OFF) by Lowhorn, Caleb
	07:02			MISSED LAYUP by Lowhorn, Caleb
	07:02			REBOUND (OFF) by Lowhorn, Caleb
	06:58			MISSED LAYUP by Lowhorn, Caleb
	06:58			REBOUND (OFF) by Lowhorn, Caleb
FOUL by Askew, Corey (P1T6)	06:55	13-13	T 3	GOOD! FT SHOT by Lowhorn, Caleb
	06:55	13-14	V 1	GOOD! FT SHOT by Lowhorn, Caleb
GOOD! JUMPER by Shropshire, Slate	06:43	15-14	H 1	
	06:19			MISSED LAYUP by Amonett, Zach
	06:19			REBOUND (OFF) by Lowhorn, Caleb
	06:17	15-16	V 1	GOOD! LAYUP by Lowhorn, Caleb [PNT]
GOOD! FT SHOT by Shropshire, Slate	05:56	16-16	T 4	FOUL by Lowhorn, Caleb (P1T2)
MISSED FT SHOT by Shropshire, Slate	05:56			
REBOUND (OFF) by Workman, Kenneth	05:56			
SUB IN : Workman, Kenneth	05:56			
SUB OUT: Coggins, Paxton	05:56			
TURNOVR by Workman, Kenneth	05:52			
	05:51			STEAL by Wattenbarger, Hunter
REBOUND (DEF) by Shropshire, Slate	05:48			MISSED LAYUP by Wattenbarger, Hunter
GOOD! JUMPER by Johnson, Lucas	05:38	18-16	H 2	
	05:25			MISSED 3 PTR by Amonett, Zach
	05:25			REBOUND (OFF) by Lowhorn, Caleb
	05:20	18-18	T 5	GOOD! LAYUP by Lowhorn, Caleb [PNT]
GOOD! 3 PTR by Askew, Corey	05:05	21-18	H 3	
ASSIST by Green, Hayden	05:05			
	04:30	21-20	H 1	GOOD! LAYUP by Amonett, Zach [PNT]
MISSED JUMPER by Askew, Corey	04:13			REBOUND (DEF) by Copeland, Slayde
FOUL by Workman, Kenneth (P2T7)	03:55	21-21	T 6	GOOD! FT SHOT by Amonett, Zach
	03:55	21-22	V 1	GOOD! FT SHOT by Amonett, Zach
SUB IN : Odell, Shaydan	03:55			
SUB IN : Coggins, Paxton	03:55			
SUB OUT: Workman, Kenneth	03:55			
SUB OUT: Shropshire, Slate	03:55			
MISSED LAYUP by Odell, Shaydan	03:43			BLOCK by Wattenbarger, Hunter
	03:40			REBOUND (DEF) by Amonett, Zach
	03:37	21-24	V 3	GOOD! LAYUP by Amonett, Zach [FB/PNT]
GOOD! JUMPER by Johnson, Lucas	03:24	23-24	V 1	
	03:17			MISSED LAYUP by Amonett, Zach
	03:17			REBOUND (OFF) by Copeland, Slayde
	03:14	23-26	V 3	GOOD! LAYUP by Copeland, Slayde [PNT]
MISSED 3 PTR by Johnson, Lucas	03:03			REBOUND (DEF) by Copeland, Slayde
	02:52	23-28	V 5	GOOD! LAYUP by Amonett, Zach [PNT]
GOOD! JUMPER by Odell, Shaydan	02:30	25-28	V 3	
REBOUND (DEF) by Green, Hayden	01:54			MISSED 3 PTR by Amonett, Zach
TURNOVR by Green, Hayden	01:47			
	01:38	25-30	V 5	GOOD! LAYUP by Amonett, Will [PNT]
MISSED 3 PTR by Johnson, Lucas	01:22			

Pickett Co. vs Cosby
3/17/21 4:00 PM at Murfreesboro, TN (Murphy Center)
2nd PERIOD Play-by-Play (Page 2)

HOME TEAM: Cosby	Time	Score	Margin	VISITORS: Pickett Co.
	01:22			REBOUND (DEF) by Amonett, Zach
FOUL by Askew, Corey (P2T8)	01:13	25-31	V 6	GOOD! FT SHOT by Amonett, Zach
	01:13	25-32	V 7	GOOD! FT SHOT by Amonett, Zach
SUB IN : Cline, Logan	01:13			
SUB OUT: Askew, Corey	01:13			
GOOD! LAYUP by Odell, Shaydan [PNT]	01:00	27-32	V 5	
REBOUND (DEF) by Green, Hayden	00:36			MISSED JUMPER by Amonett, Zach
GOOD! JUMPER by Green, Hayden [PNT]	00:29	29-32	V 3	
MISSED FT SHOT by Green, Hayden	00:29			FOUL by Amonett, Will (P1T3)
REBOUND (OFF) by (TEAM)	00:29			
SUB IN : Shropshire, Slate	00:29			
SUB OUT: Coggins, Paxton	00:29			
SUB IN : Galler, Riley	00:28			
SUB IN : Coggins, Paxton	00:28			
SUB OUT: Cline, Logan	00:28			
SUB OUT: Shropshire, Slate	00:28			
MISSED JUMPER by Odell, Shaydan	00:26			REBOUND (DEF) by Amonett, Will
	00:03			TURNOVR by Amonett, Zach
STEAL by Green, Hayden	00:02			
	00:01			FOUL by Amonett, Will (P2T4)
MISSED 3 PTR by Coggins, Paxton	00:01			BLOCK by Amonett, Zach
	00:01			REBOUND (DEF) by (DEADBALL)

Pickett Co. 32, Cosby 29

2nd period-only	In Paint	Off T/O	2nd Chance	Fast Break	Bench	
Pickett Co.	14	2	8	2	0	Score tied - 6 times.
Cosby	4	0	0	0	10	Lead changed - 7 times.

Pickett Co. vs Cosby
3/17/21 4:00 PM at Murfreesboro, TN (Murphy Center)
3rd PERIOD Play-by-Play (Page 1)

HOME TEAM: Cosby	Time	Score	Margin	VISITORS: Pickett Co.
REBOUND (DEF) by Galler, Riley	07:47			MISSED JUMPER by Amonett, Will
GOOD! LAYUP by Green, Hayden [FB/PNT]	07:39	31-32	V 1	
REBOUND (DEF) by Green, Hayden	07:24			MISSED JUMPER by Amonett, Zach
TURNOVR by Workman, Kenneth	07:16			
	07:00	31-35	V 4	GOOD! 3 PTR by Amonett, Zach
MISSED LAYUP by Galler, Riley	06:29			
REBOUND (OFF) by Galler, Riley	06:29			
GOOD! LAYUP by Galler, Riley [PNT]	06:27	33-35	V 2	
	06:11	33-38	V 5	GOOD! 3 PTR by Amonett, Will
	06:11			ASSIST by Amonett, Zach
GOOD! LAYUP by Workman, Kenneth [PNT]	05:53	35-38	V 3	
ASSIST by Galler, Riley	05:53			
TIMEOUT 30sec	05:51			
	05:33			MISSED JUMPER by Amonett, Zach
	05:33			REBOUND (OFF) by Amonett, Zach
	05:29			MISSED LAYUP by Amonett, Zach
	05:29			REBOUND (OFF) by Amonett, Zach
BLOCK by Galler, Riley	05:25			MISSED JUMPER by Amonett, Zach
	05:23			REBOUND (OFF) by Copeland, Slayde
FOUL by Green, Hayden (P1T1)	05:19			
REBOUND (DEF) by Odell, Shaydan	04:55			MISSED JUMPER by Wattenbarger, Hunter
MISSED LAYUP by Shropshire, Slate	04:39			
REBOUND (OFF) by (TEAM)	04:39			
GOOD! JUMPER by Green, Hayden	04:33	37-38	V 1	
	04:17	37-40	V 3	GOOD! JUMPER by Wattenbarger, Hunter
GOOD! LAYUP by Odell, Shaydan [PNT]	03:48	39-40	V 1	
ASSIST by Green, Hayden	03:48			
FOUL by Odell, Shaydan (P1T2)	03:32			MISSED FT SHOT by Wattenbarger, Hunter
	03:32			REBOUND (OFF) by (DEADBALL)
REBOUND (DEF) by Odell, Shaydan	03:32			MISSED FT SHOT by Wattenbarger, Hunter
SUB IN : Odell, Shaydan	03:32			
SUB OUT: Workman, Kenneth	03:32			
	03:24			FOUL by Wattenbarger, Hunter (P2T1)
MISSED JUMPER by Green, Hayden	03:01			REBOUND (DEF) by Wattenbarger, Hunter
BLOCK by Johnson, Lucas	02:52			MISSED JUMPER by Amonett, Zach
	02:50			REBOUND (OFF) by Lowhorn, Caleb
	02:48	39-43	V 4	GOOD! 3 PTR by Amonett, Will
	02:48			ASSIST by Lowhorn, Caleb
GOOD! JUMPER by Johnson, Lucas	02:31	41-43	V 2	
	02:14	41-46	V 5	GOOD! 3 PTR by Amonett, Will
	02:14			ASSIST by Lowhorn, Caleb
TURNOVR by Odell, Shaydan	02:02			
	02:01			STEAL by Amonett, Will
	01:56			TURNOVR by Amonett, Zach
SUB IN : Askew, Corey	01:56			
SUB OUT: Coggins, Paxton	01:56			
GOOD! 3 PTR by Green, Hayden	01:41	44-46	V 2	
FOUL by Odell, Shaydan (P2T3)	01:25	44-47	V 3	GOOD! FT SHOT by Wattenbarger, Hunter
REBOUND (DEF) by Workman, Kenneth	01:25			MISSED FT SHOT by Wattenbarger, Hunter
SUB IN : Workman, Kenneth	01:25			
SUB OUT: Odell, Shaydan	01:25			
MISSED 3 PTR by Johnson, Lucas	01:18			
REBOUND (OFF) by Galler, Riley	01:18			
MISSED JUMPER by Johnson, Lucas	01:02			REBOUND (DEF) by Wattenbarger, Hunter
FOUL by Green, Hayden (P2T4)	00:38			
REBOUND (DEF) by Green, Hayden	00:01			MISSED JUMPER by Wattenbarger, Hunter

Pickett Co. vs Cosby
3/17/21 4:00 PM at Murfreesboro, TN (Murphy Center)
3rd PERIOD Play-by-Play (Page 2)

HOME TEAM: Cosby	Time	Score	Margin	VISITORS: Pickett Co.

Pickett Co. 47, Cosby 44

3rd period-only	In Paint	Off T/O	2nd Chance	Fast Break	Bench	
Pickett Co.	0	3	3	0	0	Score tied - 0 times.
Cosby	8	3	4	2	2	Lead changed - 0 times.

Pickett Co. vs Cosby
3/17/21 4:00 PM at Murfreesboro, TN (Murphy Center)
4th PERIOD Play-by-Play (Page 1)

HOME TEAM: Cosby	Time	Score	Margin	VISITORS: Pickett Co.
MISSED JUMPER by Johnson, Lucas	07:45			REBOUND (DEF) by Wattenbarger, Hunter
FOUL by Green, Hayden (P3T5)	07:25			
REBOUND (DEF) by Galler, Riley	06:49			MISSED 3 PTR by Amonett, Zach
MISSED JUMPER by Johnson, Lucas	06:48			REBOUND (DEF) by Copeland, Slayde
	05:53			MISSED 3 PTR by Amonett, Zach
	05:53			REBOUND (OFF) by Amonett, Zach
	05:50			FOUL by Amonett, Zach (P1T2)
	05:50			TURNOVR by Amonett, Zach
	05:34			FOUL by Wattenbarger, Hunter (P3T3)
SUB IN : Askew, Corey	05:34			
SUB OUT: Workman, Kenneth	05:34			
GOOD! LAYUP by Galler, Riley [PNT]	05:19	46-47	V 1	
GOOD! FT SHOT by Galler, Riley	05:19	47-47	T 7	FOUL by Copeland, Slayde (P1T4)
TIMEOUT TEAM	05:19			
	05:07	47-49	V 2	GOOD! LAYUP by Copeland, Slayde [PNT]
	05:07			ASSIST by Wattenbarger, Hunter
	04:46			FOUL by Copeland, Slayde (P2T5)
MISSED LAYUP by Green, Hayden	04:42			REBOUND (DEF) by Wattenbarger, Hunter
FOUL by Askew, Corey (P3T6)	04:40			
SUB IN : Shropshire, Slate	04:40			
SUB OUT: Coggins, Paxton	04:40			
	04:17			TURNOVR by Copeland, Slayde
STEAL by Green, Hayden	04:15			
TURNOVR by Shropshire, Slate	03:59			
	03:30	47-52	V 5	GOOD! 3 PTR by Amonett, Zach
	03:30			ASSIST by Amonett, Will
	03:26			TIMEOUT TEAM
GOOD! LAYUP by Galler, Riley [PNT]	03:08	49-52	V 3	
	02:46	49-55	V 6	GOOD! 3 PTR by Amonett, Will
	02:46			ASSIST by Wattenbarger, Hunter
MISSED 3 PTR by Coggins, Paxton	02:29			
REBOUND (OFF) by Askew, Corey	02:29			
MISSED LAYUP by Askew, Corey	02:25			BLOCK by Copeland, Slayde
	02:24			REBOUND (DEF) by Copeland, Slayde
FOUL by Askew, Corey (P4T7)	01:53			MISSED FT SHOT by Amonett, Will
REBOUND (DEF) by Johnson, Lucas	01:53			
SUB IN : Coggins, Paxton	01:53			
SUB IN : Workman, Kenneth	01:53			
SUB OUT: Askew, Corey	01:53			
SUB OUT: Shropshire, Slate	01:53			
MISSED LAYUP by Johnson, Lucas	01:45			BLOCK by Wattenbarger, Hunter
	01:44			REBOUND (DEF) by Wattenbarger, Hunter
	01:01	49-57	V 8	GOOD! LAYUP by Copeland, Slayde [PNT]
	01:01			ASSIST by Wattenbarger, Heath
MISSED 3 PTR by Johnson, Lucas	00:54			REBOUND (DEF) by Amonett, Will
FOUL by Galler, Riley (P3T8)	00:46			MISSED FT SHOT by Amonett, Zach
REBOUND (DEF) by Johnson, Lucas	00:46			
GOOD! LAYUP by Johnson, Lucas [FB/PNT]	00:40	51-57	V 6	
TIMEOUT 30sec	00:38			
FOUL by Workman, Kenneth (P3T9)	00:37	51-58	V 7	GOOD! FT SHOT by Amonett, Zach
	00:37	51-59	V 8	GOOD! FT SHOT by Amonett, Zach
MISSED 3 PTR by Johnson, Lucas	00:34			REBOUND (DEF) by (TEAM)
	00:26	51-61	V 10	GOOD! LAYUP by Wattenbarger, Hunter [FB
	00:26			ASSIST by Copeland, Slayde
SUB IN : Shropshire, Slate	00:26			SUB IN : Reagan, John Parker
SUB OUT: Coggins, Paxton	00:26			SUB OUT: Lowhorn, Caleb
FOUL by Johnson, Lucas (P1T10)	00:24			
	00:24			SUB IN : Lowhorn, Caleb
	00:24			SUB OUT: Reagan, John Parker
GOOD! LAYUP by Johnson, Lucas [FB/PNT]	00:18	53-61	V 8	

Pickett Co. vs Cosby
3/17/21 4:00 PM at Murfreesboro, TN (Murphy Center)
4th PERIOD Play-by-Play (Page 2)

HOME TEAM: Cosby	Time	Score	Margin	VISITORS: Pickett Co.
TIMEOUT TEAM	00:18			
FOUL by Johnson, Lucas (P2T11)	00:17	53-62	V 9	GOOD! FT SHOT by Amonett, Zach
	00:17	53-63	V 10	GOOD! FT SHOT by Amonett, Zach
GOOD! 3 PTR by Green, Hayden [FB]	00:10	56-63	V 7	
ASSIST by Johnson, Lucas	00:10			

Pickett Co. 63, Cosby 56

4th period-only	In Paint	Off T/O	2nd Chance	Fast Break	Bench	
Pickett Co.	6	3	0	2	0	Score tied - 1 time.
Cosby	8	3	0	7	0	Lead changed - 0 times.

Official Basketball Box Score -- Thru 1st Period
Pickett Co. vs Cosby
3/17/21 4:00 PM at Murfreesboro, TN (Murphy Center)

Pickett Co. 10 • 22-8

##	Player		Total FG-FGA	3-Ptr FG-FGA	FT-FTA	Rebounds Off	Def	Tot	PF	TP	A	TO	Blk	Stl	Min
01	Copeland, Slayde	*	0-0	0-0	0-0	0	1	1	0	0	0	0	0	0	6
03	Amonett, Will	*	1-1	0-0	0-0	0	1	1	0	2	1	1	0	0	8
15	Amonett, Zach	*	3-9	1-1	0-0	2	0	2	0	7	0	0	0	1	8
23	Lowhorn, Caleb	*	0-0	0-0	0-0	1	1	2	0	0	0	0	0	0	8
34	Wattenbarger, Hunter	*	0-4	0-1	1-2	0	2	2	0	1	0	0	0	0	8
35	Wattenbarger, Heath		0-1	0-0	0-0	1	0	1	0	0	0	0	0	0	1
	Team					1	0	1							
	Totals		4-15	1-2	1-2	5	5	10	0	10	1	1	0	1	-

1st - FG %:	4-15	26.7%	Game:	4-15	26.7%
3FG %:	1-2	50.0%		1-2	50.0%
FT %:	1-2	50.0%		1-2	50.0%

Deadball Rebounds
1

Cosby 11 • 15-14

##	Player		Total FG-FGA	3-Ptr FG-FGA	FT-FTA	Rebounds Off	Def	Tot	PF	TP	A	TO	Blk	Stl	Min
03	Johnson, Lucas	*	1-5	0-2	0-0	0	3	3	0	2	2	0	0	0	8
05	Workman, Kenneth	*	0-2	0-1	0-0	0	1	1	1	0	0	0	0	0	5
13	Coggins, Paxton	*	0-0	0-0	0-0	0	0	0	1	0	0	0	0	0	7
24	Green, Hayden	*	1-1	1-1	0-0	0	0	0	0	3	0	1	0	0	8
30	Askew, Corey		0-1	0-1	0-0	0	0	0	0	0	0	1	0	0	4
33	Galler, Riley	*	3-4	0-0	0-0	3	2	5	1	6	0	0	0	0	7
	Team					0	0	0							
	Totals		5-13	1-5	0-0	3	6	9	3	11	2	2	0	0	-

1st - FG %:	5-13	38.5%	Game:	5-13	38.5%
3FG %:	1-5	20.0%		1-5	20.0%
FT %:	0-0	0.0%		0-0	0.0%

Deadball Rebounds
0

Officials:
Technical fouls: Pickett Co.-None. Cosby-None.
Attendance:

Score by periods	1st	2nd	3rd	4th	Total
Pickett Co.	10	0	0	0	10
Cosby	11	0	0	0	11

Points	In Paint	Off T/O	2nd Chance	Fast Break	Bench
PICKETT	6	5	3	2	0
COSBY	8	2	4	0	0

Last FG - PICKETT 1st-00:53, COSBY 1st-00:20.
Largest lead - PICKETT by 2 1st-00:53, COSBY by 8 1st-03:30.
PICKETT led for 00:33. COSBY led for 28:37. Game was tied for -5:-26.

Score tied - 0 times.
Lead changed - 2 times.

Official Basketball Box Score -- Thru 2nd Period
Pickett Co. vs Cosby
3/17/21 4:00 PM at Murfreesboro, TN (Murphy Center)

Pickett Co. 32 • 22-8

##	Player		Total FG-FGA	3-Ptr FG-FGA	FT-FTA	Rebounds Off	Def	Tot	PF	TP	A	TO	Blk	Stl	Min
01	Copeland, Slayde	*	1-2	0-0	0-0	1	4	5	0	2	0	0	0	0	14
03	Amonett, Will	*	2-2	0-0	0-0	0	2	2	2	4	1	1	0	0	16
15	Amonett, Zach	*	6-17	1-3	4-4	2	2	4	0	17	0	1	1	1	16
23	Lowhorn, Caleb	*	2-4	0-0	2-2	6	1	7	1	6	0	0	0	0	16
34	Wattenbarger, Hunter	*	0-5	0-1	3-4	0	2	2	1	3	0	0	1	1	16
35	Wattenbarger, Heath		0-1	0-0	0-0	1	0	1	0	0	0	0	0	0	1
	Team					1	1	2							
	Totals		11-31	1-4	9-10	11	12	23	4	32	1	2	2	2	-

1st - FG %:	4-15	26.7%	2nd: 7-16	43.8%	Game: 11-31	35.5%	Deadball Rebounds
3FG %:	1-2	50.0%	0-2	0.0%	1-4	25.0%	1,1
FT %:	1-2	50.0%	8-8	100.0%	9-10	90.0%	

Cosby 29 • 15-14

##	Player		Total FG-FGA	3-Ptr FG-FGA	FT-FTA	Rebounds Off	Def	Tot	PF	TP	A	TO	Blk	Stl	Min
00	Odell, Shaydan		2-4	0-0	0-0	0	0	0	0	4	0	0	0	0	3
01	Shropshire, Slate		1-1	0-0	1-2	0	1	1	1	3	0	0	0	0	4
03	Johnson, Lucas	*	3-10	0-4	2-2	0	3	3	0	8	2	0	0	0	16
05	Workman, Kenneth	*	0-2	0-1	0-0	1	1	2	2	0	0	1	0	0	7
13	Coggins, Paxton	*	0-1	0-1	0-0	0	0	0	1	0	0	0	0	0	12
21	Cline, Logan		0-0	0-0	0-0	0	0	0	0	0	0	0	0	0	0+
24	Green, Hayden	*	2-2	1-1	0-1	0	2	2	0	5	1	2	0	1	16
30	Askew, Corey		1-3	1-2	0-0	0	0	0	2	3	0	1	0	0	11
33	Galler, Riley	*	3-4	0-0	0-0	3	2	5	2	6	0	0	0	0	8
	Team					1	0	1							
	Totals		12-27	2-9	3-5	5	9	14	8	29	3	4	0	1	-

1st - FG %:	5-13	38.5%	2nd: 7-14	50.0%	Game: 12-27	44.4%	Deadball Rebounds
3FG %:	1-5	20.0%	1-4	25.0%	2-9	22.2%	0
FT %:	0-0	0.0%	3-5	60.0%	3-5	60.0%	

Officials:
Technical fouls: Pickett Co.-None. Cosby-None.
Attendance:

Score by periods	1st	2nd	3rd	4th	Total
Pickett Co.	10	22	0	0	32
Cosby	11	18	0	0	29

Points	In Paint	Off T/O	2nd Chance	Fast Break	Bench
PICKETT	20	7	11	4	0
COSBY	12	2	4	0	10

Last FG - PICKETT 2nd-01:38, COSBY 2nd-00:29.
Largest lead - PICKETT by 7 2nd-01:13, COSBY by 8 1st-03:30.
PICKETT led for 21:13. COSBY led for 07:24. Game was tied for -4:-53.

Score tied - 6 times.
Lead changed - 9 times.

Official Basketball Box Score -- Thru 3rd Period
Pickett Co. vs Cosby
3/17/21 4:00 PM at Murfreesboro, TN (Murphy Center)

Pickett Co. 47 • 22-8

##	Player		Total FG-FGA	3-Ptr FG-FGA	FT-FTA	Rebounds Off	Def	Tot	PF	TP	A	TO	Blk	Stl	Min
01	Copeland, Slayde	*	1-2	0-0	0-0	2	4	6	0	2	0	0	0	0	22
03	Amonett, Will	*	5-6	3-3	0-0	0	2	2	2	13	1	1	0	1	24
15	Amonett, Zach	*	7-23	2-4	4-4	4	2	6	0	20	1	2	1	1	24
23	Lowhorn, Caleb	*	2-4	0-0	2-2	7	1	8	1	6	2	0	0	0	24
34	Wattenbarger, Hunter	*	1-8	0-1	4-8	0	4	4	2	6	0	0	1	1	24
35	Wattenbarger, Heath		0-1	0-0	0-0	1	0	1	0	0	0	0	0	0	1
	Team					1	1	2							
	Totals		16-44	5-8	10-14	15	14	29	5	47	4	3	2	3	-

	1st		2nd		3rd		Game		Deadball Rebounds
FG %:	4-15	26.7%	7-16	43.8%	5-13	38.5%	16-44	36.4%	2,1
3FG %:	1-2	50.0%	0-2	0.0%	4-4	100.0%	5-8	62.5%	
FT %:	1-2	50.0%	8-8	100.0%	1-4	25.0%	10-14	71.4%	

Cosby 44 • 15-14

##	Player		Total FG-FGA	3-Ptr FG-FGA	FT-FTA	Rebounds Off	Def	Tot	PF	TP	A	TO	Blk	Stl	Min
00	Odell, Shaydan		3-5	0-0	0-0	0	2	2	2	6	0	1	0	0	6
01	Shropshire, Slate		1-2	0-0	1-2	0	1	1	1	3	0	0	0	0	4
03	Johnson, Lucas	*	4-13	0-5	2-2	0	3	3	0	10	2	0	1	0	24
05	Workman, Kenneth	*	1-3	0-1	0-0	1	2	3	2	2	0	2	0	0	13
13	Coggins, Paxton	*	0-1	0-1	0-0	0	0	0	1	0	0	0	0	0	18
21	Cline, Logan		0-0	0-0	0-0	0	0	0	0	0	0	0	0	0	0+
24	Green, Hayden	*	5-6	2-2	0-1	0	4	4	2	12	2	2	0	1	24
30	Askew, Corey		1-3	1-2	0-0	0	0	0	2	3	0	1	0	0	13
33	Galler, Riley	*	4-6	0-0	0-0	5	3	8	2	8	1	0	1	0	16
	Team					2	0	2							
	Totals		19-39	3-11	3-5	8	15	23	12	44	5	6	2	1	-

	1st		2nd		3rd		Game		Deadball Rebounds
FG %:	5-13	38.5%	7-14	50.0%	7-12	58.3%	19-39	48.7%	0
3FG %:	1-5	20.0%	1-4	25.0%	1-2	50.0%	3-11	27.3%	
FT %:	0-0	0.0%	3-5	60.0%	0-0	0.0%	3-5	60.0%	

Officials:
Technical fouls: Pickett Co.-None. Cosby-None.
Attendance:

Score by periods	1st	2nd	3rd	4th	Total
Pickett Co.	10	22	15	0	47
Cosby	11	18	15	0	44

Points	In Paint	Off T/O	2nd Chance	Fast Break	Bench
PICKETT	20	10	14	4	0
COSBY	20	5	8	2	12

Last FG - PICKETT 3rd-02:14, COSBY 3rd-01:41.
Largest lead - PICKETT by 7 2nd-01:13, COSBY by 8 1st-03:30.
PICKETT led for 21:13. COSBY led for 07:24. Game was tied for -4:-53.

Score tied - 6 times.
Lead changed - 9 times.

Official Basketball Box Score -- Game Totals -- Final Statistics
Pickett Co. vs MAHS
3/19/21 11:30 AM at Murfreesboro, TN (Murphy Center)

Pickett Co. 57 • 22-9

##	Player		Total FG-FGA	3-Ptr FG-FGA	FT-FTA	Rebounds Off	Def	Tot	PF	TP	A	TO	Blk	Stl	Min
01	Copeland, Slayde	*	0-2	0-0	0-0	1	4	5	5	0	0	1	3	0	27
02	Zachary, John		0-0	0-0	0-0	0	0	0	2	0	0	0	0	0	0+
03	Amonett, Will	*	6-9	4-6	1-2	2	1	3	3	17	4	6	0	0	30
04	Miller, Cayden		0-0	0-0	0-0	0	0	0	0	0	0	0	0	0	1
05	Anderson, Dylan		0-0	0-0	0-0	0	0	0	2	0	0	0	0	0	4
10	Zachary, Ben		0-0	0-0	0-0	0	0	0	1	0	0	1	0	0	2
15	Amonett, Zach	*	6-15	3-9	5-6	1	2	3	4	20	1	5	0	0	29
20	Harris, Gage		0-1	0-1	0-0	0	0	0	0	0	0	0	0	0	2
21	Thomas, Kaiden		0-0	0-0	2-2	0	1	1	0	2	0	0	0	0	2
22	Burton, Payne		0-0	0-0	0-0	0	0	0	0	0	0	0	0	0	2
23	Lowhorn, Caleb	*	0-2	0-0	2-2	2	1	3	4	2	0	2	0	0	24
34	Wattenbarger, Hunter	*	4-12	2-6	6-8	2	8	10	2	16	4	4	0	3	30
35	Wattenbarger, Heath		0-0	0-0	0-1	0	1	1	2	0	0	0	0	0	7
	Team					1	1	2	1			1			
	Totals		16-41	9-22	16-21	9	19	28	26	57	9	20	3	3	160

	1st		2nd		3rd		4th		Game		Deadball Rebounds
FG %:	2-11	18.2%	3-7	42.9%	6-12	50.0%	5-11	45.5%	16-41	39.0%	
3FG %:	1-4	25.0%	1-4	25.0%	3-6	50.0%	4-8	50.0%	9-22	40.9%	
FT %:	1-2	50.0%	4-4	100.0%	2-4	50.0%	9-11	81.8%	16-21	76.2%	3

MAHS 77 • 16-7

##	Player		Total FG-FGA	3-Ptr FG-FGA	FT-FTA	Rebounds Off	Def	Tot	PF	TP	A	TO	Blk	Stl	Min
00	Young, Keyonte	*	3-8	2-6	5-8	0	2	2	2	13	7	1	0	2	27
01	Smith, Robert		0-1	0-0	4-6	0	1	1	2	4	0	4	1	1	16
03	Suttle, Avionne	*	2-4	0-0	0-1	0	2	2	3	4	1	1	0	2	16
05	Jackson, Devin		3-3	1-1	4-10	0	1	1	4	11	1	0	0	0	13
10	Woods, Dylan	*	11-15	2-3	0-0	2	5	7	4	24	3	2	3	0	30
11	Shaw, Geoffrey		1-2	0-1	1-2	0	3	3	4	3	3	2	1	3	23
12	Ducksworth, Kendal	*	0-1	0-0	0-0	1	1	2	0	0	0	0	1	0	5
15	Perkins, Charles		0-1	0-0	0-0	0	0	0	1	0	0	0	0	0	2
21	Visor, Demetrius		1-1	1-1	0-0	0	0	0	0	3	0	0	0	1	2
24	Miller, Cameron	*	5-9	0-1	5-5	3	3	6	1	15	4	0	1	1	26
	Team					0	1	1							
	Totals		26-45	6-13	19-32	6	19	25	21	77	19	10	7	10	160

	1st		2nd		3rd		4th		Game		Deadball Rebounds
FG %:	6-13	46.2%	5-11	45.5%	7-10	70.0%	8-11	72.7%	26-45	57.8%	
3FG %:	1-4	25.0%	1-4	25.0%	2-2	100.0%	2-3	66.7%	6-13	46.2%	
FT %:	3-7	42.9%	0-2	0.0%	4-4	100.0%	12-19	63.2%	19-32	59.4%	6

Officials:
Technical fouls: Pickett Co.-Amonett, Will; TEAM. MAHS-Smith, Robert.
Attendance:

Score by periods	1st	2nd	3rd	4th	Total
Pickett Co.	6	11	17	23	57
MAHS	16	11	20	30	77

Points	In Paint	Off T/O	2nd Chance	Fast Break	Bench
PICKETT	12	13	10	4	2
MAHS	32	26	3	18	21

Last FG - PICKETT 4th-01:58, MAHS 4th-01:03.
Largest lead - PICKETT by 1 1st-03:57, MAHS by 22 4th-01:03.
PICKETT led for 01:03. MAHS led for 29:13. Game was tied for 01:34.

Score tied - 0 times.
Lead changed - 4 times.

Pickett Co. vs MAHS
3/19/21 11:30 AM at Murfreesboro, TN (Murphy Center)
1st PERIOD Play-by-Play (Page 1)

HOME TEAM: MAHS	Time	Score	Margin	VISITORS: Pickett Co.
REBOUND (DEF) by Ducksworth, Kendal	07:27			MISSED JUMPER by Amonett, Zach
MISSED JUMPER by Suttle, Avionne	06:58			REBOUND (DEF) by Wattenbarger, Hunter
BLOCK by Woods, Dylan	06:36			MISSED 3 PTR by Amonett, Zach
REBOUND (DEF) by Young, Keyonte	06:33			
GOOD! DUNK by Woods, Dylan [FB/PNT]	06:26	2-0	H 2	
ASSIST by Young, Keyonte	06:26			
REBOUND (DEF) by (TEAM)	06:14			MISSED JUMPER by Wattenbarger, Hunter
	06:04			FOUL by Wattenbarger, Hunter (P1T1)
MISSED 3 PTR by Miller, Cameron	05:48			
REBOUND (OFF) by Miller, Cameron	05:48			
MISSED JUMPER by Miller, Cameron	05:40			
REBOUND (OFF) by Ducksworth, Kendal	05:40			
MISSED JUMPER by Ducksworth, Kendal	05:37			BLOCK by Copeland, Slayde
	05:36			REBOUND (DEF) by Copeland, Slayde
	05:28			FOUL by Amonett, Will (P1T2)
	05:28			TURNOVR by Amonett, Will
TIMEOUT 30sec	05:03			
MISSED LAYUP by Suttle, Avionne	04:54			REBOUND (DEF) by Amonett, Zach
FOUL by Miller, Cameron (P1T1)	04:35			
	04:26			MISSED 3 PTR by Amonett, Will
	04:26			REBOUND (OFF) by Wattenbarger, Hunter
BLOCK by Ducksworth, Kendal	04:22			MISSED JUMPER by Wattenbarger, Hunter
REBOUND (DEF) by Woods, Dylan	04:20			
MISSED 3 PTR by Woods, Dylan	04:14			REBOUND (DEF) by Lowhorn, Caleb
	04:05			MISSED 3 PTR by Amonett, Zach
	04:05			REBOUND (OFF) by Copeland, Slayde
	03:57	2-3	V 1	GOOD! 3 PTR by Amonett, Zach
	03:57			ASSIST by Amonett, Will
GOOD! JUMPER by Woods, Dylan	03:35	4-3	H 1	
ASSIST by Miller, Cameron	03:35			
	03:19	4-5	V 1	GOOD! LAYUP by Amonett, Zach [PNT]
MISSED 3 PTR by Young, Keyonte	02:59			REBOUND (DEF) by Amonett, Will
FOUL by Young, Keyonte (P1T2)	02:56			
SUB IN : Shaw, Geoffrey	02:56			
SUB IN : Smith, Robert	02:56			
SUB OUT: Miller, Cameron	02:56			
SUB OUT: Ducksworth, Kendal	02:56			
BLOCK by Shaw, Geoffrey	02:43			MISSED LAYUP by Copeland, Slayde
REBOUND (DEF) by Suttle, Avionne	02:40			
GOOD! LAYUP by Suttle, Avionne [FB/PNT]	02:38	6-5	H 1	
ASSIST by Young, Keyonte	02:38			
MISSED FT SHOT by Suttle, Avionne	02:38			FOUL by Lowhorn, Caleb (P1T3)
	02:38			REBOUND (DEF) by Wattenbarger, Hunter
	02:28			TURNOVR by Wattenbarger, Hunter
GOOD! JUMPER by Woods, Dylan	02:06	8-5	H 3	
ASSIST by Shaw, Geoffrey	02:06			
BLOCK by Smith, Robert	01:47			MISSED LAYUP by Lowhorn, Caleb
REBOUND (DEF) by Smith, Robert	01:45			
FOUL TECHNCL by Smith, Robert	01:44			
FOUL by Smith, Robert (P1T3)	01:44			
TURNOVR by Smith, Robert	01:43			
	01:42			MISSED FT SHOT by Amonett, Zach
	01:41			REBOUND (OFF) by (DEADBALL)
	01:40	8-6	H 2	GOOD! FT SHOT by Amonett, Zach
STEAL by Suttle, Avionne	01:26			TURNOVR by Lowhorn, Caleb
GOOD! FT SHOT by Smith, Robert	00:58	9-6	H 3	FOUL by Lowhorn, Caleb (P2T4)
MISSED FT SHOT by Smith, Robert	00:58			REBOUND (DEF) by Wattenbarger, Hunter
	00:58			SUB IN : Wattenbarger, Heath
	00:58			SUB OUT: Lowhorn, Caleb
	00:45			TURNOVR by Amonett, Will

Pickett Co. vs MAHS
3/19/21 11:30 AM at Murfreesboro, TN (Murphy Center)
1st PERIOD Play-by-Play (Page 2)

HOME TEAM: MAHS	Time	Score	Margin	VISITORS: Pickett Co.
STEAL by Young, Keyonte	00:44			
GOOD! FT SHOT by Shaw, Geoffrey	00:43	10-6	H 4	FOUL by Copeland, Slayde (P1T5)
MISSED FT SHOT by Shaw, Geoffrey	00:43			REBOUND (DEF) by Copeland, Slayde
FOUL by Shaw, Geoffrey (P1T4)	00:43			
REBOUND (DEF) by Shaw, Geoffrey	00:32			MISSED LAYUP by Copeland, Slayde
GOOD! JUMPER by Woods, Dylan [FB/PNT]	00:26	12-6	H 6	
ASSIST by Shaw, Geoffrey	00:26			
MISSED FT SHOT by Young, Keyonte	00:23			FOUL TECHNCL by (TEAM)
REBOUND (OFF) by (DEADBALL)	00:23			
GOOD! FT SHOT by Young, Keyonte	00:23	13-6	H 7	
	00:23			TURNOVR by (TEAM)
	00:23			FOUL by (TEAM) (P1T6)
GOOD! 3 PTR by Woods, Dylan	00:04	16-6	H 10	
ASSIST by Suttle, Avionne	00:04			

MAHS 16, Pickett Co. 6

1st period-only	In Paint	Off T/O	2nd Chance	Fast Break	Bench	
Pickett Co.	2	1	3	0	0	Score tied - 0 times.
MAHS	6	7	0	6	2	Lead changed - 4 times.

Pickett Co. vs MAHS
3/19/21 11:30 AM at Murfreesboro, TN (Murphy Center)
2nd PERIOD Play-by-Play (Page 1)

HOME TEAM: MAHS	Time	Score	Margin	VISITORS: Pickett Co.
SUB IN : Smith, Robert	08:00			SUB IN : Wattenbarger, Heath
SUB IN : Shaw, Geoffrey	08:00			SUB OUT: Lowhorn, Caleb
SUB OUT: Miller, Cameron	08:00			
SUB OUT: Ducksworth, Kendal	08:00			
GOOD! LAYUP by Young, Keyonte [PNT]	07:29	18-6	H 12	
	07:20			TURNOVR by Amonett, Will
	07:20			SUB IN : Lowhorn, Caleb
	07:20			SUB OUT: Copeland, Slayde
TURNOVR by Smith, Robert	07:11			
	06:44			MISSED 3 PTR by Amonett, Zach
	06:44			REBOUND (OFF) by Lowhorn, Caleb
REBOUND (DEF) by Shaw, Geoffrey	06:40			MISSED 3 PTR by Amonett, Will
GOOD! JUMPER by Woods, Dylan	06:20	20-6	H 14	
ASSIST by Young, Keyonte	06:20			
FOUL by Young, Keyonte (P2T5)	06:11			
SUB IN : Jackson, Devin	06:09			
SUB OUT: Suttle, Avionne	06:09			
	06:02			FOUL by Amonett, Zach (P1T7)
	06:02			TURNOVR by Amonett, Zach
MISSED 3 PTR by Young, Keyonte	05:41			
REBOUND (OFF) by Woods, Dylan	05:41			
GOOD! 3 PTR by Jackson, Devin	05:32	23-6	H 17	
ASSIST by Woods, Dylan	05:32			
	05:21	23-8	H 15	GOOD! JUMPER by Amonett, Zach [FB/PNT]
MISSED FT SHOT by Jackson, Devin	05:10			FOUL by Amonett, Zach (P2T8)
REBOUND (OFF) by (DEADBALL)	05:10			
MISSED FT SHOT by Jackson, Devin	05:10			REBOUND (DEF) by Wattenbarger, Hunter
	05:10			SUB IN : Copeland, Slayde
	05:10			SUB OUT: Wattenbarger, Heath
	04:58			MISSED 3 PTR by Amonett, Zach
	04:58			REBOUND (OFF) by Wattenbarger, Hunter
FOUL by Jackson, Devin (P1T6)	04:56			
SUB IN : Miller, Cameron	04:56			
SUB OUT: Jackson, Devin	04:56			
	04:52			TURNOVR by Wattenbarger, Hunter
STEAL by Smith, Robert	04:51			
MISSED JUMPER by Woods, Dylan	04:25			REBOUND (DEF) by (TEAM)
	04:12			TURNOVR by Amonett, Will
STEAL by Young, Keyonte	04:11			
GOOD! LAYUP by Shaw, Geoffrey [FB/PNT]	04:07	25-8	H 17	
FOUL by Woods, Dylan (P1T7)	03:54	25-9	H 16	GOOD! FT SHOT by Lowhorn, Caleb
	03:54	25-10	H 15	GOOD! FT SHOT by Lowhorn, Caleb
SUB IN : Jackson, Devin	03:54			
SUB OUT: Shaw, Geoffrey	03:54			
TURNOVR by Smith, Robert	03:43			
	03:35	25-12	H 13	GOOD! JUMPER by Amonett, Zach
TURNOVR by Young, Keyonte	03:21			
	03:15	25-15	H 10	GOOD! 3 PTR by Amonett, Zach
	03:15			ASSIST by Wattenbarger, Hunter
TIMEOUT TEAM	03:12			
SUB IN : Shaw, Geoffrey	03:12			
SUB IN : Suttle, Avionne	03:12			
SUB OUT: Smith, Robert	03:12			
SUB OUT: Jackson, Devin	03:12			
MISSED 3 PTR by Shaw, Geoffrey	02:46			
REBOUND (OFF) by Woods, Dylan	02:46			
MISSED LAYUP by Miller, Cameron	02:06			BLOCK by Copeland, Slayde
REBOUND (OFF) by Miller, Cameron	02:04			
MISSED LAYUP by Miller, Cameron	02:01			BLOCK by Copeland, Slayde
	02:00			REBOUND (DEF) by Wattenbarger, Hunter

Pickett Co. vs MAHS
3/19/21 11:30 AM at Murfreesboro, TN (Murphy Center)
2nd PERIOD Play-by-Play (Page 2)

HOME TEAM: MAHS	Time	Score	Margin	VISITORS: Pickett Co.
	01:55			TURNOVR by Wattenbarger, Hunter
STEAL by Suttle, Avionne	01:54			
MISSED 3 PTR by Young, Keyonte	01:50			
REBOUND (OFF) by Miller, Cameron	01:50			
TURNOVR by Suttle, Avionne	01:41			
	01:39			STEAL by Wattenbarger, Hunter
FOUL by Suttle, Avionne (P1T8)	01:36	25-16	H 9	GOOD! FT SHOT by Wattenbarger, Hunter
	01:36	25-17	H 8	GOOD! FT SHOT by Wattenbarger, Hunter
GOOD! JUMPER by Suttle, Avionne [PNT]	01:13	27-17	H 10	
REBOUND (DEF) by Woods, Dylan	00:01			MISSED JUMPER by Wattenbarger, Hunter

MAHS 27, Pickett Co. 17

2nd period-only	In Paint	Off T/O	2nd Chance	Fast Break	Bench	
Pickett Co.	2	7	0	2	0	Score tied - 0 times.
MAHS	6	5	3	2	5	Lead changed - 0 times.

Pickett Co. vs MAHS
3/19/21 11:30 AM at Murfreesboro, TN (Murphy Center)
3rd PERIOD Play-by-Play (Page 1)

HOME TEAM: MAHS	Time	Score	Margin	VISITORS: Pickett Co.
SUB IN : Shaw, Geoffrey	08:00			
SUB OUT: Ducksworth, Kendal	08:00			
BLOCK by Woods, Dylan	07:50			MISSED JUMPER by Amonett, Zach
REBOUND (DEF) by Suttle, Avionne	07:49			
TURNOVR by Woods, Dylan	07:44			
	07:32			TURNOVR by Copeland, Slayde
STEAL by Shaw, Geoffrey	07:31			
GOOD! LAYUP by Miller, Cameron [FB/PNT]	07:27	29-17	H 12	
ASSIST by Shaw, Geoffrey	07:27			
	07:08			MISSED LAYUP by Amonett, Will
	07:08			REBOUND (OFF) by Amonett, Will
FOUL by Suttle, Avionne (P2T1)	06:58			
	06:58			FOUL by Lowhorn, Caleb (P3T1)
	06:51	29-19	H 10	GOOD! LAYUP by Wattenbarger, Hunter [PN
GOOD! 3 PTR by Young, Keyonte	06:22	32-19	H 13	
ASSIST by Miller, Cameron	06:22			
	06:03	32-22	H 10	GOOD! 3 PTR by Wattenbarger, Hunter
	06:03			ASSIST by Amonett, Will
	05:54			FOUL by Copeland, Slayde (P2T2)
FOUL by Woods, Dylan (P2T2)	05:45			
TURNOVR by Woods, Dylan	05:45			
	05:31			MISSED 3 PTR by Wattenbarger, Hunter
	05:31			REBOUND (OFF) by Lowhorn, Caleb
FOUL by Suttle, Avionne (P3T3)	05:31			
	05:24	32-25	H 7	GOOD! 3 PTR by Amonett, Will
	05:24			ASSIST by Wattenbarger, Hunter
	05:09			FOUL by Amonett, Will (P2T3)
SUB IN : Jackson, Devin	05:09			
SUB OUT: Suttle, Avionne	05:09			
FOUL by Shaw, Geoffrey (P2T4)	04:57			
TURNOVR by Shaw, Geoffrey	04:57			
SUB IN : Smith, Robert	04:57			
SUB OUT: Shaw, Geoffrey	04:57			
	04:41			TURNOVR by Amonett, Zach
STEAL by Miller, Cameron	04:40			
GOOD! LAYUP by Miller, Cameron [FB/PNT]	04:38	34-25	H 9	
	04:37			SUB IN : Anderson, Dylan
	04:37			SUB OUT: Amonett, Zach
Play stopped for an injured player - Pickett County.				
	04:24	34-28	H 6	GOOD! 3 PTR by Amonett, Will
GOOD! JUMPER by Woods, Dylan	04:01	36-28	H 8	
ASSIST by Miller, Cameron	04:01			
TIMEOUT 30sec	03:59			
FOUL by Jackson, Devin (P2T5)	03:44			MISSED FT SHOT by Wattenbarger, Hunter
	03:44			REBOUND (OFF) by (DEADBALL)
	03:44	36-29	H 7	GOOD! FT SHOT by Wattenbarger, Hunter
	03:44			SUB IN : Amonett, Zach
	03:44			SUB OUT: Anderson, Dylan
MISSED LAYUP by Smith, Robert	03:30			REBOUND (DEF) by Wattenbarger, Hunter
	03:23			FOUL by Lowhorn, Caleb (P4T4)
	03:23			TURNOVR by Lowhorn, Caleb
	03:23			SUB IN : Wattenbarger, Heath
	03:23			SUB OUT: Lowhorn, Caleb
	03:15			FOUL by Amonett, Zach (P3T5)
TURNOVR by Smith, Robert	02:54			
	02:52			STEAL by Wattenbarger, Hunter
	02:49	36-31	H 5	GOOD! JUMPER by Amonett, Will [FB/PNT]
	02:49			ASSIST by Wattenbarger, Hunter
GOOD! 3 PTR by Woods, Dylan	02:36	39-31	H 8	
ASSIST by Jackson, Devin	02:36			

Pickett Co. vs MAHS
3/19/21 11:30 AM at Murfreesboro, TN (Murphy Center)
3rd PERIOD Play-by-Play (Page 2)

HOME TEAM: MAHS	Time	Score	Margin	VISITORS: Pickett Co.
FOUL by Smith, Robert (P2T6)	02:17			
SUB IN : Shaw, Geoffrey	02:17			
SUB OUT: Smith, Robert	02:17			
REBOUND (DEF) by Miller, Cameron	02:15			MISSED 3 PTR by Wattenbarger, Hunter
GOOD! LAYUP by Woods, Dylan [PNT]	01:53	41-31	H 10	
ASSIST by Miller, Cameron	01:53			
	01:44	41-33	H 8	GOOD! LAYUP by Amonett, Will [PNT]
	01:42			FOUL by Amonett, Will (P3T6)
	01:42			FOUL TECHNCL by Amonett, Will
	01:42			TURNOVR by Amonett, Will
GOOD! FT SHOT by Young, Keyonte	01:42	42-33	H 9	
GOOD! FT SHOT by Young, Keyonte	01:42	43-33	H 10	
MISSED JUMPER by Woods, Dylan	01:30			REBOUND (DEF) by Amonett, Zach
	01:17			TURNOVR by Amonett, Will
STEAL by Shaw, Geoffrey	01:16			
MISSED JUMPER by Woods, Dylan	01:11			REBOUND (DEF) by Copeland, Slayde
FOUL by Shaw, Geoffrey (P3T7)	01:08	43-34	H 9	GOOD! FT SHOT by Amonett, Will
REBOUND (DEF) by Woods, Dylan	01:08			MISSED FT SHOT by Amonett, Will
	01:08			SUB IN : Lowhorn, Caleb
	01:08			SUB OUT: Wattenbarger, Heath
GOOD! FT SHOT by Miller, Cameron	00:37	44-34	H 10	FOUL by Copeland, Slayde (P3T7)
GOOD! FT SHOT by Miller, Cameron	00:37	45-34	H 11	
REBOUND (DEF) by Woods, Dylan	00:18			MISSED JUMPER by Amonett, Zach
GOOD! LAYUP by Jackson, Devin [FB/PNT]	00:12	47-34	H 13	
ASSIST by Woods, Dylan	00:12			
	00:02			MISSED 3 PTR by Amonett, Zach
	00:02			REBOUND (OFF) by Amonett, Will

MAHS 47, Pickett Co. 34

3rd period-only	In Paint	Off T/O	2nd Chance	Fast Break	Bench	
Pickett Co.	6	5	5	2	0	Score tied - 0 times.
MAHS	8	6	0	6	2	Lead changed - 0 times.

Pickett Co. vs MAHS
3/19/21 11:30 AM at Murfreesboro, TN (Murphy Center)
4th PERIOD Play-by-Play (Page 1)

HOME TEAM: MAHS	Time	Score	Margin	VISITORS: Pickett Co.
SUB IN : Jackson, Devin	08:00			SUB IN : Wattenbarger, Heath
SUB IN : Shaw, Geoffrey	08:00			SUB OUT: Copeland, Slayde
SUB OUT: Suttle, Avionne	08:00			
SUB OUT: Ducksworth, Kendal	08:00			
MISSED 3 PTR by Young, Keyonte	07:51			REBOUND (DEF) by Wattenbarger, Heath
FOUL by Jackson, Devin (P3T8)	07:50			MISSED FT SHOT by Wattenbarger, Heath
REBOUND (DEF) by Woods, Dylan	07:50			
MISSED FT SHOT by Young, Keyonte	07:48			FOUL by Wattenbarger, Heath (P1T8)
GOOD! FT SHOT by Young, Keyonte	07:48	48-34	H 14	
	07:40			TURNOVR by Wattenbarger, Hunter
GOOD! 3 PTR by Young, Keyonte	07:30	51-34	H 17	
ASSIST by Woods, Dylan	07:30			
	07:19	51-37	H 14	GOOD! 3 PTR by Amonett, Zach
	07:19			ASSIST by Amonett, Will
	07:16			TIMEOUT TEAM
GOOD! DUNK by Woods, Dylan [FB/PNT]	07:10	53-37	H 16	
ASSIST by Young, Keyonte	07:10			
FOUL by Jackson, Devin (P4T9)	06:57	53-38	H 15	GOOD! FT SHOT by Amonett, Zach
	06:57	53-39	H 14	GOOD! FT SHOT by Amonett, Zach
	06:57			SUB IN : Copeland, Slayde
	06:57			SUB OUT: Wattenbarger, Heath
GOOD! LAYUP by Woods, Dylan [PNT]	06:46	55-39	H 16	
ASSIST by Young, Keyonte	06:46			
BLOCK by Woods, Dylan	06:32			MISSED LAYUP by Lowhorn, Caleb
REBOUND (DEF) by Miller, Cameron	06:29			
MISSED LAYUP by Young, Keyonte	06:25			REBOUND (DEF) by Copeland, Slayde
	06:18	55-42	H 13	GOOD! 3 PTR by Amonett, Will
	06:18			ASSIST by Amonett, Zach
	06:17			TIMEOUT TEAM
SUB IN : Smith, Robert	06:17			
SUB OUT: Young, Keyonte	06:17			
GOOD! LAYUP by Jackson, Devin [PNT]	05:40	57-42	H 15	
FOUL by Woods, Dylan (P3T10)	05:25	57-43	H 14	GOOD! FT SHOT by Amonett, Zach
	05:25	57-44	H 13	GOOD! FT SHOT by Amonett, Zach
GOOD! LAYUP by Miller, Cameron [PNT]	05:13	59-44	H 15	
	05:00			MISSED 3 PTR by Amonett, Zach
	04:57			REBOUND (OFF) by (TEAM)
	04:47	59-46	H 13	GOOD! JUMPER by Wattenbarger, Hunter [P
	04:39			REBOUND (OFF) by Amonett, Zach
GOOD! FT SHOT by Smith, Robert	04:18	60-46	H 14	FOUL by Wattenbarger, Heath (P2T9)
MISSED FT SHOT by Smith, Robert	04:18			REBOUND (DEF) by Wattenbarger, Hunter
	04:18			SUB IN : Anderson, Dylan
	04:18			SUB OUT: Lowhorn, Caleb
	04:12			TURNOVR by Amonett, Zach
TURNOVR by Shaw, Geoffrey	03:57			STEAL by Wattenbarger, Hunter
BLOCK by Miller, Cameron	03:46			MISSED JUMPER by Wattenbarger, Hunter
REBOUND (DEF) by Miller, Cameron	03:45			
GOOD! FT SHOT by Miller, Cameron	03:43	61-46	H 15	FOUL by Anderson, Dylan (P1T10)
GOOD! FT SHOT by Miller, Cameron	03:43	62-46	H 16	
STEAL by Shaw, Geoffrey	03:36			TURNOVR by Amonett, Zach
	03:36			FOUL by Amonett, Zach (P4T11)
GOOD! LAYUP by Miller, Cameron [PNT]	03:28	64-46	H 18	
GOOD! FT SHOT by Miller, Cameron	03:28	65-46	H 19	FOUL by Anderson, Dylan (P2T12)
REBOUND (DEF) by Jackson, Devin	03:13			MISSED 3 PTR by Wattenbarger, Hunter
MISSED FT SHOT by Jackson, Devin	03:13			FOUL by Copeland, Slayde (P4T13)
REBOUND (OFF) by (DEADBALL)	03:13			
GOOD! FT SHOT by Jackson, Devin	03:13	66-46	H 20	
	02:55	66-49	H 17	GOOD! 3 PTR by Amonett, Will
	02:55			ASSIST by Wattenbarger, Hunter
	02:52			TIMEOUT 30sec

Pickett Co. vs MAHS
3/19/21 11:30 AM at Murfreesboro, TN (Murphy Center)
4th PERIOD Play-by-Play (Page 2)

HOME TEAM: MAHS	Time	Score	Margin	VISITORS: Pickett Co.
GOOD! FT SHOT by Jackson, Devin	02:50	67-49	H 18	FOUL by Zachary, John (P1T14)
GOOD! FT SHOT by Jackson, Devin	02:50	68-49	H 19	
	02:50			SUB IN : Zachary, John
FOUL by Shaw, Geoffrey (P4T11)	02:35	68-50	H 18	GOOD! FT SHOT by Wattenbarger, Hunter
	02:35	68-51	H 17	GOOD! FT SHOT by Wattenbarger, Hunter
	02:35			SUB OUT: Amonett, Zach
MISSED FT SHOT by Jackson, Devin	02:32			FOUL by Zachary, John (P2T15)
REBOUND (OFF) by (DEADBALL)	02:32			
GOOD! FT SHOT by Jackson, Devin	02:32	69-51	H 18	
	02:32			SUB IN : Amonett, Zach
	02:32			SUB OUT: Zachary, John
FOUL by Woods, Dylan (P4T12)	02:23			MISSED FT SHOT by Wattenbarger, Hunter
	02:23			REBOUND (OFF) by (DEADBALL)
	02:23	69-52	H 17	GOOD! FT SHOT by Wattenbarger, Hunter
	02:23			SUB IN : Zachary, Ben
	02:23			SUB OUT: Amonett, Zach
MISSED FT SHOT by Jackson, Devin	02:22			FOUL by Zachary, Ben (P1T16)
REBOUND (OFF) by (DEADBALL)	02:22			
MISSED FT SHOT by Jackson, Devin	02:22			REBOUND (DEF) by Wattenbarger, Hunter
	02:22			SUB IN : Amonett, Zach
	02:22			SUB OUT: Zachary, Ben
	02:16			TURNOVR by Amonett, Zach
TIMEOUT 30sec	02:16			
SUB IN : Young, Keyonte	02:16			
SUB OUT: Jackson, Devin	02:16			
GOOD! FT SHOT by Smith, Robert	02:12	70-52	H 18	FOUL by Wattenbarger, Hunter (P2T17)
GOOD! FT SHOT by Smith, Robert	02:12	71-52	H 19	
	01:58	71-55	H 16	GOOD! 3 PTR by Wattenbarger, Hunter
	01:58			ASSIST by Amonett, Will
GOOD! LAYUP by Miller, Cameron [FB/PNT]	01:50	73-55	H 18	
ASSIST by Young, Keyonte	01:50			
REBOUND (DEF) by Young, Keyonte	01:36			MISSED 3 PTR by Wattenbarger, Hunter
MISSED FT SHOT by Young, Keyonte	01:32			FOUL by Copeland, Slayde (P5T18)
REBOUND (OFF) by (DEADBALL)	01:32			
GOOD! FT SHOT by Young, Keyonte	01:32	74-55	H 19	
SUB IN : Perkins, Charles	01:32			SUB IN : Zachary, Ben
SUB IN : Visor, Demetrius	01:32			SUB IN : Burton, Payne
SUB OUT: Woods, Dylan	01:32			SUB IN : Thomas, Kaiden
SUB OUT: Smith, Robert	01:32			SUB IN : Miller, Cayden
	01:32			SUB IN : Harris, Gage
	01:32			SUB OUT: Copeland, Slayde
	01:32			SUB OUT: Amonett, Zach
	01:32			SUB OUT: Anderson, Dylan
	01:32			SUB OUT: Amonett, Will
	01:32			SUB OUT: Wattenbarger, Hunter
REBOUND (DEF) by Shaw, Geoffrey	01:22			MISSED 3 PTR by Harris, Gage
GOOD! 3 PTR by Visor, Demetrius	01:03	77-55	H 22	
ASSIST by Young, Keyonte	01:03			
STEAL by Visor, Demetrius	00:55			TURNOVR by Zachary, Ben
MISSED JUMPER by Perkins, Charles	00:40			REBOUND (DEF) by Thomas, Kaiden
FOUL by Perkins, Charles (P1T13)	00:40	77-56	H 21	GOOD! FT SHOT by Thomas, Kaiden
	00:40	77-57	H 20	GOOD! FT SHOT by Thomas, Kaiden

MAHS 77, Pickett Co. 57

4th period-only	In Paint	Off T/O	2nd Chance	Fast Break	Bench	
Pickett Co.	2	0	2	0	2	Score tied - 0 times.
MAHS	12	8	0	4	12	Lead changed - 0 times.

Official Basketball Box Score -- Thru 1st Period
Pickett Co. vs MAHS
3/19/21 11:30 AM at Murfreesboro, TN (Murphy Center)

Pickett Co. 6 • 22-9

##	Player		Total FG-FGA	3-Ptr FG-FGA	FT-FTA	Rebounds Off	Def	Tot	PF	TP	A	TO	Blk	Stl	Min
01	Copeland, Slayde	*	0-2	0-0	0-0	1	2	3	1	0	0	0	1	0	8
03	Amonett, Will	*	0-1	0-1	0-0	0	1	1	1	0	1	2	0	0	8
15	Amonett, Zach	*	2-5	1-3	1-2	0	1	1	0	6	0	0	0	0	8
23	Lowhorn, Caleb	*	0-1	0-0	0-0	0	1	1	2	0	0	1	0	0	7
34	Wattenbarger, Hunter	*	0-2	0-0	0-0	1	3	4	1	0	0	1	0	0	8
35	Wattenbarger, Heath		0-0	0-0	0-0	0	0	0	0	0	0	0	0	0	0+
	Team					0	0	0	1			1			
	Totals		2-11	1-4	1-2	2	8	10	6	6	1	5	1	0	-

1st - FG %:	2-11	18.2%	Game:	2-11	18.2%
3FG %:	1-4	25.0%		1-4	25.0%
FT %:	1-2	50.0%		1-2	50.0%

Deadball Rebounds
1

MAHS 16 • 16-7

##	Player		Total FG-FGA	3-Ptr FG-FGA	FT-FTA	Rebounds Off	Def	Tot	PF	TP	A	TO	Blk	Stl	Min
00	Young, Keyonte	*	0-1	0-1	1-2	0	1	1	1	1	2	0	0	1	8
01	Smith, Robert		0-0	0-0	1-2	0	1	1	1	1	0	1	1	0	2
03	Suttle, Avionne	*	1-3	0-0	0-1	0	1	1	0	2	1	0	0	1	8
10	Woods, Dylan	*	5-6	1-2	0-0	0	1	1	0	11	0	0	1	0	8
11	Shaw, Geoffrey		0-0	0-0	1-2	0	1	1	1	1	2	0	1	0	2
12	Ducksworth, Kendal	*	0-1	0-0	0-0	1	1	2	0	0	0	0	1	0	5
24	Miller, Cameron	*	0-2	0-1	0-0	1	0	1	1	0	1	0	0	0	5
	Team					0	1	1							
	Totals		6-13	1-4	3-7	2	7	9	4	16	6	1	4	2	-

1st - FG %:	6-13	46.2%	Game:	6-13	46.2%
3FG %:	1-4	25.0%		1-4	25.0%
FT %:	3-7	42.9%		3-7	42.9%

Deadball Rebounds
1

Officials:
Technical fouls: Pickett Co.-TEAM. MAHS-Smith, Robert.
Attendance:

Score by periods	1st	2nd	3rd	4th	Total
Pickett Co.	6	0	0	0	6
MAHS	16	0	0	0	16

Points	In Paint	Off T/O	2nd Chance	Fast Break	Bench
PICKETT	2	1	3	0	0
MAHS	6	7	0	6	2

Last FG - PICKETT 1st-03:19, MAHS 1st-00:04.
Largest lead - PICKETT by 1 1st-03:57, MAHS by 10 1st-00:04.
PICKETT led for 01:03. MAHS led for 29:23. Game was tied for -6:-26.

Score tied - 0 times.
Lead changed - 4 times.

Official Basketball Box Score -- Thru 2nd Period
Pickett Co. vs MAHS
3/19/21 11:30 AM at Murfreesboro, TN (Murphy Center)

Pickett Co. 17 • 22-9

##	Player		Total FG-FGA	3-Ptr FG-FGA	FT-FTA	Rebounds Off	Def	Tot	PF	TP	A	TO	Blk	Stl	Min
01	Copeland, Slayde	*	0-2	0-0	0-0	1	2	3	1	0	0	0	3	0	13
03	Amonett, Will	*	0-2	0-2	0-0	0	1	1	1	0	1	4	0	0	16
15	Amonett, Zach	*	5-10	2-6	1-2	0	1	1	2	13	0	1	0	0	16
23	Lowhorn, Caleb	*	0-1	0-0	2-2	1	1	2	2	2	0	1	0	0	14
34	Wattenbarger, Hunter	*	0-3	0-0	2-2	2	5	7	1	2	1	3	0	1	16
35	Wattenbarger, Heath		0-0	0-0	0-0	0	0	0	0	0	0	0	0	0	3
	Team					0	1	1	1			1			
	Totals		5-18	2-8	5-6	4	11	15	8	17	2	10	3	1	-

1st - FG %:	2-11	18.2%	2nd:	3-7	42.9%	Game:	5-18	27.8%
3FG %:	1-4	25.0%		1-4	25.0%		2-8	25.0%
FT %:	1-2	50.0%		4-4	100.0%		5-6	83.3%

Deadball Rebounds
1

MAHS 27 • 16-7

##	Player		Total FG-FGA	3-Ptr FG-FGA	FT-FTA	Rebounds Off	Def	Tot	PF	TP	A	TO	Blk	Stl	Min
00	Young, Keyonte	*	1-4	0-3	1-2	0	1	1	2	3	3	1	0	2	16
01	Smith, Robert		0-0	0-0	1-2	0	1	1	1	1	0	3	1	1	7
03	Suttle, Avionne	*	2-4	0-0	0-1	0	1	1	1	4	1	1	0	2	13
05	Jackson, Devin		1-1	1-1	0-2	0	0	0	1	3	0	0	0	0	1
10	Woods, Dylan	*	6-8	1-2	0-0	2	2	4	1	13	1	0	1	0	16
11	Shaw, Geoffrey		1-2	0-1	1-2	0	2	2	1	3	2	0	1	0	10
12	Ducksworth, Kendal	*	0-1	0-0	0-0	1	1	2	0	0	0	0	1	0	5
24	Miller, Cameron	*	0-4	0-1	0-0	3	0	3	1	0	1	0	0	0	10
	Team					0	1	1							
	Totals		11-24	2-8	3-9	6	9	15	8	27	8	5	4	5	-

1st - FG %:	6-13	46.2%	2nd:	5-11	45.5%	Game:	11-24	45.8%
3FG %:	1-4	25.0%		1-4	25.0%		2-8	25.0%
FT %:	3-7	42.9%		0-2	0.0%		3-9	33.3%

Deadball Rebounds
2

Officials:
Technical fouls: Pickett Co.-TEAM. MAHS-Smith, Robert.
Attendance:

Score by periods	1st	2nd	3rd	4th	Total
Pickett Co.	6	11	0	0	17
MAHS	16	11	0	0	27

Points	In Paint	Off T/O	2nd Chance	Fast Break	Bench
PICKETT	4	8	3	2	0
MAHS	12	12	3	8	7

Last FG - PICKETT 2nd-03:15, MAHS 2nd-01:13.
Largest lead - PICKETT by 1 1st-03:57, MAHS by 17 2nd-05:32.
PICKETT led for 01:03. MAHS led for 29:23. Game was tied for -6:-26.

Score tied - 0 times.
Lead changed - 4 times.

Official Basketball Box Score -- Thru 3rd Period
Pickett Co. vs MAHS
3/19/21 11:30 AM at Murfreesboro, TN (Murphy Center)

Pickett Co. 34 • 22-9

##	Player		Total FG-FGA	3-Ptr FG-FGA	FT-FTA	Rebounds Off	Def	Tot	PF	TP	A	TO	Blk	Stl	Min
01	Copeland, Slayde	*	0-2	0-0	0-0	1	3	4	3	0	0	1	3	0	21
03	Amonett, Will	*	4-7	2-4	1-2	2	1	3	3	11	2	6	0	0	24
05	Anderson, Dylan		0-0	0-0	0-0	0	0	0	0	0	0	0	0	0	0+
15	Amonett, Zach	*	5-13	2-7	1-2	0	2	2	3	13	0	2	0	0	23
23	Lowhorn, Caleb	*	0-1	0-0	2-2	2	1	3	4	2	0	2	0	0	20
34	Wattenbarger, Hunter	*	2-7	1-3	3-4	2	6	8	1	8	3	3	0	2	24
35	Wattenbarger, Heath		0-0	0-0	0-0	0	0	0	0	0	0	0	0	0	6
	Team					0	1	1	1			1			
	Totals		11-30	5-14	7-10	7	14	21	15	34	5	15	3	2	-

1st - FG %:	2-11	18.2%	2nd:	3-7	42.9%	3rd:	6-12	50.0%	Game:	11-30	36.7%
3FG %:	1-4	25.0%		1-4	25.0%		3-6	50.0%		5-14	35.7%
FT %:	1-2	50.0%		4-4	100.0%		2-4	50.0%		7-10	70.0%

Deadball Rebounds
2

MAHS 47 • 16-7

##	Player		Total FG-FGA	3-Ptr FG-FGA	FT-FTA	Rebounds Off	Def	Tot	PF	TP	A	TO	Blk	Stl	Min
00	Young, Keyonte	*	2-5	1-4	3-4	0	1	1	2	8	3	1	0	2	24
01	Smith, Robert		0-1	0-0	1-2	0	1	1	2	1	0	4	1	1	10
03	Suttle, Avionne	*	2-4	0-0	0-1	0	2	2	3	4	1	1	0	2	15
05	Jackson, Devin		2-2	1-1	0-2	0	0	0	2	5	1	0	0	0	7
10	Woods, Dylan	*	9-13	2-3	0-0	2	4	6	2	20	2	2	2	0	24
11	Shaw, Geoffrey		1-2	0-1	1-2	0	2	2	3	3	3	1	1	2	15
12	Ducksworth, Kendal	*	0-1	0-0	0-0	1	1	2	0	0	0	0	1	0	5
24	Miller, Cameron	*	2-6	0-1	2-2	3	1	4	1	6	4	0	0	1	18
	Team					0	1	1							
	Totals		18-34	4-10	7-13	6	13	19	15	47	14	9	5	8	-

1st - FG %:	6-13	46.2%	2nd:	5-11	45.5%	3rd:	7-10	70.0%	Game:	18-34	52.9%
3FG %:	1-4	25.0%		1-4	25.0%		2-2	100.0%		4-10	40.0%
FT %:	3-7	42.9%		0-2	0.0%		4-4	100.0%		7-13	53.8%

Deadball Rebounds
2

Officials:
Technical fouls: Pickett Co.-Amonett, Will; TEAM. MAHS-Smith, Robert.
Attendance:

Score by periods	1st	2nd	3rd	4th	Total
Pickett Co.	6	11	17	0	34
MAHS	16	11	20	0	47

Points	In Paint	Off T/O	2nd Chance	Fast Break	Bench
PICKETT	10	13	8	4	0
MAHS	20	18	3	14	9

Last FG - PICKETT 3rd-01:44, MAHS 3rd-00:12.
Largest lead - PICKETT by 1 1st-03:57, MAHS by 17 2nd-05:32.
PICKETT led for 01:03. MAHS led for 29:13. Game was tied for -6:-26.

Score tied - 0 times.
Lead changed - 4 times.

2005 Class A State Boys' Basketball Tournament

March 16 - March 19, 2005 · Murphy Center - MTSU - Murfreesboro, TN

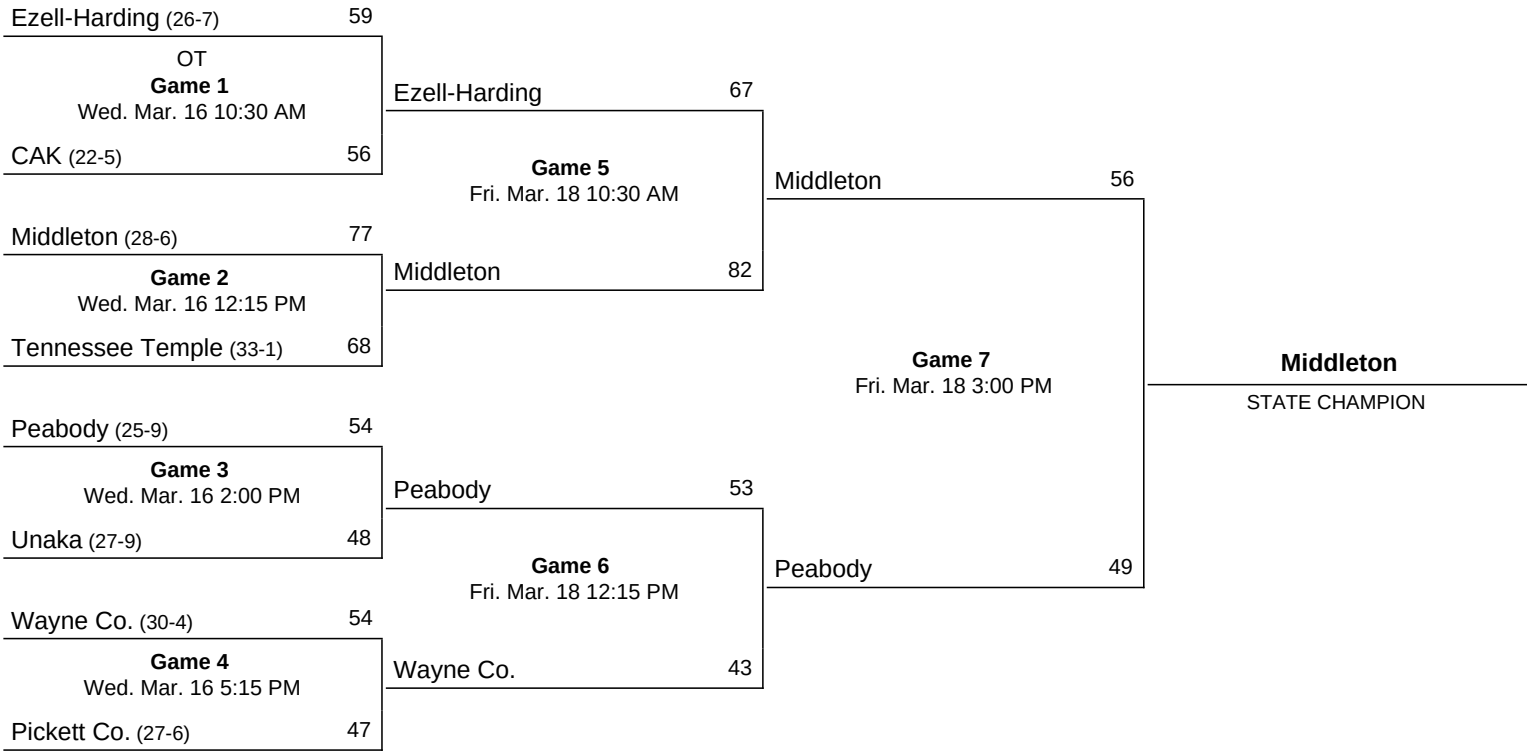

Official Basketball Box Score
Pickett County vs Wayne County
03/16/05 5:15 p.m. at Murphy Center, Murfreesboro, TN

VISITORS: Pickett County 27-7

##	Player Name		TOT-FG FG-FGA	3-PT FG-FGA	FT-FTA	REBOUNDS OF	DE	TOT	PF	TP	A	TO	BLK	S	MIN
00	Staton, Lance.....	*	1-2	0-0	0-0	0	1	1	4	2	0	2	0	1	22
01	Wright, Josh.....	*	3-9	1-4	2-2	1	2	3	3	9	1	3	1	1	23
02	Mason, Lance.....	*	2-4	1-2	2-2	0	2	2	3	7	3	3	0	3	32
23	Bailey, Joseph.....	*	6-17	3-10	2-4	0	7	7	3	17	2	5	1	4	30
30	Groce, Nathan.....	*	0-5	0-2	4-6	1	1	2	3	4	1	0	0	0	21
10	Wright, Jacob.....		1-3	0-1	2-2	0	0	0	5	4	1	1	0	0	21
34	Roddy, Brett.....		2-4	0-0	0-0	1	1	2	1	4	0	0	0	0	11
	TEAM.....					2		2							
	Totals.....		15-44	5-19	12-16	5	14	19	22	47	8	14	2	9	160

TOTAL FG% 1st Half: 4-19 21.1% 2nd Half: 11-25 44.0% Game: 34.1% DEADB
3-Pt. FG% 1st Half: 1-10 10.0% 2nd Half: 4-9 44.4% Game: 26.3% REBS
F Throw % 1st Half: 6-8 75.0% 2nd Half: 6-8 75.0% Game: 75.0% 2

HOME TEAM: Wayne County 31-4

##	Player Name		TOT-FG FG-FGA	3-PT FG-FGA	FT-FTA	REBOUNDS OF	DE	TOT	PF	TP	A	TO	BLK	S	MIN
03	Hammack, C.J.....	*	3-5	0-0	1-1	1	3	4	3	7	4	2	0	2	31
05	Ruddle, Joseph.....	*	3-5	0-0	5-11	1	4	5	2	11	1	5	1	1	29
12	Nutt, Lance.....	*	2-5	0-2	2-4	1	5	6	2	6	5	8	0	0	26
24	Doyle, Daniel.....	*	4-5	0-0	2-3	0	6	6	4	10	1	4	0	3	14
32	Bryant, Justin.....	*	4-8	3-5	7-10	0	2	2	3	18	0	3	1	0	32
10	Beckham, Andy.....		0-1	0-1	0-0	0	2	2	0	0	1	0	0	1	12
44	Hammonds, David.....		1-1	0-0	0-0	1	4	5	1	2	0	1	0	0	16
	TEAM.....														
	Totals.....		17-30	3-8	17-29	4	26	30	15	54	12	23	2	7	160

TOTAL FG% 1st Half: 8-13 61.5% 2nd Half: 9-17 52.9% Game: 56.7% DEADB
3-Pt. FG% 1st Half: 2-4 50.0% 2nd Half: 1-4 25.0% Game: 37.5% REBS
F Throw % 1st Half: 6-9 66.7% 2nd Half: 11-20 55.0% Game: 58.6% 7

Officials: Rob Schott, Charles Freeman, Greg Porter
Technical fouls: Pickett County-TEAM. Wayne County-None.
Attendance:

Score by Periods	1st	2nd	3rd	4th		Total
Pickett County.....	8	7	14	18	-	47
Wayne County.....	12	12	8	22	-	54

Newspaper Box Score
Pickett County vs Wayne County
03/16/05 5:15 p.m. at Murphy Center, Murfreesboro, TN
At Murphy Center, Murfreesboro, TN
WAYNE COUNTY 54, PICKETT COUNTY 47
PICKETT COUNTY (27-7)
Bailey, Joseph 6-17 2-4 17; Wright, Josh 3-9 2-2 9; Mason, Lance 2-4 2-2 7; Groce, Nathan 0-5 4-6 4; Roddy, Brett 2-4 0-0 4; Wright, Jacob 1-3 2-2 4; Staton, Lance 1-2 0-0 2. Totals 15-44 12-16 47.
WAYNE COUNTY (31-4)
Bryant, Justin 4-8 7-10 18; Ruddle, Joseph 3-5 5-11 11; Doyle, Daniel 4-5 2-3 10; Hammack, C.J. 3-5 1-1 7; Nutt, Lance 2-5 2-4 6; Hammonds, David 1-1 0-0 2; Beckham, Andy 0-1 0-0 0. Totals 17-30 17-29 54.

Pickett County.....	8	7	14	18	-	47
Wayne County.....	12	12	8	22	-	54

3-point goals-Pickett County 5-19 (Bailey, Joseph 3-10; Mason, Lance 1-2; Wright, Josh 1-4; Wright, Jacob 0-1; Groce, Nathan 0-2), Wayne County 3-8 (Bryant, Justin 3-5; Nutt, Lance 0-2; Beckham, Andy 0-1). Fouled out--Pickett County-Wright, Jacob, Wayne County-None. Rebounds-Pickett County 19 (Bailey, Joseph 7), Wayne County 30 (Nutt, Lance 6; Doyle, Daniel 6). Assists-Pickett County 8 (Mason, Lance 3), Wayne County 12 (Nutt, Lance 5). Total fouls-Pickett County 22, Wayne County 15.

Play-By-Play
Pickett County vs Wayne County
03/16/05 5:15 p.m. at Murphy Center, Murfreesboro, TN

1st PERIOD Play-by-Play (Page 1)

HOME TEAM: Wayne County	TIME	SCORE	MAR	VISITORS: Pickett County
TURNOVR by Doyle, Daniel	07:48			
	07:30			MISSED 3 PTR by Bailey, Joseph
REBOUND (DEF) by Doyle, Daniel	07:30			
TURNOVR by Hammack, C.J.	07:04			
	07:03			STEAL by Bailey, Joseph
	06:52			TURNOVR by Bailey, Joseph
STEAL by Doyle, Daniel	06:49			
GOOD! JUMPER by Doyle, Daniel [PNT]	06:37	2-0	H 2	
ASSIST by Nutt, Lance	06:37			
	06:21			MISSED JUMPER by Wright, Josh
REBOUND (DEF) by Doyle, Daniel	06:21			
MISSED 3 PTR by Nutt, Lance	06:11			
	06:11			REBOUND (DEF) by Mason, Lance
	06:02			MISSED 3 PTR by Groce, Nathan
REBOUND (DEF) by Nutt, Lance	06:02			
TURNOVR by Nutt, Lance	05:56			
	05:55			STEAL by Mason, Lance
	05:50			TURNOVR by Wright, Josh
STEAL by Doyle, Daniel	05:48			
GOOD! JUMPER by Ruddle, Joseph [PNT]	05:29	4-0	H 4	
ASSIST by Doyle, Daniel	05:29			
	05:10			MISSED JUMPER by Staton, Lance
REBOUND (DEF) by Ruddle, Joseph	05:10			
	04:54			FOUL by Staton, Lance
MISSED JUMPER by Bryant, Justin	04:51			
	04:51			REBOUND (DEF) by Bailey, Joseph
FOUL by Bryant, Justin	04:44			
	04:44			MISSED FT SHOT by Groce, Nathan
	04:44			REBOUND (OFF) by (DEADBALL)
	04:44	4-1	H 3	GOOD! FT SHOT by Groce, Nathan
MISSED JUMPER by Bryant, Justin	04:38			
REBOUND (OFF) by Ruddle, Joseph	04:38			
MISSED JUMPER by Ruddle, Joseph	04:34			
REBOUND (OFF) by Hammack, C.J.	04:34			
GOOD! JUMPER by Doyle, Daniel [PNT]	04:27	6-1	H 5	
ASSIST by Nutt, Lance	04:27			
FOUL by Hammack, C.J.	04:16			
	04:16	6-2	H 4	GOOD! FT SHOT by Bailey, Joseph
	04:16			MISSED FT SHOT by Bailey, Joseph
	04:16			REBOUND (OFF) by Wright, Josh
	04:04			TURNOVR by Staton, Lance
GOOD! 3 PTR by Bryant, Justin	03:55	9-2	H 7	
ASSIST by Nutt, Lance	03:55			
	03:50			TIMEOUT 30sec
FOUL by Doyle, Daniel	03:36			
	03:36	9-3	H 6	GOOD! FT SHOT by Wright, Josh
	03:36	9-4	H 5	GOOD! FT SHOT by Wright, Josh
FOUL by Doyle, Daniel	03:24			
TURNOVR by Doyle, Daniel	03:24			
	03:11			FOUL by Bailey, Joseph
	03:11			TURNOVR by Bailey, Joseph
TURNOVR by Nutt, Lance	02:58			
	02:44			MISSED 3 PTR by Bailey, Joseph
	02:44			REBOUND (OFF) by (TEAM)
	02:12			MISSED 3 PTR by Groce, Nathan
REBOUND (DEF) by Ruddle, Joseph	02:12			
	02:02			FOUL by Staton, Lance
GOOD! FT SHOT by Bryant, Justin	02:02	10-4	H 6	
GOOD! FT SHOT by Bryant, Justin	02:02	11-4	H 7	
	01:51			MISSED JUMPER by Mason, Lance
	01:51			REBOUND (OFF) by Groce, Nathan
FOUL by Nutt, Lance	01:51			
	01:48	11-6	H 5	GOOD! JUMPER by Bailey, Joseph [PNT]
	01:48			ASSIST by Mason, Lance
MISSED 3 PTR by Beckham, Andy	01:29			
	01:29			REBOUND (DEF) by Roddy, Brett

	01:13			MISSED 3 PTR by Mason, Lance
REBOUND (DEF) by Nutt, Lance	01:13			
	00:50			FOUL by Wright, Jacob
MISSED FT SHOT by Bryant, Justin	00:45			
REBOUND (OFF) by (DEADBALL)	00:45			
GOOD! FT SHOT by Bryant, Justin	00:45	12-6	H 6	
	00:01	12-8	H 4	GOOD! JUMPER by Bailey, Joseph

Wayne County 12, Pickett County 8

2nd PERIOD Play-by-Play (Page 1)

HOME TEAM: Wayne County	TIME	SCORE	MAR	VISITORS: Pickett County
	07:38			MISSED JUMPER by Roddy, Brett
REBOUND (DEF) by Beckham, Andy	07:38			
FOUL by Nutt, Lance	07:04			
TURNOVR by Nutt, Lance	07:04			
	06:54			TURNOVR by Mason, Lance
STEAL by Hammack, C.J.	06:52			
GOOD! LAYUP by Hammack, C.J. [FB/PNT]	06:49	14-8	H 6	
	06:35	14-10	H 4	GOOD! JUMPER by Roddy, Brett
	06:35			ASSIST by Bailey, Joseph
GOOD! JUMPER by Nutt, Lance	06:17	16-10	H 6	
	06:05			MISSED 3 PTR by Bailey, Joseph
REBOUND (DEF) by Ruddle, Joseph	06:05			
TIMEOUT 30sec	06:01			
TURNOVR by Ruddle, Joseph	05:52			
FOUL by Ruddle, Joseph	05:52			
	05:28			MISSED JUMPER by Wright, Josh
	05:28			REBOUND (OFF) by (TEAM)
	05:18			TURNOVR by Mason, Lance
TURNOVR by Ruddle, Joseph	05:03			
	04:33			TURNOVR by Bailey, Joseph
STEAL by Beckham, Andy	04:31			
	04:28			FOUL by Mason, Lance
MISSED FT SHOT by Ruddle, Joseph	04:28			
REBOUND (OFF) by (DEADBALL)	04:28			
GOOD! FT SHOT by Ruddle, Joseph	04:28	17-10	H 7	
	04:10			FOUL by Wright, Jacob
	04:10			TURNOVR by Wright, Jacob
TURNOVR by Bryant, Justin	04:00			
	03:45	17-13	H 4	GOOD! 3 PTR by Wright, Josh
	03:45			ASSIST by Groce, Nathan
GOOD! 3 PTR by Bryant, Justin	02:45	20-13	H 7	
ASSIST by Beckham, Andy	02:45			
	02:25			MISSED 3 PTR by Wright, Josh
REBOUND (DEF) by Hammonds, David	02:25			
	02:17			FOUL by Groce, Nathan
GOOD! FT SHOT by Ruddle, Joseph	02:17	21-13	H 8	
GOOD! FT SHOT by Ruddle, Joseph	02:17	22-13	H 9	
	01:46			MISSED JUMPER by Groce, Nathan
BLOCK by Bryant, Justin	01:46			
REBOUND (DEF) by Beckham, Andy	01:44			
TURNOVR by Hammack, C.J.	01:36			
FOUL by Hammack, C.J.	01:36			
	01:36	22-14	H 8	GOOD! FT SHOT by Groce, Nathan
	01:36	22-15	H 7	GOOD! FT SHOT by Groce, Nathan
TURNOVR by Bryant, Justin	01:32			
	01:19			MISSED 3 PTR by Bailey, Joseph
REBOUND (DEF) by Hammack, C.J.	01:19			
GOOD! JUMPER by Ruddle, Joseph	00:58	24-15	H 9	
ASSIST by Hammack, C.J.	00:58			
	00:58			FOUL by Groce, Nathan
MISSED FT SHOT by Ruddle, Joseph	00:58			
	00:58			REBOUND (DEF) by Wright, Josh
	00:05			MISSED 3 PTR by Wright, Josh
REBOUND (DEF) by Hammack, C.J.	00:05			

Wayne County 24, Pickett County 15

3rd PERIOD Play-by-Play (Page 1)

HOME TEAM: Wayne County	TIME	SCORE	MAR	VISITORS: Pickett County

	07:52	24-17	H 7	GOOD! JUMPER by Wright, Josh [PNT]
GOOD! JUMPER by Doyle, Daniel [PNT]	07:41	26-17	H 9	
ASSIST by Hammack, C.J.	07:41			
	07:31			MISSED LAYUP by Groce, Nathan
BLOCK by Ruddle, Joseph	07:31			
REBOUND (DEF) by Doyle, Daniel	07:29			
TURNOVR by Nutt, Lance	07:25			
	07:23			STEAL by Mason, Lance
	07:21			TURNOVR by Wright, Josh
	07:17			FOUL by Wright, Josh
TURNOVR by Nutt, Lance	07:05			
	07:04			STEAL by Staton, Lance
	06:58			TURNOVR by Staton, Lance
STEAL by Ruddle, Joseph	06:56			
TURNOVR by Doyle, Daniel	06:52			
	06:51			STEAL by Bailey, Joseph
	06:46			TURNOVR by Bailey, Joseph
MISSED 3 PTR by Bryant, Justin	06:34			
	06:34			REBOUND (DEF) by Staton, Lance
FOUL by Doyle, Daniel	06:32			
	06:01			MISSED JUMPER by Groce, Nathan
REBOUND (DEF) by Hammonds, David	06:01			
	05:40			FOUL by Bailey, Joseph
	05:39			FOUL by Wright, Josh
MISSED FT SHOT by Ruddle, Joseph	05:39			
REBOUND (OFF) by (DEADBALL)	05:39			
MISSED FT SHOT by Ruddle, Joseph	05:39			
	05:39			REBOUND (DEF) by Bailey, Joseph
	05:31	26-20	H 6	GOOD! 3 PTR by Mason, Lance
	05:31			ASSIST by Bailey, Joseph
MISSED JUMPER by Nutt, Lance	05:06			
	05:06			REBOUND (DEF) by Mason, Lance
	04:57	26-22	H 4	GOOD! JUMPER by Wright, Jacob
	04:57			ASSIST by Mason, Lance
TURNOVR by Ruddle, Joseph	04:26			
	04:20			MISSED 3 PTR by Wright, Jacob
REBOUND (DEF) by Ruddle, Joseph	04:20			
GOOD! LAYUP by Hammack, C.J. [PNT]	04:09	28-22	H 6	
ASSIST by Nutt, Lance	04:09			
	04:09			FOUL by Roddy, Brett
GOOD! FT SHOT by Hammack, C.J.	04:09	29-22	H 7	
	03:54			MISSED 3 PTR by Bailey, Joseph
REBOUND (DEF) by Hammonds, David	03:54			
	03:52			FOUL by Staton, Lance
MISSED JUMPER by Ruddle, Joseph	03:37			
REBOUND (OFF) by Hammonds, David	03:37			
GOOD! JUMPER by Hammonds, David [PNT]	03:33	31-22	H 9	
	03:16	31-24	H 7	GOOD! JUMPER by Roddy, Brett [PNT]
	03:16			ASSIST by Wright, Jacob
	02:54			FOUL by Mason, Lance
MISSED FT SHOT by Ruddle, Joseph	02:54			
REBOUND (OFF) by (DEADBALL)	02:54			
MISSED FT SHOT by Ruddle, Joseph	02:54			
	02:54			REBOUND (DEF) by Bailey, Joseph
	02:46	31-26	H 5	GOOD! LAYUP by Bailey, Joseph [PNT]
TURNOVR by Ruddle, Joseph	02:29			
	01:54			FOUL TECHNCL by the bench
GOOD! FT SHOT by Bryant, Justin	01:54	32-26	H 6	
MISSED FT SHOT by Bryant, Justin	01:54			
REBOUND (OFF) by (DEADBALL)	01:54			
MISSED JUMPER by Hammack, C.J.	01:33			
	01:33			BLOCK by Bailey, Joseph
	01:31			REBOUND (DEF) by Bailey, Joseph
FOUL by Bryant, Justin	01:28			
	01:28			MISSED FT SHOT by Bailey, Joseph
	01:28			REBOUND (OFF) by (DEADBALL)
	01:28	32-27	H 5	GOOD! FT SHOT by Bailey, Joseph
FOUL by Hammonds, David	01:10			
TURNOVR by Hammonds, David	01:10			
FOUL by Hammack, C.J.	00:52			
	00:36			MISSED JUMPER by Roddy, Brett
REBOUND (DEF) by Hammonds, David	00:36			
MISSED 3 PTR by Bryant, Justin	00:17			
	00:17			REBOUND (DEF) by Bailey, Joseph
	00:02	32-29	H 3	GOOD! JUMPER by Mason, Lance [PNT]

Wayne County 32, Pickett County 29

4th PERIOD Play-by-Play (Page 1)

HOME TEAM: Wayne County	TIME	SCORE	MAR	VISITORS: Pickett County
	07:51			FOUL by Wright, Josh
GOOD! FT SHOT by Nutt, Lance	07:51	33-29	H 4	
TIMEOUT 30sec	07:51			
GOOD! FT SHOT by Nutt, Lance	07:51	34-29	H 5	
	07:33			MISSED JUMPER by Bailey, Joseph
REBOUND (DEF) by Doyle, Daniel	07:33			
MISSED 3 PTR by Nutt, Lance	07:21			
	07:21			REBOUND (DEF) by Groce, Nathan
	07:04	34-31	H 3	GOOD! JUMPER by Staton, Lance [PNT]
	06:48			FOUL by Staton, Lance
GOOD! FT SHOT by Ruddle, Joseph	06:48	35-31	H 4	
GOOD! FT SHOT by Ruddle, Joseph	06:48	36-31	H 5	
	06:13			MISSED 3 PTR by Bailey, Joseph
	06:13			REBOUND (OFF) by Roddy, Brett
FOUL by Doyle, Daniel	06:06			
	06:06	36-32	H 4	GOOD! FT SHOT by Groce, Nathan
	06:06			MISSED FT SHOT by Groce, Nathan
REBOUND (DEF) by Bryant, Justin	06:06			
	05:55			FOUL by Mason, Lance
	05:55			TIMEOUT TEAM
MISSED FT SHOT by Bryant, Justin	05:55			
REBOUND (OFF) by (DEADBALL)	05:55			
GOOD! FT SHOT by Bryant, Justin	05:55	37-32	H 5	
FOUL by Ruddle, Joseph	05:43			
	05:43	37-33	H 4	GOOD! FT SHOT by Mason, Lance
	05:43	37-34	H 3	GOOD! FT SHOT by Mason, Lance
GOOD! JUMPER by Bryant, Justin	05:28	39-34	H 5	
	05:19			MISSED JUMPER by Wright, Jacob
REBOUND (DEF) by Bryant, Justin	05:19			
	05:16			FOUL by Wright, Jacob
GOOD! FT SHOT by Bryant, Justin	05:16	40-34	H 6	
GOOD! FT SHOT by Bryant, Justin	05:16	41-34	H 7	
	05:02			TURNOVR by Bailey, Joseph
	05:02			FOUL by Bailey, Joseph
TURNOVR by Nutt, Lance	04:58			
	04:43			MISSED JUMPER by Bailey, Joseph
REBOUND (DEF) by Nutt, Lance	04:43			
TURNOVR by Nutt, Lance	04:38			
	04:38			STEAL by Mason, Lance
	04:21	41-36	H 5	GOOD! JUMPER by Wright, Josh [PNT]
GOOD! JUMPER by Hammack, C.J. [PNT]	04:04	43-36	H 7	
ASSIST by Nutt, Lance	04:04			
TIMEOUT TEAM	04:00			
	03:48			TURNOVR by Wright, Josh
STEAL by Doyle, Daniel	03:47			
MISSED JUMPER by Doyle, Daniel	03:38			
	03:38			BLOCK by Wright, Josh
	03:37			REBOUND (DEF) by Wright, Josh
FOUL by Bryant, Justin	03:34			
	03:34	43-37	H 6	GOOD! FT SHOT by Wright, Jacob
	03:34	43-38	H 5	GOOD! FT SHOT by Wright, Jacob
GOOD! 3 PTR by Bryant, Justin	03:17	46-38	H 8	
ASSIST by Ruddle, Joseph	03:17			
	03:09	46-41	H 5	GOOD! 3 PTR by Bailey, Joseph
	03:09			ASSIST by Mason, Lance
TURNOVR by Nutt, Lance	02:59			
	02:58			STEAL by Bailey, Joseph
	02:56	46-44	H 2	GOOD! 3 PTR by Bailey, Joseph
TURNOVR by Ruddle, Joseph	02:42			
	02:41			STEAL by Wright, Josh
	02:38	46-47	V 1	GOOD! 3 PTR by Bailey, Joseph
	02:38			ASSIST by Wright, Josh
TIMEOUT TEAM	02:34			
GOOD! JUMPER by Nutt, Lance	02:02	48-47	H 1	
	01:42			MISSED 3 PTR by Wright, Josh
REBOUND (DEF) by Nutt, Lance	01:42			
GOOD! LAYUP by Ruddle, Joseph [PNT]	01:29	50-47	H 3	
ASSIST by Hammack, C.J.	01:29			

	01:11		MISSED JUMPER by Wright, Josh
REBOUND (DEF) by Hammack, C.J.	01:11		
TURNOVR by Doyle, Daniel	01:04		
	01:04		TIMEOUT TEAM
	00:50		TURNOVR by Mason, Lance
STEAL by Hammack, C.J.	00:48		
	00:47		FOUL by Wright, Jacob
MISSED FT SHOT by Nutt, Lance	00:47		
REBOUND (OFF) by (DEADBALL)	00:47		
MISSED FT SHOT by Nutt, Lance	00:47		
	00:47		REBOUND (DEF) by Bailey, Joseph
	00:37		MISSED JUMPER by Bailey, Joseph
REBOUND (DEF) by Doyle, Daniel	00:37		
MISSED JUMPER by Hammack, C.J.	00:28		
REBOUND (OFF) by Nutt, Lance	00:28		
GOOD! JUMPER by Doyle, Daniel [PNT]	00:22	52-47 H 5	
ASSIST by Hammack, C.J.	00:22		
	00:22		FOUL by Wright, Jacob
	00:22		TIMEOUT TEAM
GOOD! FT SHOT by Doyle, Daniel	00:22	53-47 H 6	
	00:17		MISSED JUMPER by Bailey, Joseph
REBOUND (DEF) by Doyle, Daniel	00:17		
	00:14		FOUL by Groce, Nathan
GOOD! FT SHOT by Doyle, Daniel	00:14	54-47 H 7	
MISSED FT SHOT by Doyle, Daniel	00:14		
	00:14		REBOUND (DEF) by Bailey, Joseph
	00:09		MISSED 3 PTR by Bailey, Joseph
REBOUND (DEF) by Nutt, Lance	00:09		
TURNOVR by Bryant, Justin	00:00		
	00:00		STEAL by Bailey, Joseph

Wayne County 54, Pickett County 47

Official Basketball Box Score -- 1st Half
Pickett County vs Wayne County
03/16/05 5:15 p.m. at Murphy Center, Murfreesboro, TN

VISITORS: Pickett County 27-7

##	Player Name		TOT-FG FG-FGA	3-PT FG-FGA	FT-FTA	REBOUNDS OF	DE	TOT	PF	TP	A	TO	BLK	S	MIN
00	Staton, Lance.....	*	0-1	0-0	0-0	0	0	0	2	0	0	1	0	0	12
01	Wright, Josh.....	*	1-5	1-3	2-2	1	1	2	0	5	0	1	0	0	16
02	Mason, Lance.....	*	0-2	0-1	0-0	0	1	1	1	0	1	2	0	1	16
23	Bailey, Joseph.....	*	2-6	0-4	1-2	0	1	1	1	5	1	3	0	1	14
30	Groce, Nathan.....	*	0-3	0-2	3-4	1	0	1	2	3	1	0	0	0	12
10	Wright, Jacob.....		0-0	0-0	0-0	0	0	0	2	0	0	1	0	0	8
34	Roddy, Brett.....		1-2	0-0	0-0	0	1	1	0	2	0	0	0	0	2
	TEAM.....					2		2							
	Totals.....		4-19	1-10	6-8	4	4	8	8	15	3	8	0	2	80

TOTAL FG% 1st Half: 4-19 21.1%
3-Pt. FG% 1st Half: 1-10 10.0%
F Throw % 1st Half: 6-8 75.0%

HOME TEAM: Wayne County 31-4

##	Player Name		TOT-FG FG-FGA	3-PT FG-FGA	FT-FTA	REBOUNDS OF	DE	TOT	PF	TP	A	TO	BLK	S	MIN
03	Hammack, C.J.....	*	1-1	0-0	0-0	1	2	3	2	2	1	2	0	1	15
05	Ruddle, Joseph.....	*	2-3	0-0	3-5	1	3	4	1	7	0	2	0	0	15
12	Nutt, Lance.....	*	1-2	0-1	0-0	0	2	2	2	2	3	3	0	0	10
24	Doyle, Daniel.....	*	2-2	0-0	0-0	0	2	2	2	4	1	2	0	2	5
32	Bryant, Justin.....	*	2-4	2-2	3-4	0	0	0	1	9	0	2	1	0	16
10	Beckham, Andy.....		0-1	0-1	0-0	0	2	2	0	0	1	0	0	1	10
44	Hammonds, David.....		0-0	0-0	0-0	0	1	1	0	0	0	0	0	0	9
	TEAM.....														
	Totals.....		8-13	2-4	6-9	2	12	14	8	24	6	11	1	4	80

TOTAL FG% 1st Half: 8-13 61.5%
3-Pt. FG% 1st Half: 2-4 50.0%
F Throw % 1st Half: 6-9 66.7%

Officials: Rob Schott, Charles Freeman, Greg Porter
Technical fouls: Pickett County-None. Wayne County-None.
Attendance:

Score by Periods	1st	2nd
Pickett County.....	8	7
Wayne County.....	12	12

Official Basketball Box Score -- 2nd Half
Pickett County vs Wayne County
03/16/05 5:15 p.m. at Murphy Center, Murfreesboro, TN

VISITORS: Pickett County 27-7

##	Player Name		TOT-FG FG-FGA	3-PT FG-FGA	FT-FTA	REBOUNDS OF	DE	TOT	PF	TP	A	TO	BLK	S	MIN
00	Staton, Lance.....	*	1-1	0-0	0-0	0	1	1	2	2	0	1	0	1	10
01	Wright, Josh.....	*	2-4	0-1	0-0	0	1	1	3	4	1	2	1	1	7
02	Mason, Lance.....	*	2-2	1-1	2-2	0	1	1	2	7	2	1	0	2	16
23	Bailey, Joseph.....	*	4-11	3-6	1-2	0	6	6	2	12	1	2	1	3	16
30	Groce, Nathan.....	*	0-2	0-0	1-2	0	1	1	1	1	0	0	0	0	9
10	Wright, Jacob.....		1-3	0-1	2-2	0	0	0	3	4	1	0	0	0	13
34	Roddy, Brett.....		1-2	0-0	0-0	1	0	1	1	2	0	0	0	0	9
	TEAM.....														
	Totals.....		11-25	4-9	6-8	1	10	11	14	32	5	6	2	7	80

TOTAL FG% 1st Half: 4-19 21.1% 2nd Half: 11-25 44.0% Game: 34.1%
3-Pt. FG% 1st Half: 1-10 10.0% 2nd Half: 4-9 44.4% Game: 26.3%
F Throw % 1st Half: 6-8 75.0% 2nd Half: 6-8 75.0% Game: 75.0%

HOME TEAM: Wayne County 31-4

##	Player Name		TOT-FG FG-FGA	3-PT FG-FGA	FT-FTA	REBOUNDS OF	DE	TOT	PF	TP	A	TO	BLK	S	MIN
03	Hammack, C.J.....	*	2-4	0-0	1-1	0	1	1	1	5	3	0	0	1	16
05	Ruddle, Joseph.....	*	1-2	0-0	2-6	0	1	1	1	4	1	3	1	1	14
12	Nutt, Lance.....	*	1-3	0-1	2-4	1	3	4	0	4	2	5	0	0	16
24	Doyle, Daniel.....	*	2-3	0-0	2-3	0	4	4	2	6	0	2	0	1	9
32	Bryant, Justin.....	*	2-4	1-3	4-6	0	2	2	2	9	0	1	0	0	16
10	Beckham, Andy.....		0-0	0-0	0-0	0	0	0	0	0	0	0	0	0	2
44	Hammonds, David.....		1-1	0-0	0-0	1	3	4	1	2	0	1	0	0	7
	TEAM.....														
	Totals.....		9-17	1-4	11-20	2	14	16	7	30	6	12	1	3	80

TOTAL FG% 1st Half: 8-13 61.5% 2nd Half: 9-17 52.9% Game: 56.7%
3-Pt. FG% 1st Half: 2-4 50.0% 2nd Half: 1-4 25.0% Game: 37.5%
F Throw % 1st Half: 6-9 66.7% 2nd Half: 11-20 55.0% Game: 58.6%

Officials: Rob Schott, Charles Freeman, Greg Porter
Technical fouls: Pickett County-TEAM. Wayne County-None.
Attendance:

Score by Periods	1st	2nd	3rd	4th
Pickett County.....	8	7	14	18
Wayne County.....	12	12	8	22

Pickett County vs Wayne County (03/16/05 - Period 4 00:00)

POINTS OFF TURNOVERS	1	2	3	4	-	Tot
Pickett County.....	0	5	0	8	-	13
Wayne County.....	7	3	0	0	-	10

POINTS IN PAINT	1	2	3	4	-	Tot
Pickett County.....	2	0	8	4	-	14
Wayne County.....	6	2	6	6	-	20

2ND CHANCE POINTS	1	2	3	4	-	Tot
Pickett County.....	2	0	0	1	-	3
Wayne County.....	2	0	2	3	-	7

FAST BREAK POINTS	1	2	3	4	-	Tot
Pickett County.....	0	0	0	0	-	0
Wayne County.....	0	2	0	0	-	2

BENCH POINTS	1	2	3	4	-	Tot
Pickett County.....	0	2	4	2	-	8
Wayne County.....	0	0	2	0	-	2

SCORE TIED BY	1	2	3	4	-	Tot
Pickett County.....	0	0	0	0	-	0
Wayne County.....	0	0	0	0	-	0

LEAD GAINED BY	1	2	3	4	-	Tot
Pickett County.....	0	0	0	1	-	1
Wayne County.....	0	0	0	1	-	1

2002 Class A State Boys' Basketball Tournament

March 13 - March 16, 2002 · Murphy Center - MTSU - Murfreesboro, TN

Official Basketball Box Score -- GAME TOTALS -- FINAL STATISTICS
Halls Tigers vs Pickett Co. Bobcats
03-13-02 3:15 pm at Murfreesboro, TN

VISITORS: Halls Tigers 25-8

##	Player Name		TOT-FG FG-FGA	3-PT FG-FGA	FT-FTA	REBOUNDS OF	DE	TOT	PF	TP	A	TO	BLK	S	MIN
00	BROWN, Kingsley.....	*	6-20	0-5	5-6	1	2	3	0	17	6	3	0	3	15
04	STRAYHORN, Dane.....	*	7-13	1-4	4-5	4	1	5	4	19	1	3	0	0	16
10	DIXON, Brandon.....	*	2-4	0-1	0-0	3	5	8	2	4	1	1	0	2	14
11	SMITH, Courtney.....	*	9-12	0-0	4-5	2	8	10	2	22	0	3	0	3	16
34	DEWALT, Vincent.....	*	1-4	0-1	0-0	0	1	1	4	2	0	1	1	0	7
22	MCKINNEY, Marquez...		1-2	0-0	2-2	3	1	4	2	4	0	2	0	1	25
30	DEWALT, Brian.....		0-2	0-0	0-0	0	3	3	3	0	0	0	0	0	5
	TEAM.....					2	1	3							
	Totals.....		26-57	1-11	15-18	15	22	37	17	68	8	13	1	9	98

TOTAL FG% 1st Half: 16-35 45.7% 2nd Half: 10-22 45.5% Game: 45.6% DEADB
3-Pt. FG% 1st Half: 1-7 14.3% 2nd Half: 0-4 0.0% Game: 9.1% REBS
F Throw % 1st Half: 2-2 100 % 2nd Half: 13-16 81.3% Game: 83.3% 0

HOME TEAM: Pickett Co. Bobcats 30-5

##	Player Name		TOT-FG FG-FGA	3-PT FG-FGA	FT-FTA	REBOUNDS OF	DE	TOT	PF	TP	A	TO	BLK	S	MIN
03	MASON, Luke.....	*	0-0	0-0	0-0	0	1	1	1	0	0	1	0	0	9
14	WRIGHT, Justin.....	*	1-4	1-2	0-0	0	2	2	1	3	2	1	1	0	16
21	AARON, Nathan.....	*	8-21	4-11	2-2	4	2	6	3	22	2	4	0	1	10
22	BEATY, Lance.....	*	7-13	0-1	6-10	3	9	12	4	20	1	3	0	0	16
30	CROUCH, John.....	*	4-6	0-1	3-4	0	0	0	5	11	4	5	0	1	9
01	GROCE, Nathan.....		0-0	0-0	0-0	0	0	0	0	0	0	0	0	0	0+
12	MASON, Lance.....		1-2	0-0	0-1	1	2	3	2	2	3	2	0	0	11
20	WRIGHT, Josh.....		2-3	0-0	0-0	0	2	2	4	4	2	0	0	5	23
	TEAM.....					1	1	2				1			
	Totals.....		23-49	5-15	11-17	9	19	28	20	62	14	17	1	7	94

TOTAL FG% 1st Half: 9-22 40.9% 2nd Half: 14-27 51.9% Game: 46.9% DEADB
3-Pt. FG% 1st Half: 2-6 33.3% 2nd Half: 3-9 33.3% Game: 33.3% REBS
F Throw % 1st Half: 8-10 80.0% 2nd Half: 3-7 42.9% Game: 64.7% 1

Officials:
Technical fouls: Halls Tigers-None. Pickett Co. Bobcats-None.
Attendance:

Score by Periods	1st	2nd	3rd	4th		Total
Halls Tigers.....	21	14	14	19	-	68
Pickett Co. Bobcats.....	12	16	13	21	-	62

Play-By-Play
Halls Tigers vs Pickett Co. Bobcats
03-13-02 3:15 pm at Murfreesboro, TN
1st PERIOD Play-by-Play (Page 1)

HOME TEAM: Pickett Co. Bobcats	TIME	SCORE	MAR	VISITORS: Halls Tigers
TURNOVR by AARON, Nathan	07:47			
	07:44			STEAL by DIXON, Brandon
	07:41	0-2	V 2	GOOD! JUMPER by SMITH, Courtney
	07:41			ASSIST by DIXON, Brandon
GOOD! 3 PTR by WRIGHT, Justin	07:33	3-2	H 1	
ASSIST by CROUCH, John	07:33			
	07:17	3-4	V 1	GOOD! JUMPER by STRAYHORN, Dane
GOOD! 3 PTR by AARON, Nathan	07:06	6-4	H 2	
ASSIST by WRIGHT, Justin	07:06			
	06:52			FOUL by STRAYHORN, Dane
	06:52			TURNOVR by STRAYHORN, Dane
MISSED 3 PTR by BEATY, Lance	06:50			
	06:50			REBOUND (DEF) by SMITH, Courtney
	06:50			MISSED JUMPER by BROWN, Kingsley
REBOUND (DEF) by BEATY, Lance	06:50			
	06:30	6-7	V 1	GOOD! 3 PTR by STRAYHORN, Dane
TURNOVR by CROUCH, John	06:30			
TURNOVR by MASON, Luke	06:21			
	06:20			MISSED JUMPER by SMITH, Courtney
	06:20			REBOUND (OFF) by STRAYHORN, Dane
	06:17			STEAL by SMITH, Courtney
	06:01	6-9	V 3	GOOD! JUMPER by DEWALT, Vincent
	06:01			ASSIST by BROWN, Kingsley
TURNOVR by BEATY, Lance	05:53			
	05:51			STEAL by BROWN, Kingsley
	05:46			MISSED JUMPER by BROWN, Kingsley
REBOUND (DEF) by MASON, Luke	05:46			
	05:32			FOUL by DEWALT, Vincent
MISSED JUMPER by BEATY, Lance	05:13			
	05:13			BLOCK by DEWALT, Vincent
REBOUND (OFF) by BEATY, Lance	05:05			
MISSED JUMPER by BEATY, Lance	05:00			
	05:00			REBOUND (DEF) by BROWN, Kingsley
	04:23	6-11	V 5	GOOD! JUMPER by DIXON, Brandon
TURNOVR by (TEAM)	04:18			
	04:12	6-13	V 7	GOOD! JUMPER by BROWN, Kingsley
TIMEOUT MEDIA	04:11			
TIMEOUT 30sec	04:11			
TURNOVR by BEATY, Lance	04:10			
	04:10			STEAL by BROWN, Kingsley
	04:10	6-15	V 9	GOOD! JUMPER by BROWN, Kingsley
TURNOVR by WRIGHT, Justin	04:01			
	03:57			STEAL by DIXON, Brandon
FOUL by MASON, Luke	03:48			
	03:48	6-17	V 11	GOOD! JUMPER by SMITH, Courtney
MISSED JUMPER by BEATY, Lance	03:48			
REBOUND (OFF) by BEATY, Lance	03:48			
GOOD! JUMPER by BEATY, Lance	03:48	8-17	V 9	
	03:48	8-19	V 11	GOOD! JUMPER by DIXON, Brandon
MISSED 3 PTR by AARON, Nathan	03:48			
REBOUND (OFF) by BEATY, Lance	03:48			
MISSED JUMPER by BEATY, Lance	03:48			
	03:48			REBOUND (DEF) by SMITH, Courtney
	03:48			MISSED 3 PTR by DEWALT, Vincent
REBOUND (DEF) by WRIGHT, Justin	03:48			
MISSED JUMPER by WRIGHT, Justin	03:48			

1st PERIOD Play-by-Play (Page 2)

HOME TEAM: Pickett Co. Bobcats	TIME	SCORE	MAR	VISITORS: Halls Tigers
	03:48			REBOUND (DEF) by SMITH, Courtney

	03:48			MISSED JUMPER by DEWALT, Vincent
	03:48			REBOUND (OFF) by STRAYHORN, Dane
	03:31			TURNOVR by STRAYHORN, Dane
STEAL by WRIGHT, Josh	03:29			
GOOD! JUMPER by BEATY, Lance	03:23	10-19	V 9	
	03:11			MISSED 3 PTR by DIXON, Brandon
REBOUND (DEF) by AARON, Nathan	03:11			
	03:03			FOUL by DEWALT, Vincent
MISSED FT SHOT by BEATY, Lance	03:03			
REBOUND (OFF) by (DEADBALL)	03:03			
MISSED FT SHOT by BEATY, Lance	03:03			
	03:03			REBOUND (DEF) by SMITH, Courtney
FOUL by CROUCH, John	01:10			
	00:57	10-21	V 11	GOOD! JUMPER by SMITH, Courtney
TIMEOUT 30sec	00:46			
	00:01			FOUL by SMITH, Courtney
GOOD! FT SHOT by BEATY, Lance	00:01	11-21	V 10	
GOOD! FT SHOT by BEATY, Lance	00:01	12-21	V 9	

Halls Tigers 21, Pickett Co. Bobcats 12

2nd PERIOD Play-by-Play (Page 1)

HOME TEAM: Pickett Co. Bobcats	TIME	SCORE	MAR	VISITORS: Halls Tigers
TURNOVR by AARON, Nathan	07:47			
	07:44			STEAL by MCKINNEY, Marquez
	07:38			MISSED 3 PTR by BROWN, Kingsley
	07:38			REBOUND (OFF) by SMITH, Courtney
	07:15			MISSED 3 PTR by STRAYHORN, Dane
	07:15			REBOUND (OFF) by STRAYHORN, Dane
	06:38	12-23	V 11	GOOD! JUMPER by BROWN, Kingsley
	06:25			FOUL by DEWALT, Vincent
	06:22			FOUL by MCKINNEY, Marquez
GOOD! FT SHOT by AARON, Nathan	06:22	13-23	V 10	
GOOD! FT SHOT by AARON, Nathan	06:22	14-23	V 9	
	06:12			MISSED JUMPER by STRAYHORN, Dane
BLOCK by WRIGHT, Justin	06:12			
	06:12			REBOUND (OFF) by (TEAM)
	06:03			TURNOVR by BROWN, Kingsley
STEAL by CROUCH, John	06:00			
	05:58			FOUL by DEWALT, Brian
GOOD! FT SHOT by CROUCH, John	05:58	15-23	V 8	
GOOD! FT SHOT by CROUCH, John	05:58	16-23	V 7	
	05:48	16-25	V 9	GOOD! JUMPER by STRAYHORN, Dane
TURNOVR by CROUCH, John	05:38			
	05:15			MISSED JUMPER by BROWN, Kingsley
REBOUND (DEF) by BEATY, Lance	05:15			
MISSED 3 PTR by AARON, Nathan	05:06			
	05:06			REBOUND (DEF) by DEWALT, Brian
	04:53			MISSED 3 PTR by STRAYHORN, Dane
	04:53			REBOUND (OFF) by MCKINNEY, Marquez
	04:43			MISSED JUMPER by DEWALT, Brian
	04:43			REBOUND (OFF) by DIXON, Brandon
	04:34			MISSED JUMPER by BROWN, Kingsley
	04:34			REBOUND (OFF) by BROWN, Kingsley
FOUL by CROUCH, John	04:30			
	04:27			MISSED JUMPER by DIXON, Brandon
REBOUND (DEF) by WRIGHT, Josh	04:27			
	04:22			FOUL by DIXON, Brandon
GOOD! FT SHOT by BEATY, Lance	04:22	17-25	V 8	
GOOD! FT SHOT by BEATY, Lance	04:22	18-25	V 7	
FOUL by WRIGHT, Josh	04:07			
	04:07			MISSED JUMPER by SMITH, Courtney
REBOUND (DEF) by BEATY, Lance	04:07			
TURNOVR by MASON, Lance	04:03			
	04:01			STEAL by BROWN, Kingsley
	03:58	18-27	V 9	GOOD! JUMPER by BROWN, Kingsley

MISSED 3 PTR by AARON, Nathan	03:50			
	03:50			REBOUND (DEF) by DIXON, Brandon
	03:43	18-29	V 11	GOOD! JUMPER by STRAYHORN, Dane
GOOD! JUMPER by MASON, Lance	03:24	20-29	V 9	
ASSIST by CROUCH, John	03:24			
	03:15			TURNOVR by SMITH, Courtney
STEAL by WRIGHT, Josh	03:14			
GOOD! JUMPER by AARON, Nathan	03:10	22-29	V 7	
	03:06			TURNOVR by STRAYHORN, Dane
STEAL by WRIGHT, Josh	03:03			
GOOD! JUMPER by CROUCH, John	03:01	24-29	V 5	
ASSIST by WRIGHT, Josh	03:01			
	02:48			MISSED 3 PTR by BROWN, Kingsley

2nd PERIOD Play-by-Play (Page 2)

HOME TEAM: Pickett Co. Bobcats	TIME	SCORE	MAR	VISITORS: Halls Tigers
REBOUND (DEF) by MASON, Lance	02:48			
MISSED JUMPER by AARON, Nathan	02:35			
	02:35			REBOUND (DEF) by DIXON, Brandon
FOUL by MASON, Lance	02:25			
	02:16	24-31	V 7	GOOD! JUMPER by BROWN, Kingsley
GOOD! JUMPER by WRIGHT, Josh	02:03	26-31	V 5	
ASSIST by AARON, Nathan	02:03			
	01:47			MISSED JUMPER by BROWN, Kingsley
REBOUND (DEF) by BEATY, Lance	01:47			
TURNOVR by BEATY, Lance	01:41			
	01:39			STEAL by SMITH, Courtney
	01:15			MISSED JUMPER by BROWN, Kingsley
	01:15			REBOUND (OFF) by MCKINNEY, Marquez
	01:10	26-33	V 7	GOOD! JUMPER by MCKINNEY, Marquez
MISSED JUMPER by AARON, Nathan	01:03			
REBOUND (OFF) by AARON, Nathan	01:03			
MISSED JUMPER by AARON, Nathan	00:59			
	00:59			REBOUND (DEF) by STRAYHORN, Dane
FOUL by AARON, Nathan	00:54			
	00:54	26-34	V 8	GOOD! FT SHOT by STRAYHORN, Dane
	00:54	26-35	V 9	GOOD! FT SHOT by STRAYHORN, Dane
TURNOVR by CROUCH, John	00:34			
	00:28			TURNOVR by MCKINNEY, Marquez
STEAL by AARON, Nathan	00:26			
GOOD! JUMPER by CROUCH, John	00:23	28-35	V 7	
ASSIST by AARON, Nathan	00:23			
	00:08			MISSED JUMPER by STRAYHORN, Dane
REBOUND (DEF) by WRIGHT, Justin	00:08			
MISSED JUMPER by CROUCH, John	00:02			
	00:02			REBOUND (DEF) by SMITH, Courtney

Halls Tigers 35, Pickett Co. Bobcats 28

3rd PERIOD Play-by-Play (Page 1)

HOME TEAM: Pickett Co. Bobcats	TIME	SCORE	MAR	VISITORS: Halls Tigers
	07:52			MISSED JUMPER by DEWALT, Vincent
REBOUND (DEF) by BEATY, Lance	07:52			
MISSED 3 PTR by AARON, Nathan	07:35			
	07:35			REBOUND (DEF) by (TEAM)
	07:00			MISSED JUMPER by BROWN, Kingsley
	07:00			REBOUND (OFF) by DIXON, Brandon
	06:49			FOUL by DEWALT, Vincent
	06:49			TURNOVR by DEWALT, Vincent
	06:36			FOUL by SMITH, Courtney
MISSED 3 PTR by CROUCH, John	06:19			
	06:19			REBOUND (DEF) by DIXON, Brandon
	05:58			MISSED 3 PTR by BROWN, Kingsley
REBOUND (DEF) by BEATY, Lance	05:58			
GOOD! JUMPER by CROUCH, John	05:43	30-35	V 5	
ASSIST by BEATY, Lance	05:43			

	05:31	30-37	V 7	GOOD! JUMPER by SMITH, Courtney
	05:31			ASSIST by BROWN, Kingsley
MISSED 3 PTR by WRIGHT, Justin	05:20			
	05:20			REBOUND (DEF) by DIXON, Brandon
	05:11			MISSED 3 PTR by STRAYHORN, Dane
REBOUND (DEF) by BEATY, Lance	05:11			
MISSED JUMPER by WRIGHT, Justin	05:03			
REBOUND (OFF) by AARON, Nathan	05:03			
GOOD! JUMPER by BEATY, Lance	04:52	32-37	V 5	
	04:26	32-39	V 7	GOOD! JUMPER by BROWN, Kingsley
MISSED JUMPER by BEATY, Lance	04:10			
REBOUND (OFF) by (TEAM)	04:10			
GOOD! JUMPER by BEATY, Lance	04:03	34-39	V 5	
ASSIST by CROUCH, John	04:03			
	03:50	34-41	V 7	GOOD! JUMPER by STRAYHORN, Dane
MISSED JUMPER by AARON, Nathan	03:43			
REBOUND (OFF) by AARON, Nathan	03:43			
GOOD! JUMPER by AARON, Nathan	03:40	36-41	V 5	
	03:30	36-43	V 7	GOOD! JUMPER by STRAYHORN, Dane
FOUL by BEATY, Lance	03:30			
	03:30	36-44	V 8	GOOD! FT SHOT by STRAYHORN, Dane
GOOD! JUMPER by BEATY, Lance	03:06	38-44	V 6	
ASSIST by CROUCH, John	03:06			
	03:06			FOUL by MCKINNEY, Marquez
MISSED FT SHOT by BEATY, Lance	03:06			
	03:06			REBOUND (DEF) by SMITH, Courtney
FOUL by WRIGHT, Josh	03:06			
FOUL by CROUCH, John	03:01			
	02:53			MISSED JUMPER by SMITH, Courtney
	02:53			REBOUND (OFF) by DIXON, Brandon
	02:13	38-46	V 8	GOOD! JUMPER by STRAYHORN, Dane
	02:13			ASSIST by BROWN, Kingsley
	02:01			FOUL by DEWALT, Brian
GOOD! FT SHOT by CROUCH, John	02:01	39-46	V 7	
MISSED FT SHOT by CROUCH, John	02:01			
	02:01			REBOUND (DEF) by DEWALT, Brian
	01:43	39-48	V 9	GOOD! JUMPER by SMITH, Courtney
	01:43			ASSIST by BROWN, Kingsley
FOUL by BEATY, Lance	01:43			
	01:43	39-49	V 10	GOOD! FT SHOT by SMITH, Courtney
MISSED 3 PTR by AARON, Nathan	01:31			

3rd PERIOD Play-by-Play (Page 2)

HOME TEAM: Pickett Co. Bobcats	TIME	SCORE	MAR	VISITORS: Halls Tigers
	01:31			REBOUND (DEF) by DEWALT, Brian
	01:13			MISSED JUMPER by DEWALT, Brian
REBOUND (DEF) by WRIGHT, Josh	01:13			
TURNOVR by AARON, Nathan	01:07			
	00:56			TURNOVR by BROWN, Kingsley
	00:56			FOUL by DEWALT, Brian
GOOD! JUMPER by CROUCH, John	00:29	41-49	V 8	
	00:00			MISSED 3 PTR by BROWN, Kingsley
	00:00			REBOUND (OFF) by SMITH, Courtney

Halls Tigers 49, Pickett Co. Bobcats 41

4th PERIOD Play-by-Play (Page 1)

HOME TEAM: Pickett Co. Bobcats	TIME	SCORE	MAR	VISITORS: Halls Tigers
	06:51	41-51	V 10	GOOD! JUMPER by SMITH, Courtney
MISSED 3 PTR by AARON, Nathan	06:39			
	06:39			REBOUND (DEF) by SMITH, Courtney
FOUL by CROUCH, John	06:30			
	06:30	41-52	V 11	GOOD! FT SHOT by STRAYHORN, Dane
	06:30			MISSED FT SHOT by STRAYHORN, Dane
REBOUND (DEF) by BEATY, Lance	06:30			

	06:22			FOUL by STRAYHORN, Dane
	06:11			FOUL by DIXON, Brandon
GOOD! FT SHOT by BEATY, Lance	06:11	42-52	V 10	
GOOD! FT SHOT by BEATY, Lance	06:11	43-52	V 9	
FOUL by BEATY, Lance	06:03			
	05:59			MISSED 3 PTR by BROWN, Kingsley
REBOUND (DEF) by (TEAM)	05:59			
FOUL by CROUCH, John	05:40			
TURNOVR by CROUCH, John	05:40			
	05:07	43-54	V 11	GOOD! JUMPER by SMITH, Courtney
	05:07			ASSIST by BROWN, Kingsley
MISSED JUMPER by MASON, Lance	04:47			
REBOUND (OFF) by MASON, Lance	04:47			
GOOD! 3 PTR by AARON, Nathan	04:42	46-54	V 8	
ASSIST by MASON, Lance	04:42			
TIMEOUT TEAM	04:35			
TURNOVR by CROUCH, John	07:55			
	07:37			TURNOVR by BROWN, Kingsley
STEAL by WRIGHT, Josh	07:37			
GOOD! JUMPER by WRIGHT, Josh	07:32	48-54	V 6	
	07:26			MISSED JUMPER by MCKINNEY, Marquez
	07:26			REBOUND (OFF) by MCKINNEY, Marquez
	07:26			TURNOVR by MCKINNEY, Marquez
GOOD! JUMPER by BEATY, Lance	07:09	50-54	V 4	
ASSIST by WRIGHT, Josh	07:09			
	04:17			TURNOVR by DIXON, Brandon
STEAL by WRIGHT, Josh	04:15			
MISSED JUMPER by WRIGHT, Josh	04:12			
	04:12			REBOUND (DEF) by MCKINNEY, Marquez
	04:05	50-56	V 6	GOOD! JUMPER by SMITH, Courtney
	04:05			ASSIST by STRAYHORN, Dane
MISSED JUMPER by AARON, Nathan	03:49			
	03:49			REBOUND (DEF) by DIXON, Brandon
	03:34			MISSED JUMPER by STRAYHORN, Dane
REBOUND (DEF) by MASON, Lance	03:34			
GOOD! JUMPER by BEATY, Lance	03:22	52-56	V 4	
ASSIST by WRIGHT, Justin	03:22			
	02:53			MISSED JUMPER by BROWN, Kingsley
REBOUND (DEF) by AARON, Nathan	02:53			
	02:31			FOUL by STRAYHORN, Dane
MISSED FT SHOT by MASON, Lance	02:31			
	02:31			REBOUND (DEF) by SMITH, Courtney
	02:31			TURNOVR by SMITH, Courtney
MISSED 3 PTR by AARON, Nathan	02:24			
	02:24			REBOUND (DEF) by BROWN, Kingsley
	02:19	52-58	V 6	GOOD! JUMPER by SMITH, Courtney
	02:19			ASSIST by BROWN, Kingsley
MISSED JUMPER by AARON, Nathan	02:08			
REBOUND (OFF) by AARON, Nathan	02:08			

4th PERIOD Play-by-Play (Page 2)

HOME TEAM: Pickett Co. Bobcats	TIME	SCORE	MAR	VISITORS: Halls Tigers
GOOD! JUMPER by AARON, Nathan	02:05	54-58	V 4	
	01:39			MISSED JUMPER by BROWN, Kingsley
REBOUND (DEF) by BEATY, Lance	01:39			
	01:39			FOUL by STRAYHORN, Dane
	01:39			TIMEOUT TEAM
MISSED FT SHOT by BEATY, Lance	01:39			
	01:39			REBOUND (DEF) by DEWALT, Vincent
FOUL by BEATY, Lance	01:28			
	01:28	54-59	V 5	GOOD! FT SHOT by MCKINNEY, Marquez
	01:28	54-60	V 6	GOOD! FT SHOT by MCKINNEY, Marquez
GOOD! 3 PTR by AARON, Nathan	01:16	57-60	V 3	
ASSIST by MASON, Lance	01:16			
FOUL by AARON, Nathan	00:45			
	00:45	57-61	V 4	GOOD! FT SHOT by SMITH, Courtney
	00:45			TIMEOUT 30sec

	00:45			MISSED FT SHOT by SMITH, Courtney
	00:45			REBOUND (OFF) by STRAYHORN, Dane
FOUL by WRIGHT, Josh	00:40			
	00:40	57-62	V 5	GOOD! FT SHOT by BROWN, Kingsley
	00:40			MISSED FT SHOT by BROWN, Kingsley
	00:40			REBOUND (OFF) by (TEAM)
FOUL by MASON, Lance	00:38			
	00:38	57-63	V 6	GOOD! FT SHOT by BROWN, Kingsley
	00:38	57-64	V 7	GOOD! FT SHOT by BROWN, Kingsley
FOUL by AARON, Nathan	00:30			
TURNOVR by AARON, Nathan	00:30			
TIMEOUT TEAM	00:30			
FOUL by WRIGHT, Josh	00:28			
	00:28	57-65	V 8	GOOD! FT SHOT by BROWN, Kingsley
	00:28	57-66	V 9	GOOD! FT SHOT by BROWN, Kingsley
TURNOVR by MASON, Lance	00:22			
	00:20			STEAL by SMITH, Courtney
FOUL by WRIGHT, Justin	00:19			
	00:19	57-67	V 10	GOOD! FT SHOT by SMITH, Courtney
	00:19	57-68	V 11	GOOD! FT SHOT by SMITH, Courtney
GOOD! 3 PTR by AARON, Nathan	00:12	60-68	V 8	
TIMEOUT TEAM	00:11			
	00:10			TURNOVR by SMITH, Courtney
GOOD! JUMPER by AARON, Nathan	00:05	62-68	V 6	
ASSIST by MASON, Lance	00:05			

Halls Tigers 68, Pickett Co. Bobcats 62

2001 Class A State Boys' Basketball Tournament

March 14 - March 17, 2001 · Murphy Center - MTSU - Murfreesboro, TN

Game 1
Wed. Mar. 14 10:00 AM

Chattanooga Christian (27-7)	62
USJ (23-7)	60

Game 2
Wed. Mar. 14 11:45 AM

Alcoa (27-6)	53
Hancock Co. (33-1)	49

Game 3
Wed. Mar. 14 1:30 PM

South Fulton (22-4)	75
Eagleville (28-3)	57

Game 4
Wed. Mar. 14 3:15 PM

Ezell-Harding (31-1)	71
Pickett Co. (29-1)	67

Game 5
Fri. Mar. 16 11:00 AM

Chattanooga Christian	49
Alcoa	47

Game 6
Fri. Mar. 16 12:45 PM

South Fulton	79
Ezell-Harding	100

Game 7
Sat. Mar. 17 3:00 PM

Chattanooga Christian	57
Ezell-Harding	54

Chattanooga Christian
STATE CHAMPION

Official Basketball Box Score -- GAME TOTALS -- FINAL STATISTICS
Ezell Harding Eagles vs Pickett County Bobcats
03/14/01 3:15 PM at Murphy Athletic Center

VISITORS: Ezell Harding Eagles 32-1

##	Player Name		TOT-FG FG-FGA	3-PT FG-FGA	FT-FTA	REBOUNDS OF	DE	TOT	PF	TP	A	TO	BLK	S	MIN
20	Davis, Erik.....	*	4-8	2-3	1-1	1	6	7	2	11	8	5	0	3	32
22	Blackburn, A.J.....	*	2-6	0-1	1-2	1	0	1	3	5	2	1	1	0	24
30	Owens, Antoine.....	*	2-3	0-0	2-6	1	8	9	3	6	2	2	1	2	31
35	Henderson, Austin...	*	3-8	2-6	2-2	0	6	6	1	10	1	2	0	0	32
44	Terrell, Julian.....	*	13-15	0-0	0-0	3	4	7	5	26	2	3	3	1	21
32	Shelly, J.P.....		3-5	3-5	4-4	0	2	2	3	13	3	2	0	0	20
	TEAM.....						3	3				1			
	Totals.....		27-45	7-15	10-15	6	29	35	17	71	18	16	5	6	160

TOTAL FG% 1st Half: 14-24 58.3% 2nd Half: 13-21 61.9% Game: 60.0% DEADB
3-Pt. FG% 1st Half: 5-8 62.5% 2nd Half: 2-7 28.6% Game: 46.7% REBS
F Throw % 1st Half: 6-9 66.7% 2nd Half: 4-6 66.7% Game: 66.7% 3

HOME TEAM: Pickett County Bobcats 30-2

##	Player Name		TOT-FG FG-FGA	3-PT FG-FGA	FT-FTA	REBOUNDS OF	DE	TOT	PF	TP	A	TO	BLK	S	MIN
10	Asberry, Adam.....	*	9-22	1-4	1-3	0	4	4	4	20	2	3	0	2	29
14	Asberry, Andy.....	*	3-8	1-2	1-2	1	3	4	4	8	3	1	0	0	32
20	Tompkins, Josh.....	*	1-2	1-1	2-2	1	0	1	2	5	0	3	0	0	18
21	Aaron, Nathan.....	*	9-17	6-8	3-3	2	4	6	3	27	1	2	0	3	32
30	Crouch, John.....	*	1-4	0-0	3-5	0	1	1	2	5	6	1	0	0	32
22	Beaty, Lance.....		1-1	0-0	0-0	0	2	2	2	2	0	0	0	1	17
44	Branham, James.....		0-1	0-0	0-0	0	0	0	0	0	0	0	0	0	0
	TEAM.....					2		2							
	Totals.....		24-55	9-15	10-15	6	14	20	17	67	12	10	0	6	160

TOTAL FG% 1st Half: 13-29 44.8% 2nd Half: 11-26 42.3% Game: 43.6% DEADB
3-Pt. FG% 1st Half: 6-9 66.7% 2nd Half: 3-6 50.0% Game: 60.0% REBS
F Throw % 1st Half: 6-7 85.7% 2nd Half: 4-8 50.0% Game: 66.7% 1

Officials:
Technical fouls: Ezell Harding Eagles-Terrell, Julian. Pickett County Bobcats-None.
Attendance:

Score by Periods	1st	2nd	3rd	4th		Total
Ezell Harding Eagles.....	16	23	16	16	-	71
Pickett County Bobcats.....	20	18	11	18	-	67

1st PERIOD Play-by-Play (Page 1)

HOME TEAM: Pickett County Bobcats	TIME	SCORE	MAR	VISITORS: Ezell Harding Eagles
	07:49			MISSED JUMPER by Terrell, Julian
	07:49			REBOUND (OFF) by Terrell, Julian
	07:46	0-2	V 2	GOOD! JUMPER by Terrell, Julian
MISSED JUMPER by Aaron, Nathan	07:30			
	07:30			REBOUND (DEF) by Davis, Erik
	07:25	0-4	V 4	GOOD! DUNK by Terrell, Julian
	07:21			ASSIST by Davis, Erik
MISSED JUMPER by Asberry, Andy	07:12			
	07:12			REBOUND (DEF) by Owens, Antoine
	07:07	0-6	V 6	GOOD! DUNK by Terrell, Julian
	07:03			ASSIST by Owens, Antoine
TIMEOUT 30sec	07:02			
MISSED JUMPER by Crouch, John	06:57			
	06:57			BLOCK by Terrell, Julian
REBOUND (OFF) by (TEAM)	06:56			
MISSED JUMPER by Asberry, Adam	06:52			
	06:52			REBOUND (DEF) by Davis, Erik
FOUL by Tompkins, Josh	06:45			
	06:45			MISSED FT SHOT by Blackburn, A.J.
	06:45			REBOUND (OFF) by (DEADBALL)
	06:45	0-7	V 7	GOOD! FT SHOT by Blackburn, A.J.
TURNOVR by Tompkins, Josh	06:31			
	06:30			STEAL by Terrell, Julian
FOUL by Tompkins, Josh	06:29			
	06:13			FOUL by Owens, Antoine
	06:13			TURNOVR by Owens, Antoine
MISSED JUMPER by Aaron, Nathan	05:57			
	05:57			BLOCK by Terrell, Julian
REBOUND (OFF) by Aaron, Nathan	05:56			
GOOD! JUMPER by Asberry, Adam	05:53	2-7	V 5	
ASSIST by Crouch, John	05:53			
	05:42	2-9	V 7	GOOD! JUMPER by Terrell, Julian
	05:42			ASSIST by Owens, Antoine
	05:34			FOUL by Terrell, Julian
MISSED 3 PTR by Aaron, Nathan	05:22			
	05:22			REBOUND (DEF) by Terrell, Julian
	05:18			TURNOVR by Terrell, Julian
STEAL by Aaron, Nathan	05:15			
GOOD! JUMPER by Asberry, Adam	05:13	4-9	V 5	
	05:06	4-11	V 7	GOOD! JUMPER by Blackburn, A.J.
	05:06			ASSIST by Terrell, Julian
TURNOVR by Aaron, Nathan	04:57			
	04:56			STEAL by Owens, Antoine
	04:47			MISSED JUMPER by Blackburn, A.J.
	04:47			REBOUND (OFF) by Terrell, Julian
	04:45	4-13	V 9	GOOD! JUMPER by Terrell, Julian
TIMEOUT TEAM	04:45			
MISSED JUMPER by Asberry, Andy	04:36			
	04:36			REBOUND (DEF) by Owens, Antoine
	04:09	4-16	V 12	GOOD! 3 PTR by Davis, Erik
	04:09			ASSIST by Blackburn, A.J.
GOOD! 3 PTR by Asberry, Adam	03:59	7-16	V 9	
ASSIST by Crouch, John	03:59			
FOUL by Asberry, Adam	03:50			
GOOD! JUMPER by Asberry, Adam	03:43	9-16	V 7	
ASSIST by Asberry, Andy	03:43			

1st PERIOD Play-by-Play (Page 2)

HOME TEAM: Pickett County Bobcats	TIME	SCORE	MAR	VISITORS: Ezell Harding Eagles
	03:33			FOUL TECHNCL by Terrell, Julian
	03:29			FOUL by Terrell, Julian
	03:22			MISSED JUMPER by Owens, Antoine
REBOUND (DEF) by Beaty, Lance	03:22			

GOOD! FT SHOT by Aaron, Nathan	03:21	10-16	V 6	
GOOD! FT SHOT by Aaron, Nathan	03:18	11-16	V 5	
	03:15			FOUL by Shelly, J.P.
GOOD! JUMPER by Asberry, Andy	03:15	13-16	V 3	
GOOD! FT SHOT by Asberry, Andy	03:15	14-16	V 2	
	02:56			TURNOVR by Shelly, J.P.
STEAL by Asberry, Adam	02:56			
MISSED 3 PTR by Aaron, Nathan	02:40			
	02:40			REBOUND (DEF) by (TEAM)
	02:36			TURNOVR by Shelly, J.P.
MISSED JUMPER by Asberry, Adam	02:35			
	02:35			REBOUND (DEF) by Owens, Antoine
	02:28			MISSED 3 PTR by Shelly, J.P.
	02:28			REBOUND (OFF) by Blackburn, A.J.
FOUL by Asberry, Andy	02:23			
	02:20			TURNOVR by Blackburn, A.J.
STEAL by Beaty, Lance	02:18			
MISSED JUMPER by Asberry, Adam	01:44			
	01:44			REBOUND (DEF) by Owens, Antoine
FOUL by Asberry, Adam	01:36			
	01:36			MISSED FT SHOT by Owens, Antoine
	01:36			REBOUND (OFF) by (DEADBALL)
	01:36			MISSED FT SHOT by Owens, Antoine
REBOUND (DEF) by Asberry, Andy	01:36			
GOOD! 3 PTR by Asberry, Andy	01:21	17-16	H 1	
ASSIST by Crouch, John	01:21			
	01:00			TURNOVR by Davis, Erik
	00:36			FOUL by Owens, Antoine
	00:06			FOUL by Davis, Erik
GOOD! 3 PTR by Aaron, Nathan	00:03	20-16	H 4	
ASSIST by Crouch, John	00:03			

Pickett County Bobcats 20, Ezell Harding Eagles 16

2nd PERIOD Play-by-Play (Page 1)

HOME TEAM: Pickett County Bobcats	TIME	SCORE	MAR	VISITORS: Ezell Harding Eagles
	07:48	20-19	H 1	GOOD! 3 PTR by Davis, Erik
	07:48			ASSIST by Shelly, J.P.
TURNOVR by Asberry, Adam	07:37			
	07:37			STEAL by Davis, Erik
GOOD! 3 PTR by Aaron, Nathan	07:22	23-19	H 4	
	07:10	23-21	H 2	GOOD! JUMPER by Henderson, Austin
	07:04			FOUL by Terrell, Julian
MISSED FT SHOT by Asberry, Adam	07:04			
REBOUND (OFF) by (DEADBALL)	07:04			
GOOD! FT SHOT by Asberry, Adam	07:04	24-21	H 3	
	06:51			MISSED JUMPER by Blackburn, A.J.
REBOUND (DEF) by Crouch, John	06:51			
	06:50			FOUL by Blackburn, A.J.
GOOD! FT SHOT by Crouch, John	06:50	25-21	H 4	
GOOD! FT SHOT by Crouch, John	06:50	26-21	H 5	
	06:33			TURNOVR by (TEAM)
MISSED JUMPER by Asberry, Adam	06:23			
	06:23			REBOUND (DEF) by Owens, Antoine
	06:13	26-24	H 2	GOOD! 3 PTR by Shelly, J.P.
GOOD! 3 PTR by Tompkins, Josh	05:55	29-24	H 5	
ASSIST by Asberry, Adam	05:55			
	05:44			MISSED JUMPER by Davis, Erik
	05:44			REBOUND (OFF) by Davis, Erik
	05:42			TURNOVR by Davis, Erik
MISSED JUMPER by Crouch, John	05:25			
	05:25			REBOUND (DEF) by Henderson, Austin
	05:05	29-26	H 3	GOOD! JUMPER by Davis, Erik
FOUL by Asberry, Andy	05:05			
	05:05	29-27	H 2	GOOD! FT SHOT by Davis, Erik
TURNOVR by Tompkins, Josh	04:50			

	04:50			STEAL by Davis, Erik
	04:40	29-30	V 1	GOOD! 3 PTR by Shelly, J.P.
	04:40			ASSIST by Davis, Erik
GOOD! 3 PTR by Aaron, Nathan	04:27	32-30	H 2	
ASSIST by Crouch, John	04:27			
	04:06	32-33	V 1	GOOD! 3 PTR by Henderson, Austin
	04:06			ASSIST by Shelly, J.P.
FOUL by Asberry, Adam	03:45			
TURNOVR by Asberry, Adam	03:45			
	03:20			MISSED JUMPER by Davis, Erik
REBOUND (DEF) by Aaron, Nathan	03:20			
MISSED JUMPER by Aaron, Nathan	03:10			
	03:10			BLOCK by Blackburn, A.J.
REBOUND (OFF) by (TEAM)	03:08			
GOOD! JUMPER by Beaty, Lance	03:00	34-33	H 1	
ASSIST by Asberry, Andy	03:00			
	02:42			MISSED JUMPER by Blackburn, A.J.
REBOUND (DEF) by Asberry, Andy	02:42			
MISSED 3 PTR by Asberry, Adam	02:31			
	02:31			REBOUND (DEF) by Davis, Erik
	02:22			MISSED 3 PTR by Davis, Erik
REBOUND (DEF) by Beaty, Lance	02:22			
GOOD! JUMPER by Crouch, John	02:08	36-33	H 3	
	01:53			TURNOVR by Davis, Erik
STEAL by Aaron, Nathan	01:51			
GOOD! JUMPER by Aaron, Nathan	01:48	38-33	H 5	

2nd PERIOD Play-by-Play (Page 2)

HOME TEAM: Pickett County Bobcats	TIME	SCORE	MAR	VISITORS: Ezell Harding Eagles
FOUL by Beaty, Lance	01:28			
	01:28	38-34	H 4	GOOD! FT SHOT by Owens, Antoine
	01:28	38-35	H 3	GOOD! FT SHOT by Owens, Antoine
TURNOVR by Tompkins, Josh	01:22			
	01:07			MISSED 3 PTR by Henderson, Austin
	01:07			REBOUND (OFF) by Owens, Antoine
	01:04	38-37	H 1	GOOD! JUMPER by Owens, Antoine
MISSED JUMPER by Aaron, Nathan	00:47			
REBOUND (OFF) by Tompkins, Josh	00:47			
TIMEOUT 30sec	00:25			
FOUL by Crouch, John	00:02			
TURNOVR by Crouch, John	00:02			
	00:02	38-38	T 1	GOOD! FT SHOT by Henderson, Austin
	00:02	38-39	V 1	GOOD! FT SHOT by Henderson, Austin
MISSED JUMPER by Tompkins, Josh	00:00			
	00:00			REBOUND (DEF) by (TEAM)

Ezell Harding Eagles 39, Pickett County Bobcats 38

3rd PERIOD Play-by-Play (Page 1)

HOME TEAM: Pickett County Bobcats	TIME	SCORE	MAR	VISITORS: Ezell Harding Eagles
	07:40	38-39	V 1	MISSED 3 PTR by Henderson, Austin
REBOUND (DEF) by Aaron, Nathan	07:40			
	07:33			FOUL by Blackburn, A.J.
GOOD! JUMPER by Asberry, Adam	07:31	40-39	H 1	
ASSIST by Asberry, Andy	07:31			
	07:13			MISSED JUMPER by Henderson, Austin
REBOUND (DEF) by Aaron, Nathan	07:13			
MISSED JUMPER by Asberry, Adam	06:50			
	06:50			BLOCK by Owens, Antoine
REBOUND (OFF) by Aaron, Nathan	06:48			
MISSED JUMPER by Aaron, Nathan	06:45			
	06:45			REBOUND (DEF) by Owens, Antoine
	06:29			MISSED 3 PTR by Blackburn, A.J.
REBOUND (DEF) by Asberry, Adam	06:29			
	06:27			FOUL by Blackburn, A.J.
MISSED JUMPER by Asberry, Andy	06:08			
REBOUND (OFF) by Asberry, Andy	06:08			

MISSED JUMPER by Asberry, Adam	06:03			
	06:03			REBOUND (DEF) by Owens, Antoine
	05:51			TURNOVR by Davis, Erik
STEAL by Asberry, Adam	05:48			
GOOD! JUMPER by Asberry, Adam	05:47	42-39	H 3	
FOUL by Asberry, Andy	05:25			
	05:12			MISSED 3 PTR by Henderson, Austin
REBOUND (DEF) by Aaron, Nathan	05:12			
MISSED JUMPER by Asberry, Adam	04:48			
	04:48			REBOUND (DEF) by Davis, Erik
	04:41	42-41	H 1	GOOD! DUNK by Terrell, Julian
	04:41			ASSIST by Davis, Erik
	04:30			FOUL by Shelly, J.P.
GOOD! FT SHOT by Tompkins, Josh	04:30	43-41	H 2	
GOOD! FT SHOT by Tompkins, Josh	04:30	44-41	H 3	
	04:23	44-43	H 1	GOOD! JUMPER by Terrell, Julian
	04:23			ASSIST by Davis, Erik
MISSED JUMPER by Asberry, Adam	04:05			
	04:05			REBOUND (DEF) by Henderson, Austin
	03:59	44-45	V 1	GOOD! JUMPER by Davis, Erik
	03:59			ASSIST by Henderson, Austin
MISSED JUMPER by Crouch, John	03:44			
	03:44			BLOCK by Terrell, Julian
	03:43			REBOUND (DEF) by Terrell, Julian
	03:33	44-48	V 4	GOOD! 3 PTR by Shelly, J.P.
	03:33			ASSIST by Davis, Erik
	03:30			TIMEOUT 30sec
TURNOVR by Asberry, Adam	03:25			
	03:23			STEAL by Owens, Antoine
	03:22			TURNOVR by Owens, Antoine
GOOD! 3 PTR by Aaron, Nathan	03:11	47-48	V 1	
ASSIST by Asberry, Adam	03:11			
	02:46			MISSED 3 PTR by Henderson, Austin
REBOUND (DEF) by Asberry, Adam	02:46			
GOOD! JUMPER by Asberry, Andy	02:35	49-48	H 1	
ASSIST by Aaron, Nathan	02:35			
	02:05	49-50	V 1	GOOD! DUNK by Terrell, Julian
	02:05			ASSIST by Davis, Erik
MISSED JUMPER by Asberry, Adam	01:38			

3rd PERIOD Play-by-Play (Page 2)

HOME TEAM: Pickett County Bobcats	TIME	SCORE	MAR	VISITORS: Ezell Harding Eagles
	01:38			REBOUND (DEF) by Shelly, J.P.
	01:29			TURNOVR by Henderson, Austin
STEAL by Aaron, Nathan	01:28			
FOUL by Aaron, Nathan	01:22			
TURNOVR by Aaron, Nathan	01:22			
	00:53	49-53	V 4	GOOD! 3 PTR by Henderson, Austin
	00:53			ASSIST by Shelly, J.P.
MISSED 3 PTR by Asberry, Adam	00:40			
	00:40			REBOUND (DEF) by Henderson, Austin
	00:30			MISSED JUMPER by Terrell, Julian
	00:30			REBOUND (OFF) by Terrell, Julian
	00:27	49-55	V 6	GOOD! JUMPER by Terrell, Julian
MISSED JUMPER by Asberry, Adam	00:00			
	00:00			REBOUND (DEF) by (TEAM)

Ezell Harding Eagles 55, Pickett County Bobcats 49

4th PERIOD Play-by-Play (Page 1)

HOME TEAM: Pickett County Bobcats	TIME	SCORE	MAR	VISITORS: Ezell Harding Eagles
MISSED 3 PTR by Asberry, Andy	07:45	49-55	V 6	
	07:45			REBOUND (DEF) by Davis, Erik
	07:38	49-57	V 8	GOOD! JUMPER by Terrell, Julian
	07:38			ASSIST by Blackburn, A.J.

GOOD! 3 PTR by Aaron, Nathan	07:18	52-57	V 5	
	07:18			FOUL by Davis, Erik
GOOD! FT SHOT by Aaron, Nathan	07:18	53-57	V 4	
FOUL by Crouch, John	07:02			
	07:02			MISSED FT SHOT by Owens, Antoine
	07:02			REBOUND (OFF) by (DEADBALL)
	07:02			MISSED FT SHOT by Owens, Antoine
REBOUND (DEF) by Asberry, Adam	07:02			
MISSED 3 PTR by Asberry, Adam	06:51			
	06:51			REBOUND (DEF) by Henderson, Austin
	06:41	53-59	V 6	GOOD! JUMPER by Terrell, Julian
	06:41			ASSIST by Davis, Erik
MISSED JUMPER by Asberry, Andy	06:21			
	06:21			REBOUND (DEF) by Henderson, Austin
	06:12			TURNOVR by Davis, Erik
TIMEOUT TEAM	06:12			
GOOD! JUMPER by Asberry, Adam	05:49	55-59	V 4	
	05:25			TURNOVR by Henderson, Austin
GOOD! JUMPER by Asberry, Adam	05:15	57-59	V 2	
	04:58			TURNOVR by Terrell, Julian
MISSED JUMPER by Aaron, Nathan	04:42			
	04:42			REBOUND (DEF) by Terrell, Julian
	04:18			MISSED JUMPER by Davis, Erik
REBOUND (DEF) by Asberry, Andy	04:18			
GOOD! JUMPER by Aaron, Nathan	04:13	59-59	T 1	
	03:47	59-61	V 2	GOOD! JUMPER by Terrell, Julian
	03:47			ASSIST by Davis, Erik
GOOD! JUMPER by Aaron, Nathan	03:34	61-61	T 2	
	03:12	61-63	V 2	GOOD! JUMPER by Terrell, Julian
GOOD! JUMPER by Asberry, Adam	03:00	63-63	T 3	
	03:00			FOUL by Terrell, Julian
MISSED FT SHOT by Asberry, Adam	03:00			
	03:00			REBOUND (DEF) by Terrell, Julian
	02:41	63-65	V 2	GOOD! JUMPER by Owens, Antoine
	02:41			ASSIST by Terrell, Julian
GOOD! 3 PTR by Aaron, Nathan	02:30	66-65	H 1	
ASSIST by Crouch, John	02:30			
	02:08			MISSED 3 PTR by Shelly, J.P.
REBOUND (DEF) by Asberry, Adam	02:08			
MISSED JUMPER by Branham, James	01:26			
	01:26			REBOUND (DEF) by Henderson, Austin
	01:19			FOUL by Terrell, Julian
	01:19			TURNOVR by Terrell, Julian
	01:03			FOUL by Owens, Antoine
MISSED FT SHOT by Asberry, Andy	01:03			
	01:03			REBOUND (DEF) by Davis, Erik
	00:58	66-67	V 1	GOOD! JUMPER by Blackburn, A.J.
	00:55			TIMEOUT 30sec
	00:27			FOUL by Shelly, J.P.
MISSED FT SHOT by Crouch, John	00:27			
	00:27			REBOUND (DEF) by Owens, Antoine
FOUL by Aaron, Nathan	00:24			

4th PERIOD Play-by-Play (Page 2)

HOME TEAM: Pickett County Bobcats	TIME	SCORE	MAR	VISITORS: Ezell Harding Eagles
FOUL by Aaron, Nathan	00:21			
FOUL by Asberry, Andy	00:20			
FOUL by Beaty, Lance	00:19			
	00:19	66-68	V 2	GOOD! FT SHOT by Shelly, J.P.
	00:19	66-69	V 3	GOOD! FT SHOT by Shelly, J.P.
	00:19			TIMEOUT TEAM
	00:08			FOUL by Henderson, Austin
GOOD! FT SHOT by Crouch, John	00:08	67-69	V 2	
MISSED FT SHOT by Crouch, John	00:08			
	00:08			REBOUND (DEF) by Shelly, J.P.
FOUL by Asberry, Adam	00:08			
	00:08	67-70	V 3	GOOD! FT SHOT by Shelly, J.P.

TIMEOUT TEAM	00:07			
	00:07	67-71	V 4	GOOD! FT SHOT by Shelly, J.P.
TURNOVR by Asberry, Andy	00:03			
	00:02			STEAL by Davis, Erik

Ezell Harding Eagles 71, Pickett County Bobcats 67

2000 Class A State Boys' Basketball Tournament

March 14 - March 18, 2000 · Murphy Center - MTSU - Murfreesboro, TN

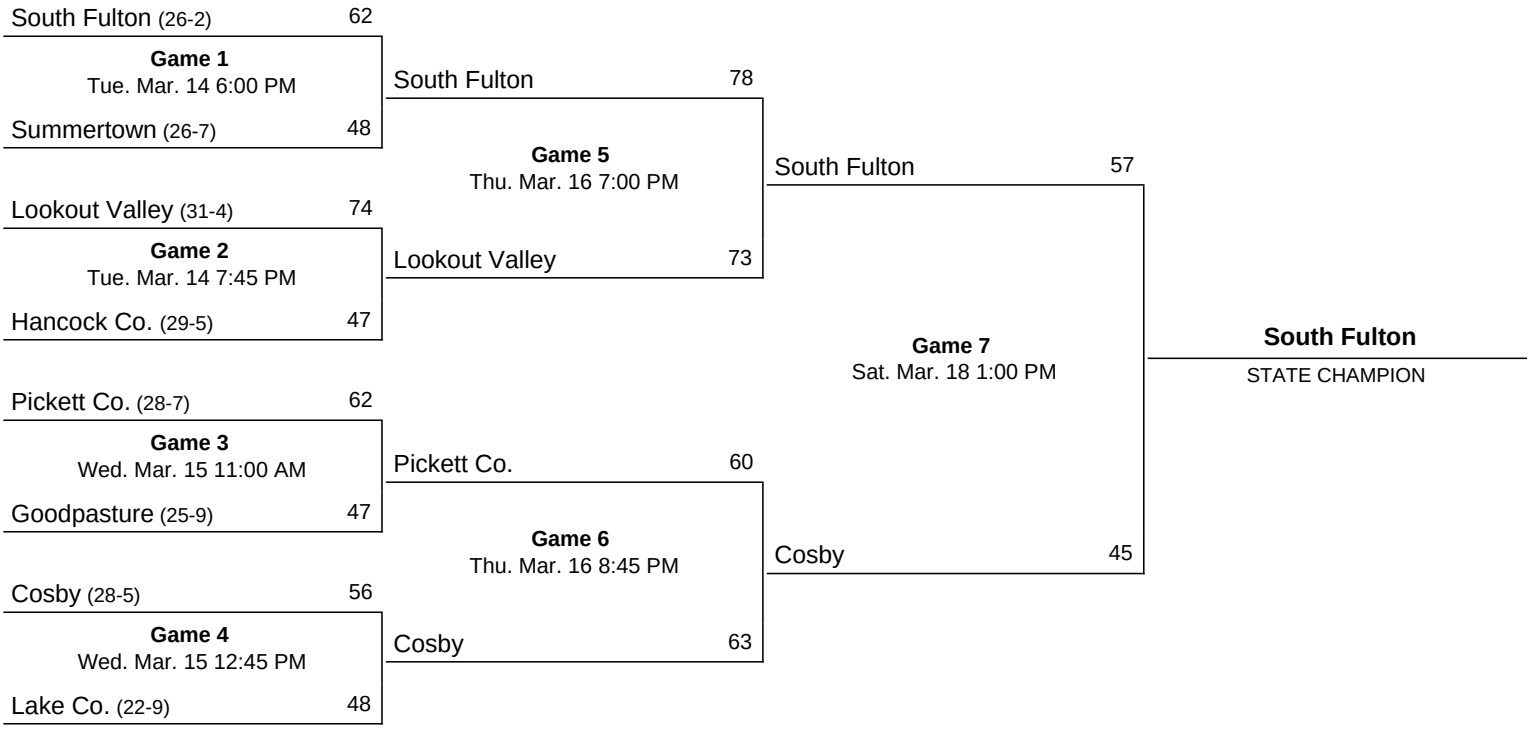

Official Basketball Box Score -- GAME TOTALS -- FINAL STATISTICS
Pickett County Bobcats vs Goodpasture High Cougars
03/15/00 11:00 AM at Murphy Center, Murfreesboro, TN

VISITORS: Pickett County Bobcats 28-7

##	Player Name		TOT-FG FG-FGA	3-PT FG-FGA	FT-FTA	REBOUNDS OF	DE	TOT	PF	TP	A	TO	BLK	S	MIN
10	Asberry, Adam.....	*	4-11	2-5	3-5	1	5	6	2	13	0	2	2	1	28
11	Beaty, Jim.....	*	1-2	1-1	0-0	0	1	1	1	3	0	0	0	1	21
14	Asberry, Andy.....	*	4-8	0-0	6-6	1	2	3	2	14	2	2	0	0	25
21	Aaron, Nathan.....	*	3-7	2-4	0-0	2	5	7	1	8	4	0	0	0	30
30	Crouch, John.....	*	3-6	2-3	6-8	0	1	1	1	14	2	1	0	1	29
00	Garrett, Chris.....		0-1	0-0	3-4	1	1	2	0	3	0	0	0	0	1
12	Davidson, Michael...		0-0	0-0	0-0	0	0	0	0	0	0	0	0	0	0+
20	Tompkins, Josh.....		0-0	0-0	1-2	0	0	0	2	1	1	1	0	1	10
22	Beaty, Lance.....		0-0	0-0	0-0	0	0	0	0	0	0	0	0	0	1
23	Wilkins, Josh.....		0-0	0-0	4-6	1	1	2	1	4	0	3	0	1	13
24	Mitchell, Grant.....		0-0	0-0	0-0	0	0	0	1	0	0	0	0	0	0+
32	Boles, Josh.....		0-0	0-0	0-0	0	0	0	0	0	0	0	0	0	0+
33	Sells, Jason.....		0-0	0-0	0-0	0	0	0	0	0	0	0	0	0	1
44	Walker, Matthew.....		1-1	0-0	0-0	0	0	0	0	2	0	0	0	0	0+
54	Breeding, C.J.....		0-0	0-0	0-0	0	0	0	1	0	1	1	0	0	1
	TEAM.....						8	8							
	Totals.....		16-36	7-13	23-31	6	24	30	12	62	10	10	2	5	160

TOTAL FG%	1st Half:	7-19	36.8%	2nd Half:	9-17	52.9%	Game: 44.4%	DEADB
3-Pt. FG%	1st Half:	6-11	54.5%	2nd Half:	1-2	50.0%	Game: 53.8%	REBS
F Throw %	1st Half:	7-8	87.5%	2nd Half:	16-23	69.6%	Game: 74.2%	4

HOME TEAM: Goodpasture High Cougars 25-10

##	Player Name		TOT-FG FG-FGA	3-PT FG-FGA	FT-FTA	REBOUNDS OF	DE	TOT	PF	TP	A	TO	BLK	S	MIN
00	Pigue, Jared.....	*	1-2	0-0	0-0	0	3	3	5	2	2	0	0	0	21
14	Detring, Derek.....	*	2-4	1-1	0-0	0	2	2	3	5	3	0	0	0	30
31	Romine, Lucas.....	*	4-8	3-5	6-6	0	0	0	5	17	3	4	0	0	25
33	Hacker, Albert.....	*	2-4	0-0	1-2	0	4	4	3	5	0	1	4	0	22
40	Miller, Dean.....	*	4-14	0-3	0-0	2	8	10	2	8	2	3	0	1	29
03	Moss, Jeff.....		1-2	0-0	0-0	0	0	0	3	2	0	0	0	1	15
10	Duncan, Ryan.....		1-4	1-4	0-2	1	0	1	0	3	2	3	0	0	13
12	Farmer, Bradley.....		1-2	1-2	1-2	0	0	0	0	4	0	0	0	0	1
22	Batey, Ryan.....		0-1	0-0	0-0	0	1	1	1	0	0	0	0	0	1
25	Case, Ben.....		0-1	0-0	1-2	2	0	2	2	1	0	1	1	0	2
50	Craighead, Josh.....		0-0	0-0	0-0	0	0	0	0	0	0	0	0	0	1
	TEAM.....														
	Totals.....		16-42	6-15	9-14	5	18	23	24	47	12	12	5	2	160

TOTAL FG%	1st Half:	7-15	46.7%	2nd Half:	9-27	33.3%	Game: 38.1%	DEADB
3-Pt. FG%	1st Half:	2-5	40.0%	2nd Half:	4-10	40.0%	Game: 40.0%	REBS
F Throw %	1st Half:	5-6	83.3%	2nd Half:	4-8	50.0%	Game: 64.3%	2

Officials:
Technical fouls: Pickett County Bobcats-None. Goodpasture High Cougars-None.
Attendance:

Score by Periods	1st	2nd	3rd	4th		Total
Pickett County Bobcats.....	10	17	15	20	-	62
Goodpasture High Cougars.....	13	8	10	16	-	47

Official Basketball Box Score -- 1st Half
Pickett County Bobcats vs Goodpasture High Cougars
03/15/00 11:00 AM at Murphy Center, Murfreesboro, TN

VISITORS: Pickett County Bobcats

##	Player Name		TOT-FG FG-FGA	3-PT FG-FGA	FT-FTA	REBOUNDS OF	DE	TOT	PF	TP	A	TO	BLK	S	MIN
10	Asberry, Adam.....	*	2-8	2-4	2-2	0	3	3	0	8	0	0	1	0	16
11	Beaty, Jim.....	*	1-1	1-1	0-0	0	0	0	1	3	0	0	0	0	8
14	Asberry, Andy.....	*	1-3	0-0	2-2	0	0	0	2	4	0	1	0	0	10
21	Aaron, Nathan.....	*	1-3	1-3	0-0	2	1	3	1	3	4	0	0	0	16
30	Crouch, John.....	*	2-4	2-3	0-0	0	0	0	1	6	1	0	0	1	16
20	Tompkins, Josh.....		0-0	0-0	0-0	0	0	0	1	0	1	1	0	1	6
23	Wilkins, Josh.....		0-0	0-0	3-4	1	1	2	1	3	0	3	0	0	8
	TEAM.....						3	3							
	Totals.....		7-19	6-11	7-8	3	8	11	7	27	6	5	1	2	80

TOTAL FG% 1st Half:	7-19	36.8%	2nd Half:	0-0	0.0%	Game: 36.8%	DEADB
3-Pt. FG% 1st Half:	6-11	54.5%	2nd Half:	0-0	0.0%	Game: 54.5%	REBS
F Throw % 1st Half:	7-8	87.5%	2nd Half:	0-0	0.0%	Game: 87.5%	0

HOME TEAM: Goodpasture High Cougars

##	Player Name		TOT-FG FG-FGA	3-PT FG-FGA	FT-FTA	REBOUNDS OF	DE	TOT	PF	TP	A	TO	BLK	S	MIN
00	Pigue, Jared.....	*	1-1	0-0	0-0	0	1	1	1	2	0	0	0	0	12
14	Detring, Derek.....	*	0-1	0-0	0-0	0	1	1	0	0	3	0	0	0	16
31	Romine, Lucas.....	*	2-4	2-3	4-4	0	0	0	2	10	2	3	0	0	13
33	Hacker, Albert.....	*	2-2	0-0	1-2	0	4	4	3	5	0	1	1	0	10
40	Miller, Dean.....	*	2-6	0-1	0-0	1	4	5	1	4	0	2	0	1	14
03	Moss, Jeff.....		0-0	0-0	0-0	0	0	0	0	0	0	0	0	0	8
10	Duncan, Ryan.....		0-1	0-1	0-0	0	0	0	0	0	1	0	0	0	6
25	Case, Ben.....		0-0	0-0	0-0	0	0	0	1	0	0	1	0	0	1
	Totals.....		7-15	2-5	5-6	1	10	11	8	21	6	7	1	1	80

TOTAL FG% 1st Half:	7-15	46.7%	2nd Half:	0-0	0.0%	Game: 46.7%	DEADB
3-Pt. FG% 1st Half:	2-5	40.0%	2nd Half:	0-0	0.0%	Game: 40.0%	REBS
F Throw % 1st Half:	5-6	83.3%	2nd Half:	0-0	0.0%	Game: 83.3%	0

Officials:
Technical fouls: Pickett County Bobcats-None. Goodpasture High Cougars-None.
Attendance:

Score by Periods	1st	2nd		Total
Pickett County Bobcats.....	10	17	-	27
Goodpasture High Cougars.....	13	8	-	21

Official Basketball Box Score -- GAME TOTALS -- FINAL STATISTICS
Cosby High School Eagles vs Pickett County Bobcats
03/16/00 8:45 PM at Murphy Center Murfreesboro, Tn

VISITORS: Cosby High School Eagles 30-5

##	Player Name		TOT-FG FG-FGA	3-PT FG-FGA	FT-FTA	REBOUNDS OF	DE	TOT	PF	TP	A	TO	BLK	S	MIN
20	Williams, Josh.....	*	0-0	0-0	1-2	1	3	4	4	1	3	0	0	1	26
22	Coggins, Eric.....	*	4-15	4-12	4-4	0	2	2	3	16	2	1	0	1	30
23	Woody, Andrew.....	*	2-5	1-3	5-6	2	3	5	2	10	1	0	0	0	26
30	Cutshaw, Josh.....	*	2-4	0-0	5-6	1	3	4	1	9	6	9	0	2	31
33	Shults, Blake.....	*	7-9	0-0	6-11	1	5	6	2	20	1	1	3	0	32
11	Hunter, Austin.....		0-0	0-0	0-0	0	0	0	0	0	0	0	0	0	0+
21	McMahan, Josh.....		2-3	1-1	2-2	0	1	1	1	7	0	3	0	2	12
54	Williams, Tyler.....		0-0	0-0	0-0	0	0	0	1	0	1	0	0	0	2
	TEAM.....					1	3	4							
	Totals.....		17-36	6-16	23-31	6	20	26	14	63	14	14	3	6	159

TOTAL FG% 1st Half: 15-29 51.7% 2nd Half: 2-7 28.6% Game: 47.2% DEADB
3-Pt. FG% 1st Half: 5-12 41.7% 2nd Half: 1-4 25.0% Game: 37.5% REBS
F Throw % 1st Half: 2-2 100 % 2nd Half: 21-29 72.4% Game: 74.2% 1

HOME TEAM: Pickett County Bobcats 28-8

##	Player Name		TOT-FG FG-FGA	3-PT FG-FGA	FT-FTA	REBOUNDS OF	DE	TOT	PF	TP	A	TO	BLK	S	MIN
10	Asberry, Adam.....	*	5-11	1-3	4-6	2	5	7	5	15	0	1	0	0	28
11	Beaty, Jim.....	*	0-1	0-1	0-0	1	4	5	5	0	1	4	0	1	23
14	Asberry, Andy.....	*	4-8	0-3	2-4	0	2	2	2	10	1	2	0	1	30
21	Aaron, Nathan.....	*	6-12	3-7	0-0	0	3	3	4	15	0	2	0	1	30
30	Crouch, John.....	*	6-12	0-3	2-2	0	4	4	4	14	3	1	0	2	29
20	Tompkins, Josh.....		1-1	0-0	0-0	0	0	0	1	2	0	1	0	1	5
23	Wilkins, Josh.....		1-2	0-0	2-4	1	1	2	2	4	0	2	0	0	15
	TEAM.....					2	1	3							
	Totals.....		23-47	4-17	10-16	6	20	26	23	60	5	13	0	6	160

TOTAL FG% 1st Half: 12-25 48.0% 2nd Half: 11-22 50.0% Game: 48.9% DEADB
3-Pt. FG% 1st Half: 2-8 25.0% 2nd Half: 2-9 22.2% Game: 23.5% REBS
F Throw % 1st Half: 6-8 75.0% 2nd Half: 4-8 50.0% Game: 62.5% 3

Officials:
Technical fouls: Cosby High School Eagles-None. Pickett County Bobcats-None.
Attendance:

Score by Periods	1st	2nd	3rd	4th		Total
Cosby High School Eagles.....	19	18	9	17	-	63
Pickett County Bobcats.....	12	20	18	10	-	60

Official Basketball Box Score -- 1st Half
Cosby High School Eagles vs Pickett County Bobcats
03/16/00 8:45 PM at Murphy Center Murfreesboro, Tn

VISITORS: Cosby High School Eagles

##	Player Name		TOT-FG FG-FGA	3-PT FG-FGA	FT-FTA	REBOUNDS OF	DE	TOT	PF	TP	A	TO	BLK	S	MIN
20	Williams, Josh.....	*	0-0	0-0	0-0	1	0	1	2	0	3	0	0	0	16
22	Coggins, Eric.....	*	4-12	4-10	0-0	0	1	1	2	12	2	1	0	0	14
23	Woody, Andrew.....	*	1-3	1-2	0-0	2	1	3	2	3	0	0	0	0	10
30	Cutshaw, Josh.....	*	2-4	0-0	0-0	1	2	3	1	4	6	5	0	1	14
33	Shults, Blake.....	*	7-8	0-0	0-0	1	3	4	0	14	1	1	2	0	14
11	Hunter, Austin.....		0-0	0-0	0-0	0	0	0	0	0	0	0	0	0	0+
21	McMahan, Josh.....		1-2	0-0	2-2	0	1	1	0	4	0	1	0	2	6
54	Williams, Tyler.....		0-0	0-0	0-0	0	0	0	1	0	1	0	0	0	-3
	TEAM.....						2	2							
	Totals.....		15-29	5-12	2-2	5	10	15	8	37	13	8	2	3	71

TOTAL FG% 1st Half:	15-29	51.7%	2nd Half:	0-0	0.0%	Game: 51.7%	DEADB
3-Pt. FG% 1st Half:	5-12	41.7%	2nd Half:	0-0	0.0%	Game: 41.7%	REBS
F Throw % 1st Half:	2-2	100 %	2nd Half:	0-0	0.0%	Game: 100 %	0

HOME TEAM: Pickett County Bobcats

##	Player Name		TOT-FG FG-FGA	3-PT FG-FGA	FT-FTA	REBOUNDS OF	DE	TOT	PF	TP	A	TO	BLK	S	MIN
10	Asberry, Adam.....	*	4-7	1-1	4-4	2	1	3	0	13	0	0	0	0	13
11	Beaty, Jim.....	*	0-1	0-1	0-0	1	0	1	1	0	1	3	0	1	5
14	Asberry, Andy.....	*	4-6	0-1	0-0	0	2	2	2	8	1	2	0	1	14
21	Aaron, Nathan.....	*	1-4	1-3	0-0	0	3	3	1	3	0	1	0	0	14
30	Crouch, John.....	*	2-5	0-2	0-0	0	2	2	1	4	1	1	0	0	13
20	Tompkins, Josh.....		1-1	0-0	0-0	0	0	0	1	2	0	1	0	1	4
23	Wilkins, Josh.....		0-1	0-0	2-4	0	0	0	0	2	0	1	0	0	12
	TEAM.....					2	1	3							
	Totals.....		12-25	2-8	6-8	5	9	14	6	32	3	9	0	3	75

TOTAL FG% 1st Half:	12-25	48.0%	2nd Half:	0-0	0.0%	Game: 48.0%	DEADB
3-Pt. FG% 1st Half:	2-8	25.0%	2nd Half:	0-0	0.0%	Game: 25.0%	REBS
F Throw % 1st Half:	6-8	75.0%	2nd Half:	0-0	0.0%	Game: 75.0%	0

Officials:
Technical fouls: Cosby High School Eagles-None. Pickett County Bobcats-None.
Attendance:

Score by Periods	1st	2nd		Total
Cosby High School Eagles.....	19	18	-	37
Pickett County Bobcats.....	12	20	-	32

1996 Class A State Boys' Basketball Tournament

March 13 - March 16, 1996 · Murphy Center - MTSU - Murfreesboro, TN

Game 1
Wed. Mar. 13 11:00 AM

Boyd Buchanan (27-2)	60
Summertown (27-5)	53

Game 2
Wed. Mar. 13 12:45 PM

Peabody (31-1)	62
Pickett Co. (25-7)	47

Game 3
Wed. Mar. 13 2:30 PM

West Carroll (28-3)	71
Gordonsville (20-14)	25

Game 4
Wed. Mar. 13 5:15 PM

Perry Co. (28-2)	77
Hancock Co. (18-17)	55

Game 5
Fri. Mar. 15 11:00 AM

Boyd Buchanan	74
Peabody	73

Game 6
Fri. Mar. 15 12:45 PM

West Carroll	39
Perry Co.	51

Game 7
Sat. Mar. 16 3:00 PM

Boyd Buchanan	48
Perry Co.	47

Boyd Buchanan
STATE CHAMPION

010

OFFICIAL NCAA BASKETBALL BOX SCORE — Site: Murfreesboro, Tenn.

Pickett County High School (25-8) — Date: March 13, 1996

PCHS (VISITORS)			Total FG	Total AT	3-Pts FG	3-Pts AT	FT	AT	Rebounds OF	DF	To	PF	TP	A	TO	BK	ST	MN
14	Reagan, Tim	f	2	4	1	2	7	8	0	3	3	5	12	2	3	0	0	25
21	Smith, Matt	f	3	10	0	5	3	4	0	6	6	2	9	0	2	0	1	28
30	Crouch, Matt	c	3	7	2	3	6	9	2	5	7	4	14	0	5	0	2	28
10	Robinson, Brandon	g	1	5	0	1	3	7	4	7	11	3	5	4	7	0	0	31
12	Pennycuff, Todd	g	1	8	0	7	0	0	1	6	7	3	2	1	4	1	0	26
20	Flowers, Brad		1	4	0	0	1	2	2	0	2	2	3	1	1	0	0	13
22	Butler, Darren		1	2	0	0	0	0	0	1	1	1	2	0	1	0	0	8
24	Amonett, Lee		0	0	0	0	0	0	0	0	0	0	0	0	0	0	0	0+
33	Robinson, Nathan		0	0	0	0	0	0	0	0	0	0	0	0	0	0	0	0+
	Team Totals								1	0	1				0			
	TOTALS		12	40	3	18	20	30	10	28	38	20	47	8	23	1	3	160

Deadball Rebounds: 3, 0: 3

Tot FG %:	1st Half:	6-18	.333	2nd Half:	6-22	.273	Game:	.300
3-Pt FG %:	1st Half:	3- 8	.375	2nd Half:	0-10	.000	Game:	.167
FT % :	1st Half:	3- 6	.500	2nd Half:	17-24	.708	Game:	.667

Trenton Peabody High School (32-1)

TPHS (HOME)			Total FG	Total AT	3-Pts FG	3-Pts AT	FT	AT	Rebounds OF	DF	To	PF	TP	A	TO	BK	ST	MN
31	Tyler, Demetris	f	3	9	0	0	2	3	3	1	4	4	8	0	3	0	1	13
34	Crider, Adam	f	0	0	0	0	0	0	0	0	0	3	0	0	0	1	3	16
50	Howard, Glenn	c	9	20	0	0	2	4	6	8	14	3	20	0	5	2	4	29
23	Wilkes, Eric	g	2	7	0	3	6	9	0	5	5	4	10	1	2	0	2	21
24	Easley, Kevin	g	4	17	0	2	2	2	4	3	7	4	10	1	1	0	2	25
12	Balfour, Josh		2	3	2	2	0	0	2	2	4	3	6	3	1	0	1	18
20	Milan, Kevin		0	0	0	0	4	4	0	2	2	2	4	0	1	0	1	15
21	Cliff, Doc		1	4	0	1	0	0	2	1	3	1	2	1	1	0	0	7
32	Richardson, Toby		1	3	0	1	0	0	0	1	1	1	2	0	0	0	0	10
40	Jones, Hank		0	1	0	0	0	0	0	0	0	1	0	0	0	1	0	6
14	Mays, Tim		--	--	--	--	--	--	--	--	--	--	--	--	--	--	--	DNP
22	Cook, Bryan		--	--	--	--	--	--	--	--	--	--	--	--	--	--	--	DNP
25	Jones, B.J.		--	--	--	--	--	--	--	--	--	--	--	--	--	--	--	DNP
42	Hunt, Chris		--	--	--	--	--	--	--	--	--	--	--	--	--	--	--	DNP
	Team Totals								0	1	1				0			
	TOTALS		22	64	2	9	16	22	17	25	42	26	62	6	14	4	14	160

Deadball Rebounds: 3, 0: 3

Tot FG %:	1st Half:	8-32	.250	2nd Half:	14-32	.438	Game:	.344
3-Pt FG %:	1st Half:	0- 5	.000	2nd Half:	2- 4	.500	Game:	.222
FT % :	1st Half:	5- 6	.833	2nd Half:	11-16	.688	Game:	.727

	1st	2nd	OT	OT	Tot
PCHS	18	29			47
TPHS	21	41			62

OFFICIALS: Major Shelton, Ben Tyree, David Reese

Technical Fouls: none

Attendance: TBA

Comments: 1996 TSSAA Class A Quarterfinals

Score by Quarters

PCHS 13 5 12 17

TPHS 4 17 15 26

010

OFFICIAL NCAA BASKETBALL BOX SCORE - FIRST HALF

Pickett County High School — Date: March 13, 1996

PCHS (VISITORS)			Total FG	Total AT	3-Pts FG	3-Pts AT	FT	FT AT	Rebounds OF	Rebounds DF	Rebounds To	PF	TP	A	TO	BK	ST	MN
14	Reagan, Tim	f	2	4	1	2	3	4	0	3	3	1	8	1	2	0	0	15
21	Smith, Matt	f	1	3	0	1	0	0	0	3	3	1	2	0	0	0	1	14
30	Crouch, Matt	c	2	3	2	2	0	2	1	1	2	2	6	0	4	0	0	14
10	Robinson, Brandon	g	0	2	0	0	0	0	1	3	4	1	0	2	4	0	0	16
12	Pennycuff, Todd	g	1	4	0	3	0	0	0	4	4	2	2	0	1	0	0	12
20	Flowers, Brad		0	2	0	0	0	0	2	0	2	0	0	1	1	0	0	4
22	Butler, Darren		0	0	0	0	0	0	0	0	0	1	0	0	1	0	0	5
24	Amonett, Lee		0	0	0	0	0	0	0	0	0	0	0	0	0	0	0	--
33	Robinson, Nathan		0	0	0	0	0	0	0	0	0	0	0	0	0	0	0	--
	Team Totals								0	0	0				0			
	TOTALS		6	18	3	8	3	6	4	14	18	8	18	4	13	0	1	80

Deadball Rebounds: 0, 0: 0

Tot FG %: 1st Half: 6-18 .333
3-Pt FG %: 1st Half: 3- 8 .375
FT % : 1st Half: 3- 6 .500

Trenton Peabody High School

TPHS (HOME)			Total FG	Total AT	3-Pts FG	3-Pts AT	FT	FT AT	Rebounds OF	Rebounds DF	Rebounds To	PF	TP	A	TO	BK	ST	MN
31	Tyler, Demetris	f	2	7	0	0	0	0	3	1	4	3	4	0	2	0	1	10
34	Crider, Adam	f	0	0	0	0	0	0	0	0	0	1	0	0	0	1	2	13
50	Howard, Glenn	c	2	7	0	0	0	0	4	2	6	1	4	0	1	0	1	13
23	Wilkes, Eric	g	1	4	0	2	3	4	0	3	3	2	5	0	1	0	1	11
24	Easley, Kevin	g	3	10	0	1	0	0	3	2	5	1	6	0	0	0	0	11
12	Balfour, Josh		0	0	0	0	0	0	0	0	0	1	0	0	1	0	0	5
14	Mays, Tim		0	0	0	0	0	0	0	0	0	0	0	0	0	0	0	--
20	Milan, Kevin		0	0	0	0	2	2	0	1	1	1	2	0	1	0	0	8
21	Cliff, Doc		0	1	0	1	0	0	0	1	1	0	0	0	0	0	0	3
22	Cook, Bryan		0	0	0	0	0	0	0	0	0	0	0	0	0	0	0	--
25	Jones, B.J.		0	0	0	0	0	0	0	0	0	0	0	0	0	0	0	--
32	Richardson, Toby		0	2	0	1	0	0	0	1	1	0	0	0	0	0	0	3
40	Jones, Hank		0	1	0	0	0	0	0	0	0	0	0	0	0	1	0	3
42	Hunt, Chris		0	0	0	0	0	0	0	0	0	0	0	0	0	0	0	--
	Team Totals								0	0	0				0			
	TOTALS		8	32	0	5	5	6	10	11	21	10	21	0	6	2	5	80

Deadball Rebounds: 1, 0: 1

Tot FG %: 1st Half: 8-32 .250
3-Pt FG %: 1st Half: 0- 5 .000
FT % : 1st Half: 5- 6 .833

	1st	2nd	OT	OT	Tot
PCHS	18				18
TPHS	21				21

OFFICIALS: Major Shelton, Ben Tyree, David Reese
Technical Fouls:
Attendance: TBA
Comments: 1996 TSSAA Class A Quarterfinals

Score by quarters

PCHS	13	5
TPHS	4	17

1995 Class A State Boys' Basketball Tournament

March 15 - March 18, 1995 · Murphy Center - MTSU - Murfreesboro, TN

Game 1
Wed. Mar. 15 11:00 AM

Powell Valley (31-1)	81
Brentwood Academy (24-7)	53

Game 2
Wed. Mar. 15 12:45 PM

Pickett Co. (32-3)	62
Perry Co. (28-3)	49

Game 3
Wed. Mar. 15 2:30 PM

Adamsville (27-3)	66
Knoxville Webb (23-3)	54

Game 4
Wed. Mar. 15 5:15 PM

West Carroll (24-2)	60
Moore Co. (24-7)	58

Game 5
Fri. Mar. 17 11:00 AM

Powell Valley	50
Pickett Co.	73

Game 6
Fri. Mar. 17 12:45 PM

Adamsville	59
West Carroll	53

Game 7
Sat. Mar. 18 3:00 PM

Pickett Co.	70
Adamsville	60

Pickett Co.
STATE CHAMPION

.010

OFFICIAL NCAA BASKETBALL BOX SCORE — Site: MURFREESBORO, TENN.

PICKETT COUNTY HIGH SCHOOL (33-3) — Date: March 15, 1995

PC (VISITORS)			Total FG	Total AT	3-Pts FG	3-Pts AT	FT	FT AT	Rebounds OF	Rebounds DF	Rebounds To	PF	TP	A	TO	BK	ST	MN
21	SMITH, MATT	f	0	3	0	3	2	2	1	1	2	0	2	1	1	0	3	16
44	AMONETT, JOSEPH	f	5	17	2	11	18	18	2	8	10	3	30	2	4	0	0	32-
10	ROBINSON, BRANDON	c	4	5	0	0	0	1	3	5	8	0	8	0	2	0	3	30
14	REAGAN, TIM	g	1	2	1	2	0	1	0	3	3	2	3	2	0	0	2	28
30	CROUCH, MATT	g	1	9	0	6	4	6	2	2	4	2	6	3	2	0	1	29
00	CONNER, TERRY		0	0	0	0	0	1	0	0	0	0	0	0	0	0	0	1
11	SELLS, JOSH		2	6	1	4	3	5	1	0	1	0	8	0	0	0	3	14
12	PENNYCUFF, TODD		2	5	0	1	1	3	4	1	5	0	5	0	1	0	0	8
20	FLOWERS, BRAD		0	0	0	0	0	0	0	0	0	0	0	0	0	0	0	0+
22	BUTLER, DARREN		0	0	0	0	0	0	0	0	0	0	0	0	0	0	0	0+
33	HARDING, DAVID		0	0	0	0	0	0	0	0	0	0	0	0	0	0	0	0+
	Team Totals								1	0	1				0			
	TOTALS		15	47	4	27	28	37	14	20	34	7	62	8	10	0	12	160

Deadball Rebounds: 1, 1: 2

Tot FG %:	1st Half:	10-28	.357	2nd Half: 5-19	.263	Game: .319
3-Pt FG %:	1st Half:	3-16	.188	2nd Half: 1-11	.091	Game: .148
FT % :	1st Half:	8-13	.615	2nd Half: 20-24	.833	Game: .757

PERRY COUNTY HIGH SCHOOL (28-4)

PCHS (HOME)			Total FG	Total AT	3-Pts FG	3-Pts AT	FT	FT AT	Rebounds OF	Rebounds DF	Rebounds To	PF	TP	A	TO	BK	ST	MN
3	JONES, CHRIS	f	4	9	1	3	2	2	0	3	3	4	11	1	2	0	0	30
22	RHODES, BRYANT	f	1	10	0	2	0	0	0	3	3	5	2	3	6	0	0	30
35	HASTON, KIRK	c	4	7	0	0	0	0	5	8	13	3	8	0	3	1	0	29
12	GRAY, JOE	g	5	10	5	9	0	0	0	4	4	4	15	4	1	0	0	27
23	MORRIS, AUSTIN	g	4	8	3	5	0	0	0	3	3	5	11	0	3	0	2	20
14	BROWN, NICHOLAS		0	2	0	0	0	0	0	1	1	5	0	2	4	0	0	14
33	CLARK, MICHAEL		0	0	0	0	0	0	0	2	2	3	0	0	1	0	0	6
40	BROWN, CORY		1	1	0	0	0	0	2	1	3	3	2	1	1	0	0	4
05	CARROLL, PHILLIP		--	--	--	--	--	--	--	--	--	--	--	--	--	--	--	DNP
25	HAMM, SHANNON		--	--	--	--	--	--	--	--	--	--	--	--	--	--	--	DNP
30	WARD, ADRIAN		--	--	--	--	--	--	--	--	--	--	--	--	--	--	--	DNP
34	MARRS, CHAD		--	--	--	--	--	--	--	--	--	--	--	--	--	--	--	DNP
41	HOWARD, MITCH		--	--	--	--	--	--	--	--	--	--	--	--	--	--	--	DNP
44	TRULL, ADAM		--	--	--	--	--	--	--	--	--	--	--	--	--	--	--	DNP
45	WARREN, BLAKE		--	--	--	--	--	--	--	--	--	--	--	--	--	--	--	DNP
	Team Totals								0	1	1				0			
	TOTALS		19	47	9	19	2	2	7	26	33	32	49	11	21	1	2	160

Deadball Rebounds: 0, 0: 0

Tot FG %:	1st Half:	8-20	.400	2nd Half: 11-27	.407	Game: .404
3-Pt FG %:	1st Half:	4- 6	.667	2nd Half: 5-13	.385	Game: .474
FT % :	1st Half:	2- 2	1.000	2nd Half: 0- 0	.000	Game: 1.000

	1st	2nd	OT	OT	Tot
PC	31	31			62
PCHS	22	27			49

OFFICIALS: LARRY OWENS, LAVON WORKS, LYNN GRIFFITH

Technical Fouls: none

Attendance: TBA

Comments: TSSAA A QUARTERFINALS - AMONETT SETS FT% REC. 18/18

MOST CON 18-18

TOURNAMENT MOST CON. 18

01

CURRENT STATS - HALFTIME CompuSTATS / San Diego,CA (619)296-7834

PICKETT COUNTY HIGH SCHOOL Date: March 15, 1995

PC (VISITORS)		FG	AT	FG	AT	FT	AT	OF	DF	To	PF	TP	A	TO	BK	ST	MN
		Total-3-pts						Rebounds									
21 SMITH,MATT	f	0	1	0	1	0	0	0	1	1	0	0	1	0	0	1*	9
44 AMONETT,JOSEPH	f	5*	13*	2*	8*	6*	6*	2	3*	5*	2*	18*<	0	1*	0	0	16
10 ROBINSON,BRANDON	c	1	2	0	0	0	0	1	2	3	0	2	0	0	0	0	15
14 REAGAN,TIM	g	0	0	0	1	0	1	0	2	2	1	0	2*	0	0	1*	14
30 CROUCH,MATT	g	0	3	0	2	1	2	1	1	2	2*	1	2*	1*	0	1*	13
00 CONNER,TERRY		0	0	0	0	0	1	0	0	0	0	0	0	0	0	0	1
11 SELLS,JOSH		2	4	1	3	1	3	0	0	0	0	6	0	0	0	1*	6
12 PENNYCUFF,TODD		2	5	0	1	0	0	4*	0	4	0	4	0	1*	0	0	6
20 FLOWERS,BRAD		0	0	0	0	0	0	0	0	0	0	0	0	0	0	0	0
22 BUTLER,DARREN		0	0	0	0	0	0	0	0	0	0	0	0	0	0	0	0
33 HARDING,DAVID		0	0	0	0	0	0	0	0	0	0	0	0	0	0	0	0
Team Totals								1	0	1				3			
TOTALS		10	28	3	16	8	13	9	9	18	5	31	5	3	0	4	80

Deadball Rebounds: 1, 1: 2

Tot FG %:	1st Half:	10-28	.357	2nd Half:	0- 0	.000	Game:	.357
3-Pt FG %:	1st Half:	3-16	.188	2nd Half:	0- 0	.000	Game:	.188
FT % :	1st Half:	8-13	.615	2nd Half:	0- 0	.000	Game:	.615

PERRY COUNTY HIGH SCHOOL

PCHS (HOME)		FG	AT	FG	AT	FT	AT	OF	DF	To	PF	TP	A	TO	BK	ST	MN
		Total-3-Pts						Rebounds									
03 JONES,CHRIS	f	1	3	0	1	2*	2*	0	2	2	1	4	1	0	0	0	14
22 RHODES,BRYANT	f	0	5*	0	1	0	0	0	2	2	2	0	2*	5*	0	0	16
35 HASTON,KIRK	c	2	3	0	0	0	0	1*	3*	4*	1	4	0	1	1*	0	13
12 GRAY,JOE	g	3*	4	3*	3*	0	0	0	2	2	3*	9*<	2*	0	0	0	10
23 MORRIS,AUSTIN	g	2	3	1	1	0	0	0	1	1	0	5	0	1	0	1*	12
05 CARROLL,PHILLIP		0	0	0	0	0	0	0	0	0	0	0	0	0	0	0	0
14 BROWN,NICHOLAS		0	2	0	0	0	0	0	0	0	3*	0	2*	2	0	0	8
25 HAMM,SHANNON		0	0	0	0	0	0	0	0	0	0	0	0	0	0	0	0
30 WARD,ADRIAN		0	0	0	0	0	0	0	0	0	0	0	0	0	0	0	0
33 CLARK,MICHAEL		0	0	0	0	0	0	0	1	1	2	0	0	1	0	0	5
34 MARRS,CHAD		0	0	0	0	0	0	0	0	0	0	0	0	0	0	0	0
40 BROWN,CORY		0	0	0	0	0	0	1*	1	2	1	0	0	1	0	0	2
41 HOWARD,MITCH		0	0	0	0	0	0	0	0	0	0	0	0	0	0	0	0
44 TRULL,ADAM		0	0	0	0	0	0	0	0	0	0	0	0	0	0	0	0
45 WARREN,BLAKE		0	0	0	0	0	0	0	0	0	0	0	0	0	0	0	0
Team Totals								0	1	1				11			
TOTALS		8	20	4	6	2	2	2	13	15	13	22	7	11	1	1	80

Deadball Rebounds: 0, 0: 0

Tot FG %:	1st Half:	8-20	.400	2nd Half:	0- 0	.000	Game:	.400
3-Pt FG %:	1st Half:	4- 6	.667	2nd Half:	0- 0	.000	Game:	.667
FT % :	1st Half:	2- 2	1.000	2nd Half:	0- 0	.000	Game:	1.000

* - Denotes high in that category

PCHS: largest lead: 0 No. of leads: 0
PC : largest lead: 9 No. of leads: 2

Lead Changes: 0 No. of Ties: 1

	1	2
Pickett County	16	15
Perry County	12	10

010

OFFICIAL NCAA BASKETBALL BOX SCORE — Site: MURFREESBORO, TENNESSEE

PICKETT COUNTY HIGH SCHOOL (34-3) — Date: March 17, 1995

	PC (VISITORS)		Total FG	Total AT	3-Pts FG	3-Pts AT	FT	FT AT	Rebounds OF	Rebounds DF	Rebounds To	PF	TP	A	TO	BK	ST	MN
21	SMITH, MATT	f	2	2	1	1	2	3	2	2	4	1	7	1	0	0	1	25
44	AMONETT, JOSEPH	f	11	21	3	8	8	10	0	11	11	3	33	3	5	0	0	31
10	ROBINSON, BRANDON	c	3	4	0	1	2	4	2	6	8	1	8	0	4	0	2	27
14	REAGAN, TIM	g	1	3	0	2	4	4	0	4	4	1	6	0	3	0	3	25
30	CROUCH, MATT	g	4	6	1	2	1	2	2	6	8	2	10	4	5	0	1	30
00	CONNER, TERRY		0	2	0	0	0	2	1	0	1	0	0	0	0	0	0	5
11	SELLS, JOSH		0	4	0	3	0	1	1	2	3	1	0	1	1	0	0	10
12	PENNYCUFF, TODD		1	1	1	1	2	3	0	2	2	0	5	0	1	0	0	5
22	BUTLER, DARREN		2	3	0	0	0	0	1	0	1	0	4	0	0	0	0	1
33	HARDING, DAVID		0	0	0	0	0	0	0	0	0	0	0	0	0	0	0	1
20	FLOWERS, BRAD		--	--	--	--	--	--	--	--	--	--	--	--	--	--	--	DNP
	Team Totals								1	0	1				0			
	TOTALS		24	46	6	18	19	29	10	33	43	9	73	9	19	0	7	160

Deadball Rebounds: 1, 0: 1

Tot FG %:	1st Half: 12-21	.571	2nd Half: 12-25	.480	Game:	.522
3-Pt FG %:	1st Half: 4-10	.400	2nd Half: 2- 8	.250	Game:	.333
FT % :	1st Half: 6- 9	.667	2nd Half: 13-20	.650	Game:	.655

POWELL VALLEY HIGH SCHOOL (32-2)

	PVHS (HOME)		Total FG	Total AT	3-Pts FG	3-Pts AT	FT	FT AT	Rebounds OF	Rebounds DF	Rebounds To	PF	TP	A	TO	BK	ST	MN
25	HOSKINS, CHRIS	f	6	19	3	10	1	2	5	0	5	4	16	2	3	1	2	32-
44	CLAWSON, ERNIE MAC	f	2	5	0	0	0	0	1	4	5	5	4	1	2	1	2	18
32	GOODIN, MICHAEL	c	6	13	0	2	0	1	3	8	11	5	12	3	2	0	2	31
21	RUSSELL, JASON	g	5	14	0	6	2	2	3	1	4	5	12	0	4	1	0	29
40	BEAN, JEREMIAH	g	2	13	2	10	0	0	1	5	6	1	6	4	4	0	2	32-
12	BEELER, CHAUNCEY		0	0	0	0	0	0	0	0	0	0	0	0	0	0	0	1
23	CRUTCHER, TOMMY		0	0	0	0	0	0	1	0	1	1	0	0	0	0	1	7
34	JESSIE, SEAN		0	1	0	0	0	0	0	3	3	5	0	0	0	0	0	11
10	RAMSEY, KELLY		0	0	0	0	0	0	0	0	0	0	0	0	0	0	0	0+
14	BEAN, TREVOR		0	1	0	1	0	0	0	0	0	0	0	0	0	0	0	0+
22	RUSSELL, TRAVIS		0	0	0	0	0	0	0	0	0	0	0	0	0	0	0	0+
24	HOPPER, NATHAN		0	0	0	0	0	0	0	0	0	0	0	0	0	0	0	0+
	Team Totals								0	0	0				0			
	TOTALS		21	66	5	29	3	5	14	21	35	26	50	10	15	3	9	160

Deadball Rebounds: 0, 0: 0

Tot FG %:	1st Half: 9-26	.346	2nd Half: 12-40	.300	Game:	.318
3-Pt FG %:	1st Half: 2- 7	.286	2nd Half: 3-22	.136	Game:	.172
FT % :	1st Half: 1- 2	.500	2nd Half: 2- 3	.667	Game:	.600

	1st	2nd	OT	OT	Tot
PC	34	39			73
PVHS	21	29			50

OFFICIALS: EDDIE KESSLER, LAVON WORKS, TOM STINNETT

Technical Fouls: none

Attendance: TBA

Comments: AMONETT SETS TOUR.CONSEC.FTM 19 & PICKETT County Sets New Record DEF REBS 33

	1	2	3	4	Final
Pickett County	17	17	13	26	73
	8	13	14	15	50

01
CURRENT STATS - HALFTIME CompuSTATS / San Diego,CA (619)296-7834

PICKETT COUNTY HIGH SCHOOL Date: March 17, 1995

PC (VISITORS)		FG	AT	FG	AT	FT	AT	OF	DF	To	PF	TP	A	TO	BK	ST	MN
		Total-3-pts						Rebounds									
21 SMITH,MATT	f	0	0	0	0	0	0	0	0	0	0	0	0	0	0	0	10
44 AMONETT,JOSEPH	f	7*	13*	3*	7*	3*	4*	0	2	2	0	20*<	1	3*	0	0	16
10 ROBINSON,BRANDON	c	2	3	0	1	2	3	2*	4*	6*	1*	6	0	3*	0	2*	16
14 REAGAN,TIM	g	0	0	0	0	0	0	0	1	1	1*	0	0	2	0	2*	11
30 CROUCH,MATT	g	3	4	1	1	0	0	2*	3	5	0	7	2*	1	0	1	16
00 CONNER,TERRY		0	0	0	0	0	0	0	0	0	0	0	0	0	0	0	0
11 SELLS,JOSH		0	1	0	1	0	0	0	1	1	1*	0	1	0	0	0	6
12 PENNYCUFF,TODD		0	0	0	0	1	2	0	1	1	0	1	0	1	0	0	5
20 FLOWERS,BRAD		0	0	0	0	0	0	0	0	0	0	0	0	0	0	0	0
22 BUTLER,DARREN		0	0	0	0	0	0	0	0	0	0	0	0	0	0	0	0
33 HARDING,DAVID		0	0	0	0	0	0	0	0	0	0	0	0	0	0	0	0
Team Totals								0	0	0				10			
TOTALS		12	21	4	10	6	9	4	12	16	3	34	4	10	0	5	80

Deadball Rebounds: 0, 0: 0

Tot FG %:	1st Half:	12-21	.571	2nd Half:	0- 0	.000	Game:	.571
3-Pt FG %:	1st Half:	4-10	.400	2nd Half:	0- 0	.000	Game:	.400
FT % :	1st Half:	6- 9	.667	2nd Half:	0- 0	.000	Game:	.667

POWELL VALLEY HIGH SCHOOL

PVHS (HOME)		FG	AT	FG	AT	FT	AT	OF	DF	To	PF	TP	A	TO	BK	ST	MN
		Total-3-Pts						Rebounds									
25 HOSKINS,CHRIS	f	3*	8*	2*	4*	1*	2*	3*	0	3	2	9*<	0	2	0	0	16
44 CLAWSON,ERNIE MAC	f	1	3	0	0	0	0	0	1	1	3*	2	0	2	1*	1	10
32 GOODIN,MICHAEL	c	3*	6	0	0	0	0	1	4*	5*	2	6	1	1	0	1	16
21 RUSSELL,JASON	g	2	5	0	1	0	0	2	0	2	2	4	0	3*	0	0	16
40 BEAN,JEREMIAH	g	0	3	0	2	0	0	0	2	2	0	0	4*	2	0	2*	16
10 RAMSEY,KELLY		0	0	0	0	0	0	0	0	0	0	0	0	0	0	0	0
12 BEELER,CHAUNCEY		0	0	0	0	0	0	0	0	0	0	0	0	0	0	0	0
14 BEAN,TREVOR		0	0	0	0	0	0	0	0	0	0	0	0	0	0	0	0
22 RUSSELL,TRAVIS		0	0	0	0	0	0	0	0	0	0	0	0	0	0	0	0
23 CRUTCHER,TOMMY		0	0	0	0	0	0	0	0	0	0	0	0	0	0	0	0
24 HOPPER,NATHAN		0	0	0	0	0	0	0	0	0	0	0	0	0	0	0	0
34 JESSIE,SEAN		0	1	0	0	0	0	0	1	1	1	0	0	0	0	0	6
Team Totals								0	0	0				10			
TOTALS		9	26	2	7	1	2	6	8	14	10	21	5	10	1	4	80

Deadball Rebounds: 0, 0: 0

Tot FG %:	1st Half:	9-26	.346	2nd Half:	0- 0	.000	Game:	.346
3-Pt FG %:	1st Half:	2- 7	.286	2nd Half:	0- 0	.000	Game:	.286
FT % :	1st Half:	1- 2	.500	2nd Half:	0- 0	.000	Game:	.500

* - Denotes high in that category

PVHS: largest lead: 0 No. of leads: 0
PC : largest lead: 13 No. of leads: 1

Lead Changes: 0 No. of Ties: 0

	1	2
Pickett County	17	17
Powell Valley	8	13

010010

OFFICIAL NCAA BASKETBALL BOX SCORE — Site: MURFREESBORO, TENN.

ADAMSVILLE HIGH SCHOOL (29-4) — Date: March 18, 1995

AHS (VISITORS)			Total FG	Total AT	3-Pts FG	3-Pts AT	FT	FT AT	Rebounds OF	Rebounds DF	Rebounds To	PF	TP	A	TO	BK	ST	MN
34	HOOVER, MATT	f	12	17	1	6	0	1	2	8	10	4	25	5	4	3	1	31
40	MEEK, CASEY	f	0	5	0	3	0	0	0	2	2	1	0	1	3	2	0	11
44	SHERRON, B.J.	c	1	1	0	0	0	0	4	2	6	5	2	2	0	2	1	23
23	ROGERS, LUKE	g	1	3	1	2	0	0	0	1	1	2	3	2	2	1	0	16
32	WYATT, CHAD	g	0	2	0	2	0	0	0	2	2	3	0	2	2	0	1	32
14	CARTER, TRACEY		0	0	0	0	0	0	0	0	0	2	0	0	0	0	0	2
21	ERNEST, NICK		0	0	0	0	0	0	0	0	0	1	0	0	0	0	0	1
22	HOOVER, JON		6	18	3	11	2	2	2	1	3	4	17	4	1	0	0	23
33	ENGLE, TONY		1	1	0	0	0	0	0	2	2	2	2	0	0	0	0	8
54	CLEARY, MICHAEL		4	7	3	5	0	0	1	1	2	3	11	2	1	0	2	15
10	ROOT, GEORGE		--	--	--	--	--	--	--	--	--	--	--	--	--	--	--	DNP
20	LUNA, JONATHON		--	--	--	--	--	--	--	--	--	--	--	--	--	--	--	DNP
24	MOORE, STEVEN		--	--	--	--	--	--	--	--	--	--	--	--	--	--	--	DNP
30	CHAMBERS, DEXTER		--	--	--	--	--	--	--	--	--	--	--	--	--	--	--	DNP
42	MASSEY, JOHN		--	--	--	--	--	--	--	--	--	--	--	--	--	--	--	DNP
	Team Totals								0	0	0				0			
	TOTALS		25	54	8	29	2	3	9	19	28	27	60	18	13	8	5	160

Deadball Rebounds: 0, 0: 0

Tot FG %:	1st Half:	7-20	.350	2nd Half: 18-34	.529	Game: .463
3-Pt FG %:	1st Half:	2-13	.154	2nd Half: 6-16	.375	Game: .276
FT % :	1st Half:	2- 2	1.000	2nd Half: 0- 1	.000	Game: .667

PICKETT COUNTY HIGH SCHOOL (35-3)

PC (HOME)			Total FG	Total AT	3-Pts FG	3-Pts AT	FT	FT AT	Rebounds OF	Rebounds DF	Rebounds To	PF	TP	A	TO	BK	ST	MN
21	SMITH, MATT	f	1	8	0	2	0	0	5	4	9	0	2	2	0	0	0	25
44	AMONETT, JOSEPH	f	3	13	1	6	15	17	2	3	5	1	22	5	5	1	2	32
10	ROBINSON, BRANDON	c	6	7	1	1	5	6	3	4	7	3	18	1	1	0	0	31
14	REAGAN, TIM	g	1	2	1	2	5	6	0	2	2	1	8	1	0	0	3	24
30	CROUCH, MATT	g	5	10	2	6	6	8	1	1	2	2	18	2	2	0	3	32
00	CONNER, TERRY		0	0	0	0	0	0	0	1	1	1	0	0	2	0	0	1
11	SELLS, JOSH		0	3	0	1	0	0	3	2	5	0	0	0	0	0	0	9
12	PENNYCUFF, TODD		1	4	0	1	0	0	1	2	3	1	2	0	0	0	1	6
20	FLOWERS, BRAD		--	--	--	--	--	--	--	--	--	--	--	--	--	--	--	DNP
22	BUTLER, DARREN		--	--	--	--	--	--	--	--	--	--	--	--	--	--	--	DNP
33	HARDING, DAVID		--	--	--	--	--	--	--	--	--	--	--	--	--	--	--	DNP
	Team Totals								0	2	2				0			
	TOTALS		17	47	5	19	31	37	15	21	36	9	70	11	10	1	9	160

Deadball Rebounds: 2, 0: 2

Tot FG %:	1st Half:	11-30	.367	2nd Half: 6-17	.353	Game: .362
3-Pt FG %:	1st Half:	5-14	.357	2nd Half: 0- 5	.000	Game: .263
FT % :	1st Half:	8- 9	.889	2nd Half: 23-28	.821	Game: .838

	1st	2nd	OT	OT	Tot
AHS	18	42			60
PC	35	35			70

OFFICIALS: JERRY CARPENTER, STEVE NIXON, LARRY OWENS

Technical Fouls: none

Attendance: TBA

Comments: TSSAA A CHAMPIONSHIP -- AMONETT SETS FTM TOUR REC. 41

	1	2	3	4	FINAL
Adamsville	11	7	15	27	60
Pickett Co.	18	17	12	23	70

01

CURRENT STATS - HALFTIME CompuSTATS / San Diego,CA (619)296-7834

ADAMSVILLE HIGH SCHOOL Date: March 18, 1995

	AHS (VISITORS)		Total FG	Total AT	3-pts FG	3-pts AT	FT	FT AT	Rebounds OF	Rebounds DF	Rebounds To	PF	TP	A	TO	BK	ST	MN
34	HOOVER,MATT	f	3*	5*	0	2	0	0	1	1	2	1	6*<	1	2	2*	0	15
40	MEEK,CASEY	f	0	4	0	2	0	0	0	2*	2	1	0	1	3*	0	0	8
44	SHERRON,B.J.	c	0	0	0	0	0	0	3*	1	4*	2*	0	0	0	2*	1*	13
23	ROGERS,LUKE	g	1	2	1*	2	0	0	0	1	1	1	3	0	2	1	0	8
32	WYATT,CHAD	g	0	2	0	2	0	0	0	2*	2	0	0	0	2	0	0	16
10	ROOT,GEORGE		0	0	0	0	0	0	0	0	0	0	0	0	0	0	0	0
14	CARTER,TRACEY		0	0	0	0	0	0	0	0	0	0	0	0	0	0	0	0
20	LUNA,JONATHON		0	0	0	0	0	0	0	0	0	0	0	0	0	0	0	0
21	ERNEST,NICK		0	0	0	0	0	0	0	0	0	0	0	0	0	0	0	0
22	HOOVER,JON		1	4	0	3*	2*	2*	0	1	1	1	4	2*	0	0	0	10
24	MOORE,STEVEN		0	0	0	0	0	0	0	0	0	0	0	0	0	0	0	0
30	CHAMBERS,DEXTER		0	0	0	0	0	0	0	0	0	0	0	0	0	0	0	0
33	ENGLE,TONY		1	1	0	0	0	0	0	1	1	1	2	0	0	0	0	5
42	MASSEY,JOHN		0	0	0	0	0	0	0	0	0	0	0	0	0	0	0	0
54	CLEARY,MICHAEL		1	2	1*	2	0	0	0	0	0	0	3	1	0	0	0	5
	Team Totals								0	0	0				9			
	TOTALS		7	20	2	13	2	2	4	9	13	7	18	5	9	5	1	80

Deadball Rebounds: 0, 0: 0

Tot FG %:	1st Half:	7-20 .350	2nd Half:	0- 0 .000	Game:	.350
3-Pt FG %:	1st Half:	2-13 .154	2nd Half:	0- 0 .000	Game:	.154
FT % :	1st Half:	2- 2 1.000	2nd Half:	0- 0 .000	Game:	1.000

PICKETT COUNTY HIGH SCHOOL

	PC (HOME)		Total FG	Total AT	3-Pts FG	3-Pts AT	FT	FT AT	Rebounds OF	Rebounds DF	Rebounds To	PF	TP	A	TO	BK	ST	MN
21	SMITH,MATT	f	0	3	0	0	0	0	2*	2*	4*	0	0	2	0	0	0	9
44	AMONETT,JOSEPH	f	1	6*	1	5*	5*	6*	2*	2*	4*	1*	8	4*	2*	0	1	16
10	ROBINSON,BRANDON	c	5*	6*	1	1	3	3	2*	1	3	1*	14*<	1	0	0	0	16
14	REAGAN,TIM	g	1	2	1	2	0	0	0	1	1	1*	3	1	0	0	1	13
30	CROUCH,MATT	g	3	6*	2*	4	0	0	1	0	1	0	8	1	1	0	2*	16
00	CONNER,TERRY		0	0	0	0	0	0	0	0	0	0	0	0	0	0	0	0
11	SELLS,JOSH		0	3	0	1	0	0	2*	1	3	0	0	0	0	0	0	5
12	PENNYCUFF,TODD		1	4	0	1	0	0	1	2*	3	1*	2	0	0	0	1	5
20	FLOWERS,BRAD		0	0	0	0	0	0	0	0	0	0	0	0	0	0	0	0
22	BUTLER,DARREN		0	0	0	0	0	0	0	0	0	0	0	0	0	0	0	0
33	HARDING,DAVID		0	0	0	0	0	0	0	0	0	0	0	0	0	0	0	0
	Team Totals								0	0	0				3			
	TOTALS		11	30	5	14	8	9	10	9	19	4	35	9	3	0	5	80

Deadball Rebounds: 1, 0: 1

Tot FG %:	1st Half:	11-30 .367	2nd Half:	0- 0 .000	Game:	.367
3-Pt FG %:	1st Half:	5-14 .357	2nd Half:	0- 0 .000	Game:	.357
FT % :	1st Half:	8- 9 .889	2nd Half:	0- 0 .000	Game:	.889

* - Denotes high in that category

PC : largest lead: 17 No. of leads: 1
AHS : largest lead: 5 No. of leads: 1

Lead Changes: 0 No. of Ties: 1

	1	2
Adamsville	11	7
Pickett County	18	17

1993 Class A State Boys' Basketball Tournament

March 17 - March 20, 1993 · Murphy Center - MTSU - Murfreesboro, TN

Game 1
Wed. Mar. 17 11:00 AM

BGA (30-0)	69
Lookout Valley (29-3)	60

Game 2
Wed. Mar. 17 12:45 PM

East Robertson (27-5)	74
Adamsville (23-8)	68

Game 3
Wed. Mar. 17 2:30 PM

Spring Hill (27-7)	78
Middleton (18-11)	55

Game 4
Wed. Mar. 17 5:15 PM

Pickett Co. (30-4)	54
Oneida (24-7)	38

Game 5
Fri. Mar. 19 11:00 AM

BGA	57
East Robertson	51

Game 6
Fri. Mar. 19 12:45 PM

Spring Hill	69
Pickett Co.	80

Game 7
Sat. Mar. 20 4:00 PM

BGA	74
Pickett Co.	71

BGA
STATE CHAMPION

OFFICIAL NCAA BASKETBALL BOX SCORE 03-16-93 MURFREESBORO
Licensed To: Middle Tennessee

FINAL BOX

VISITORS: PICKETT COUNTY 31-4

NO	PLAYER	FG	FGA	3P	3PA	FT	FTA	OR	DR	TOT	PF	PTS	A	TO	BLK	S	MIN
12	JASON MEADOWS	6	15	1	5	3	4	3	10	13	2	16	0	2	1	2	28
20	STEVEN MELTON	5	12	0	1	3	5	3	4	7	1	13	0	4	0	0	31
22	BARTON PARRIS	2	4	0	0	1	2	2	7	9	3	5	1	4	0	1	28
44	JOSEPH AMONETT	3	7	1	3	2	2	0	4	4	1	9	3	5	0	1	31
52	KEVIN BEASLEY	1	4	1	3	2	2	1	3	4	4	5	2	5	0	1	22
11	RYAN HAYNES	0	0	0	0	0	0	0	0	0	0	0	0	0	0	0	0
30	MATT CROUCH	1	2	0	1	2	2	1	0	1	1	4	0	0	0	0	5
33	EDDIE GIPSON	1	2	0	0	0	0	1	1	2	0	2	1	0	0	0	15
54	ANTHONY BRANNUM	0	0	0	0	0	0	0	0	0	0	0	0	0	0	0	0
14	JOSEPH RIDDLE	0	1	0	0	0	0	0	0	0	0	0	0	0	0	1	0
10	BRANDON ROBINSON	0	0	0	0	0	0	0	0	0	0	0	0	0	0	0	0
50	BILLY WITT	DNP- CC															
	TEAM							2	0	2				0			
	TOTALS	19	47	3	13	13	17	13	29	42	12	54	7	20	1	6	160

TOTAL FG %	1st Half	41.7	2nd Half	39.1	OT		Game	40.4	DEADBALL
3 PT FG %	1st Half	25.0	2nd Half	20.0	OT		Game	23.1	REBOUNDS 1
FT %	1st Half	75.0	2nd Half	76.9	OT		Game	76.5	

HOME: ONIEDA 26-6

NO	PLAYER	FG	FGA	3P	3PA	FT	FTA	OR	DR	TOT	PF	PTS	A	TO	BLK	S	MIN
03	BYRON BILLINGSLEY	2	13	1	7	0	2	1	1	2	0	5	2	6	0	2	31
11	JAY SEALS	0	3	0	1	0	0	0	2	2	0	0	2	2	0	1	25
13	RODNEY WEST	7	14	1	6	0	0	4	3	7	3	15	1	2	5	1	31
23	BRENT SEXTON	0	3	0	2	1	2	3	0	3	4	1	1	3	0	1	20
45	STAN PENNINGTON	5	17	0	2	2	3	4	6	10	5	12	1	3	0	3	28
41	DAVID PAYNE	0	0	0	0	0	0	0	0	0	0	0	0	0	0	0	0
04	STEVEN MALOTT	DNP- CC															
15	DUFF PENNINGTON	0	0	0	0	0	0	0	0	0	0	0	0	0	0	0	0
33	JASON FULTS	0	1	0	1	0	0	0	0	0	1	0	0	1	0	0	1
32	CHRIS JACKSON	DNP- CC															
35	PETE SHOEMAKER	2	2	0	0	1	2	1	6	7	2	5	1	1	0	0	21
22	TREYE SHOEMAKER	DNP- CC															
25	JOSH THOMPSON	0	1	0	0	0	0	0	0	0	2	0	0	1	0	0	3
12	GERRY GARRET	DNP- CC															
42	KEVIN WINDLE	DNP- CC															
05	ADAM WRIGHT	0	0	0	0	0	0	0	0	0	0	0	0	0	0	0	0
	TEAM							0	0	0				0			
	TOTALS	16	54	2	19	4	9	13	18	31	17	38	8	19	5	8	160

TOTAL FG %	1st Half	40.0	2nd Half	20.7	OT		Game	29.6	DEADBALL
3 PT FG %	1st Half	16.7	2nd Half	7.7	OT		Game	10.5	REBOUNDS 1
FT %	1st Half	33.3	2nd Half	50.0	OT		Game	44.4	

Technical Fouls: 0
Attendance: TBA

OFFICIALS
#0- DAVID CAMPBELL
#0- ANTINIO PETTY
#0- ROY DILL

SCORE BY PERIODS	1	2	OT	OT	OT	FINAL
PICKETT COUNTY	25	29				54
ONIEDA	22	16				38

TECHNICAL FOULS:

Pickett County	8	17	14	15	54
Onieda	13	9	8	8	38

INDIVIDUAL:
PICKETT: NONE
ONIEDA: NONE

This report has been produced by STATMAN II (tm) 3.00.FWC
Copyright (c) 1991 NBA Properties, Inc. All Rights Reserved.

OFFICIAL NCAA BASKETBALL BOX SCORE 03-16-93 MURFREESBORO
Licensed To: Middle Tennessee FIRST HALF

VISITORS: PICKETT COUNTY

NO	PLAYER	FG	FGA	3P	3PA	FT	FTA	OR	DR	TOT	PF	PTS	A	TO	BLK	S	MIN
12	JASON MEADOWS	3	7	0	1	0	0	0	3	3	1	6	0	0	1	1	14
20	STEVEN MELTON	2	5	0	1	1	2	1	2	3	0	5	0	3	0	0	15
22	BARTON FARRIS	1	3	0	0	0	0	2	1	3	1	2	0	3	0	1	14
44	JOSEPH AMONETT	2	4	1	2	0	0	0	2	2	1	5	2	2	0	0	15
52	KEVIN BEASLEY	1	3	1	3	2	2	1	2	3	2	5	2	3	0	0	13
11	RYAN HAYNES	DNP-															
30	MATT CROUCH	0	1	0	1	0	0	0	0	0	0	0	0	0	0	0	3
33	EDDIE GIFSON	1	1	0	0	0	0	0	0	0	0	2	0	0	0	0	6
54	ANTHONY BRANNUM	DNP-															
14	JOSEPH RIDDLE	DNP-															
10	BRANDON ROBINSON	DNP-															
50	BILLY WITT	DNP-															
	TEAM							1	0	1				0			
	TOTALS	10	24	2	8	3	4	5	10	15	5	25	4	11	1	2	80

TOTAL FG %	1st Half 41.7	2nd Half	OT	Game 41.7	DEADBALL		
3 PT FG %	1st Half 25.0	2nd Half	OT	Game 25.0	REBOUNDS	0	
FT %	1st Half 75.0	2nd Half	OT	Game 75.0			

HOME: ONIEDA

NO	PLAYER	FG	FGA	3P	3PA	FT	FTA	OR	DR	TOT	PF	PTS	A	TO	BLK	S	MIN
03	BYRON BILLINGSLEY	1	5	0	3	0	2	0	0	0	0	2	1	5	0	2	16
11	JAY SEALS	0	1	0	0	0	0	0	2	2	0	0	1	2	0	1	11
13	RODNEY WEST	4	6	1	2	0	0	3	2	5	2	9	1	1	2	1	15
23	BRENT SEXTON	0	0	0	0	0	0	1	0	1	0	0	0	3	0	0	11
45	STAN PENNINGTON	4	12	0	1	1	1	2	2	4	2	9	1	0	0	0	14
41	DAVID PAYNE	DNP-															
04	STEVEN MALOTT	DNP-															
15	DUFF PENNINGTON	DNP-															
33	JASON FULTS	DNP-															
32	CHRIS JACKSON	DNP-															
35	PETE SHOEMAKER	1	1	0	0	0	0	0	4	4	1	2	1	1	0	0	11
22	TREYE SHOEMAKER	DNP-															
25	JOSH THOMPSON	0	0	0	0	0	0	0	0	0	0	0	0	1	0	0	2
12	GERRY GARRET	DNP-															
42	KEVIN WINDLE	DNP-															
05	ADAM WRIGHT	DNP-															
	TEAM							0	0	0				0			
	TOTALS	10	25	1	6	1	3	6	10	16	5	22	5	13	2	4	80

TOTAL FG %	1st Half 40.0	2nd Half	OT	Game 40.0	DEADBALL		
3 PT FG %	1st Half 16.7	2nd Half	OT	Game 16.7	REBOUNDS	1	
FT %	1st Half 33.3	2nd Half	OT	Game 33.3			

Technical Fouls: 0
Attendance:

OFFICIALS
#0- DAVID CAMPBELL
#0- ANTINIO PETTY
#0- ROY DILL

SCORE BY PERIODS	1	2	OT	OT	OT	~~FINAL~~ Half
PICKETT COUNTY	8	17				25
ONIEDA	13	9				22

TECHNICAL FOULS:

INDIVIDUAL:
PICKETT: NONE
ONIEDA: NONE

This report has been produced by STATMAN II (tm) 3.00.FWC
Copyright (c) 1991 NBA Properties, Inc. All Rights Reserved.

OFFICIAL NCAA BASKETBALL BOX SCORE 03-18-93 MURFREESBORO
Licensed To: Middle Tennessee FINAL BOX

VISITORS: PICKETT COUNTY 32-4

NO	PLAYER	FG	FGA	3P	3PA	FT	FTA	OR	DR	TOT	PF	PTS	A	TO	BLK	S	MIN
12	JASON MEADOWS	8	19	0	7	5	5	2	8	10	3	21	4	5	1	1	32
20	STEVEN MELTON	7	13	1	1	4	4	7	4	11	3	19	5	3	0	2	32
22	BARTON PARRIS	6	7	0	0	0	0	0	4	4	3	12	1	2	0	2	27
44	JOSEPH AMONETT	6	6	2	2	4	4	0	2	2	4	18	3	8	2	1	28
52	KEVIN BEASLEY	4	8	0	2	0	1	0	11	11	2	8	2	1	0	0	28
11	RYAN HAYNES	DNP- CC															
30	MATT CROUCH	0	0	0	0	0	0	0	0	0	0	0	0	0	0	0	1
33	EDDIE GIPSON	1	1	0	0	0	0	1	1	2	0	2	3	3	1	1	12
54	ANTHONY BRANNUM	DNP- CC															
14	JOSEPH RIDDLE	DNP- CC															
10	BRANDON ROBINSON	DNP- CC															
50	BILLY WITT	0	0	0	0	0	2	0	0	0	0	0	0	0	0	0	0
	TEAM							0	0	0				0			
	TOTALS	32	54	3	12	13	16	10	30	40	15	80	18	22	4	7	160

TOTAL FG %	1st Half 43.8	2nd Half 81.8	OT	Game 59.3	DEADBALL			
3 PT FG %	1st Half 22.2	2nd Half 33.3	OT	Game 25.0	REBOUNDS	1		
FT %	1st Half 100.0	2nd Half 66.7	OT	Game 81.3				

HOME: SPRING HILL 25-8

NO	PLAYER	FG	FGA	3P	3PA	FT	FTA	OR	DR	TOT	PF	PTS	A	TO	BLK	S	MIN
12	TALVIN ARMSTRONG	9	23	4	13	2	3	2	0	2	3	24	1	1	0	4	24
20	MIGUEL BROWN	1	6	0	1	0	0	2	4	6	1	2	1	2	0	1	20
42	DeWAYNE WEBSTER	7	7	0	0	3	6	8	4	12	1	17	1	1	0	1	30
10	BERNARD ODEN	5	15	0	5	2	4	2	3	5	1	12	1	3	0	2	27
44	RICK STONE	3	10	3	6	0	0	1	2	3	2	9	0	0	0	0	27
34	JAMES BELL	0	7	0	4	2	3	3	1	4	4	2	2	4	0	2	18
05	JASON BARNHILL	DNP- CC															
30	CHRIS HAMMOND	DNP- CC															
32	TREVOR McWILLIAMS	DNP- CC															
04	T.J. BEECH	DNP- CC															
22	KELVIN PERRY	1	2	0	0	1	2	0	0	0	3	3	0	0	0	0	12
24	VARNZEB BELL	DNP- CC															
03	WILLIE STREET	0	1	0	0	0	0	1	0	1	0	0	0	0	0	0	2
14	ROBERT BAUGH	DNP- CC															
	TEAM							0	0	0				0			
	TOTALS	26	71	7	29	10	18	19	14	33	15	69	6	11	0	10	160

TOTAL FG %	1st Half 35.5	2nd Half 37.5	OT	Game 36.6	DEADBALL			
3 PT FG %	1st Half 18.2	2nd Half 27.8	OT	Game 24.1	REBOUNDS	4		
FT %	1st Half 50.0	2nd Half 57.1	OT	Game 55.6				

Technical Fouls: 0
Attendance: TBA

OFFICIALS
#0- ROY DILL
#0- BARRY MATHIS
#0- BILL DUNCAN

SCORE BY PERIODS	1	2	OT	OT	OT	FINAL
PICKETT COUNTY	37	43				80
SPRING HILL	26	43				69

TECHNICAL FOULS:

INDIVIDUAL:
PICKETT: NONE
SPRING: NONE

	1	2	3	4	Final
Pickett County	17	20	22	21	80
Spring Hill	17	9	19	24	69

This report has been produced by STATMAN II (tm) 3.00.FWC
Copyright (c) 1991 NBA Properties, Inc. All Rights Reserved.

OFFICIAL NCAA BASKETBALL BOX SCORE 03-18-93 MURFREESBORO
Licensed To: Middle Tennessee

FIRST HALF

VISITORS: PICKETT COUNTY

NO	PLAYER	FG	FGA	3P	3PA	FT	FTA	OR	DR	TOT	PF	PTS	A	TO	BLK	S	MIN
12	JASON MEADOWS	4	11	0	5	1	1	1	3	4	2	9	1	1	1	1	16
20	STEVEN MELTON	3	9	0	0	2	2	6	3	9	1	8	2	1	0	0	16
22	BARTON PARRIS	1	2	0	0	0	0	0	1	1	1	2	1	0	0	0	13
44	JOSEPH AMONETT	5	5	2	2	4	4	0	1	1	0	16	1	3	1	0	16
52	KEVIN BEASLEY	1	5	0	2	0	0	0	7	7	0	2	1	0	0	0	14
11	RYAN HAYNES	DNP-															
30	MATT CROUCH	DNP-															
33	EDDIE GIPSON	0	0	0	0	0	0	0	1	1	0	0	2	1	0	1	5
54	ANTHONY BRANNUM	DNP-															
14	JOSEPH RIDDLE	DNP-															
10	BRANDON ROBINSON	DNP-															
50	BILLY WITT	DNP-															
	TEAM							0	0	0				0			
	TOTALS	14	32	2	9	7	7	7	16	23	4	37	8	6	2	2	80

TOTAL FG % 1st Half	43.8	2nd Half	OT	Game	43.8	DEADBALL	
3 PT FG % 1st Half	22.2	2nd Half	OT	Game	22.2	REBOUNDS	0
FT % 1st Half	100.0	2nd Half	OT	Game	100.0		

HOME: SPRING HILL

NO	PLAYER	FG	FGA	3P	3PA	FT	FTA	OR	DR	TOT	PF	PTS	A	TO	BLK	S	MIN
12	TALVIN ARMSTRONG	2	7	0	2	0	0	0	0	0	2	4	1	1	0	1	8
20	MIGUEL BROWN	1	4	0	0	0	0	0	4	4	0	2	0	0	0	0	12
42	DeWAYNE WEBSTER	2	2	0	0	1	2	4	2	6	1	5	0	0	0	1	16
10	BERNARD ODEN	3	7	0	2	1	2	0	3	3	1	7	0	1	0	1	15
44	RICK STONE	2	6	2	4	0	0	0	1	1	1	6	0	0	0	0	14
34	JAMES BELL	0	3	0	3	0	0	0	1	1	1	0	0	2	0	0	7
05	JASON BARNHILL	DNP-															
30	CHRIS HAMMOND	DNP-															
32	TREVOR McWILLIAMS	0	0	0	0	0	0	0	0	0	0	0	0	0	0	0	0
04	T.J. BEECH	DNP-															
22	KELVIN PERRY	1	2	0	0	0	0	0	0	0	1	2	0	0	0	0	7
24	VARNZEB BELL	DNP-															
03	WILLIE STREET	0	0	0	0	0	0	0	0	0	0	0	0	0	0	0	1
14	ROBERT BAUGH	0	0	0	0	0	0	0	0	0	0	0	0	0	0	0	0
	TEAM							0	0	0				0			
	TOTALS	11	31	2	11	2	4	4	11	15	7	26	1	4	0	3	80

TOTAL FG % 1st Half	35.5	2nd Half	OT	Game	35.5	DEADBALL	
3 PT FG % 1st Half	18.2	2nd Half	OT	Game	18.2	REBOUNDS	2
FT % 1st Half	50.0	2nd Half	OT	Game	50.0		

Technical Fouls: 0
Attendance:

OFFICIALS
#0- ROY DILL
#0- BARRY MATHIS
#0- BILL DUNCAN

SCORE BY PERIODS	1	2	OT	OT	OT	FINAL
PICKETT COUNTY	37					37
SPRING HILL	26					26

TECHNICAL FOULS:

INDIVIDUAL:
PICKETT: NONE
SPRING: NONE

	1	2
Pickett County	17	20
Spring Hill	17	9

This report has been produced by STATMAN II (tm) 3.00.FWC
Copyright (c) 1991 NBA Properties, Inc. All Rights Reserved.

OFFICIAL NCAA BASKETBALL BOX SCORE 03-20-93 MURFREESBORO
Licensed To: Middle Tennessee

FINAL BOX

VISITORS: PICKETT COUNTY 32-5

NO	PLAYER	FG	FGA	3P	3PA	FT	FTA	OR	DR	TOT	PF	PTS	A	TO	BLK	S	MIN
12	JASON MEADOWS	4	16	1	7	0	0	5	3	8	4	9	8	4	0	1	25
20	STEVEN MELTON	8	11	0	1	0	0	2	3	5	1	16	3	3	0	0	32
22	BARTON PARRIS	4	7	0	0	0	2	0	4	4	4	8	3	1	1	2	30
44	JOSEPH AMONETT	8	13	7	10	0	1	3	2	5	2	23	3	3	0	1	32
52	KEVIN BEASLEY	7	12	1	3	0	2	4	10	14	2	15	3	2	0	0	29
11	RYAN HAYNES	DNP- CC															
30	MATT CROUCH	DNP- CC															
33	EDDIE GIPSON	0	3	0	2	0	0	2	0	2	0	0	0	2	0	1	12
54	ANTHONY BRANNUM	DNP- CC															
14	JOSEPH RIDDLE	DNP- CC															
10	BRANDON ROBINSON	DNP- CC															
50	BILLY WITT	DNP- CC															
	TEAM							1	0	1				0			
	TOTALS	31	62	9	23	0	5	17	22	39	13	71	20	15	1	5	160

TOTAL FG %	1st Half 45.2	2nd Half 54.8	OT	Game 50.0	DEADBALL			
3 PT FG %	1st Half 45.5	2nd Half 33.3	OT	Game 39.1	REBOUNDS	1		
FT %	1st Half 0.0	2nd Half 0.0	OT	Game 0.0				

HOME: BGA 33-0

NO	PLAYER	FG	FGA	3P	3PA	FT	FTA	OR	DR	TOT	PF	PTS	A	TO	BLK	S	MIN
04	BRANDON WOOD	5	11	5	10	0	1	0	0	0	1	15	3	1	0	1	32
14	JEFF VANLANDINGHAM	5	14	3	10	0	2	2	3	5	1	13	5	0	0	5	32
20	O.J. FLEMMING	3	4	0	0	2	2	3	1	4	3	8	1	4	1	0	24
32	ALEX GREGG	5	9	5	9	3	4	2	6	8	1	18	0	2	0	0	31
44	SETH PETTUS	5	12	0	0	5	6	4	5	9	5	15	2	2	2	2	26
54	TUTT HIGHTOWER	DNP- CC															
10	BRENT JONES	DNP- CC															
52	MATT McAFEE	DNP- CC															
50	WAYNE CREEL	0	2	0	0	0	0	0	1	1	1	0	0	0	0	0	2
24	JASON SHULL	DNP- CC															
34	JARRON SPRINGER	DNP- CC															
22	MICHAEL TRAILOV	DNP- CC															
30	TRAVIS BURTON	DNP- CC															
12	AARON ANDERSON	DNP- CC															
42	BENNETT WOOD	2	3	1	2	0	1	1	1	2	0	5	1	1	0	1	13
	TEAM							0	1	1				0			
	TOTALS	25	55	14	31	10	16	12	18	30	12	74	12	10	3	9	160

TOTAL FG %	1st Half 35.5	2nd Half 58.3	OT	Game 45.5	DEADBALL			
3 PT FG %	1st Half 31.6	2nd Half 66.7	OT	Game 45.2	REBOUNDS	2		
FT %	1st Half 25.0	2nd Half 75.0	OT	Game 62.5				

Technical Fouls: 0
Attendance: TBA

OFFICIALS
#0- ROGER HOUCK
#0- PETE NORVILLE
#0- JOHN MACON

SCORE BY PERIODS	1	2	OT	OT	OT	FINAL
PICKETT COUNTY	33	38				71
BGA	29	45				74

TECHNICAL FOULS:

INDIVIDUAL:
PICKETT: NONE
BGA: NONE

	1	2	3	4	Final
Pickett County	20	13	21	17	71
BGA	17	12	25	20	74

JOSEPH AMONETT SETS TOURNAMENT RECORD
FOR BEST 3-PT. FG% WITH 10-15 ~~.714~~ .667

This report has been produced by STATMAN II (tm) 3.00.FWC
Copyright (c) 1991 NBA Properties, Inc. All Rights Reserved.

OFFICIAL NCAA BASKETBALL BOX SCORE 03-20-93 MURFREESBORO
Licensed To: Middle Tennessee

FIRST HALF

VISITORS: PICKETT COUNTY

NO	PLAYER	FG	FGA	3P	3PA	FT	FTA	OR	DR	TOT	PF	PTS	A	TO	BLK	S	MIN
12	JASON MEADOWS	3	12	1	5	0	0	4	2	6	2	7	5	3	0	1	14
20	STEVEN MELTON	3	4	0	1	0	0	1	1	2	0	6	1	1	0	0	16
22	BARTON FARRIS	3	4	0	0	0	0	0	0	0	1	6	0	0	0	1	14
44	JOSEPH AMONETT	4	5	4	4	0	0	0	2	2	0	12	1	1	0	1	16
52	KEVIN BEASLEY	1	4	0	0	0	1	3	8	11	0	2	1	1	0	0	13
11	RYAN HAYNES	DNP-															
30	MATT CROUCH	DNP-															
33	EDDIE GIPSON	0	2	0	1	0	0	0	0	0	0	0	0	2	0	1	7
54	ANTHONY BRANNUM	DNP-															
14	JOSEPH RIDDLE	DNP-															
10	BRANDON ROBINSON	DNP-															
50	BILLY WITT	DNP-															
	TEAM							0	0	0				0			
	TOTALS	14	31	5	11	0	1	8	13	21	3	33	8	8	0	4	80

TOTAL FG % 1st Half	45.2	2nd Half	OT	Game	45.2	DEADBALL	
3 PT FG % 1st Half	45.5	2nd Half	OT	Game	45.5	REBOUNDS	0
FT % 1st Half	0.0	2nd Half	OT	Game	0.0		

HOME: BGA

NO	PLAYER	FG	FGA	3P	3PA	FT	FTA	OR	DR	TOT	PF	PTS	A	TO	BLK	S	MIN
04	BRANDON WOOD	3	9	3	8	0	0	0	0	0	1	9	2	1	0	0	16
14	JEFF VANLANDINGHAM	2	8	1	6	0	2	2	2	4	0	5	2	0	0	4	16
20	O.J. FLEMMING	1	1	0	0	0	0	1	1	2	2	2	0	3	1	0	8
32	ALEX GREGG	2	4	2	4	0	0	2	2	4	1	6	0	1	0	0	15
44	SETH PETTUS	3	6	0	0	1	2	3	2	5	2	7	0	1	2	1	14
54	TUTT HIGHTOWER	DNP-															
10	BRENT JONES	DNP-															
52	MATT McAFEE	DNP-															
50	WAYNE CREEL	0	2	0	0	0	0	0	1	1	1	0	0	0	0	0	2
24	JASON SHULL	DNP-															
34	JARRON SPRINGER	DNP-															
22	MICHAEL TRAILOV	DNP-															
30	TRAVIS BURTON	DNP-															
12	AARON ANDERSON	DNP-															
42	BENNETT WOOD	0	1	0	1	0	0	0	1	1	0	0	0	0	0	1	9
	TEAM							0	1	1				0			
	TOTALS	11	31	6	19	1	4	8	10	18	7	29	4	6	3	6	80

TOTAL FG % 1st Half	35.5	2nd Half	OT	Game	35.5	DEADBALL	
3 PT FG % 1st Half	31.6	2nd Half	OT	Game	31.6	REBOUNDS	2
FT % 1st Half	25.0	2nd Half	OT	Game	25.0		

Technical Fouls: 0
Attendance:

OFFICIALS
#0- ROGER HOUCK
#0- PETE NORVILLE
#0- JOHN MACON

SCORE BY PERIODS	1	2	OT	OT	OT	FINAL
PICKETT COUNTY	33					33
BGA	29					29

TECHNICAL FOULS:

INDIVIDUAL:
PICKETT: NONE
BGA: NONE

	1	2
Pickett County	20	13
BGA	17	12

This report has been produced by STATMAN II (tm) 3.00.FWC
Copyright (c) 1991 NBA Properties, Inc. All Rights Reserved.

1992 Class A State Boys' Basketball Tournament

March 18 - March 21, 1992 · Murphy Center - MTSU - Murfreesboro, TN

Game 1
Wed. Mar. 18 11:30 AM

Pickett Co. (30-4)	67
Moore Co. (24-7)	52

Game 2
Wed. Mar. 18 12:45 PM

Middleton (28-5)	68
North Greene (21-11)	46

Game 3
Wed. Mar. 18 2:30 PM

Mt. Pleasant (23-7)	78
Peabody (28-2)	74

Game 4
Wed. Mar. 18 5:15 PM

East Robertson (24-6)	82
Tennessee Temple (27-6)	66

Game 5
Fri. Mar. 20 11:00 AM

Pickett Co.	42
Middleton	60

Game 6
Fri. Mar. 20 12:45 PM

Mt. Pleasant	67
East Robertson	74

Game 7
Sat. Mar. 21 4:00 PM

Middleton	75
East Robertson	60

Middleton
STATE CHAMPION

Boys A

OFFICIAL NCAA BASKETBALL BOX SCORE 03-18-92 MURFREESBORO, TN

Licensed To: Middle Tennessee

FINAL BOX

VISITORS: MOORE CO. 24-8

NO	PLAYER	FG	FGA	3P	3PA	FT	FTA	OR	DR	TOT	PF	PTS	A	TO	BLK	S	MIN
03	Andrew Martin	1	4	1	2	0	1	0	3	3	4	3	4	4	0	0	27
15	Jason Waggoner	3	8	0	0	0	0	1	8	9	5	6	1	3	1	0	31
20	Greg Tipps	0	8	0	6	0	0	3	2	5	4	0	0	1	0	1	27
22	Jeff Norman	8	11	0	1	5	5	1	3	4	4	21	0	1	0	0	29
44	Brad Wilkerson	9	19	0	4	3	5	3	2	5	3	21	2	3	0	0	28
24	Denning Harder	0	5	0	4	0	0	2	0	2	3	0	3	0	0	0	9
32	Kevin Hart	0	0	0	0	0	0	0	0	0	0	0	0	0	0	0	1
25	Shawn Adams	0	1	0	1	0	0	0	1	1	0	0	0	0	0	0	1
34	Lance Neal	0	0	0	0	0	0	0	0	0	0	0	0	0	0	0	1
42	Paul Fletcher	0	0	0	0	0	0	0	0	0	0	0	0	0	0	0	1
35	Shawn Stewart	0	0	0	0	0	0	0	0	0	0	0	0	0	0	0	1
14	Michael Fanning	0	0	0	0	0	0	0	1	1	0	0	0	0	0	0	3
10	James Fanning	0	0	0	0	1	2	0	0	0	0	1	0	0	0	0	1
30	Shane Fowler	DNP- CC															
	TEAM							0	0	0				0			
	TOTALS	21	56	1	18	9	13	10	20	30	23	52	10	12	1	1	160

TOTAL FG %	1st Half 47.8	2nd Half 30.3	OT	Game 37.5	DEADBALL			
3 PT FG %	1st Half 0.0	2nd Half 7.1	OT	Game 5.6	REBOUNDS	1		
FT %	1st Half 100.0	2nd Half 33.3	OT	Game 69.2				

HOME: PICKETT CO. 31-4

NO	PLAYER	FG	FGA	3P	3PA	FT	FTA	OR	DR	TOT	PF	PTS	A	TO	BLK	S	MIN
12	Jason Meadows	5	11	0	3	4	6	2	10	12	2	14	4	1	1	2	30
14	Ricky Tate	1	5	0	2	4	4	5	5	10	1	6	1	2	0	0	24
20	Steven Melton	6	12	1	2	5	5	2	2	4	2	18	2	1	0	1	31
30	Chad Crouch	4	9	0	0	0	1	1	1	2	4	8	4	3	0	2	31
44	Joseph Amonett	0	1	0	0	8	8	0	3	3	4	8	0	1	0	0	15
10	Billy Garrett	0	0	0	0	0	0	1	0	1	0	0	0	0	0	0	1
33	Eddie Gibson	0	1	0	1	0	0	1	2	3	1	0	0	0	0	0	1
11	Ryan Haynes	0	1	0	1	0	0	0	0	0	0	0	0	1	0	0	1
50	Matt Crouch	0	0	0	0	0	0	0	0	0	0	0	0	0	0	0	1
54	Anthony Brannam	0	0	0	0	0	0	0	0	0	0	0	0	0	0	0	1
22	Barton Parris	0	1	0	0	0	0	1	0	1	0	0	1	0	0	0	4
52	Kevin Beasley	5	10	0	3	3	3	0	5	5	1	13	1	2	0	0	20
	TEAM							0	0	0				0			
	TOTALS	21	51	1	12	24	27	13	28	41	15	67	13	11	1	5	160

TOTAL FG %	1st Half 32.1	2nd Half 52.2	OT	Game 41.2	DEADBALL			
3 PT FG %	1st Half 0.0	2nd Half 16.7	OT	Game 8.3	REBOUNDS	0		
FT %	1st Half 85.7	2nd Half 90.0	OT	Game 88.9				

Technical Fouls: 0

Attendance: TBA

OFFICIALS

#1- Steve Caldwell

#2- Larry Hutchinson#3- Glenn Norwood

#3- Glenn Norwood

SCORE BY PERIODS	1	2	3	4	OT	FINAL
MOORE CO.	13	16	11	12		52
PICKETT CO.	15	9	21	22		67

TECHNICAL FOULS:

INDIVIDUAL:

MOORE: NONE

PICKETT: NONE

This report has been produced by STATMAN II (tm) 3.00.FWC
Copyright (c) 1991 NBA Properties, Inc. All Rights Reserved.

OFFICIAL NCAA BASKETBALL BOX SCORE 03-18-92 MURFREESBORO, TN
Licensed To: Middle Tennessee FIRST HALF

VISITORS: MOORE CO.

NO	PLAYER	FG	FGA	3P	3PA	FT	FTA	OR	DR	TOT	PF	PTS	A	TO	BLK	S	MIN
03	Andrew Martin	0	1	0	0	0	0	0	2	2	2	0	2	2	0	0	12
15	Jason Waggoner	2	6	0	0	0	0	0	5	5	1	4	1	2	1	0	16
20	Greg Tipps	0	3	0	2	0	0	1	1	2	1	0	0	0	0	0	15
22	Jeff Norman	5	7	0	1	5	5	1	1	2	1	15	0	1	0	0	16
44	Brad Wilkerson	4	4	0	0	2	2	1	0	1	2	10	0	2	0	0	13
24	Denning Harder	0	2	0	1	0	0	1	0	1	1	0	2	0	0	0	5
32	Kevin Hart	DNP-															
25	Shawn Adams	DNP-															
34	Lance Neal	DNP-															
42	Paul Fletcher	DNP-															
35	Shawn Stewart	DNP-															
14	Michael Fanning	0	0	0	0	0	0	0	1	1	0	0	0	0	0	0	3
10	James Fanning	DNP-															
30	Shane Fowler	DNP-															
	TEAM							0	0	0				0			
	TOTALS	11	23	0	4	7	7	4	10	14	8	29	5	7	1	0	80

TOTAL FG %	1st Half 47.8	2nd Half	OT	Game 47.8	DEADBALL		
3 PT FG %	1st Half 0.0	2nd Half	OT	Game 0.0	REBOUNDS	0	
FT %	1st Half 100.0	2nd Half	OT	Game 100.0			

HOME: PICKETT CO.

NO	PLAYER	FG	FGA	3P	3PA	FT	FTA	OR	DR	TOT	PF	PTS	A	TO	BLK	S	MIN
12	Jason Meadows	1	5	0	2	1	2	2	2	4	2	3	2	1	1	1	15
14	Ricky Tate	1	5	0	2	2	2	4	2	6	0	4	1	2	0	0	14
20	Steven Melton	3	7	0	1	1	1	2	1	3	2	7	0	0	0	1	16
30	Chad Crouch	2	5	0	0	0	0	1	1	2	0	4	0	1	0	0	16
44	Joseph Amonett	0	1	0	0	2	2	0	1	1	3	2	0	1	0	0	8
10	Billy Garrett	DNP-															
33	Eddie Gibson	DNP-															
11	Ryan Haynes	DNP-															
50	Matt Crouch	DNP-															
54	Anthony Brannam	DNP-															
22	Barton Parris	0	1	0	0	0	0	1	0	1	0	0	1	0	0	0	4
52	Kevin Beasley	2	4	0	1	0	0	0	1	1	0	4	0	2	0	0	7
	TEAM							0	0	0				0			
	TOTALS	9	28	0	6	6	7	10	8	18	7	24	4	7	1	2	80

TOTAL FG %	1st Half 32.1	2nd Half	OT	Game 32.1	DEADBALL		
3 PT FG %	1st Half 0.0	2nd Half	OT	Game 0.0	REBOUNDS	0	
FT %	1st Half 85.7	2nd Half	OT	Game 85.7			

Technical Fouls: 0
Attendance:

OFFICIALS
#1- Steve Caldwell
#2- Larry Hutchinson#3- Glenn Norwood
#3- Glenn Norwood

SCORE BY PERIODS	1	2	3	4	OT	FINAL
MOORE CO.	13	16				29
PICKETT CO.	15	9				24

TECHNICAL FOULS:

INDIVIDUAL:
MOORE: NONE
PICKETT: NONE

This report has been produced by STATMAN II (tm) 3.00.FWC
Copyright (c) 1991 NBA Properties, Inc. All Rights Reserved.

OFFICIAL NCAA BASKETBALL BOX SCORE 03-20-92 MURFREESBORO, TN
Licensed To: Middle Tennessee FINAL BOX

VISITORS: MIDDLETON 30-5

NO	PLAYER	FG	FGA	3P	3PA	FT	FTA	OR	DR	TOT	PF	PTS	A	TO	BLK	S	MIN
22	Datrick Cheairs	6	12	2	5	0	0	0	0	0	0	14	1	1	1	2	31
24	Ricky Jones	6	9	1	2	0	0	1	6	7	1	13	7	3	1	2	30
34	Tyrone Smith	4	9	2	6	0	0	0	5	5	1	10	1	3	0	1	30
42	Dedrick McGuire	0	3	0	0	0	0	1	4	5	4	0	3	2	0	0	16
40	Stevie Hamer	6	9	0	0	5	7	4	13	17	0	17	0	3	1	0	31
14	Timothy Burkley	0	0	0	0	0	0	0	0	0	0	0	0	0	0	0	1
04	Barney Hobbs	2	6	0	1	0	0	0	4	4	0	4	1	3	0	1	16
20	Paul Hill	1	2	0	0	0	0	1	1	2	0	2	0	1	0	0	2
10	Johnny Lanier	0	2	0	1	0	0	0	0	0	0	0	0	0	0	0	1
44	Chuck Norwood	0	0	0	0	0	0	0	0	0	0	0	0	0	0	0	1
52	Tommie Hoyle	DNP- CC															
12	Justin Holden	0	0	0	0	0	0	0	0	0	0	0	0	0	0	0	0
30	David Norwood	0	0	0	0	0	0	0	0	0	2	0	0	0	0	0	1
54	Terrence Woody	DNP- CC															
	TEAM							0	0	0				0			
	TOTALS	25	52	5	15	5	7	7	33	40	8	60	13	16	3	6	160

TOTAL FG %	1st Half 48.0	2nd Half 48.1	OT	Game 48.1	DEADBALL			
3 PT FG %	1st Half 44.4	2nd Half 16.7	OT	Game 33.3	REBOUNDS	1		
FT %	1st Half 33.3	2nd Half 100.0	OT	Game 71.4				

HOME: PICKETT CO. 31-5

NO	PLAYER	FG	FGA	3P	3PA	FT	FTA	OR	DR	TOT	PF	PTS	A	TO	BLK	S	MIN
12	Jason Meadows	5	22	2	13	2	2	7	2	9	1	14	2	1	1	2	24
20	Steven Melton	3	8	0	2	0	0	2	7	9	1	6	0	1	0	1	30
30	Chad Crouch	3	7	0	2	0	0	2	5	7	3	6	3	2	0	0	31
44	Joseph Amonett	3	18	1	12	0	0	1	1	2	0	7	2	1	0	0	27
52	Kevin Beasley	2	5	0	1	0	0	3	3	6	3	4	1	3	0	1	24
10	Billy Garrett	0	0	0	0	0	0	0	1	1	0	0	0	0	0	0	1
33	Eddie Gibson	1	1	0	0	1	2	0	1	1	0	3	0	0	1	0	2
11	Ryan Haynes	DNP- CC															
54	Anthony Brannam	0	0	0	0	0	0	0	0	0	0	0	0	0	0	0	0
50	Matt Crouch	0	0	0	0	0	0	0	0	0	0	0	0	0	0	0	1
22	Barton Parris	0	1	0	0	2	2	0	1	1	0	2	0	0	0	0	3
14	Ricky Tate	0	4	0	3	0	0	2	0	2	0	0	1	3	0	3	17
	TEAM							0	0	0				0			
	TOTALS	17	66	3	33	5	6	17	21	38	8	42	9	11	2	7	160

TOTAL FG %	1st Half 20.0	2nd Half 30.6	OT	Game 25.8	DEADBALL			
3 PT FG %	1st Half 0.0	2nd Half 20.0	OT	Game 9.1	REBOUNDS	0		
FT %	1st Half 0.0	2nd Half 83.3	OT	Game 83.3				

Technical Fouls: 0
Attendance: TBA

OFFICIALS
#0- Jim Jackson
#0- Dan Friar
#3- Glenn Norwood

SCORE BY PERIODS	1	2	3	4	OT	FINAL
MIDDLETON	13	16	13	18		60
PICKETT CO.	8	8	17	13		42
	6	6				

TECHNICAL FOULS:

INDIVIDUAL:
MIDDLETON: NONE
PICKETT: NONE

This report has been produced by STATMAN II (tm) 3.00.FWC
Copyright (c) 1991 NBA Properties, Inc. All Rights Reserved.

OFFICIAL NCAA BASKETBALL BOX SCORE 03-20-92 MURFREESBORO, TN
Licensed To: Middle Tennessee FIRST HALF

VISITORS: MIDDLETON

NO	PLAYER	FG	FGA	3P	3PA	FT	FTA	OR	DR	TOT	PF	PTS	A	TO	BLK	S	MIN
22	Datrick Cheairs	2	4	1	2	0	0	0	0	0	0	5	0	0	0	1	16
24	Ricky Jones	3	6	1	2	0	0	1	2	3	0	7	3	0	0	0	16
34	Tyrone Smith	3	6	2	4	0	0	0	3	3	0	8	1	0	0	1	16
42	Dedrick McGuire	0	2	0	0	0	0	0	3	3	2	0	2	1	0	0	11
40	Stevie Hamer	4	5	0	0	1	3	1	7	8	0	9	0	2	1	0	16
14	Timothy Burkley	DNP-															
04	Barney Hobbs	0	2	0	1	0	0	0	0	0	0	0	0	0	0	0	5
20	Paul Hill	DNP-															
10	Johnny Lanier	DNP-															
44	Chuck Norwood	DNP-															
52	Tommie Hoyle	DNP-															
12	Justin Holden	DNP-															
30	David Norwood	DNP-															
54	Terrence Woody	DNP-															
	TEAM							0	0	0				0			
	TOTALS	12	25	4	9	1	3	2	15	17	2	29	6	3	1	2	80

TOTAL FG % 1st Half	48.0	2nd Half	OT	Game	48.0	DEADBALL	
3 PT FG % 1st Half	44.4	2nd Half	OT	Game	44.4	REBOUNDS	1
FT % 1st Half	33.3	2nd Half	OT	Game	33.3		

HOME: PICKETT CO.

NO	PLAYER	FG	FGA	3P	3PA	FT	FTA	OR	DR	TOT	PF	PTS	A	TO	BLK	S	MIN
12	Jason Meadows	1	12	0	8	0	0	5	1	6	1	2	0	0	0	0	~~21~~ 13
20	Steven Melton	0	1	0	1	0	0	0	6	6	0	0	0	0	0	0	~~32~~ 16
30	Chad Crouch	2	2	0	0	0	0	2	3	5	1	4	0	2	0	0	~~32~~ 16
44	Joseph Amonett	2	11	0	7	0	0	1	0	1	0	4	2	0	0	0	14
52	Kevin Beasley	1	3	0	1	0	0	0	2	2	1	2	0	2	0	0	12
10	Billy Garrett	DNP-															
33	Eddie Gibson	DNP-															
11	Ryan Haynes	DNP-															
54	Anthony Brannam	0	0	0	0	0	0	0	0	0	0	0	0	0	0	0	~~20~~ 0
50	Matt Crouch	DNP-															
22	Barton Parris	DNP-															
14	Ricky Tate	0	1	0	1	0	0	1	0	1	0	0	1	2	0	2	9
	TEAM							0	0	0				0			
	TOTALS	6	30	0	18	0	0	9	12	21	3	12	3	6	0	2	~~46~~ 80

TOTAL FG % 1st Half	20.0	2nd Half	OT	Game	20.0	DEADBALL	
3 PT FG % 1st Half	0.0	2nd Half	OT	Game	0.0	REBOUNDS	0
FT % 1st Half	0.0	2nd Half	OT	Game	0.0		

Technical Fouls: 0
Attendance:

OFFICIALS	SCORE BY PERIODS	1	2	OT	OT	OT	FINAL
#0- Jim Jackson	MIDDLETON	13	16				29
#0- Dan Friar	PICKETT CO.	6	6				12
#3- Glenn Norwood							

TECHNICAL FOULS:

INDIVIDUAL:
MIDDLETON: NONE
PICKETT: NONE

This report has been produced by STATMAN II (tm) 3.00.FWC
Copyright (c) 1991 NBA Properties, Inc. All Rights Reserved.

1991 Class A State Boys' Basketball Tournament

March 20 - March 23, 1991 · Murphy Center - MTSU - Murfreesboro, TN

Game 1
Wed. Mar. 20 11:00 AM

N. MLK (21-8)	67
Chattanooga City (23-8)	54

Game 2
Wed. Mar. 20 12:45 PM

Middleton (27-5)	65
Moore Co. (24-6)	53

Game 3
Wed. Mar. 20 2:30 PM

CSAS (23-7)	68
Pickett Co. (33-2)	63

Game 4
Wed. Mar. 20 5:15 PM

Denmark West (20-10)	65
Wayne Co. (21-7)	55

Game 5
Fri. Mar. 22 11:00 AM

N. MLK	49
Middleton	47

Game 6
Fri. Mar. 22 12:45 PM

CSAS	69
Denmark West	58

Game 7
Sat. Mar. 23 4:00 PM

N. MLK	51
CSAS	47

N. MLK
STATE CHAMPION

OFFICIAL NCAA® BASKETBALL BOX SCORE

Date 3/20/91 Site Murfreesboro, TN

VISITORS (Last name, first) (Indicate starters with an asterisk)

No.	Pickett County (33-3)	Total FG FG	Total FG FGA	3-point FG	3-point FGA	FT	FTA	Rebounds Off	Rebounds Def	Rebounds Tot	PF	TP	A	TO	BLK	S	MIN
12	Jason Meadows	9	21	1	6	0	1	5	1	6	2	19	1	3	0	0	
22	Eugene Parris	5	14	1	4	3	5	2	0	2	5	14	1	2	1	0	
30	Chad Crouch	2	6	1	3	0	0	1	4	5	2	5	2	1	0	0	
33	Brent Smith	2	7	0	0	4	5	1	1	2	5	8	5	3	0	1	
44	Nicky Rich	2	4	1	2	0	0	0	3	3	2	5	3	2	0	0	
10	Billy GARRETT																
11	Anthony Robbins																
14	Ricky Tate																
20	Stephen Melton	1	2	0	1	0	0	1	2	3	0	2	1	0	0	0	
50	John Keisling																
52	Kevin Beasley	4	6	2	2	0	0	2	4	6	2	10	0	0	0	1	
	TEAM REBOUNDS (included in Totals)																
	TOTALS	25	60	6	18	7	11	12	15	27	18	63	13	11	1	2	

TOTAL FG%: 1st half .400 (14-35) 2nd half .444 (11-25) Game .417

3-Pt. FG%: 1st half .333 (3-9) 2nd half .333 (3-9) Game .333

FT%: 1st half .000 (0-1) 2nd half .700 (7-10) Game .636

Deadball rebounds 0

HOME (Last name, first) (Indicate starters with an asterisk)

No.	Chatt. Arts + Sciences (24-7)	Total FG FG	Total FG FGA	3-point FG	3-point FGA	FT	FTA	Rebounds Off.	Rebounds Def.	Rebounds Tot.	PF	TP	A	TO	BLK	S	MIN
10	C.J. Braden	2	7	2	5	1	2	0	1	1	2	7	1	4	0	0	
12	Porter Roberts	8	16	3	5	5	6	1	2	3	2	24	3	6	0	0	
23	Phillip Moss	2	3	0	0	2	2	2	1	3	0	6	0	2	0	0	
32	Carlos Clark	2	13	0	0	0	0	6	9	15	2	4	0	3	3	1	
34	George Hudgins	7	10	0	0	1	3	5	4	9	5	15	0	4	1	1	
3	Jermaine Flanagan	0	0	0	0	0	0	0	0	0	0		0	0	0	0	
4	Adam Chesney																
14	Jeff Hardaway																
15	William McGhee																
21	Carlos Pride	0	1	0	0	0	1	0	0	0	0	0	0	0	0	0	
25	Napoleon Rutledge	3	4	0	0	6	8	4	4	8	3	12	2	2	0	0	
25	Andy Fitzsimmons																
30	Wade Hinton	0	0	0	0	0	0	0	0	0	0	0	0	0	0	0	
40	Wendell Glass																
50	Kyle Brans																
	TEAM REBOUNDS (included in Totals)									3							
	TOTALS	24	54	5	10	15	22	18	21	42	14	68	6	21	4	2	

TOTAL FG%: 1st half .433 (13-30) 2nd half .458 (11-24) Game .444

3-Pt. FG%: 1st half .571 (4-7) 2nd half .333 (1-3) Game .500

FT%: 1st half .500 (3-6) 2nd half .750 (12-16) Game .682

Deadball rebounds 1

Technical fouls:

Attendance: 3785 (EST.)

Officials:

SCORE BY PERIODS

	1st H.		2nd H.		OT	OT	FINAL
Pickett Co.	20	11	16	16			63
Arts + Sciences	13	20	14	21			68

OFFICIAL NCAA® BASKETBALL BOX SCORE

Date 3/20/91 Site Murfreesboro, TN

VISITORS (Last name, first) (Indicate starters with an asterisk)

No.	Pickett County	Total FG FG	Total FG FGA	3-point FG	3-point FGA	FT	FTA	Rebounds Off.	Rebounds Def.	Rebounds Tot.	PF	TP	A	TO	BLK	S	MIN
12	Jason Meadows	4	10	0	2	0	0	3	0	3	0	8	1	2	0	0	
22	Eugene Parris	5	9	1	2	0	1	1	0	1	1	11	0	1	1	0	
30	Chad Crouch	0	4	0	2	0	0	0	3	3	2	0	1	1	0	0	
33	Brent Smith	0	4	0	0	0	0	1	0	1	1	0	3	3	0	1	
44	Nicky Rich	0	1	0	0	0	0	0	1	1	1	0	1	1	0	0	
10	Billy GARRETT																
11	Anthony Robbins																
14	Ricky Tate																
20	Stephen Melton	1	2	0	1	0	0	1	2	3	0	2	0	0	0	0	
50	John Keisling																
52	Kevin Beasley	4	5	2	2	0	0	2	4	6	1	10	0	0	0	0	
	TEAM REBOUNDS (included in Totals)																
	TOTALS	14	35	3	9	0	1	8	10	18	6	31	6	8	1	1	

TOTAL FG%: 1st half .400 2nd half _____ Game _____ Deadball rebounds _____

3-Pt. FG%: 1st half .333 2nd half _____ Game _____

FT%: 1st half .000 2nd half _____ Game _____

HOME (Last name, first) (Indicate starters with an asterisk)

No.	Chatt. Arts + Sciences	Total FG FG	Total FG FGA	3-point FG	3-point FGA	FT	FTA	Rebounds Off.	Rebounds Def.	Rebounds Tot.	PF	TP	A	TO	BLK	S	MIN
10	C.J. Braden	2	5	2	4	0	0	0	0	0	0	6	1	2	0	0	
12	Porter Roberts	5	10	2	3	0	0	1	1	2	1	12	2	3	0	0	
23	Phillip Moss	1	1	0	0	2	2	1	1	2	0	4	0	1	0	0	
32	Carlos Clark	1	7	0	0	0	0	4	5	9	0	2	0	2	3	1	
34	George Hudgins	3	5	0	0	0	0	1	3	4	3	6	0	3	0	0	
3	Jermaine Flanagan	0	0	0	0	0	0	0	0	0	0	0	0	0	0	0	
4	Adam Chesney																
14	Jeff Hardaway																
15	William McGhee																
21	Carlos Pride	0	1	0	0	0	1	0	0	0	0	0	0	0	0	0	
22	Napoleon Rutledge	1	1	0	0	1	2	1	1	2	1	3	1	2	0	0	
25	Andy Fitzsimmons																
30	Wade Hinton	0	0	0	0	0	0	0	0	0	0	0	0	0	0	0	
40	Wendell Glass																
50	Kyle Bruns																
	TEAM REBOUNDS (included in Totals)									2							
	TOTALS	13	30	4	7	3	6	8	11	21	5	33	4	13	3	1	

TOTAL FG%: 1st half .433 2nd half _____ Game _____ Deadball rebounds 1

3-Pt. FG%: 1st half .571 2nd half _____ Game _____

FT%: 1st half .500 2nd half _____ Game _____

Technical fouls: _____

Attendance: _____

Officials: _____

SCORE BY PERIODS	1st H.		2nd H.		OT		OT		~~FINAL~~ HALF
Pickett Co.	20	11							31
Arts + Sciences	13	20							33

NCAA 6649-8/89

1990 Class A State Boys' Baskeball Tournament

March 21 - March 24, 1990 · Murphy Center - MTSU - Murfreesboro, TN



OFFICIAL NCAA BASKETBALL BOX SCORE 03-21-90 MURFREESBORO
FINAL BOX

VISITORS: MOORE COUNTY 27-5

NO	PLAYER	FG	FGA	3P	3PA	FT	FTA	OR	DR	TOT	PF	PTS	A	TO	BLK	S	MIN
12	G EADY	4	12	0	1	6	8	6	3	9	4	14	1	3	0	0	25
15	MARCH	3	14	1	7	2	4	2	2	4	5	9	3	3	0	0	31
25	GROGAN	4	8	1	1	0	0	2	4	6	1	9	0	1	0	0	25
34	L KING	6	13	4	8	1	2	3	6	9	4	17	0	3	1	0	31
44	WILKERSON	5	15	3	9	1	2	0	4	4	5	14	5	2	0	0	29
24	GREGORY	2	3	0	0	1	2	1	2	3	1	5	0	0	0	0	10
14	A MARTIN	0	0	0	0	0	0	1	0	1	0	0	0	0	0	0	3
30	HARPER	0	1	0	0	0	0	0	0	0	0	0	0	0	0	0	1
32	WAGGONER	DNP-															
35	DOTTER	0	0	0	0	0	0	0	0	0	0	0	0	0	0	0	1
40	BRYANT	DNP-															
42	NEAL	0	0	0	0	0	0	0	0	0	0	0	0	0	0	0	1
22	NORMAN	DNP-															
20	TIPPS	0	0	0	0	0	0	0	0	0	0	0	0	0	0	0	1
10	K EADY	0	0	0	0	0	0	0	1	1	1	0	0	0	0	0	2
	TEAM REBOUNDS							2	1	1							
	TOTALS	24	66	9	26	11	18	17	23	40	21	68	9	12	1	0	160

TOTAL FG %: 1st Half 23.3 2nd Half 47.2 Game 36.4 DEADBALL
3 PT FG %: 1st Half 27.3 2nd Half 40.0 Game 34.6 REBOUNDS 2
FT %: 1st Half 62.5 2nd Half 60.0 Game 61.1

Technical Fouls: 0

HOME: PICKETT COUNTY 26-8

NO	PLAYER	FG	FGA	3P	3PA	FT	FTA	OR	DR	TOT	PF	PTS	A	TO	BLK	S	MIN
12	MEADOWS	5	9	1	2	2	3	0	4	4	1	13	5	0	1	0	27
22	PARRIS	17	22	0	0	1	10	1	9	10	2	35	1	2	0	1	31
30	MITCHELL	6	13	1	5	0	0	1	6	7	5	13	7	8	1	2	31
33	B SMITH	2	2	0	0	7	9	0	4	4	4	11	4	2	0	0	27
44	RICH	3	3	1	1	0	0	0	5	5	2	7	3	1	0	0	31
52	BEASLEY	0	0	0	0	0	0	0	0	0	0	0	0	0	0	0	1
50	K KING	0	0	0	0	0	0	0	0	0	0	0	0	0	0	0	1
10	B GARRETT	0	0	0	0	0	0	0	0	0	0	0	0	0	0	0	1
20	S MELTON	0	0	0	0	2	2	0	0	0	0	2	1	0	0	0	9
54	ARMS	0	0	0	0	0	0	0	0	0	0	0	0	0	0	0	1
	TEAM REBOUNDS							0	2	-1							
	TOTALS	33	49	3	8	12	24	2	30	32	14	81	21	13	2	3	160

TOTAL FG %: 1st Half 70.4 2nd Half 63.6 Game 67.3 DEADBALL
3 PT FG %: 1st Half 60.0 2nd Half 0.0 Game 37.5 REBOUNDS 3
FT %: 1st Half 42.9 2nd Half 52.9 Game 50.0

Technical Fouls: 0

OFFICIALS:
DOUGLAS McBRAYE
LARRY HUTCHINSO

SCORE BY PERIODS	1	2	OT	OT	OT	FINAL
MOORE COUNTY	22	46				68
PICKETT COUNTY	44	37				81

SCORE BY QUARTERS

MOORE COUNTY	3	19	18	28
PICKETT COUNTY	20	24	12	25

MOORE COUNTY SETS NEW 3-FGA RECORD, 26

OFFICIAL NCAA BASKETBALL BOX SCORE 03-21-90 MURFREESBORO
FIRST HALF

VISITORS: MOORE COUNTY

NO	PLAYER	FG	FGA	3P	3PA	FT	FTA	OR	DR	TOT	PF	PTS	A	TO	BLK	S	MIN
12	G EADY	1	6	0	0	2	2	3	2	5	2	4	1	1	0	0	14
15	MARCH	2	9	1	4	1	2	1	2	3	0	6	3	1	0	0	16
25	GROGAN	1	5	0	0	0	0	1	0	1	1	2	0	0	0	0	14
34	L KING	2	4	2	4	0	0	0	2	2	1	6	0	1	0	0	16
44	WILKERSON	0	5	0	3	1	2	0	2	2	1	1	1	1	0	0	14
24	GREGORY	1	1	0	0	1	2	1	1	2	1	3	0	0	0	0	4
14	A MARTIN	0	0	0	0	0	0	0	0	0	0	0	0	0	0	0	2
30	HARPER	DNP-															
32	WAGGONER	DNP-															
35	DOTTER	DNP-															
40	BRYANT	DNP-															
42	NEAL	DNP-															
22	NORMAN	DNP-															
20	TIPPS	DNP-															
10	K EADY	DNP-															
	TEAM REBOUNDS							1	0	1							
	TOTALS	7	30	3	11	5	8	7	9	16	6	22	5	4	0	0	80

TOTAL FG %: 1st Half 23.3 2nd Half Game 23.3 DEADBALL
3 PT FG %: 1st Half 27.3 2nd Half Game 27.3 REBOUNDS 0
FT %: 1st Half 62.5 2nd Half Game 62.5

Technical Fouls: 0

HOME: PICKETT COUNTY

NO	PLAYER	FG	FGA	3P	3PA	FT	FTA	OR	DR	TOT	PF	PTS	A	TO	BLK	S	MIN
12	MEADOWS	2	4	1	2	1	2	0	1	1	1	6	2	0	1	0	14
22	PARRIS	9	13	0	0	1	4	1	6	7	2	19	0	1	0	0	16
30	MITCHELL	4	6	1	2	0	0	0	5	5	1	9	3	1	0	1	16
33	B SMITH	2	2	0	0	1	1	0	3	3	2	5	2	1	0	0	16
44	RICH	2	2	1	1	0	0	0	3	3	1	5	3	0	0	0	16
52	BEASLEY	DNP-															
50	K KING	DNP-															
10	B GARRETT	DNP-															
20	S MELTON	0	0	0	0	0	0	0	0	0	0	0	1	0	0	0	2
54	ARMS	DNP-															
	TEAM REBOUNDS							0	1	-1							
	TOTALS	19	27	3	5	3	7	1	19	20	7	44	11	3	1	1	80

TOTAL FG %: 1st Half 70.4 2nd Half Game 70.4 DEADBALL
3 PT FG %: 1st Half 60.0 2nd Half Game 60.0 REBOUNDS 2
FT %: 1st Half 42.9 2nd Half Game 42.9

Technical Fouls: 0

OFFICIALS:
DOUGLAS McBRAYE
LARRY HUTCHINSO

SCORE BY PERIODS	1	2	OT	OT	OT	FINAL
MOORE COUNTY	22					22
PICKETT COUNTY	44					44

SCORE BY QUARTERS

MOORE COUNTY	3	19
PICKETT COUNTY	20	24

Boys

OFFICIAL NCAA BASKETBALL BOX SCORE 03-23-90 MURFREESBORO
FINAL BOX

VISITORS: PICKETT COUNTY 27-8

NO	PLAYER	FG	FGA	3P	3PA	FT	FTA	OR	DR	TOT	PF	PTS	A	TO	BLK	S	MIN
12	MEADOWS	6	10	4	8	0	0	1	2	3	4	16	6	0	0	0	30
22	PARRIS	9	12	0	0	4	6	2	3	5	4	22	2	2	0	0	26
30	MITCHELL	15	25	6	15	7	8	3	4	7	4	43	0	2	1	0	32
33	B SMITH	2	10	0	6	0	2	0	1	1	2	4	11	5	0	2	32
44	RICH	0	0	0	0	1	2	2	1	3	3	1	3	2	0	1	32
52	BEASLEY	DNP-															
50	K KING	DNP-															
10	B GARRETT	DNP-															
20	S MELTON	0	0	0	0	0	0	1	0	1	1	0	1	0	0	0	8
54	ARMS	DNP-															
	TEAM REBOUNDS							1	2	2							
	TOTALS	32	57	10	29	12	18	10	13	23	18	86	23	11	1	3	160

TOTAL FG %:	1st Half	62.5	2nd Half	51.5	Game	56.1	DEADBALL
3 PT FG %:	1st Half	41.7	2nd Half	29.4	Game	34.5	REBOUNDS 1
FT %:	1st Half	75.0	2nd Half	64.3	Game	66.7	

Technical Fouls: 0

HOME: BRADFORD 29-4

NO	PLAYER	FG	FGA	3P	3PA	FT	FTA	OR	DR	TOT	PF	PTS	A	TO	BLK	S	MIN
14	BELEW	3	6	1	2	2	2	3	5	8	5	9	6	8	0	0	31
15	M JONES	3	9	2	4	3	4	2	1	3	4	11	2	3	0	0	32
34	T BROWN	6	9	1	2	5	7	5	5	10	3	18	4	3	0	0	32
40	STREET	8	14	0	1	8	9	4	5	9	2	24	3	1	0	0	32
44	WHITE	8	16	0	1	6	8	4	3	7	1	22	2	0	0	0	32
50	HORNE	DNP-															
20	WINGO	0	0	0	0	0	0	0	0	0	0	0	0	0	0	0	1
22	FIELDS	DNP-															
10	KILBURN	DNP-															
55	CAMPBELL	DNP-															
42	ROBERTSON	DNP-															
32	C ALLEN	DNP-															
11	D JONES	DNP-															
	TEAM REBOUNDS							0	1	0							
	TOTALS	28	54	4	10	24	30	18	20	38	15	84	17	15	0	0	160

TOTAL FG %:	1st Half	46.4	2nd Half	57.7	Game	51.9	DEADBALL
3 PT FG %:	1st Half	40.0	2nd Half	40.0	Game	40.0	REBOUNDS 1
FT %:	1st Half	90.0	2nd Half	75.0	Game	80.0	

Technical Fouls: 0

OFFICIALS:
DORRIS ARMSTRON
ROBERT McEUEN

SCORE BY PERIODS	1	2	OT	OT	OT	FINAL
PICKETT COUNTY	38	48				86
BRADFORD	37	47				84

SCORE BY QUARTERS:

PICKETT COUNTY	28	10	17	31
BRADFORD	17	20	26	21

TOURNEY PAID ATT.: 11,464; TOTAL ATT.: 26,364

OFFICIAL NCAA BASKETBALL BOX SCORE 03-23-90 MURFREESBORO
FIRST HALF

VISITORS: PICKETT COUNTY

NO	PLAYER	FG	FGA	3P	3PA	FT	FTA	OR	DR	TOT	PF	PTS	A	TO	BLK	S	MIN
12	MEADOWS	4	7	3	6	0	0	1	1	2	0	11	2	0	0	0	16
22	PARRIS	3	4	0	0	2	2	1	2	3	3	8	2	2	0	0	14
30	MITCHELL	8	11	2	5	0	0	1	3	4	2	18	0	2	0	0	16
33	B SMITH	0	2	0	1	0	0	0	0	0	1	0	4	3	0	0	16
44	RICH	0	0	0	0	1	2	1	0	1	0	1	2	1	0	0	16
52	BEASLEY	DNP-															
50	K KING	DNP-															
10	B GARRETT	DNP-															
20	S MELTON	0	0	0	0	0	0	0	0	0	0	0	0	0	0	0	2
54	ARMS	DNP-															
	TEAM REBOUNDS							1	0	1							
	TOTALS	15	24	5	12	3	4	5	6	11	6	38	10	8	0	0	80

TOTAL FG %: 1st Half 62.5 2nd Half Game 62.5 DEADBALL
3 PT FG %: 1st Half 41.7 2nd Half Game 41.7 REBOUNDS 0
FT %: 1st Half 75.0 2nd Half Game 75.0

Technical Fouls: 0

HOME: BRADFORD

NO	PLAYER	FG	FGA	3P	3PA	FT	FTA	OR	DR	TOT	PF	PTS	A	TO	BLK	S	MIN
14	BELEW	1	2	1	1	0	0	2	2	4	1	3	4	4	0	0	16
15	M JONES	1	5	0	1	2	2	1	0	1	1	4	1	0	0	0	16
34	T BROWN	3	4	1	2	1	2	4	0	4	2	8	2	1	0	0	16
40	STREET	4	7	0	0	2	2	1	0	1	0	10	1	0	0	0	16
44	WHITE	4	10	0	1	4	4	2	3	5	1	12	0	0	0	0	16
50	HORNE	DNP-															
20	WINGO	DNP-															
22	FIELDS	DNP-															
10	KILBURN	DNP-															
55	CAMPBELL	DNP-															
42	ROBERTSON	DNP-															
32	C ALLEN	DNP-															
11	D JONES	DNP-															
	TEAM REBOUNDS							0	0	0							
	TOTALS	13	28	2	5	9	10	10	5	15	5	37	8	5	0	0	80

TOTAL FG %: 1st Half 46.4 2nd Half Game 46.4 DEADBALL
3 PT FG %: 1st Half 40.0 2nd Half Game 40.0 REBOUNDS 0
FT %: 1st Half 90.0 2nd Half Game 90.0

Technical Fouls: 0

OFFICIALS:
DORRIS ARMSTRON
ROBERT McEUEN

SCORE BY PERIODS	1	2	OT	OT	OT	FINAL
PICKETT COUNTY	38					38
BRADFORD	37					37

SCORE BY QUARTERS:

PICKETT COUNTY	28	10
BRADFORD	17	20

TOURNEY PAID ATT.: 11,464; TOTAL ATT.: 26,364

OFFICIAL NCAA BASKETBALL BOX SCORE 03-24-90 MURFREESBORO
FINAL BOX

VISITORS: CLARKRANGE 24-11

NO	PLAYER	FG	FGA	3P	3PA	FT	FTA	OR	DR	TOT	PF	PTS	A	TO	BLK	S	MIN
12	WOOD	2	8	1	5	5	6	1	3	4	4	10	5	6	0	1	31
24	ASHBURN	3	12	1	7	0	0	5	2	7	2	7	3	4	0	1	31
30	L HOWARD	4	11	0	0	3	4	4	2	6	4	11	0	3	0	0	28
50	R JONES	2	5	0	0	0	0	1	3	4	4	4	1	0	1	0	30
52	CROUCH	6	17	5	12	0	0	2	7	9	5	17	1	2	2	2	31
32	HARGIS	0	0	0	0	0	0	0	1	1	1	0	0	1	0	0	3
54	RAMSEY	0	0	0	0	0	0	0	0	0	0	0	0	0	0	0	1
10	R TAYLOR	0	0	0	0	0	0	1	0	1	0	0	0	0	0	0	1
14	G HAYNES	1	4	0	1	0	0	3	0	3	0	2	0	0	0	0	1
34	C VAUGHN	0	0	0	0	0	0	0	0	0	0	0	0	0	0	0	1
04	M MILLER	0	1	0	1	0	0	0	0	0	0	0	0	0	0	0	1
22	G GARRETT	0	0	0	0	0	0	0	0	0	1	0	0	1	0	0	1
	TEAM REBOUNDS							1	0	0							
	TOTALS	18	58	7	26	8	10	18	18	36	21	51	10	17	3	4	160

TOTAL FG %: 1st Half 37.0 2nd Half 25.8 Game 31.0 DEADBALL
3 PT FG %: 1st Half 30.8 2nd Half 23.1 Game 26.9 REBOUNDS 1
FT %: 1st Half 50.0 2nd Half 100.0 Game 80.0

Technical Fouls: 0

HOME: PICKETT COUNTY 28-8

NO	PLAYER	FG	FGA	3P	3PA	FT	FTA	OR	DR	TOT	PF	PTS	A	TO	BLK	S	MIN
12	MEADOWS	4	10	1	5	0	1	3	4	7	0	9	2	2	0	0	29
22	PARRIS	7	13	0	0	4	8	3	10	13	2	18	4	2	1	1	31
30	MITCHELL	5	12	1	6	8	8	3	4	7	4	19	1	2	1	0	23
33	B SMITH	2	6	1	3	7	8	0	1	1	1	12	5	5	2	0	31
44	RICH	1	3	1	1	2	2	4	2	6	3	5	3	3	0	0	22
52	BEASLEY	0	0	0	0	0	0	0	0	0	0	0	0	1	0	0	1
50	K KING	0	0	0	0	0	0	0	0	0	0	0	0	0	0	0	1
10	B GARRETT	0	0	0	0	0	0	0	0	0	0	0	0	0	0	0	1
20	S MELTON	0	1	0	1	2	3	1	2	3	0	2	1	1	0	1	20
54	ARMS	0	0	0	0	0	0	0	0	0	0	0	0	0	0	0	1
	TEAM REBOUNDS							0	0	-1							
	TOTALS	19	45	4	16	23	30	14	23	37	10	65	16	16	4	2	160

TOTAL FG %: 1st Half 35.7 2nd Half 52.9 Game 42.2 DEADBALL
3 PT FG %: 1st Half 25.0 2nd Half 0.0 Game 25.0 REBOUNDS 1
FT %: 1st Half 100.0 2nd Half 68.2 Game 76.7

Technical Fouls: 0

OFFICIALS:
JERRY JONES
LARRY HUTCHINSO

SCORE BY PERIODS	1	2	OT	OT	OT	FINAL
CLARKRANGE	26	25				51
PICKETT COUNTY	32	33				65

SCORE BY QUARTERS:

CLARKRANGE	15	11	10	15
PICKETT COUNTY	19	13	14	21

TOTAL PAID ATT.: 18,844; TOTAL ATT.: 38,944

OFFICIAL NCAA BASKETBALL BOX SCORE 03-24-90 MURFREESBORO
FIRST HALF

VISITORS: CLARKRANGE

NO	PLAYER	FG	FGA	3P	3PA	FT	FTA	OR	DR	TOT	PF	PTS	A	TO	BLK	S	MIN
12	WOOD	2	5	1	3	1	2	1	3	4	1	6	1	3	0	0	16
24	ASHBURN	1	7	0	4	0	0	1	2	3	1	2	3	2	0	0	16
30	L HOWARD	3	5	0	0	1	2	2	0	2	2	7	0	1	0	0	16
50	R JONES	1	2	0	0	0	0	1	1	2	1	2	1	0	1	0	16
52	CROUCH	3	8	3	6	0	0	1	4	5	2	9	1	1	0	1	16
32	HARGIS	DNP-															
54	RAMSEY	DNP-															
10	R TAYLOR	DNP-															
14	G HAYNES	DNP-															
34	C VAUGHN	DNP-															
04	M MILLER	DNP-															
22	G GARRETT	DNP-															
	TEAM REBOUNDS							0	0	-1							
	TOTALS	10	27	4	13	2	4	6	10	16	7	26	6	7	1	1	80

TOTAL FG %: 1st Half 37.0 2nd Half Game 37.0 DEADBALL
3 PT FG %: 1st Half 30.8 2nd Half Game 30.8 REBOUNDS 1
FT %: 1st Half 50.0 2nd Half Game 50.0

Technical Fouls: 0

HOME: PICKETT COUNTY

NO	PLAYER	FG	FGA	3P	3PA	FT	FTA	OR	DR	TOT	PF	PTS	A	TO	BLK	S	MIN
12	MEADOWS	1	6	1	5	0	0	1	0	1	0	3	1	1	0	0	14
22	PARRIS	3	5	0	0	0	0	1	7	8	0	6	2	1	0	0	16
30	MITCHELL	4	11	1	6	6	6	3	3	6	2	15	1	2	1	0	16
33	B SMITH	1	4	1	3	2	2	0	1	1	1	5	4	1	0	0	16
44	RICH	1	1	1	1	0	0	3	1	4	1	3	1	1	0	0	11
52	BEASLEY	DNP-															
50	K KING	DNP-															
10	B GARRETT	DNP-															
20	S MELTON	0	1	0	1	0	0	0	0	0	0	0	0	0	0	0	7
54	ARMS	DNP-															
	TEAM REBOUNDS							0	0	0							
	TOTALS	10	28	4	16	8	8	8	12	20	4	32	9	6	1	0	80

TOTAL FG %: 1st Half 35.7 2nd Half Game 35.7 DEADBALL
3 PT FG %: 1st Half 25.0 2nd Half Game 25.0 REBOUNDS 0
FT %: 1st Half 100.0 2nd Half Game 100.0

Technical Fouls: 0

OFFICIALS:
JERRY JONES
LARRY HUTCHINSO

SCORE BY PERIODS	1	2	OT	OT	OT	FINAL
CLARKRANGE	26					26
PICKETT COUNTY	32					32

SCORE BY QUARTERS:

CLARKRANGE	15	11
PICKETT COUNTY	19	13

TOTAL PAID ATT.: 18,844; TOTAL ATT.: 38,944