Brentwood Academy
Football
Brentwood, TN

POSTSEASON HISTORY REPORT

GENERATED MAY 2, 2024

Summary

Championship Record: 108-33
Appearances (47): 2023, 2022, 2021, 2020, 2018, 2017, 2016, 2015, 2014, 2013, 2012, 2011, 2010, 2009, 2008, 2007, 2006, 2005, 2004, 2003, 2002, 2001, 2000, 1999, 1998, 1996, 1995, 1994, 1993, 1992, 1991, 1990, 1989, 1988, 1987, 1986, 1985, 1984, 1983, 1982, 1981, 1980, 1979, 1978, 1977, 1976, 1974
Finals Appearances/Runners-up (28): 1974, 1976, 1978, 1980, 1981, 1982, 1986, 1987, 1988, 1989, 1991, 1992, 1993, 1995, 1996, 1998, 2000, 2001, 2002, 2003, 2004, 2006, 2007, 2008, 2015, 2016, 2017, 2018
Championships (14): 2018, 2017, 2016, 2015, 2006, 1996, 1995, 1991, 1988, 1987, 1982, 1981, 1980, 1974

Finals Appearances

Year	Class	Award	Detail
1974	Class A	Team Champions	
1976	Class AA	Team Runner-Up	
1978	Class AA	Team Runner-Up	
1980	Class AA	Team Champions	
1981	Class AA	Team Champions	
1982	Class AA	Team Champions	
1986	Class AA	Team Runner-Up	
1987	Class AA	Team Champions	
1988	Class AA	Team Champions	
1989	Class AA	Team Runner-Up	
1991	Class AA	Team Champions	
1992	Class AA	Team Runner-Up	
1993	Class 4A	Team Runner-Up	
1995	Class 5A	Team Champions	
1996	Class 5A	Team Champions	
1998	Division II AA	Team Runner-Up	
2000	Division II AA	Team Runner-Up	(8-4)
2001	Division II AAA	Team Runner-Up	(10-3)
2002	Division II AAA	Team Runner-Up	(9-3)
2003	Division II AAA	Team Runner-Up	(10-2)
2004	Division II AAA	Team Runner-Up	(8-5)
2006	Division II AAA	Team Champions	(11-1)
2007	Division II AA	Team Runner-Up	(11-2)
2008	Division II AA	Team Runner-Up	(8-5)
2015	Division II AA	Team Champions	(12-1)
2016	Division II AA	Team Champions	(10-2)
2017	Division II AAA	Team Champions	(12-0)
2018	Division II AAA	Team Champions	(11-2)

Awards

Year	Award	Name	Class
1995	American General Mr. Football Lineman of the Year	Richard Land	Class 5A
1998	American General Mr. Football Back of the Year	Ben Walker	Division II AA
1998	American General Mr. Football Lineman of the Year	Scott Wells	Division II AA
2002	American General Mr. Football Lineman of the Year	King Dunlap	Division II AAA
2012	Tennessee Titans Mr. Football Lineman of the Year	Derek Barnett	Division II AA
2013	Tennessee Titans Mr. Football Lineman of the Year	Derek Barnett	Division II AA
2020	Tennessee Titans Mr. Football Kicker of the Year	Taegan Lenderink	

2023 Division II Class AAA State Football Playoffs

November 3 - November 30, 2023

Notes:
All times are local time. The bottom of the bracket will host the First Round and Quarterfinal Round. The higher seeded team will host the Semifinal Round. If two schools are the seam seed, in odd-numbered years the top team in each bracket shall be the host team.

2022 Division II Class AAA State Football Playoffs

November 4 - December 1, 2022

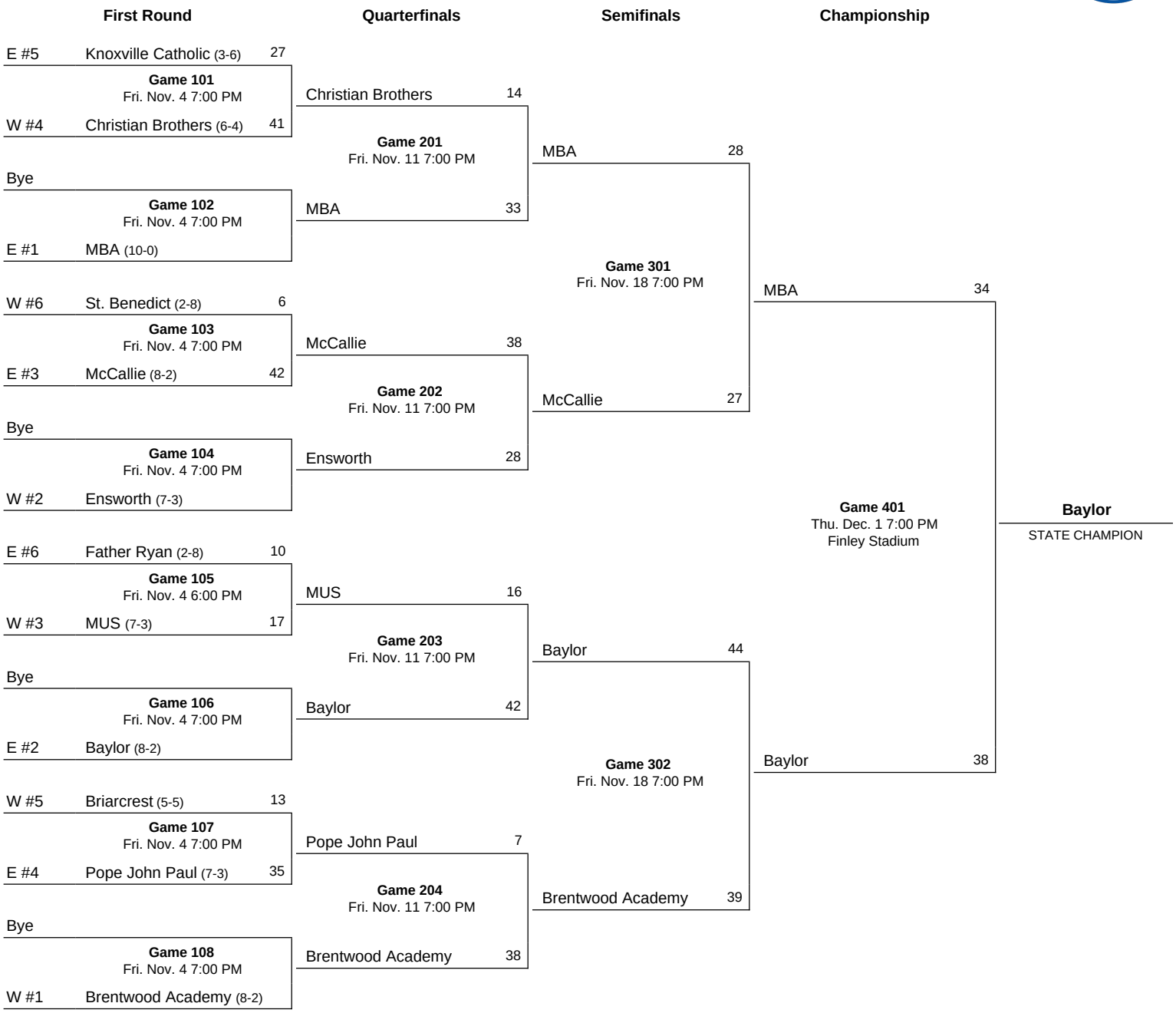

Notes:
All times are local time. The bottom of the bracket will host the First Round and Quarterfinal Round. The higher seeded team will host the Semifinal Round. If two schools are the same seed, in even-numbered years the bottom team in each bracket shall be the host team.

2021 Division II Class AAA State Football Playoffs

November 5 - December 2, 2021

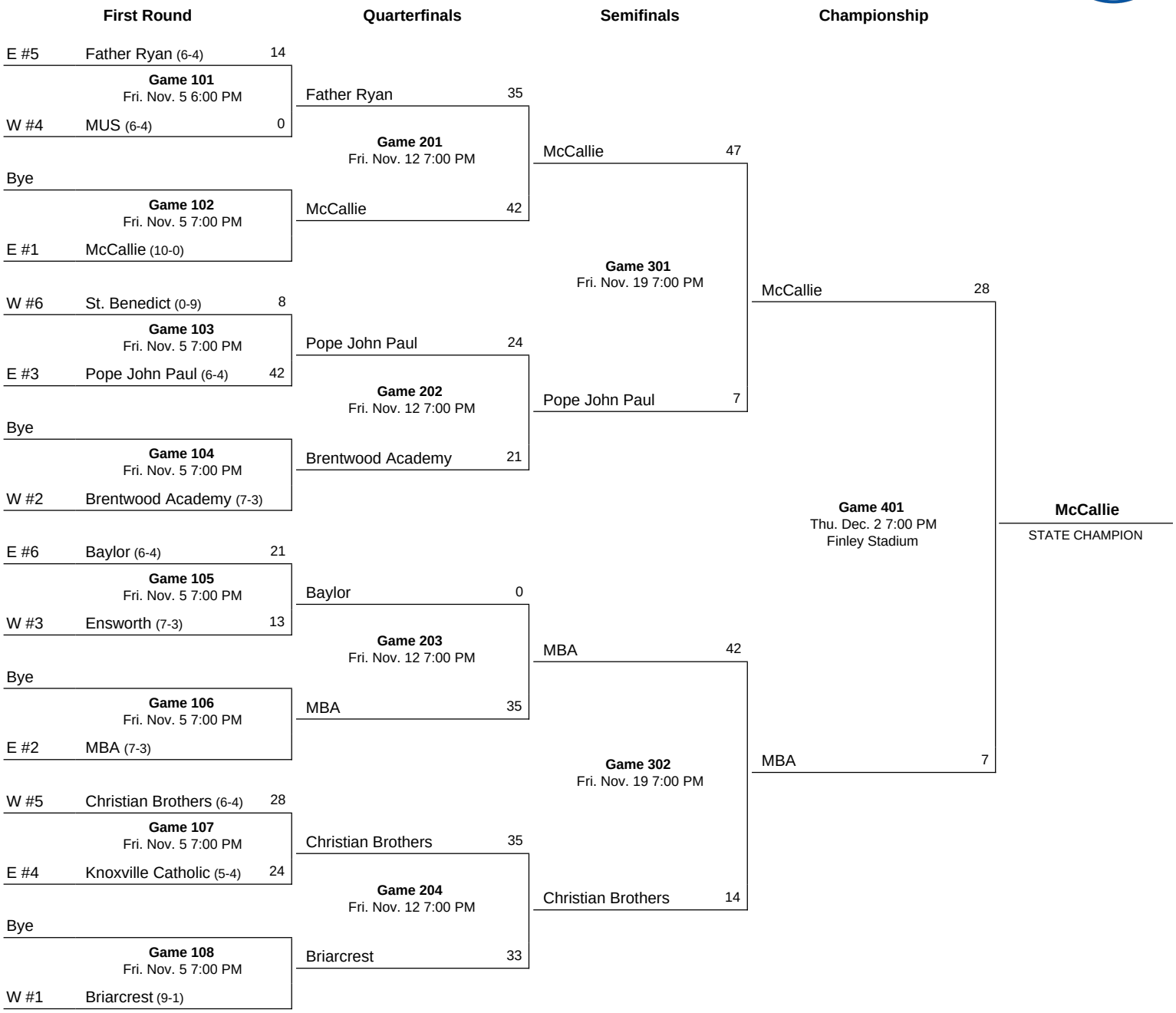

Notes:
All times are local time. The bottom of the bracket will host the First Round and Quarterfinal Round. The higher seeded team will host the Semifinal Round. If two schools are the same seed, in odd-numbered years the top team in each bracket shall be the host team.

2020 Division II Class AAA State Football Playoffs

November 13 - December 3, 2020

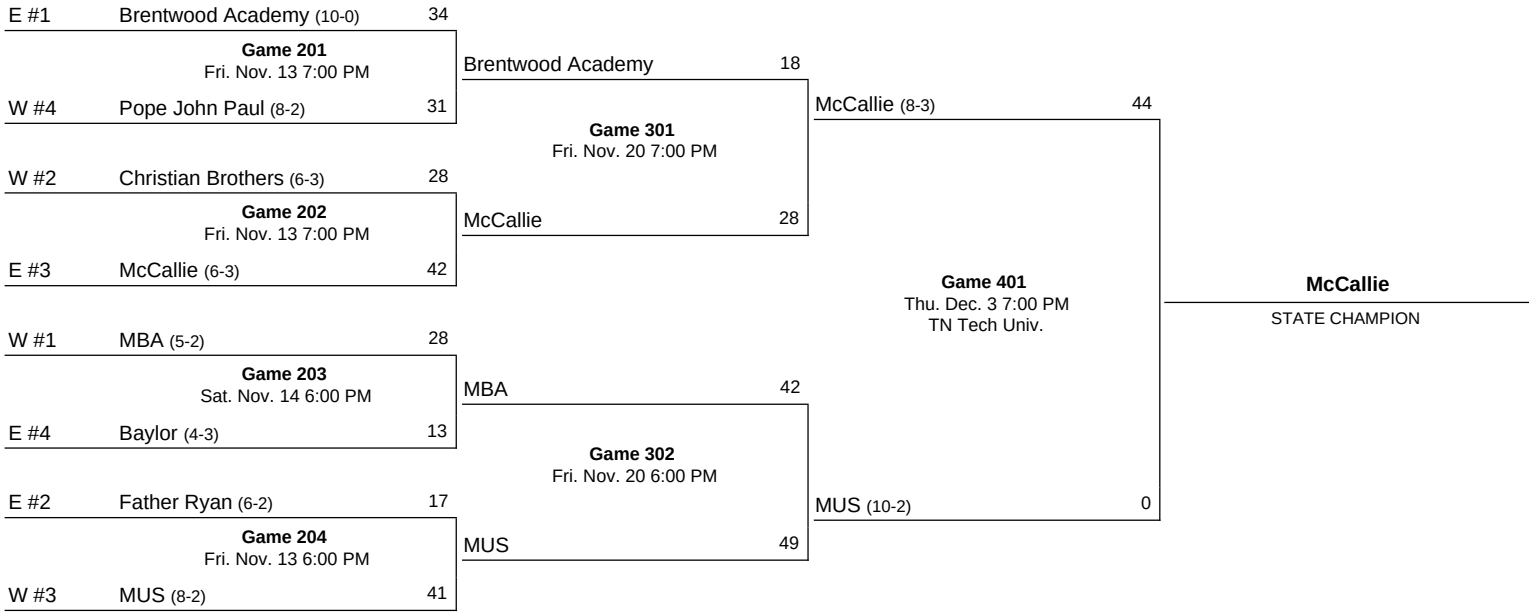

Notes:
All times are local time. The top of the bracket will host the Quarterfinal Round. The higher seeded team will host the Semifinal Round. If two schools are the same seed, in even-numbered years the bottom team in the bracket shall be the host team.

2018 Division II Class AAA State Football Playoffs

November 2 - November 30, 2018

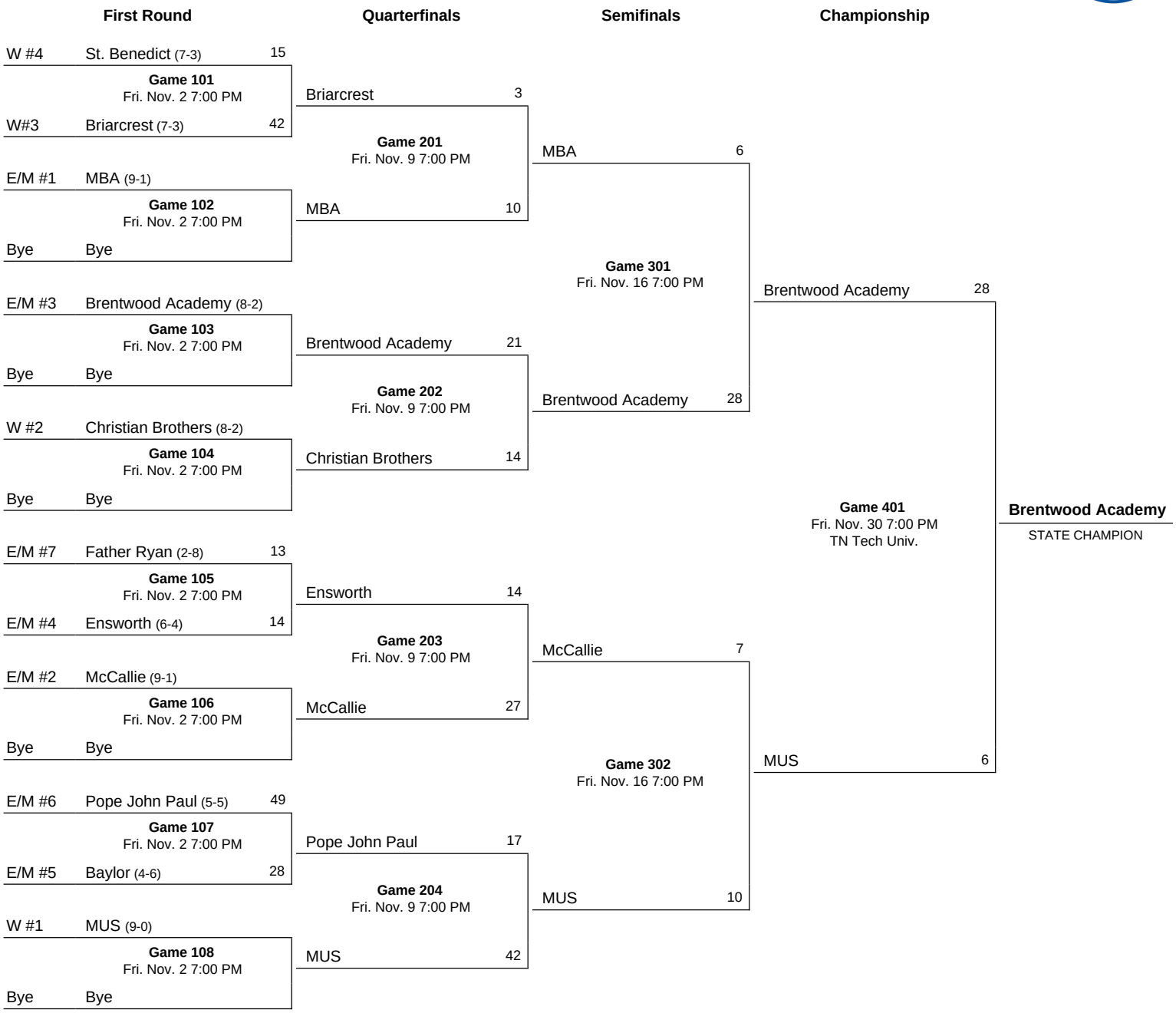

Notes:
All times are local time. The bottom of the bracket will host the First Round and Quarterfinal Round. The higher seeded team will host the Semifinal Round. If two schools are the same seed, in even numbered years the bottom team in each bracket shall be host the team.

Scoring Summary (Final)
2018 TSSAA Blue Cross Bowl
Brentwood Academy vs MUS (Nov 30, 2018 at Cookeville, Tenn.)

Brentwood Academy (11-2) vs. MUS (11-1)
Date: Nov 30, 2018 • Site: Cookeville, Tenn. • Stadium: Tucker Stadium
Attendance:

Score by Quarters	1	2	3	4	Total
Brentwood Academy	7	21	0	0	28
MUS	6	0	0	0	6

Qtr	Time	Scoring Play	V-H
1st	10:08	BA - Pleasant, T. 3 yd run (Perry, Paxton kick), 4-16 1:25	7 - 0
	05:08	MUS - Kendall, Hunter 7 yd run (Howard, George kick failed), 12-65 5:00	7 - 6
2nd	07:31	BA - Sagan, Preston 65 yd pass from Williams, Wade (Perry, Paxton kick), 5-89 1:41	14 - 6
	05:23	BA - Pleasant, T. 44 yd run (Perry, Paxton kick), 5-63 1:30	21 - 6
	03:51	BA - James, Jordan 16 yd pass from Williams, Wade (Perry, Paxton kick), 4-35 1:32	28 - 6

Kickoff time: 7:00 pm • End of Game: 9:34 pm • Total elapsed time: 2:27
Officials: Referee: Bobby Garrison; Umpire: Tony Sherrell; Linesman: Dan Ellis;
Line judge: Keith Shadowens; Back judge: Bobby Etheridge; Field judge: Mike Foust;
Side judge: Robert Springer; Center judge: Boles/Lawson;
Temperature: 59 • Wind: SSE 6mph • Weather: Cloudy
Most Valuable Player - Tomario Pleasant, Brentwood Academy

Team Statistics (Final)
2018 TSSAA Blue Cross Bowl
Brentwood Academy vs MUS (Nov 30, 2018 at Cookeville, Tenn.)

	BA	MUS
FIRST DOWNS	17	10
Rushing	12	4
Passing	4	5
Penalty	1	1
NET YARDS RUSHING	235	74
Rushing Attempts	56	19
Average Per Rush	4.2	3.9
Rushing Touchdowns	2	1
Yards Gained Rushing	264	109
Yards Lost Rushing	29	35
NET YARDS PASSING	104	129
Completions-Attempts-Int	5-9-0	11-26-2
Average Per Attempt	11.6	5.0
Average Per Completion	20.8	11.7
Passing Touchdowns	2	0
TOTAL OFFENSE YARDS	339	203
Total offense plays	65	45
Average Gain Per Play	5.2	4.5
Fumbles: Number-Lost	1-1	2-2
Penalties: Number-Yards	7-62	8-75
PUNTS-YARDS	4-135	4-166
Average Yards Per Punt	33.8	41.5
Net Yards Per Punt	33.8	41.5
Inside 20	2	2
50+ Yards	0	0
Touchbacks	0	0
Fair catch	2	2
KICKOFFS-YARDS	4-193	2-58
Average Yards Per Kickoff	48.2	29.0
Net Yards Per Kickoff	39.5	29.5
Touchbacks	1	0
Fair Catch Yards	0	0
Punt returns: Number-Yards-TD	0-0-0	1-0-0
Average Per Return	0.0	0.0
Kickoff returns: Number-Yds-TD	1--1-0	1-15-0
Average Per Return	-1.0	15.0
Interceptions: Number-Yds-TD	2-65-0	0-0-0
Fumble Returns: Number-Yds-TD	0-0-0	0-0-0
Miscellaneous Yards	0	0
Possession Time	31:17	16:43
1st Quarter	5:51	6:09
2nd Quarter	8:36	3:24
3rd Quarter	7:58	4:02
4th Quarter	8:52	3:08
Third-Down Conversions	5 of 15	3 of 11
Fourth-Down Conversions	4 of 5	1 of 1
Red-Zone Scores-Chances	2-4	1-1
Touchdowns	2-4	1-1
Field goals	0-4	0-1
Sacks By: Number-Yards	4-33	2-11
PAT Kicks	4-4	0-1
Field Goals	0-0	0-0
Points off turnovers	7	0

Individual Statistics (Final)
2018 TSSAA Blue Cross Bowl
Brentwood Academy vs MUS (Nov 30, 2018 at Cookeville, Tenn.)

Brentwood Academy

Rushing	No.	Gain	Loss	Net	TD	Lg	Avg
Pleasant, T.	32	189	8	181	2	44	5.7
James, Jordan	8	36	6	30	0	7	3.8
Williams, Wade	11	23	13	10	0	9	0.9
Farrow, Shane	1	10	0	10	0	10	10.0
Gore, Thomas	2	5	0	5	0	4	2.5
Brooks, Billy	2	1	2	-1	0	1	-0.5
Totals	56	264	29	235	2	44	4.2

Passing	C-A-I	Yds	TD	Long	Sack
Williams, Wade	5-9-0	104	2	65	2
Totals	5-9-0	104	2	65	2

Receiving	No.	Yards	TD	Long
Victory, Jack	2	13	0	8
Sagan, Preston	1	65	1	65
James, Jordan	1	16	1	16
Annoor, Tahir	1	10	0	10
Totals	5	104	2	65

Punting	No.	Yds	Avg	Long	In20	TB
Doyle, Patrick	3	97	32.3	36	2	0
Williams, Wade	1	38	38.0	38	0	0
Totals	4	135	33.8	38	2	0

	Punt			Kickoff			Intercept		
Returns	No	Yds	Lg	No	Yds	Lg	No	Yds	Lg
Stacy, Grant	0	0	0	0	0	0	1	1	1
Victory, Jack	0	0	0	1	-1	0	1	64	64
Totals	0	0	0	1	-1	0	2	65	64

Field goals	Qtr	Time	Dist	Result

Kickoffs	No.	Yards	Avg	TB	OB
Hawkins, C.	4	193	48.2	1	1

All-purpose	Run	Rcv	KR	PR	IR	Total
Pleasant, T.	181	0	0	0	0	181
Victory, Jack	0	13	-1	0	64	76
Sagan, Preston	0	65	0	0	0	65
James, Jordan	30	16	0	0	0	46

MUS

Rushing	No.	Gain	Loss	Net	TD	Lg	Avg
Kendall, Hunter	14	101	0	101	1	41	7.2
Shy, Sellers	5	8	35	-27	0	8	-5.4
Totals	19	109	35	74	1	41	3.9

Passing	C-A-I	Yds	TD	Long	Sack
Shy, Sellers	11-25-2	129	0	32	4
Hampton, M.	0-1-0	0	0	0	0
Totals	11-26-2	129	0	32	4

Receiving	No.	Yards	TD	Long
Hollimon, Jalen	5	58	0	32
Hampton, M.	4	48	0	16
Burnett, Scott	1	13	0	13
Kendall, Hunter	1	10	0	10
Totals	11	129	0	32

Punting	No.	Yds	Avg	Long	In20	TB
Skahan, Ben	4	166	41.5	44	2	0
Totals	4	166	41.5	44	2	0

	Punt			Kickoff			Intercept		
Returns	No	Yds	Lg	No	Yds	Lg	No	Yds	Lg
Hampton, M.	1	0	0	1	15	15	0	0	0
Totals	1	0	0	1	15	15	0	0	0

Field goals	Qtr	Time	Dist	Result

Kickoffs	No.	Yards	Avg	TB	OB
Skahan, Ben	2	58	29.0	0	1

All-purpose	Run	Rcv	KR	PR	IR	Total
Kendall, Hunter	101	10	0	0	0	111
Hampton, M.	0	48	15	0	0	63
Hollimon, Jalen	0	58	0	0	0	58
Burnett, Scott	0	13	0	0	0	13

FUMBLES: Brentwood Academy-Victory, Jack 1-1. MUS-Hampton, M. 1-1; Shy, Sellers 1-1.

Defensive Statistics (Final)
2018 TSSAA Blue Cross Bowl
Brentwood Academy vs MUS (Nov 30, 2018 at Cookeville, Tenn.)

#	Brentwood Academ	Solo	Ast	Total	Sacks-Yds	TFL-Yds	FF	FR-Yds	Int-Yds	BrUp	Blks	QBH
8	Curtis, Devyn	3	8	7.0	-	-	-	-	-	-	-	-
7	Stacy, Grant	2	2	3.0	1.0-9	1.0-9	-	-	1-1	1	-	-
2	Owens, Damon	2	1	2.5	1.0-2	1.0-2	-	-	-	-	-	-
33	Lovins, Aaron	2	0	2.0	-	1.0-2	-	-	-	-	-	-
51	Lanier, Yirayah	1	2	2.0	1.0-14	1.0-14	-	-	-	-	-	1
20	Sagan, Preston	1	1	1.5	-	-	1	-	-	-	-	-
17	Annoor, Amir	1	1	1.5	-	-	-	1-0	-	-	-	-
11	Victory, Jack	1	1	1.5	1.0-8	1.0-8	1	1-0	1-64	-	-	1
21	Annoor, Tahir	1	0	1.0	-	-	-	-	-	1	-	-
66	Clifton, Nate	0	2	1.0	-	-	-	-	-	1	-	-
55	Gore, Thomas	0	1	0.5	-	-	-	-	-	-	-	-
87	Husband, P.	0	1	0.5	-	-	-	-	-	-	-	-
	Totals	14	20	24.0	4.0-33	5.0-35	2	2-0	2-65	3	0	2

#	MUS	Solo	Ast	Total	Sacks-Yds	TFL-Yds	FF	FR-Yds	Int-Yds	BrUp	Blks	QBH
32	Rhodes, Matt	10	3	11.5	-	-	-	-	-	-	-	-
3	Hopkins, Cody	6	4	8.0	-	-	-	-	-	-	-	-
41	Hopkins, Dorian	5	6	8.0	-	1.5-3	-	-	-	-	-	-
54	Hopson, K.	5	4	7.0	1.0-10	5.5-22	-	-	-	-	-	1
36	Brown, Dj	3	2	4.0	-	-	-	-	-	-	-	-
21	Nelson, Devonte	3	1	3.5	1.0-1	1.0-1	-	-	-	-	-	-
18	Hampton, M.	3	0	3.0	-	-	-	-	-	-	-	-
76	Stewart, Nash	2	2	3.0	-	0.5-1	-	-	-	-	-	-
33	Allen, Elliot	2	0	2.0	-	-	-	-	-	-	-	1
30	Dabov, Jack	1	1	1.5	-	1.5-2	-	-	-	-	-	-
70	Malone, Devin	1	0	1.0	-	-	-	-	-	-	-	-
15	Shy, Sellers	1	0	1.0	-	-	-	-	-	-	-	-
16	Lewis, Roderic	1	0	1.0	-	-	-	1-0	-	-	-	-
1	Scott, Dekari	1	0	1.0	-	-	-	-	-	1	-	-
66	Burks, Walker	0	1	0.5	-	-	-	-	-	-	-	-
28	Gilliland, Ben	0	1	0.5	-	-	-	-	-	-	-	-
61	Manley, Emerson	0	1	0.5	-	-	-	-	-	-	-	-
	Totals	44	26	57.0	2.0-11	10.0-29	0	1-0	0-0	1	0	2

Drive Chart (By Team) (Final)
2018 TSSAA Blue Cross Bowl
Brentwood Academy vs MUS (Nov 30, 2018 at Cookeville, Tenn.)

		Drive Started			Drive Ended			Consumed	
Team	Qtr	Spot	Time	Obtained	Spot	Time	How lost	Pl - Yds	TOP
BA	1st	M16	11:33	Fumble	M00	10:08	*TOUCHDOWN	4 - 16	1:25 .
BA		B32	05:08	Kickoff	B31	05:08	Fumble	0 - (1)	0:00
BA		B06	04:26	Fumble	B45	10:38	Punt	14 - 39	5:48
BA	2nd	B11	09:12	Punt	M00	07:31	*TOUCHDOWN	5 - 89	1:41
BA		B37	06:53	Punt	M00	05:23	*TOUCHDOWN	5 - 63	1:30
BA		M35	05:23	Kickoff	M00	03:51	*TOUCHDOWN	4 - 35	1:32 .
BA		M39	02:31	Interception	M17	00:00	Downs	7 - 22	2:31 .
BA	3rd	B40	12:00	Kickoff	B49	08:42	Punt	7 - 9	3:18
BA		B18	06:09	Punt	B40	01:29	Punt	7 - 22	4:40
BA	4th	B35	12:00	Punt	M40	05:58	Punt	8 - 25	6:02
BA		M21	02:50	Interception	M09	00:00	End of half	4 - 12	2:50 .

Brentwood Academy	1st Qtr	2nd Qtr	3rd Qtr	4th Qtr	1st Half	2nd Half	Total
Time of possession	05:51	08:36	07:58	08:52	14:27	16:50	31:17
3rd down conversions	1-3	3-5	0-4	1-3	4-8	1-7	5-15
Average field position	B45	B43	B29	M43	B44	B43	B43
4th down conversions	2-2	0-1	1-1	1-1	2-3	2-2	4-5

		Drive Started			Drive Ended			Consumed	
Team	Qtr	Spot	Time	Obtained	Spot	Time	How lost	Pl - Yds	TOP
MUS	1st	M20	12:00	Kickoff	M16	11:33	Fumble	3 - (4)	0:27
MUS		M35	10:08	Kickoff	B00	05:08	*TOUCHDOWN	12 - 65	5:00 .
MUS		B31	05:08	Fumble	B06	04:26	Fumble	3 - 25	0:42
MUS	2nd	M26	10:38	Punt	M50	09:12	Punt	6 - 24	1:26
MUS		M19	07:31	Kickoff	M19	06:53	Punt	3 - 0	0:38
MUS		M33	03:51	Kickoff	M40	02:31	Interception	3 - 7	1:20
MUS		M17	00:00	Downs	M17	00:00	End of half	0 - 0	0:00
MUS	3rd	M15	08:42	Punt	M42	06:09	Punt	5 - 27	2:33
MUS		M22	01:29	Punt	M22	00:00	Punt	3 - 0	1:29
MUS	4th	M08	05:58	Punt	B28	02:50	Interception	7 - 64	3:08

MUS	1st Qtr	2nd Qtr	3rd Qtr	4th Qtr	1st Half	2nd Half	Total
Time of possession	06:09	03:24	04:02	03:08	09:33	07:10	16:43
3rd down conversions	0-3	1-4	0-2	2-2	1-7	2-4	3-11
Average field position	M41	M26	M18	M08	M33	M15	M27
4th down conversions	1-1	0-0	0-0	0-0	1-1	0-0	1-1

Drive Chart (By Quarter) (Final)
2018 TSSAA Blue Cross Bowl
Brentwood Academy vs MUS (Nov 30, 2018 at Cookeville, Tenn.)

		Drive Started			Drive Ended			Consumed	
Team	Qtr	Spot	Time	Obtained	Spot	Time	How lost	Pl - Yds	TOP
MUS	1st	M20	12:00	Kickoff	M16	11:33	Fumble	3 - (4)	0:27
BA		M16	11:33	Fumble	M00	10:08	*TOUCHDOWN	4 - 16	1:25 .
MUS		M35	10:08	Kickoff	B00	05:08	*TOUCHDOWN	12 - 65	5:00 .
BA		B32	05:08	Kickoff	B31	05:08	Fumble	0 - (1)	0:00
MUS		B31	05:08	Fumble	B06	04:26	Fumble	3 - 25	0:42
BA		B06	04:26	Fumble	B45	10:38	Punt	14 - 39	5:48
MUS	2nd	M26	10:38	Punt	M50	09:12	Punt	6 - 24	1:26
BA		B11	09:12	Punt	M00	07:31	*TOUCHDOWN	5 - 89	1:41
MUS		M19	07:31	Kickoff	M19	06:53	Punt	3 - 0	0:38
BA		B37	06:53	Punt	M00	05:23	*TOUCHDOWN	5 - 63	1:30
BA		M35	05:23	Kickoff	M00	03:51	*TOUCHDOWN	4 - 35	1:32 .
MUS		M33	03:51	Kickoff	M40	02:31	Interception	3 - 7	1:20
BA		M39	02:31	Interception	M17	00:00	Downs	7 - 22	2:31 .
MUS		M17	00:00	Downs	M17	00:00	End of half	0 - 0	0:00
BA	3rd	B40	12:00	Kickoff	B49	08:42	Punt	7 - 9	3:18
MUS		M15	08:42	Punt	M42	06:09	Punt	5 - 27	2:33
BA		B18	06:09	Punt	B40	01:29	Punt	7 - 22	4:40
MUS		M22	01:29	Punt	M22	00:00	Punt	3 - 0	1:29
BA	4th	B35	12:00	Punt	M40	05:58	Punt	8 - 25	6:02
MUS		M08	05:58	Punt	B28	02:50	Interception	7 - 64	3:08
BA		M21	02:50	Interception	M09	00:00	End of half	4 - 12	2:50 .

Play-by-Play Summary (1st quarter)
Brentwood Academy vs MUS (Nov 30, 2018 at Cookeville, Tenn.)

Captains: BA 5, 37, 54, 55; MUS 5, 15, 18, 41
Brentwood Academy wins toss & defers; MUS to receive, defend south goa

Hawkins, C. kickoff 60 yards to the MUS0, touchback.

1-10	MUS 20	Kendall, Hunter rush for 6 yards to the MUS26 (Lovins, Aaron).	
2-4	MUS 26	Hampton, M. pass incomplete to Hollimon, Jalen.	
3-4	MUS 26	Shy, Sellers sacked for loss of 8 yards to the MUS18 (Victory, Jack), fumble by Shy, Sellers recovered by BA Victory, Jack at MUS16.	

3 plays, minus 4 yards, 0:27

BRENTWOOD ACADEMY drive start at 11:33.

1-10	MUS 16	Pleasant, T. rush for 7 yards to the MUS9 (Hopkins, Cody).	
2-3	MUS 09	Pleasant, T. rush for 7 yards to the MUS2, 1ST DOWN BA (Allen, Elliot).	R1
1-G	MUS 02	Williams, Wade rush for loss of 1 yard to the MUS3 (Hopson, K.).	
2-G	MUS 03	Pleasant, T. rush for 3 yards to the MUS0, TOUCHDOWN, clock 10:08.	
1-G	MUS 03	Perry, Paxton kick attempt good.	

Brentwood Academy 7, MUS 0

4 plays, 16 yards, 1:25

Hawkins, C. kickoff 55 yards to the MUS5, out-of-bounds, MUS ball on MUS35.

MUS drive start at 10:08.

1-10	MUS 35	Kendall, Hunter rush for 4 yards to the MUS39 (Curtis, Devyn;Clifton, Nate).	
2-6	MUS 39	Kendall, Hunter rush for 7 yards to the MUS46, 1ST DOWN MUS (Curtis, Devyn;Clifton, Nate).	R1
1-10	MUS 46	Shy, Sellers pass incomplete to Hollimon, Jalen.	
2-10	MUS 46	PENALTY BA encroachment (Victory, Jack) 5 yards to the BA49.	
2-5	BA 49	Shy, Sellers pass complete to Hollimon, Jalen for 10 yards to the BA39, 1ST DOWN MUS (Curtis, Devyn).	P2
1-10	BA 39	Shy, Sellers sacked for loss of 9 yards to the BA48 (Stacy, Grant).	
2-19	BA 48	Shy, Sellers sacked for loss of 2 yards to the 50 yardline (Owens, Damon).	
3-21	MUS 50	Shy, Sellers pass complete to Hampton, M. for 15 yards to the BA35.	
4-6	BA 35	Shy, Sellers rush for 8 yards to the BA27, 1ST DOWN MUS, out-of-bounds.	R3
1-10	BA 27	Kendall, Hunter rush for 3 yards to the BA24 (Stacy, Grant;Curtis, Devyn).	
2-7	BA 24	Shy, Sellers pass complete to Hollimon, Jalen for 7 yards to the BA17, 1ST DOWN MUS, out-of-bounds.	P4
1-10	BA 17	Shy, Sellers pass complete to Kendall, Hunter for 10 yards to the BA7, 1ST DOWN MUS (Curtis, Devyn;Victory, Jack).	P5
1-G	BA 07	Kendall, Hunter rush for 7 yards to the BA0, TOUCHDOWN, clock 05:08.	
1-G	BA 03	Howard, George kick attempt failed.	

Brentwood Academy 7, MUS 6

12 plays, 65 yards, 5:00

Skahan, Ben kickoff 28 yards to the BA32, Victory, Jack return 0 yards to the BA32, fumble by Victory, Jack recovered by MUS Lewis, Roderic at BA31.

MUS drive start at 05:08.

1-10	BA 31	Shy, Sellers pass incomplete to Rogers, Matthew.	
2-10	BA 31	Kendall, Hunter rush for 6 yards to the BA25 (Owens, Damon;Annoor, Amir).	
3-4	BA 25	Shy, Sellers pass complete to Hampton, M. for 13 yards to the BA12, fumble forced by Sagan, Preston, fumble by Hampton, M. recovered by BA Annoor, Amir at BA6.	

3 plays, 25 yards, 0:42

BRENTWOOD ACADEMY drive start at 04:26.

1-10	BA 06	Pleasant, T. rush for 7 yards to the BA13 (Rhodes, Matt).	
2-3	BA 13	Williams, Wade pass incomplete to Sagan, Preston.	
3-3	BA 13	Williams, Wade pass complete to Victory, Jack for 8 yards to the BA21, 1ST DOWN BA (Nelson, Devonte).	P2
1-10	BA 21	Pleasant, T. rush for no gain to the BA21 (Rhodes, Matt).	
2-10	BA 21	Williams, Wade rush for 4 yards to the BA25 (Nelson, Devonte).	
3-6	BA 25	Williams, Wade pass complete to Victory, Jack for 5 yards to the BA30.	
4-1	BA 30	Williams, Wade rush for 2 yards to the BA32, 1ST DOWN BA (Rhodes, Matt;Burks, Walker).	R3
1-10	BA 32	Pleasant, T. rush for 2 yards to the BA34 (Rhodes, Matt;Hopkins, Dorian).	
2-8	BA 34	Pleasant, T. rush for loss of 2 yards to the BA32 (Hopkins, Dorian;Hopson, K.).	
3-10	BA 32	Williams, Wade rush for 9 yards to the BA41 (Hopkins, Cody).	
4-1	BA 41	Gore, Thomas rush for 1 yard to the BA42, 1ST DOWN BA (Lewis, Roderic).	R4

END OF 1st QUARTER: Brentwood Academy 7, MUS 6

Quarter Summary	Score	Time Poss	1st Downs R	P	X	T	Conversions 3rd	4th	Rushing	Passing	Penalties
Brentwood Academy	7	05:51	3	1	0	4	0-0	0-0	12-39	2-3-0-13	1-5
MUS	6	06:09	2	3	0	5	0-3	1-1	10-20	5-8-0-61	0-0

Quickie Statistics (1st quarter)
Brentwood Academy vs MUS (Nov 30, 2018 at Cookeville, Tenn.)

	BA	MUS
Score	7	6
FIRST DOWNS	4	5
RUSHES-YARDS (NET)	12-39	10-20
PASSING YDS (NET)	13	61
Passes Att-Comp-Int	3-2-0	8-5-0
TOTAL OFFENSE PLAYS-YARDS	15-52	18-81
Fumble Returns-Yards	0-0	0-0
Punt Returns-Yards	0-0	0-0
Kickoff Returns-Yards	1--1	0-0
Interception Returns-Yards	0-0	0-0
Punts (Number-Avg)	0-0.0	0-0.0
Fumbles-Lost	1-1	2-2
Penalties-Yards	1-5	0-0
Possession Time	05:51	06:09
Third-Down Conversions	1 of 3	0 of 3
Fourth-Down Conversions	2 of 2	1 of 1

Brentwood Academy

Rushing	No.	Gain	Loss	Net	TD	Lg	Avg
Pleasant, T.	7	26	2	24	1	7	3.4
Williams, Wade	4	15	1	14	0	9	3.5
Gore, Thomas	1	1	0	1	0	1	1.0

Passing	C-A-I	Yds	TD	Long	Sack
Williams, Wade	2-3-0	13	0	8	0

Receiving	No.	Yards	TD	Long
Victory, Jack	2	13	0	8

Punting	No.	Yds	Avg	Long	In20	TB

Punt Returns	No.	Yards	TD	Long

Kick Returns	No.	Yards	TD	Long
Victory, Jack	1	-1	0	0

Tackles	UA-A	Total	Sacks	TFL
Curtis, Devyn	1-4	3.0	0.0	0.0
Victory, Jack	1-1	1.5	1.0	1.0
Owens, Damon	1-1	1.5	1.0	1.0
Stacy, Grant	1-1	1.5	1.0	1.0

MUS

Rushing	No.	Gain	Loss	Net	TD	Lg	Avg
Kendall, Hunter	6	33	0	33	1	7	5.5
Shy, Sellers	4	8	21	-13	0	8	-3.2

Passing	C-A-I	Yds	TD	Long	Sack
Shy, Sellers	5-7-0	61	0	15	3
Hampton, M.	0-1-0	0	0	0	0

Receiving	No.	Yards	TD	Long
Hampton, M.	2	34	0	15
Hollimon, Jalen	2	17	0	10
Kendall, Hunter	1	10	0	10

Punting	No.	Yds	Avg	Long	In20	TB

Punt Returns	No.	Yards	TD	Long

Kick Returns	No.	Yards	TD	Long

Tackles	UA-A	Total	Sacks	TFL
Rhodes, Matt	2-2	3.0	0.0	0.0
Nelson, Devonte	2-0	2.0	0.0	0.0
Hopkins, Cody	2-0	2.0	0.0	0.0
Hopson, K.	1-1	1.5	0.0	1.5

Qtr	Time	Scoring Play	V-H
1st	10:08	BA - Pleasant, T. 3 yd run (Perry, Paxton kick), 4-16 1:25	7 - 0
	05:08	MUS - Kendall, Hunter 7 yd run (Howard, George kick failed), 12-65 5:00	7 - 6

Play-by-Play Summary (2nd quarter)
Brentwood Academy vs MUS (Nov 30, 2018 at Cookeville, Tenn.)

1-10	BA 42	Start of 2nd quarter, clock 12:00.	
1-10	BA 42	Pleasant, T. rush for loss of 2 yards to the BA40 (Hopkins, Dorian;Hopson, K.).	
2-12	BA 40	Pleasant, T. rush for 5 yards to the BA45 (Hampton, M.).	
3-7	BA 45	Williams, Wade pass incomplete to Oatsvall, E..	
4-7	BA 45	Doyle, Patrick punt 29 yards to the MUS26, fair catch by Hampton, M..	

14 plays, 39 yards, 5:48

MUS drive start at 10:38.

1-10	MUS 26	Shy, Sellers pass incomplete to Hayden, Thomas.	
2-10	MUS 26	Shy, Sellers pass incomplete to Burnett, Scott (Annoor, Tahir).	
3-10	MUS 26	Shy, Sellers pass complete to Hampton, M. for 16 yards to the MUS42, 1ST DOWN MUS (Curtis, Devyn;Sagan, Preston).	P6
1-10	MUS 42	PENALTY MUS false start (Henderson, M.) 5 yards to the MUS37.	
1-15	MUS 37	Shy, Sellers pass incomplete to Hollimon, Jalen.	
2-15	MUS 37	Shy, Sellers pass incomplete to Lewis, Roderic (Clifton, Nate).	
3-15	MUS 37	Shy, Sellers pass complete to Burnett, Scott for 13 yards to the 50 yardline, out-of-bounds.	
4-2	MUS 50	Skahan, Ben punt 39 yards to the BA11, out-of-bounds.	

6 plays, 24 yards, 1:26

BRENTWOOD ACADEMY drive start at 09:12.

1-10	BA 11	James, Jordan rush for 7 yards to the BA18, out-of-bounds (Brown, Dj).	
2-3	BA 18	James, Jordan rush for 3 yards to the BA21, 1ST DOWN BA (Rhodes, Matt).	R5
1-10	BA 21	James, Jordan rush for loss of 6 yards to the BA15 (Hopson, K.), PENALTY MUS face mask (Hopson, K.) 15 yards to the BA30.	
1-1	BA 30	James, Jordan rush for 5 yards to the BA35, 1ST DOWN BA (Stewart, Nash).	R6
1-10	BA 35	1st and 10.	
1-10	BA 35	Williams, Wade pass complete to Sagan, Preston for 65 yards to the MUS0, 1ST DOWN BA, TOUCHDOWN, clock 07:31.	P7
1-G	MUS 03	Perry, Paxton kick attempt good.	

Defensive holding on scoring play, enforced on kickoff

Brentwood Academy 14, MUS 6

1-G	BA 40	PENALTY MUS holding 10 yards to the 50 yardline.	
1-G	BA 50	PENALTY BA delay of game 5 yards to the BA45.	

5 plays, 89 yards, 1:41

Hawkins, C. kickoff 51 yards to the MUS4, Hampton, M. return 15 yards to the MUS19 (Curtis, Devyn).

MUS drive start at 07:31.

1-10	MUS 19	Shy, Sellers pass incomplete to Hampton, M..	
2-10	MUS 19	Shy, Sellers pass incomplete to Hampton, M..	
3-10	MUS 19	Shy, Sellers pass incomplete to Hollimon, Jalen.	
4-10	MUS 19	Skahan, Ben punt 44 yards to the BA37, downed.	

3 plays, 0 yards, 0:38

BRENTWOOD ACADEMY drive start at 06:53.

1-10	BA 37	Pleasant, T. rush for 1 yard to the BA38 (Hopkins, Cody;Stewart, Nash).	
2-9	BA 38	Williams, Wade pass complete to Annoor, Tahir for 10 yards to the BA48, 1ST DOWN BA, out-of-bounds (Hampton, M.).	P8
1-10	BA 48	Pleasant, T. rush for 8 yards to the MUS44 (Hopkins, Dorian).	
2-2	MUS 44	Williams, Wade pass incomplete to Lovins, Aaron (Scott, Dekari), QB hurry by Hopson, K., QB hurry by Allen, Elliot.	
3-2	MUS 44	Pleasant, T. rush for 44 yards to the MUS0, 1ST DOWN BA, TOUCHDOWN, clock 05:23.	R9

Face mask penalty against MUS during play, enforced on KO

1-G	MUS 03	Perry, Paxton kick attempt good.	

Brentwood Academy 21, MUS 6

1-G	BA 40	PENALTY MUS face mask (27) 15 yards to the MUS45.	

5 plays, 63 yards, 1:30

Hawkins, C. kickoff 10 yards to the MUS35, on-side kick, recovered by BA Sagan, Preston on MUS35.

BRENTWOOD ACADEMY drive start at 05:23.

1-10	MUS 35	Pleasant, T. rush for 14 yards to the MUS21, 1ST DOWN BA (Nelson, Devonte;Rhodes, Matt).	R10
1-10	MUS 21	Pleasant, T. rush for loss of 2 yards to the MUS23 (Dabov, Jack;Hopson, K.).	
2-12	MUS 23	James, Jordan rush for 7 yards to the MUS16 (Hopkins, Cody;Hopkins, Dorian).	
3-5	MUS 16	Williams, Wade pass complete to James, Jordan for 16 yards to the MUS0, 1ST DOWN BA, TOUCHDOWN, clock 03:51.	P11
1-G	MUS 03	Perry, Paxton kick attempt good.	

Brentwood Academy 28, MUS 6

4 plays, 35 yards, 1:32

Hawkins, C. kickoff 27 yards to the MUS33, fair catch by Burnett, Scott.

MUS drive start at 03:51.

1-10	MUS 33	Kendall, Hunter rush for 3 yards to the MUS36 (Curtis, Devyn;Husband, P.).	
2-7	MUS 36	Kendall, Hunter rush for 4 yards to the MUS40 (Stacy, Grant).	

Play-by-Play Summary (2nd quarter)
Brentwood Academy vs MUS (Nov 30, 2018 at Cookeville, Tenn.)

3-3	MUS 40	Shy, Sellers pass intercepted by Stacy, Grant at the MUS40, Stacy, Grant return 1 yards to the MUS39 (Malone, Devin).	

3 plays, 7 yards, 1:20

BRENTWOOD ACADEMY drive start at 02:31.

1-10	MUS 39	Pleasant, T. rush for no gain to the MUS39 (Rhodes, Matt).	
2-10	MUS 39	Pleasant, T. rush for 2 yards to the MUS37 (Hopkins, Cody;Hopkins, Dorian).	
3-8	MUS 37	Pleasant, T. rush for 16 yards to the MUS21, 1ST DOWN BA.	R12
1-10	MUS 21	Williams, Wade rush for 2 yards to the MUS19 (Rhodes, Matt).	
2-8	MUS 19	Timeout Brentwood Academy, clock 00:54.	
2-8	MUS 19	Pleasant, T. rush for 1 yard to the MUS18 (Allen, Elliot), PENALTY BA illegal motion declined.	
3-7	MUS 18	Williams, Wade rush for 2 yards to the MUS16 (Hopkins, Dorian).	
4-5	MUS 16	Timeout Brentwood Academy, clock 00:03.	
4-5	MUS 16	Williams, Wade sacked for loss of 1 yard to the MUS17 (Nelson, Devonte).	

7 plays, 22 yards, 2:31

MUS drive start at 00:00.

End of half, clock 00:00.

END OF 2nd QUARTER: Brentwood Academy 28, MUS 6

		Time	1st Downs				Conversions				
Quarter Summary	Score	Poss	R	P	X	T	3rd	4th	Rushing	Passing	Penalties
Brentwood Academy	21	08:36	5	3	0	8	3-5	0-1	19-106	3-5-0-91	1-5
MUS	0	03:24	0	1	0	1	1-4	0-0	2-7	2-10-1-29	4-45

Quickie Statistics (Halftime)
Brentwood Academy vs MUS (Nov 30, 2018 at Cookeville, Tenn.)

	BA	MUS
Score	28	6
FIRST DOWNS	12	6
RUSHES-YARDS (NET)	31-145	12-27
PASSING YDS (NET)	104	90
Passes Att-Comp-Int	8-5-0	18-7-1
TOTAL OFFENSE PLAYS-YARDS	39-249	30-117
Fumble Returns-Yards	0-0	0-0
Punt Returns-Yards	0-0	0-0
Kickoff Returns-Yards	1--1	1-15
Interception Returns-Yards	1-1	0-0
Punts (Number-Avg)	1-29.0	2-41.5
Fumbles-Lost	1-1	2-2
Penalties-Yards	2-10	4-45
Possession Time	14:27	09:33
Third-Down Conversions	4 of 8	1 of 7
Fourth-Down Conversions	2 of 3	1 of 1

Brentwood Academy

Rushing	No.	Gain	Loss	Net	TD	Lg	Avg
Pleasant, T.	18	117	6	111	2	44	6.2
Williams, Wade	7	19	2	17	0	9	2.4
James, Jordan	5	22	6	16	0	7	3.2
Gore, Thomas	1	1	0	1	0	1	1.0

Passing	C-A-I	Yds	TD	Long	Sack
Williams, Wade	5-8-0	104	2	65	1

Receiving	No.	Yards	TD	Long
Victory, Jack	2	13	0	8
Sagan, Preston	1	65	1	65
James, Jordan	1	16	1	16
Annoor, Tahir	1	10	0	10

Punting	No.	Yds	Avg	Long	In20	TB
Doyle, Patrick	1	29	29.0	29	0	0

Punt Returns	No.	Yards	TD	Long

Kick Returns	No.	Yards	TD	Long
Victory, Jack	1	-1	0	0

Tackles	UA-A	Total	Sacks	TFL
Curtis, Devyn	2-6	5.0	0.0	0.0
Stacy, Grant	2-1	2.5	1.0	1.0
Sagan, Preston	1-1	1.5	0.0	0.0
Owens, Damon	1-1	1.5	1.0	1.0

MUS

Rushing	No.	Gain	Loss	Net	TD	Lg	Avg
Kendall, Hunter	8	40	0	40	1	7	5.0
Shy, Sellers	4	8	21	-13	0	8	-3.2

Passing	C-A-I	Yds	TD	Long	Sack
Shy, Sellers	7-17-1	90	0	16	3
Hampton, M.	0-1-0	0	0	0	0

Receiving	No.	Yards	TD	Long
Hampton, M.	3	50	0	16
Hollimon, Jalen	2	17	0	10
Burnett, Scott	1	13	0	13
Kendall, Hunter	1	10	0	10

Punting	No.	Yds	Avg	Long	In20	TB
Skahan, Ben	2	83	41.5	44	1	0

Punt Returns	No.	Yards	TD	Long

Kick Returns	No.	Yards	TD	Long
Hampton, M.	1	15	0	15

Tackles	UA-A	Total	Sacks	TFL
Rhodes, Matt	5-3	6.5	0.0	0.0
Hopkins, Dorian	2-5	4.5	0.0	1.0
Nelson, Devonte	3-1	3.5	1.0	1.0
Hopkins, Cody	2-3	3.5	0.0	0.0

Qtr	Time	Scoring Play	V-H
1st	10:08	BA - Pleasant, T. 3 yd run (Perry, Paxton kick), 4-16 1:25	7 - 0
	05:08	MUS - Kendall, Hunter 7 yd run (Howard, George kick failed), 12-65 5:00	7 - 6
2nd	07:31	BA - Sagan, Preston 65 yd pass from Williams, Wade (Perry, Paxton kick), 5-89 1:41	14 - 6
	05:23	BA - Pleasant, T. 44 yd run (Perry, Paxton kick), 5-63 1:30	21 - 6
	03:51	BA - James, Jordan 16 yd pass from Williams, Wade (Perry, Paxton kick), 4-35 1:32	28 - 6

Play-by-Play Summary (3rd quarter)
Brentwood Academy vs MUS (Nov 30, 2018 at Cookeville, Tenn.)

		Start of 3rd quarter, clock 12:00.	
1-10	MUS 17	MUS ball on MUS35.	
		Skahan, Ben kickoff 30 yards to the BA35, out-of-bounds, BA ball on BA35, PENALTY MUS illegal kicking 5 yards to the BA40, 1st and 10, BA ball on BA40.	

BRENTWOOD ACADEMY drive start at 12:00.

1-10	BA 40	Pleasant, T. rush for 2 yards to the BA42 (Rhodes, Matt).	
2-8	BA 42	Pleasant, T. rush for 3 yards to the BA45 (Rhodes, Matt).	
3-5	BA 45	Williams, Wade rush for 4 yards to the BA49 (Hopkins, Dorian).	
4-1	BA 49	Timeout Brentwood Academy, clock 10:19.	
4-1	BA 49	Gore, Thomas rush for 4 yards to the MUS47, 1ST DOWN BA (Brown, Dj).	R13
1-10	MUS 47	Williams, Wade pass incomplete to Annoor, Tahir.	
2-10	MUS 47	James, Jordan rush for 6 yards to the MUS41 (Hopson, K.).	
3-4	MUS 41	Williams, Wade sacked for loss of 10 yards to the BA49 (Hopson, K.).	
4-14	BA 49	Doyle, Patrick punt 36 yards to the MUS15, Hampton, M. return 0 yards to the MUS15.	

7 plays, 9 yards, 3:18

MUS drive start at 08:42.

1-10	MUS 15	Kendall, Hunter rush for 15 yards to the MUS30, 1ST DOWN MUS (Curtis, Devyn).	R7
1-10	MUS 30	Kendall, Hunter rush for 1 yard to the MUS31 (Stacy, Grant;Lanier, Yirayah).	
2-9	MUS 31	Shy, Sellers pass incomplete to Hollimon, Jalen, PENALTY BA pass interference (Annoor, Amir) 15 yards to the MUS46, 1ST DOWN MUS, NO PLAY.	X8
1-10	MUS 46	Kendall, Hunter rush for 1 yard to the MUS47 (Curtis, Devyn;Gore, Thomas).	
2-9	MUS 47	PENALTY MUS false start (Rogers, Matthew) 5 yards to the MUS42.	
2-14	MUS 42	Shy, Sellers pass incomplete to Hampton, M..	
3-14	MUS 42	Shy, Sellers pass incomplete to Hayden, Thomas, QB hurry by Victory, Jack, QB hurry by Lanier, Yirayah.	
4-14	MUS 42	Skahan, Ben punt 40 yards to the BA18, fair catch by Annoor, Tahir.	

5 plays, 27 yards, 2:33

BRENTWOOD ACADEMY drive start at 06:09.

1-10	BA 18	Pleasant, T. rush for 4 yards to the BA22, out-of-bounds (Hopkins, Cody), PENALTY BA face mask (Pleasant, T.) 11 yards to the BA11.	
1-17	BA 11	1st and 17.	
1-17	BA 11	Pleasant, T. rush for no gain to the BA11 (Rhodes, Matt).	
2-17	BA 11	Pleasant, T. rush for 3 yards to the BA14 (Brown, Dj).	
3-14	BA 14	Pleasant, T. rush for 3 yards to the BA17 (Hopkins, Dorian).	
4-11	BA 17	Doyle, Patrick punt 53 yards to the MUS30, downed, PENALTY MUS roughing the kicker (Nelson, Devonte) 15 yards to the BA32, 1ST DOWN BA, NO PLAY.	X14
1-10	BA 32	James, Jordan rush for 6 yards to the BA38 (Hopkins, Cody).	
2-4	BA 38	Williams, Wade rush for no gain to the BA38 (Stewart, Nash).	
3-4	BA 38	James, Jordan rush for 2 yards to the BA40 (Rhodes, Matt).	
4-2	BA 40	Timeout Brentwood Academy, clock 01:39.	
4-2	BA 40	Williams, Wade punt 38 yards to the MUS22, downed.	

7 plays, 22 yards, 4:40

MUS drive start at 01:29.

1-10	MUS 22	Kendall, Hunter rush for 2 yards to the MUS24 (Curtis, Devyn;Lanier, Yirayah).	
2-8	MUS 24	Shy, Sellers pass complete to Hampton, M. for loss of 2 yards to the MUS22 (Lovins, Aaron).	
3-10	MUS 22	Shy, Sellers pass incomplete to Hampton, M. (Stacy, Grant).	
4-10	MUS 22	Skahan, Ben punt 43 yards to the BA35, fair catch by Annoor, Tahir.	

3 plays, 0 yards, 1:29

BRENTWOOD ACADEMY drive start at 00:00.

END OF 3rd QUARTER: Brentwood Academy 28, MUS 6

		Time	1st Downs				Conversions				
Quarter Summary	Score	Poss	R	P	X	T	3rd	4th	Rushing	Passing	Penalties
Brentwood Academy	0	07:58	1	0	1	2	0-4	1-1	13-27	0-1-0-0	2-26
MUS	0	04:02	1	0	1	2	0-2	0-0	4-19	1-4-0-(-2)	3-25

Quickie Statistics (3rd quarter)
Brentwood Academy vs MUS (Nov 30, 2018 at Cookeville, Tenn.)

	BA	MUS
Score	28	6
FIRST DOWNS	14	8
RUSHES-YARDS (NET)	44-172	16-46
PASSING YDS (NET)	104	88
Passes Att-Comp-Int	9-5-0	22-8-1
TOTAL OFFENSE PLAYS-YARDS	53-276	38-134
Fumble Returns-Yards	0-0	0-0
Punt Returns-Yards	0-0	1-0
Kickoff Returns-Yards	1--1	1-15
Interception Returns-Yards	1-1	0-0
Punts (Number-Avg)	3-34.3	4-41.5
Fumbles-Lost	1-1	2-2
Penalties-Yards	4-36	7-70
Possession Time	22:25	13:35
Third-Down Conversions	4 of 12	1 of 9
Fourth-Down Conversions	3 of 4	1 of 1

Brentwood Academy

Rushing	No.	Gain	Loss	Net	TD	Lg	Avg
Pleasant, T.	24	132	6	126	2	44	5.2
James, Jordan	8	36	6	30	0	7	3.8
Williams, Wade	10	23	12	11	0	9	1.1
Gore, Thomas	2	5	0	5	0	4	2.5

Passing	C-A-I	Yds	TD	Long	Sack
Williams, Wade	5-9-0	104	2	65	2

Receiving	No.	Yards	TD	Long
Victory, Jack	2	13	0	8
Sagan, Preston	1	65	1	65
James, Jordan	1	16	1	16
Annoor, Tahir	1	10	0	10

Punting	No.	Yds	Avg	Long	In20	TB
Doyle, Patrick	2	65	32.5	36	1	0
Williams, Wade	1	38	38.0	38	0	0

Punt Returns	No.	Yards	TD	Long

Kick Returns	No.	Yards	TD	Long
Victory, Jack	1	-1	0	0

Tackles	UA-A	Total	Sacks	TFL
Curtis, Devyn	3-8	7.0	0.0	0.0
Stacy, Grant	2-2	3.0	1.0	1.0
Lovins, Aaron	2-0	2.0	0.0	1.0
Owens, Damon	1-1	1.5	1.0	1.0

MUS

Rushing	No.	Gain	Loss	Net	TD	Lg	Avg
Kendall, Hunter	12	59	0	59	1	15	4.9
Shy, Sellers	4	8	21	-13	0	8	-3.2

Passing	C-A-I	Yds	TD	Long	Sack
Shy, Sellers	8-21-1	88	0	16	3
Hampton, M.	0-1-0	0	0	0	0

Receiving	No.	Yards	TD	Long
Hampton, M.	4	48	0	16
Hollimon, Jalen	2	17	0	10
Burnett, Scott	1	13	0	13
Kendall, Hunter	1	10	0	10

Punting	No.	Yds	Avg	Long	In20	TB
Skahan, Ben	4	166	41.5	44	2	0

Punt Returns	No.	Yards	TD	Long
Hampton, M.	1	0	0	0

Kick Returns	No.	Yards	TD	Long
Hampton, M.	1	15	0	15

Tackles	UA-A	Total	Sacks	TFL
Rhodes, Matt	9-3	10.5	0.0	0.0
Hopkins, Dorian	4-5	6.5	0.0	1.0
Hopson, K.	4-3	5.5	1.0	4.5
Hopkins, Cody	4-3	5.5	0.0	0.0

Qtr	Time	Scoring Play	V-H
1st	10:08	BA - Pleasant, T. 3 yd run (Perry, Paxton kick), 4-16 1:25	7 - 0
	05:08	MUS - Kendall, Hunter 7 yd run (Howard, George kick failed), 12-65 5:00	7 - 6
2nd	07:31	BA - Sagan, Preston 65 yd pass from Williams, Wade (Perry, Paxton kick), 5-89 1:41	14 - 6
	05:23	BA - Pleasant, T. 44 yd run (Perry, Paxton kick), 5-63 1:30	21 - 6
	03:51	BA - James, Jordan 16 yd pass from Williams, Wade (Perry, Paxton kick), 4-35 1:32	28 - 6

Play-by-Play Summary (4th quarter)
Brentwood Academy vs MUS (Nov 30, 2018 at Cookeville, Tenn.)

1-10	BA 35	Start of 4th quarter, clock 12:00.	
1-10	BA 35	Pleasant, T. rush for no gain to the BA35 (Brown, Dj;Hopson, K.).	
2-10	BA 35	Pleasant, T. rush for 26 yards to the MUS39, 1ST DOWN BA (Scott, Dekari), PENALTY BA holding (Taylor, Collin) 10 yards to the MUS49.	R15
1-20	MUS 49	1st and 10.	
1-10	MUS 49	Williams, Wade rush for loss of 1 yard to the 50 yardline (Dabov, Jack).	
2-11	BA 50	Pleasant, T. rush for 4 yards to the MUS46 (Hopkins, Cody).	
3-7	MUS 46	Pleasant, T. rush for 7 yards to the MUS39, 1ST DOWN BA (Gilliland, Ben;Manley, Emerson).	R16
1-10	MUS 39	Pleasant, T. rush for 6 yards to the MUS33 (Hopkins, Cody;Brown, Dj).	
2-4	MUS 33	Pleasant, T. rush for 1 yard to the MUS32 (Allen, Elliot), PENALTY BA holding (Clifton, Nate) 11 yards to the MUS44, NO PLAY.	
2-15	MUS 44	Pleasant, T. rush for 11 yards to the MUS33 (Hampton, M.).	
3-4	MUS 33	Pleasant, T. rush for loss of 2 yards to the MUS35 (Hopkins, Dorian;Stewart, Nash).	
4-6	MUS 35	PENALTY BA delay of game 5 yards to the MUS40.	
4-11	MUS 40	Doyle, Patrick punt 32 yards to the MUS8, fair catch by Hampton, M..	

8 plays, 25 yards, 6:02

MUS drive start at 05:58.

1-10	MUS 08	Kendall, Hunter rush for 1 yard to the MUS9 (Owens, Damon).	
2-9	MUS 09	Shy, Sellers pass complete to Hollimon, Jalen for 5 yards to the MUS14, out-of-bounds.	
3-4	MUS 14	Kendall, Hunter rush for 41 yards to the BA45, 1ST DOWN MUS (Annoor, Amir).	R9
1-10	BA 45	Shy, Sellers pass incomplete to Hollimon, Jalen, PENALTY MUS ineligible downfield on pass (Christenbury) 5 yards to the 50 yardline, NO PLAY.	
1-15	MUS 50	Shy, Sellers sacked for loss of 14 yards to the MUS36 (Lanier, Yirayah).	
2-29	MUS 36	Shy, Sellers pass complete to Hollimon, Jalen for 4 yards to the MUS40, out-of-bounds.	
3-25	MUS 40	Shy, Sellers pass complete to Hollimon, Jalen for 32 yards to the BA28, 1ST DOWN MUS (Annoor, Tahir).	P10
1-10	BA 28	Shy, Sellers pass intercepted by Victory, Jack at the BA15, Victory, Jack return 64 yards to the MUS21 (Shy, Sellers).	

7 plays, 64 yards, 3:08

BRENTWOOD ACADEMY drive start at 02:50.

1-10	MUS 21	Timeout Brentwood Academy, clock 02:50.	
1-10	MUS 21	Pleasant, T. rush for 3 yards to the MUS18 (Rhodes, Matt).	
2-7	MUS 18	Brooks, Billy rush for loss of 2 yards to the MUS20 (Hopson, K.).	
3-9	MUS 20	Brooks, Billy rush for 1 yard to the MUS19 (Hopkins, Dorian).	
4-8	MUS 19	Farrow, Shane rush for 10 yards to the MUS9, 1ST DOWN BA (Hopkins, Cody). End of game, clock 00:00.	R17

4 plays, 12 yards, 2:50

FINAL SCORE: Brentwood Academy 28, MUS 6

		Time	1st Downs				Conversions				
Quarter Summary	Score	Poss	R	P	X	T	3rd	4th	Rushing	Passing	Penalties
Brentwood Academy	0	08:52	3	0	0	3	1-3	1-1	12-63	0-0-0-0	3-26
MUS	0	03:08	1	1	0	2	2-2	0-0	3-28	3-4-1-41	1-5

Quickie Statistics (4th quarter)
Brentwood Academy vs MUS (Nov 30, 2018 at Cookeville, Tenn.)

	BA	MUS
Score	28	6
FIRST DOWNS	17	10
RUSHES-YARDS (NET)	56-235	19-74
PASSING YDS (NET)	104	129
Passes Att-Comp-Int	9-5-0	26-11-2
TOTAL OFFENSE PLAYS-YARDS	65-339	45-203
Fumble Returns-Yards	0-0	0-0
Punt Returns-Yards	0-0	1-0
Kickoff Returns-Yards	1--1	1-15
Interception Returns-Yards	2-65	0-0
Punts (Number-Avg)	4-33.8	4-41.5
Fumbles-Lost	1-1	2-2
Penalties-Yards	7-62	8-75
Possession Time	31:17	16:43
Third-Down Conversions	5 of 15	3 of 11
Fourth-Down Conversions	4 of 5	1 of 1

Brentwood Academy

Rushing	No.	Gain	Loss	Net	TD	Lg	Avg
Pleasant, T.	32	189	8	181	2	44	5.7
James, Jordan	8	36	6	30	0	7	3.8
Farrow, Shane	1	10	0	10	0	10	10.0
Williams, Wade	11	23	13	10	0	9	0.9

Passing	C-A-I	Yds	TD	Long	Sack
Williams, Wade	5-9-0	104	2	65	2

Receiving	No.	Yards	TD	Long
Victory, Jack	2	13	0	8
Sagan, Preston	1	65	1	65
James, Jordan	1	16	1	16
Annoor, Tahir	1	10	0	10

Punting	No.	Yds	Avg	Long	In20	TB
Doyle, Patrick	3	97	32.3	36	2	0
Williams, Wade	1	38	38.0	38	0	0

Punt Returns	No.	Yards	TD	Long

Kick Returns	No.	Yards	TD	Long
Victory, Jack	1	-1	0	0

Tackles	UA-A	Total	Sacks	TFL
Curtis, Devyn	3-8	7.0	0.0	0.0
Stacy, Grant	2-2	3.0	1.0	1.0
Owens, Damon	2-1	2.5	1.0	1.0
Lovins, Aaron	2-0	2.0	0.0	1.0

MUS

Rushing	No.	Gain	Loss	Net	TD	Lg	Avg
Kendall, Hunter	14	101	0	101	1	41	7.2
Shy, Sellers	5	8	35	-27	0	8	-5.4

Passing	C-A-I	Yds	TD	Long	Sack
Shy, Sellers	11-25-2	129	0	32	4
Hampton, M.	0-1-0	0	0	0	0

Receiving	No.	Yards	TD	Long
Hollimon, Jalen	5	58	0	32
Hampton, M.	4	48	0	16
Burnett, Scott	1	13	0	13
Kendall, Hunter	1	10	0	10

Punting	No.	Yds	Avg	Long	In20	TB
Skahan, Ben	4	166	41.5	44	2	0

Punt Returns	No.	Yards	TD	Long
Hampton, M.	1	0	0	0

Kick Returns	No.	Yards	TD	Long
Hampton, M.	1	15	0	15

Tackles	UA-A	Total	Sacks	TFL
Rhodes, Matt	10-3	11.5	0.0	0.0
Hopkins, Cody	6-4	8.0	0.0	0.0
Hopkins, Dorian	5-6	8.0	0.0	1.5
Hopson, K.	5-4	7.0	1.0	5.5

Qtr	Time	Scoring Play	V-H
1st	10:08	BA - Pleasant, T. 3 yd run (Perry, Paxton kick), 4-16 1:25	7 - 0
	05:08	MUS - Kendall, Hunter 7 yd run (Howard, George kick failed), 12-65 5:00	7 - 6
2nd	07:31	BA - Sagan, Preston 65 yd pass from Williams, Wade (Perry, Paxton kick), 5-89 1:41	14 - 6
	05:23	BA - Pleasant, T. 44 yd run (Perry, Paxton kick), 5-63 1:30	21 - 6
	03:51	BA - James, Jordan 16 yd pass from Williams, Wade (Perry, Paxton kick), 4-35 1:32	28 - 6

Quickie Statistics (Final)
Brentwood Academy vs MUS (Nov 30, 2018 at Cookeville, Tenn.)

	BA	MUS
Score	28	6
FIRST DOWNS	17	10
RUSHES-YARDS (NET)	56-235	19-74
PASSING YDS (NET)	104	129
Passes Att-Comp-Int	9-5-0	26-11-2
TOTAL OFFENSE PLAYS-YARDS	65-339	45-203
Fumble Returns-Yards	0-0	0-0
Punt Returns-Yards	0-0	1-0
Kickoff Returns-Yards	1--1	1-15
Interception Returns-Yards	2-65	0-0
Punts (Number-Avg)	4-33.8	4-41.5
Fumbles-Lost	1-1	2-2
Penalties-Yards	7-62	8-75
Possession Time	31:17	16:43
Third-Down Conversions	5 of 15	3 of 11
Fourth-Down Conversions	4 of 5	1 of 1
Red-Zone Scores-Chances	2-4	1-1

Brentwood Academy

Rushing	No.	Gain	Loss	Net	TD	Lg	Avg
Pleasant, T.	32	189	8	181	2	44	5.7
James, Jordan	8	36	6	30	0	7	3.8
Farrow, Shane	1	10	0	10	0	10	10.0
Williams, Wade	11	23	13	10	0	9	0.9

Passing	C-A-I	Yds	TD	Long	Sack
Williams, Wade	5-9-0	104	2	65	2

Receiving	No.	Yards	TD	Long
Victory, Jack	2	13	0	8
Sagan, Preston	1	65	1	65
James, Jordan	1	16	1	16
Annoor, Tahir	1	10	0	10

Punting	No.	Yds	Avg	Long	In20	TB
Doyle, Patrick	3	97	32.3	36	2	0
Williams, Wade	1	38	38.0	38	0	0

Punt Returns	No.	Yards	TD	Long

Kick Returns	No.	Yards	TD	Long
Victory, Jack	1	-1	0	0

Tackles	UA-A	Total	Sacks	TFL
Curtis, Devyn	3-8	7.0	0.0	0.0
Stacy, Grant	2-2	3.0	1.0	1.0
Owens, Damon	2-1	2.5	1.0	1.0
Lovins, Aaron	2-0	2.0	0.0	1.0

MUS

Rushing	No.	Gain	Loss	Net	TD	Lg	Avg
Kendall, Hunter	14	101	0	101	1	41	7.2
Shy, Sellers	5	8	35	-27	0	8	-5.4

Passing	C-A-I	Yds	TD	Long	Sack
Shy, Sellers	11-25-2	129	0	32	4
Hampton, M.	0-1-0	0	0	0	0

Receiving	No.	Yards	TD	Long
Hollimon, Jalen	5	58	0	32
Hampton, M.	4	48	0	16
Burnett, Scott	1	13	0	13
Kendall, Hunter	1	10	0	10

Punting	No.	Yds	Avg	Long	In20	TB
Skahan, Ben	4	166	41.5	44	2	0

Punt Returns	No.	Yards	TD	Long
Hampton, M.	1	0	0	0

Kick Returns	No.	Yards	TD	Long
Hampton, M.	1	15	0	15

Tackles	UA-A	Total	Sacks	TFL
Rhodes, Matt	10-3	11.5	0.0	0.0
Hopkins, Cody	6-4	8.0	0.0	0.0
Hopkins, Dorian	5-6	8.0	0.0	1.5
Hopson, K.	5-4	7.0	1.0	5.5

Qtr	Time	Scoring Play	V-H
1st	10:08	BA - Pleasant, T. 3 yd run (Perry, Paxton kick), 4-16 1:25	7 - 0
	05:08	MUS - Kendall, Hunter 7 yd run (Howard, George kick failed), 12-65 5:00	7 - 6
2nd	07:31	BA - Sagan, Preston 65 yd pass from Williams, Wade (Perry, Paxton kick), 5-89 1:41	14 - 6
	05:23	BA - Pleasant, T. 44 yd run (Perry, Paxton kick), 5-63 1:30	21 - 6
	03:51	BA - James, Jordan 16 yd pass from Williams, Wade (Perry, Paxton kick), 4-35 1:32	28 - 6

2017 Division II Class AAA State Football Playoffs

November 3 - December 2, 2017

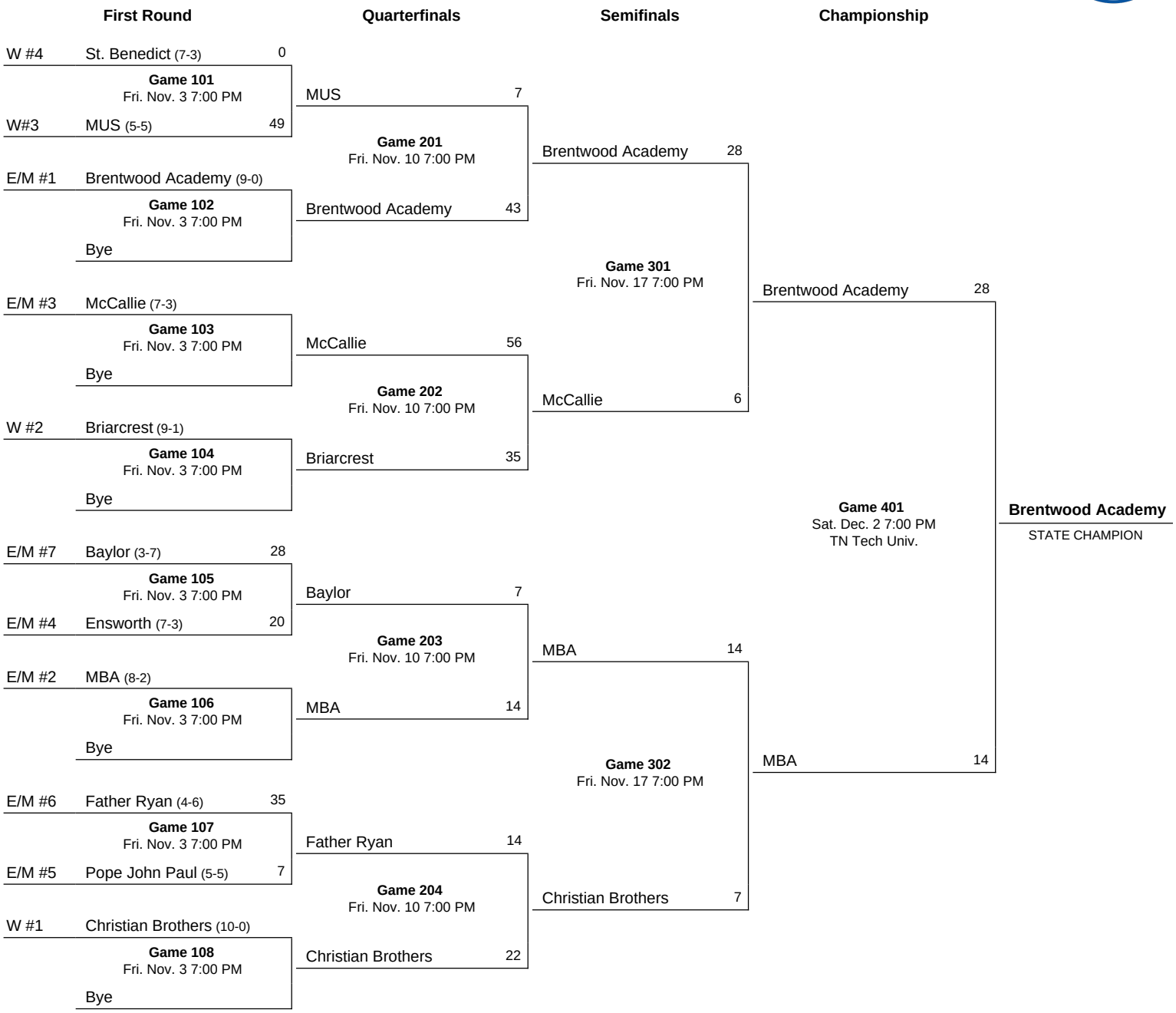

Notes:
All times are local time. The bottom of the bracket will host the First Round and Quarterfinal Round. The higher seeded team will host the Semifinal Round. If two schools are the same seed, in odd numbered years the top team in each bracket shall be host the team.

Scoring Summary (Final)
The Automated ScoreBook
MBA vs Brentwood Academy (Dec. 2, 2017 at Cookeville, Tenn.)

MBA (10-3) vs. Brentwood Academy (12-0)
Date: Dec. 2, 2017 • Site: Cookeville, Tenn. • Stadium: Tucker Stadium
Attendance:

Score by Quarters	1	2	3	4	Total
MBA	0	7	7	0	14
Brentwood Academy	14	14	0	0	28

Qtr	Time	Scoring Play	V-H
1st	09:57	BA - Johnson, Camron 47 yd run (Wilson, Toby kick), 2-47 2:59	0 - 7
	06:34	BA - Pleasant, T 3 yd run (Wilson, Toby kick), 4-55 1:03	0 - 14
2nd	11:09	MBA - McFadden, J. 9 yd pass from Allen, Ty (Massad, Alex kick), 15-79 7:25	7 - 14
	07:02	BA - Johnson, Camron 16 yd pass from Schoenwald, G. (Wilson, Toby kick), 10-69 4:07	7 - 21
	03:24	BA - Johnson, Camron 19 yd pass from Schoenwald, G. (Wilson, Toby kick), 8-55 2:38	7 - 28
3rd	05:32	MBA - McFadden, J. 11 yd pass from Allen, Ty (Massad, Alex kick), 8-72 3:57	14 - 28

Kickoff time: 7:07 pm • End of Game: 9:34 • Total elapsed time: 2:27
Officials: Referee: Dan Holt; Umpire: Sam. Northcutt; Linesman: Daniel Holt;
Line judge: Phil.Whiteside; Back judge: Jason Hambrick; Field judge: Michael Malone;
Side judge: Alan Lindsey; Center judge: Troy/Pond;
Temperature: 44 • Wind: SE 1 mph • Weather: Clear
Offensive MVP: Camron Johnson, Brentwood Academy
Defensive MVP: Devyn Curtis, Brentwood Academy

Team Statistics (Final)
The Automated ScoreBook
MBA vs Brentwood Academy (Dec. 2, 2017 at Cookeville, Tenn.)

	MBA	BA
FIRST DOWNS	18	14
Rushing	9	9
Passing	8	4
Penalty	1	1
NET YARDS RUSHING	93	193
Rushing Attempts	38	31
Average Per Rush	2.4	6.2
Rushing Touchdowns	0	2
Yards Gained Rushing	117	197
Yards Lost Rushing	24	4
NET YARDS PASSING	166	109
Completions-Attempts-Int	17-28-1	9-14-1
Average Per Attempt	5.9	7.8
Average Per Completion	9.8	12.1
Passing Touchdowns	2	2
TOTAL OFFENSE YARDS	259	302
Total offense plays	66	45
Average Gain Per Play	3.9	6.7
Fumbles: Number-Lost	0-0	0-0
Penalties: Number-Yards	3-25	7-52
PUNTS-YARDS	4-117	3-86
Average Yards Per Punt	29.2	28.7
Net Yards Per Punt	29.2	28.7
Inside 20	0	1
50+ Yards	0	0
Touchbacks	0	0
Fair catch	0	1
KICKOFFS-YARDS	3-141	5-294
Average Yards Per Kickoff	47.0	58.8
Net Yards Per Kickoff	37.3	39.8
Touchbacks	0	4
Punt returns: Number-Yards-TD	0-0-0	1-0-0
Average Per Return	0.0	0.0
Kickoff returns: Number-Yds-TD	1-15-0	3-29-0
Average Per Return	15.0	9.7
Interceptions: Number-Yds-TD	1-0-0	1-0-0
Fumble Returns: Number-Yds-TD	0-0-0	0-0-0
Miscellaneous Yards	0	0
Possession Time	27:19	20:41
1st Quarter	7:58	4:02
2nd Quarter	4:49	7:11
3rd Quarter	5:58	6:02
4th Quarter	8:34	3:26
Third-Down Conversions	4 of 12	2 of 7
Fourth-Down Conversions	1 of 3	0 of 1
Red-Zone Scores-Chances	2-3	3-3
Touchdowns	2-3	3-3
Field goals	0-3	0-3
Sacks By: Number-Yards	0-0	3-13
PAT Kicks	2-2	4-4
Field Goals	0-1	0-0
Points off turnovers	0	7

Individual Statistics (Final)
The Automated ScoreBook
MBA vs Brentwood Academy (Dec. 2, 2017 at Cookeville, Tenn.)

MBA

Rushing	No.	Gain	Loss	Net	TD	Lg	Avg
McGuire, M.	22	76	9	67	0	13	3.0
Allen, Ty	14	36	15	21	0	12	1.5
Dugan, Sam	1	3	0	3	0	3	3.0
Harris, Brendan	1	2	0	2	0	2	2.0
Totals	38	117	24	93	0	13	2.4

Passing	C-A-I	Yds	TD	Long	Sack
Allen, Ty	17-28-1	166	2	24	3
Totals	17-28-1	166	2	24	3

Receiving	No.	Yards	TD	Long
McGuire, M.	6	36	0	15
Blackwell, C.	5	41	0	20
McFadden, J.	4	56	2	24
Myers, Braden	2	33	0	24
Totals	17	166	2	24

Punting	No.	Yds	Avg	Long	In20	TB
Allen, Ty	4	117	29.2	34	0	0
Totals	4	117	29.2	34	0	0

	Punt			Kickoff			Intercept		
Returns	No	Yds	Lg	No	Yds	Lg	No	Yds	Lg
Pollock, Fenner	0	0	0	0	0	0	1	0	0
McGuire, M.	0	0	0	1	15	15	0	0	0
Totals	0	0	0	1	15	15	1	0	0

Field goals	Qtr	Time	Dist	Result
Massad, Alex	2nd	00:00	44 yards	Missed

Kickoffs	No.	Yards	Avg	TB	OB
Massad, Alex	3	141	47.0	0	0

All-purpose	Run	Rcv	KR	PR	IR	Total
McGuire, M.	67	36	15	0	0	118
McFadden, J.	0	56	0	0	0	56
Blackwell, C.	0	41	0	0	0	41
Myers, Braden	0	33	0	0	0	33

Brentwood Academy

Rushing	No.	Gain	Loss	Net	TD	Lg	Avg
Pleasant, T	18	67	4	63	1	12	3.5
Schoenwald, G.	7	57	0	57	0	25	8.1
Johnson, Camron	1	47	0	47	1	47	47.0
Annoor, Tahir	5	26	0	26	0	9	5.2
Totals	31	197	4	193	2	47	6.2

Passing	C-A-I	Yds	TD	Long	Sack
Schoenwald, G.	8-13-1	98	2	23	0
Smith, Harrison	1-1-0	11	0	11	0
Totals	9-14-1	109	2	23	0

Receiving	No.	Yards	TD	Long
Johnson, Camron	5	76	2	23
Archie, Michael	2	13	0	8
Taylor, Daniel	1	11	0	11
Sagan, Preston	1	9	0	9
Totals	9	109	2	23

Punting	No.	Yds	Avg	Long	In20	TB
Smith, Harrison	3	86	28.7	40	1	0
Totals	3	86	28.7	40	1	0

	Punt			Kickoff			Intercept		
Returns	No	Yds	Lg	No	Yds	Lg	No	Yds	Lg
Taylor, Daniel	1	0	0	1	7	7	0	0	0
Sagan, Preston	0	0	0	1	12	12	0	0	0
Garlington, K.	0	0	0	1	10	10	1	0	0
Totals	1	0	0	3	29	12	1	0	0

Field goals	Qtr	Time	Dist	Result

Kickoffs	No.	Yards	Avg	TB	OB
Wilson, Toby	5	294	58.8	4	0

All-purpose	Run	Rcv	KR	PR	IR	Total
Johnson, Camron	47	76	0	0	0	123
Pleasant, T	63	0	0	0	0	63
Schoenwald, G.	57	0	0	0	0	57
Annoor, Tahir	26	0	0	0	0	26

FUMBLES: MBA-None. Brentwood Academy-None.

Defensive Statistics (Final)
The Automated ScoreBook
MBA vs Brentwood Academy (Dec. 2, 2017 at Cookeville, Tenn.)

#	MBA	Solo	Ast	Total	Sacks-Yds	TFL-Yds	FF	FR-Yds	Int-Yds	BrUp	Blks	QBH
13	Sullivan, Hugh	7	3	10	-	-	-	-	-	-	-	-
50	Hall, Ian	5	2	7	-	1.0-2	-	-	-	-	-	-
10	Graves, H.	3	2	5	-	1.0-1	-	-	-	-	-	-
29	German, Nick	3	1	4	-	-	-	-	-	-	-	-
34	Hannah, Jackson	3	0	3	-	-	-	-	-	-	-	-
11	Pollock, Gordon	3	0	3	-	-	-	-	-	-	-	-
2	Herbstreit, J.	2	1	3	-	-	-	-	-	-	-	-
62	Rutherford, R.	2	1	3	-	0.5-0	-	-	-	-	-	-
33	Garstin, Clay	1	2	3	-	0.5-1	-	-	-	-	-	-
4	Herbstreit, Tye	2	0	2	-	-	-	-	-	-	-	-
3	Maddox, Cooper	1	1	2	-	-	-	-	-	2	-	-
24	Pollock, Fenner	1	0	1	-	-	-	-	1-0	-	-	-
32	Hayworth, H.	0	1	1	-	-	-	-	-	-	-	-
	Totals	33	14	47	0.0-0	3.0-4	0	0-0	1-0	2	0	0

#	Brentwood Academ	Solo	Ast	Total	Sacks-Yds	TFL-Yds	FF	FR-Yds	Int-Yds	BrUp	Blks	QBH
8	Curtis, Devyn	8	8	16	-	1.5-1	-	-	-	-	-	-
4	Sirmon, Jackson	5	6	11	-	2.5-5	-	-	-	-	-	1
55	Gore, Thomas	4	2	6	-	2.0-4	-	-	-	-	-	-
9	Knox, Luke	4	2	6	2.0-7	2.5-8	-	-	-	-	-	1
21	Annoor, Tahir	3	3	6	-	-	-	-	-	-	-	-
11	Victory, Jack	4	0	4	1.0-6	1.0-6	-	-	-	-	-	2
28	Taylor, Daniel	2	1	3	-	-	-	-	-	1	-	-
58	Spell, Airin	1	2	3	-	-	-	-	-	1	-	1
30	Hunt, Michael	1	2	3	-	1.5-1	-	-	-	-	-	-
27	Johnson, Camron	2	0	2	-	-	-	-	-	-	-	-
60	McCoy, Jordan	2	0	2	-	-	-	-	-	-	-	-
15	Garlington, K.	2	0	2	-	-	-	-	1-0	2	-	-
	Totals	38	26	64	3.0-13	11.0-25	0	0-0	1-0	4	0	5

Drive Chart (By Team) (Final)
The Automated ScoreBook
MBA vs Brentwood Academy (Dec. 2, 2017 at Cookeville, Tenn.)

		Drive Started			Drive Ended			Consumed	
Team	Qtr	Spot	Time	Obtained	Spot	Time	How lost	Pl - Yds	TOP
MBA	1st	M20	12:00	Kickoff	M20	10:36	Interception	3 - 0	1:24
MBA		M35	09:57	Kickoff	M32	07:37	Punt	3 - (3)	2:20
MBA		M21	06:34	Kickoff	B00	11:09	*TOUCHDOWN	15 - 79	7:25 .
MBA	2nd	M20	07:02	Kickoff	M21	06:02	Punt	3 - 1	1:00
MBA		M20	03:24	Kickoff	M32	01:05	Punt	7 - 12	2:19
MBA		B46	00:39	Interception	B27	00:00	Missed FG	5 - 19	0:39
MBA	3rd	M28	09:29	Downs	B00	05:32	*TOUCHDOWN	8 - 72	3:57 .
MBA		M34	03:23	Punt	M31	01:22	Punt	3 - (3)	2:01
MBA	4th	M14	11:44	Punt	B42	06:37	Downs	12 - 44	5:07
MBA		M45	05:02	Punt	B05	01:35	Downs	8 - 50	3:27 .

MBA	1st Qtr	2nd Qtr	3rd Qtr	4th Qtr	1st Half	2nd Half	Total
Time of possession	07:58	04:49	05:58	08:34	12:47	14:32	27:19
3rd down conversions	1-4	0-2	1-2	2-4	1-6	3-6	4-12
Average field position	M20	M31	M31	M29	M27	M30	M28
4th down conversions	1-1	0-0	0-0	0-2	1-1	0-2	1-3

		Drive Started			Drive Ended			Consumed	
Team	Qtr	Spot	Time	Obtained	Spot	Time	How lost	Pl - Yds	TOP
BA	1st	M47	10:36	Interception	M00	07:37	*TOUCHDOWN	2 - 47	2:59
BA		B45	07:37	Punt	M00	06:34	*TOUCHDOWN	4 - 55	1:03 .
BA	2nd	B31	11:09	Kickoff	M00	07:02	*TOUCHDOWN	10 - 69	4:07 .
BA		B45	06:02	Punt	M00	03:24	*TOUCHDOWN	8 - 55	2:38 .
BA		B35	01:05	Punt	B40	00:39	Interception	2 - 5	0:26
BA		B20	00:00	Missed FG	B20	00:00	End of half	0 - 0	0:00
BA	3rd	B17	12:00	Kickoff	M33	09:29	Downs	7 - 50	2:31
BA		B20	05:32	Kickoff	B29	03:23	Punt	3 - 9	2:09
BA		B42	01:22	Punt	B46	11:44	Punt	3 - 4	1:38
BA	4th	B42	06:37	Downs	B46	05:02	Punt	3 - 4	1:35
BA		B05	01:35	Downs	B09	00:00	End of half	3 - 4	1:35

Brentwood Academy	1st Qtr	2nd Qtr	3rd Qtr	4th Qtr	1st Half	2nd Half	Total
Time of possession	04:02	07:11	06:02	03:26	11:13	09:28	20:41
3rd down conversions	0-0	2-2	0-2	0-3	2-2	0-5	2-7
Average field position	B49	B37	B26	B23	B41	B25	B33
4th down conversions	0-0	0-0	0-1	0-0	0-0	0-1	0-1

Drive Chart (By Quarter) (Final)
The Automated ScoreBook
MBA vs Brentwood Academy (Dec. 2, 2017 at Cookeville, Tenn.)

		Drive Started			Drive Ended			Consumed	
Team	Qtr	Spot	Time	Obtained	Spot	Time	How lost	Pl - Yds	TOP
MBA	1st	M20	12:00	Kickoff	M20	10:36	Interception	3 - 0	1:24
BA		M47	10:36	Interception	M00	07:37	*TOUCHDOWN	2 - 47	2:59
MBA		M35	09:57	Kickoff	M32	07:37	Punt	3 - (3)	2:20
BA		B45	07:37	Punt	M00	06:34	*TOUCHDOWN	4 - 55	1:03 .
MBA		M21	06:34	Kickoff	B00	11:09	*TOUCHDOWN	15 - 79	7:25 .
BA	2nd	B31	11:09	Kickoff	M00	07:02	*TOUCHDOWN	10 - 69	4:07 .
MBA		M20	07:02	Kickoff	M21	06:02	Punt	3 - 1	1:00
BA		B45	06:02	Punt	M00	03:24	*TOUCHDOWN	8 - 55	2:38 .
MBA		M20	03:24	Kickoff	M32	01:05	Punt	7 - 12	2:19
BA		B35	01:05	Punt	B40	00:39	Interception	2 - 5	0:26
MBA		B46	00:39	Interception	B27	00:00	Missed FG	5 - 19	0:39
BA		B20	00:00	Missed FG	B20	00:00	End of half	0 - 0	0:00
BA	3rd	B17	12:00	Kickoff	M33	09:29	Downs	7 - 50	2:31
MBA		M28	09:29	Downs	B00	05:32	*TOUCHDOWN	8 - 72	3:57 .
BA		B20	05:32	Kickoff	B29	03:23	Punt	3 - 9	2:09
MBA		M34	03:23	Punt	M31	01:22	Punt	3 - (3)	2:01
BA		B42	01:22	Punt	B46	11:44	Punt	3 - 4	1:38
MBA	4th	M14	11:44	Punt	B42	06:37	Downs	12 - 44	5:07
BA		B42	06:37	Downs	B46	05:02	Punt	3 - 4	1:35
MBA		M45	05:02	Punt	B05	01:35	Downs	8 - 50	3:27 .
BA		B05	01:35	Downs	B09	00:00	End of half	3 - 4	1:35

Play-by-Play Summary (1st quarter)
MBA vs Brentwood Academy (Dec. 2, 2017 at Cookeville, Tenn.)

Captains: Brentwood Academy 17, 39, 23, 8; MBA 6, 11, 15
Brentwood Academy wins toss & defers; MBA to receive, defend north goa

1-10	MBA 40	BA ball on BA40.	
		Wilson, Toby kickoff 60 yards to the MBA0, touchback.	
1-10	MBA 20	McGuire, M. rush for 2 yards to the MBA22 (Sirmon, Jackson;Curtis, Devyn).	
2-8	MBA 22	McGuire, M. rush for loss of 2 yards to the MBA20 (Gore, Thomas).	
3-10	MBA 20	Allen, Ty pass intercepted by Garlington, K. at the MBA47, Garlington, K. return 0 yards to the MBA47.	

3 plays, 0 yards, 1:24

BRENTWOOD ACADEMY drive start at 10:36.

1-10	MBA 47	Schoenwald, G. pass complete to Johnson, Camron for no gain to the MBA47 (Maddox, Cooper;Hall, Ian).	
2-10	MBA 47	Johnson, Camron rush for 47 yards to the MBA0, 1ST DOWN BA, TOUCHDOWN, clock 09:57.	R1
1-G	MBA 03	Wilson, Toby kick attempt good.	

Brentwood Academy 7, MBA 0

2 plays, 47 yards, 2:59

Wilson, Toby kickoff 60 yards to the MBA0, touchback, PENALTY BA personal foul (Lovins, Aaron) 15 yards to the MBA35, 1st and 10, MBA ball on MBA35.

1-10	MBA 35	MBA ball on MBA35.	
1-10	MBA 35	McGuire, M. rush for 5 yards to the MBA40 (Annoor, Tahir;Gore, Thomas).	
2-5	MBA 40	McGuire, M. rush for loss of 2 yards to the MBA38 (Sirmon, Jackson).	
3-7	MBA 38	Allen, Ty sacked for loss of 6 yards to the MBA32 (Knox, Luke).	
4-13	MBA 32	Allen, Ty punt 23 yards to the BA45, downed.	

3 plays, minus 3 yards, 2:20

BRENTWOOD ACADEMY drive start at 07:37.

1-10	BA 45	Schoenwald, G. pass complete to Johnson, Camron for 18 yards to the MBA37, 1ST DOWN BA (Hall, Ian).	P2
1-10	MBA 37	Schoenwald, G. pass complete to Sagan, Preston for 9 yards to the MBA28 (Hall, Ian).	
2-1	MBA 28	Schoenwald, G. rush for 25 yards to the MBA3, 1ST DOWN BA (German, Nick).	R3
1-G	MBA 03	Pleasant, T rush for 3 yards to the MBA0, TOUCHDOWN, clock 06:34.	
1-G	MBA 03	PENALTY BA false start 5 yards to the MBA8.	
1-G	MBA 08	Wilson, Toby kick attempt good.	

Brentwood Academy 14, MBA 0

4 plays, 55 yards, 1:03

Wilson, Toby kickoff 54 yards to the MBA6, McGuire, M. return 15 yards to the MBA21 (Curtis, Devyn).

MBA drive start at 06:34.

1-10	MBA 21	McGuire, M. rush for 8 yards to the MBA29 (Johnson, Camron).	
2-2	MBA 29	Allen, Ty rush for 1 yard to the MBA30 (Sirmon, Jackson;Curtis, Devyn).	
3-1	MBA 30	McGuire, M. rush for no gain to the MBA30 (Gore, Thomas).	
4-1	MBA 30	Timeout MBA, clock 04:30.	
4-1	MBA 30	Allen, Ty rush for 1 yard to the MBA31, 1ST DOWN MBA (McCoy, Jordan).	R1
1-10	MBA 31	Allen, Ty pass complete to Blackwell, C. for 7 yards to the MBA38 (Annoor, Tahir).	
2-3	MBA 38	McGuire, M. rush for 6 yards to the MBA44, 1ST DOWN MBA (Curtis, Devyn;Knox, Luke).	R2
1-10	MBA 44	McGuire, M. rush for 6 yards to the 50 yardline (Gore, Thomas).	
2-4	MBA 50	McGuire, M. rush for 4 yards to the BA46, 1ST DOWN MBA (Curtis, Devyn).	R3
1-10	BA 46	McGuire, M. rush for loss of 2 yards to the BA48 (Gore, Thomas), PENALTY BA face mask (Hunt, Michael) 5 yards to the BA43.	
1-7	BA 43	1st and 7.	
1-7	BA 43	Harris, Brendan rush for 2 yards to the BA41 (Sirmon, Jackson;Curtis, Devyn).	
2-5	BA 41	Allen, Ty rush for no gain to the BA41 (Knox, Luke).	
3-5	BA 41	Allen, Ty pass complete to McGuire, M. for 7 yards to the BA34, 1ST DOWN MBA (Sirmon, Jackson).	P4

END OF 1st QUARTER: Brentwood Academy 14, MBA 0

		Time	1st Downs				Conversions				
Quarter Summary	Score	Poss	R	P	X	T	3rd	4th	Rushing	Passing	Penalties
MBA	0	07:58	3	1	0	4	0-2	0-0	15-23	2-3-1-14	0-0
Brentwood Academy	14	04:02	2	1	0	3	0-0	0-0	3-75	3-3-0-27	3-25

Quickie Statistics (1st quarter)
MBA vs Brentwood Academy (Dec. 2, 2017 at Cookeville, Tenn.)

	MBA	BA
Score	0	14
FIRST DOWNS	4	3
RUSHES-YARDS (NET)	15-23	3-75
PASSING YDS (NET)	14	27
Passes Att-Comp-Int	3-2-1	3-3-0
TOTAL OFFENSE PLAYS-YARDS	18-37	6-102
Fumble Returns-Yards	0-0	0-0
Punt Returns-Yards	0-0	0-0
Kickoff Returns-Yards	1-15	0-0
Interception Returns-Yards	0-0	1-0
Punts (Number-Avg)	1-23.0	0-0.0
Fumbles-Lost	0-0	0-0
Penalties-Yards	0-0	3-25
Possession Time	07:58	04:02
Third-Down Conversions	1 of 4	0 of 0
Fourth-Down Conversions	1 of 1	0 of 0

MBA

Rushing	No.	Gain	Loss	Net	TD	Lg	Avg
McGuire, M.	10	31	6	25	0	8	2.5
Harris, Brendan	1	2	0	2	0	2	2.0
Allen, Ty	4	2	6	-4	0	1	-1.0

Passing	C-A-I	Yds	TD	Long	Sack
Allen, Ty	2-3-1	14	0	7	1

Receiving	No.	Yards	TD	Long
Blackwell, C.	1	7	0	7
McGuire, M.	1	7	0	7

Punting	No.	Yds	Avg	Long	In20	TB
Allen, Ty	1	23	23.0	23	0	0

Punt Returns	No.	Yards	TD	Long

Kick Returns	No.	Yards	TD	Long
McGuire, M.	1	15	0	15

Tackles	UA-A	Total	Sacks	TFL
Hall, Ian	2-1	3	0.0	0.0
German, Nick	1-0	1	0.0	0.0
Maddox, Cooper	0-1	1	0.0	0.0

Brentwood Academy

Rushing	No.	Gain	Loss	Net	TD	Lg	Avg
Johnson, Camron	1	47	0	47	1	47	47.0
Schoenwald, G.	1	25	0	25	0	25	25.0
Pleasant, T	1	3	0	3	1	3	3.0

Passing	C-A-I	Yds	TD	Long	Sack
Schoenwald, G.	3-3-0	27	0	18	0

Receiving	No.	Yards	TD	Long
Johnson, Camron	2	18	0	18
Sagan, Preston	1	9	0	9

Punting	No.	Yds	Avg	Long	In20	TB

Punt Returns	No.	Yards	TD	Long

Kick Returns	No.	Yards	TD	Long

Tackles	UA-A	Total	Sacks	TFL
Curtis, Devyn	2-4	6	0.0	0.0
Gore, Thomas	4-1	5	0.0	2.0
Sirmon, Jackson	2-3	5	0.0	1.0
Knox, Luke	2-1	3	1.0	1.0

Qtr	Time	Scoring Play	V-H
1st	09:57	BA - Johnson, Camron 47 yd run (Wilson, Toby kick), 2-47 2:59	0 - 7
	06:34	BA - Pleasant, T 3 yd run (Wilson, Toby kick), 4-55 1:03	0 - 14

Play-by-Play Summary (2nd quarter)
MBA vs Brentwood Academy (Dec. 2, 2017 at Cookeville, Tenn.)

1-10	BA 34	Start of 2nd quarter, clock 12:00.	
1-10	BA 34	Allen, Ty pass complete to McFadden, J. for 24 yards to the BA10, 1ST DOWN MBA (Garlington, K.).	P5
1-G	BA 10	McGuire, M. rush for 1 yard to the BA9 (Curtis, Devyn).	
2-G	BA 09	Allen, Ty pass complete to McFadden, J. for 9 yards to the BA0, TOUCHDOWN, clock 11:09.	
1-G	BA 03	Massad, Alex kick attempt good.	

Brentwood Academy 14, MBA 7

15 plays, 79 yards, 7:25

Massad, Alex kickoff 39 yards to the BA21, Garlington, K. return 10 yards to the BA31 (Sullivan, Hugh).

BRENTWOOD ACADEMY drive start at 11:09.

1-10	BA 31	PENALTY BA false start (Collins, Will) 5 yards to the BA26.	
1-15	BA 26	Pleasant, T rush for 11 yards to the BA37 (Sullivan, Hugh).	
2-4	BA 37	PENALTY BA false start (Collins, Will) 5 yards to the BA32.	
2-9	BA 32	Schoenwald, G. pass complete to Archie, Michael for 8 yards to the BA40, out-of-bounds (Sullivan, Hugh).	
3-1	BA 40	Pleasant, T rush for 5 yards to the BA45, 1ST DOWN BA (Graves, H.).	R4
1-10	BA 45	Pleasant, T rush for 1 yard to the BA46 (Maddox, Cooper).	
2-9	BA 46	Pleasant, T rush for 4 yards to the 50 yardline (Sullivan, Hugh), PENALTY MBA personal foul (Sullivan, Hugh) 15 yards to the MBA35, 1ST DOWN BA.	X5
1-10	MBA 35	1st and 10.	
1-10	MBA 35	Pleasant, T rush for 5 yards to the MBA30 (Hall, Ian).	
2-5	MBA 30	Schoenwald, G. rush for 7 yards to the MBA23, 1ST DOWN BA (Pollock, Gordon).	R6
1-10	MBA 23	Annoor, Tahir rush for 4 yards to the MBA19 (Rutherford, R.).	
2-6	MBA 19	Annoor, Tahir rush for 3 yards to the MBA16 (Graves, H.;Garstin, Clay).	
3-3	MBA 16	Schoenwald, G. pass complete to Johnson, Camron for 16 yards to the MBA0, 1ST DOWN BA, TOUCHDOWN, clock 07:02.	P7
1-G	MBA 03	Wilson, Toby kick attempt good.	

Brentwood Academy 21, MBA 7

10 plays, 69 yards, 4:07

Wilson, Toby kickoff 60 yards to the MBA0, touchback.

MBA drive start at 07:02.

1-10	MBA 20	Allen, Ty rush for 1 yard to the MBA21 (Victory, Jack).	
2-9	MBA 21	Allen, Ty pass incomplete to Blackwell, C. (Garlington, K.).	
3-9	MBA 21	Allen, Ty pass incomplete to Myers, Braden (Spell, Airin), QB hurry by Knox, Luke.	
4-9	MBA 21	Allen, Ty punt 34 yards to the BA45, Taylor, Daniel return 0 yards to the BA45 (Sullivan, Hugh).	

3 plays, 1 yard, 1:00

BRENTWOOD ACADEMY drive start at 06:02.

1-10	BA 45	Annoor, Tahir rush for 3 yards to the BA48 (Pollock, Gordon).	
2-7	BA 48	Annoor, Tahir rush for 9 yards to the MBA43, 1ST DOWN BA (Hall, Ian).	R8
1-10	MBA 43	Annoor, Tahir rush for 7 yards to the MBA36 (Hannah, Jackson).	
2-3	MBA 36	Schoenwald, G. rush for 8 yards to the MBA28, 1ST DOWN BA (German, Nick).	R9
1-10	MBA 28	Schoenwald, G. pass incomplete to Johnson, Camron (Maddox, Cooper).	
2-10	MBA 28	Schoenwald, G. rush for 11 yards to the MBA17, 1ST DOWN BA (Sullivan, Hugh).	R10
1-10	MBA 17	Pleasant, T rush for loss of 2 yards to the MBA19 (Hall, Ian).	
2-12	MBA 19	Schoenwald, G. pass complete to Johnson, Camron for 19 yards to the MBA0, 1ST DOWN BA, TOUCHDOWN, clock 03:24.	P11
1-G	MBA 03	Wilson, Toby kick attempt good.	

Brentwood Academy 28, MBA 7

8 plays, 55 yards, 2:38

Wilson, Toby kickoff 60 yards to the MBA0, touchback.

MBA drive start at 03:24.

1-10	MBA 20	McGuire, M. rush for 5 yards to the MBA25 (Sirmon, Jackson;Taylor, Daniel).	
2-5	MBA 25	McGuire, M. rush for 5 yards to the MBA30, 1ST DOWN MBA, out-of-bounds (Annoor, Tahir).	R6
1-10	MBA 30	McGuire, M. rush for 4 yards to the MBA34 (Sirmon, Jackson;Annoor, Tahir).	
2-6	MBA 34	Timeout Brentwood Academy, clock 02:20.	
2-6	MBA 34	Allen, Ty rush for 6 yards to the MBA40, 1ST DOWN MBA (Curtis, Devyn).	R7
1-10	MBA 40	Timeout Brentwood Academy, clock 02:13.	
1-10	MBA 40	Allen, Ty pass incomplete to Blackwell, C. (Taylor, Daniel).	
2-10	MBA 40	Allen, Ty sacked for loss of 6 yards to the MBA34 (Victory, Jack).	
3-16	MBA 34	Timeout Brentwood Academy, clock 02:00.	
3-16	MBA 34	Allen, Ty pass complete to McGuire, M. for loss of 2 yards to the MBA32.	
4-18	MBA 32	Allen, Ty punt 33 yards to the BA35, downed.	

7 plays, 12 yards, 2:19

BRENTWOOD ACADEMY drive start at 01:05.

1-10	BA 35	Schoenwald, G. pass complete to Archie, Michael for 5 yards to the BA40 (Pollock, Fenner).
2-5	BA 40	Schoenwald, G. pass intercepted by Pollock, Fenner at the BA46, Pollock, Fenner return 0 yards to the BA46.

Play-by-Play Summary (2nd quarter)
MBA vs Brentwood Academy (Dec. 2, 2017 at Cookeville, Tenn.)

2 plays, 5 yards, 0:26

MBA drive start at 00:39.

1-10	BA 46	Allen, Ty pass complete to Blackwell, C. for 6 yards to the BA40 (Victory, Jack).	
2-4	BA 40	Timeout MBA, clock 00:29.	
2-4	BA 40	Allen, Ty pass complete to McGuire, M. for 15 yards to the BA25, 1ST DOWN MBA (Johnson, Camron).	P8
1-10	BA 25	PENALTY MBA illegal procedure 5 yards to the BA30.	
1-15	BA 30	Timeout MBA, clock 00:18.	
1-15	BA 30	Allen, Ty pass incomplete to Herbstreit, Tye.	
2-15	BA 30	Allen, Ty pass complete to Blackwell, C. for 3 yards to the BA27, out-of-bounds (Taylor, Daniel), QB hurry by Sirmon, Jackson.	
3-12	BA 27	Massad, Alex field goal attempt from 44 MISSED - wide left, spot at BA20, clock 00:00.	

5 plays, 19 yards, 0:39

End of half, clock 00:00.

END OF 2nd QUARTER: Brentwood Academy 28, MBA 7

Quarter Summary	Score	Time Poss	1st Downs R	P	X	T	Conversions 3rd	4th	Rushing	Passing	Penalties
MBA	7	04:10	2	2	0	4	0-2	0-0	7-16	6-10-0-55	2-20
Brentwood Academy	14	07:11	5	2	1	8	2-2	0-0	14-76	4-6-1-48	2-10

Quickie Statistics (Halftime)
MBA vs Brentwood Academy (Dec. 2, 2017 at Cookeville, Tenn.)

	MBA	BA
Score	7	28
FIRST DOWNS	8	11
RUSHES-YARDS (NET)	22-39	17-151
PASSING YDS (NET)	69	75
Passes Att-Comp-Int	13-8-1	9-7-1
TOTAL OFFENSE PLAYS-YARDS	35-108	26-226
Fumble Returns-Yards	0-0	0-0
Punt Returns-Yards	0-0	1-0
Kickoff Returns-Yards	1-15	1-10
Interception Returns-Yards	1-0	1-0
Punts (Number-Avg)	3-30.0	0-0.0
Fumbles-Lost	0-0	0-0
Penalties-Yards	2-20	5-35
Possession Time	12:08	11:13
Third-Down Conversions	1 of 6	2 of 2
Fourth-Down Conversions	1 of 1	0 of 0

MBA

Rushing	No.	Gain	Loss	Net	TD	Lg	Avg
McGuire, M.	14	46	6	40	0	8	2.9
Harris, Brendan	1	2	0	2	0	2	2.0
Allen, Ty	7	9	12	-3	0	6	-0.4

Passing	C-A-I	Yds	TD	Long	Sack
Allen, Ty	8-13-1	69	1	24	2

Receiving	No.	Yards	TD	Long
McGuire, M.	3	20	0	15
Blackwell, C.	3	16	0	7
McFadden, J.	2	33	1	24

Punting	No.	Yds	Avg	Long	In20	TB
Allen, Ty	3	90	30.0	34	0	0

Punt Returns	No.	Yards	TD	Long

Kick Returns	No.	Yards	TD	Long
McGuire, M.	1	15	0	15

Tackles	UA-A	Total	Sacks	TFL
Sullivan, Hugh	6-0	6	0.0	0.0
Hall, Ian	5-1	6	0.0	1.0
Pollock, Gordon	2-0	2	0.0	0.0
German, Nick	2-0	2	0.0	0.0

Brentwood Academy

Rushing	No.	Gain	Loss	Net	TD	Lg	Avg
Schoenwald, G.	4	51	0	51	0	25	12.8
Johnson, Camron	1	47	0	47	1	47	47.0
Pleasant, T	7	29	2	27	1	11	3.9
Annoor, Tahir	5	26	0	26	0	9	5.2

Passing	C-A-I	Yds	TD	Long	Sack
Schoenwald, G.	7-9-1	75	2	19	0

Receiving	No.	Yards	TD	Long
Johnson, Camron	4	53	2	19
Archie, Michael	2	13	0	8
Sagan, Preston	1	9	0	9

Punting	No.	Yds	Avg	Long	In20	TB

Punt Returns	No.	Yards	TD	Long
Taylor, Daniel	1	0	0	0

Kick Returns	No.	Yards	TD	Long
Garlington, K.	1	10	0	10

Tackles	UA-A	Total	Sacks	TFL
Curtis, Devyn	4-4	8	0.0	0.0
Sirmon, Jackson	2-5	7	0.0	1.0
Gore, Thomas	4-1	5	0.0	2.0
Annoor, Tahir	2-2	4	0.0	0.0

Qtr	Time	Scoring Play	V-H
1st	09:57	BA - Johnson, Camron 47 yd run (Wilson, Toby kick), 2-47 2:59	0 - 7
	06:34	BA - Pleasant, T 3 yd run (Wilson, Toby kick), 4-55 1:03	0 - 14
2nd	11:09	MBA - McFadden, J. 9 yd pass from Allen, Ty (Massad, Alex kick), 15-79 7:25	7 - 14
	07:02	BA - Johnson, Camron 16 yd pass from Schoenwald, G. (Wilson, Toby kick), 10-69 4:07	7 - 21
	03:24	BA - Johnson, Camron 19 yd pass from Schoenwald, G. (Wilson, Toby kick), 8-55 2:38	7 - 28

Play-by-Play Summary (3rd quarter)
MBA vs Brentwood Academy (Dec. 2, 2017 at Cookeville, Tenn.)

Start of 3rd quarter, clock 12:00.

1-10	BA 20	MBA ball on MBA40.	

Massad, Alex kickoff 55 yards to the BA5, Sagan, Preston return 12 yards to the BA17 (Herbstreit, Tye).

BRENTWOOD ACADEMY drive start at 12:00.

1-10	BA 17	Pleasant, T rush for 10 yards to the BA27, 1ST DOWN BA (German, Nick).	R12
1-10	BA 27	Pleasant, T rush for 12 yards to the BA39, 1ST DOWN BA (Pollock, Gordon).	R13
1-10	BA 39	Schoenwald, G. pass complete to Johnson, Camron for 23 yards to the MBA38, 1ST DOWN BA (Herbstreit, J.;German, Nick).	P14
1-10	MBA 38	PENALTY BA false start (McCoy, Jordan) 5 yards to the MBA43.	
1-15	MBA 43	Pleasant, T rush for loss of 1 yard to the MBA44 (Graves, H.).	
2-16	MBA 44	Schoenwald, G. rush for no gain to the MBA44 (Graves, H.;Sullivan, Hugh).	
3-16	MBA 44	Schoenwald, G. pass incomplete to Garlington, K..	
4-16	MBA 44	Smith, Harrison pass complete to Taylor, Daniel for 11 yards to the MBA33 (Herbstreit, J.).	

7 plays, 50 yards, 6:28

1-10	MBA 33	PENALTY MBA sideline interference 5 yards to the MBA28.	
1-15	MBA 28	1st and 10.	
1-10	MBA 28	MBA ball on MBA28.	
1-10	MBA 28	Clock 09:29.	
1-10	MBA 28	Allen, Ty rush for 1 yard to the MBA29 (McCoy, Jordan).	
2-9	MBA 29	Allen, Ty pass complete to Blackwell, C. for 20 yards to the MBA49, 1ST DOWN MBA.	P9
1-10	MBA 49	Allen, Ty pass complete to Myers, Braden for 9 yards to the BA42 (Sirmon, Jackson).	
2-1	BA 42	McGuire, M. rush for 4 yards to the BA38, 1ST DOWN MBA (Curtis, Devyn;Spell, Airin).	R10
1-10	BA 38	McGuire, M. rush for 2 yards to the BA36 (Sirmon, Jackson).	
2-8	BA 36	McGuire, M. rush for 1 yard to the BA35 (Spell, Airin).	
3-7	BA 35	Allen, Ty rush for 12 yards to the BA23, 1ST DOWN MBA, out-of-bounds (Taylor, Daniel), PENALTY BA personal foul (Taylor, Daniel) 12 yards to the BA11, 1ST DOWN MBA.	X12
1-10	BA 11	1st and 10.	
1-10	BA 11	Allen, Ty pass complete to McFadden, J. for 11 yards to the BA0, 1ST DOWN MBA, TOUCHDOWN, clock 05:32.	P13
1-G	BA 03	Massad, Alex kick attempt good.	

Brentwood Academy 28, MBA 14

8 plays, 72 yards, 0:00

Massad, Alex kickoff 47 yards to the BA13, Taylor, Daniel return 7 yards to the BA20 (Herbstreit, Tye).

BRENTWOOD ACADEMY drive start at 05:32.

1-10	BA 20	Pleasant, T rush for 5 yards to the BA25 (Sullivan, Hugh).
2-5	BA 25	Schoenwald, G. rush for 3 yards to the BA28 (Sullivan, Hugh;Hayworth, H.).
3-2	BA 28	Pleasant, T rush for 1 yard to the BA29 (Garstin, Clay).
4-1	BA 29	Smith, Harrison punt 37 yards to the MBA34, fair catch by Crider, Cole.

3 plays, 9 yards, 2:09

MBA drive start at 03:23.

1-10	MBA 34	McGuire, M. rush for loss of 1 yard to the MBA33 (Hunt, Michael).
2-11	MBA 33	Allen, Ty rush for loss of 1 yard to the MBA32 (Knox, Luke;Hunt, Michael).
3-12	MBA 32	Allen, Ty pass complete to McGuire, M. for loss of 1 yard to the MBA31 (Curtis, Devyn).
4-13	MBA 31	Allen, Ty punt 27 yards to the BA42, downed.

3 plays, minus 3 yards, 2:01

BRENTWOOD ACADEMY drive start at 01:22.

1-10	BA 42	Pleasant, T rush for no gain to the BA42 (Hannah, Jackson).
2-10	BA 42	Pleasant, T rush for 4 yards to the BA46 (Graves, H.).

END OF 3rd QUARTER: Brentwood Academy 28, MBA 14

		Time	1st Downs				Conversions				
Quarter Summary	Score	Poss	R	P	X	T	3rd	4th	Rushing	Passing	Penalties
MBA	7	02:01	2	2	1	5	1-2	0-0	7-18	4-4-0-39	1-5
Brentwood Academy	0	09:59	2	1	0	3	0-2	0-1	9-34	2-3-0-34	2-17

Quickie Statistics (3rd quarter)
MBA vs Brentwood Academy (Dec. 2, 2017 at Cookeville, Tenn.)

	MBA	BA
Score	14	28
FIRST DOWNS	13	14
RUSHES-YARDS (NET)	29-57	26-185
PASSING YDS (NET)	108	109
Passes Att-Comp-Int	17-12-1	12-9-1
TOTAL OFFENSE PLAYS-YARDS	46-165	38-294
Fumble Returns-Yards	0-0	0-0
Punt Returns-Yards	0-0	1-0
Kickoff Returns-Yards	1-15	3-29
Interception Returns-Yards	1-0	1-0
Punts (Number-Avg)	4-29.2	1-37.0
Fumbles-Lost	0-0	0-0
Penalties-Yards	3-25	7-52
Possession Time	14:48	21:12
Third-Down Conversions	2 of 8	2 of 4
Fourth-Down Conversions	1 of 1	0 of 1

MBA

Rushing	No.	Gain	Loss	Net	TD	Lg	Avg
McGuire, M.	18	53	7	46	0	8	2.6
Allen, Ty	10	22	13	9	0	12	0.9
Harris, Brendan	1	2	0	2	0	2	2.0

Passing	C-A-I	Yds	TD	Long	Sack
Allen, Ty	12-17-1	108	2	24	2

Receiving	No.	Yards	TD	Long
Blackwell, C.	4	36	0	20
McGuire, M.	4	19	0	15
McFadden, J.	3	44	2	24
Myers, Braden	1	9	0	9

Punting	No.	Yds	Avg	Long	In20	TB
Allen, Ty	4	117	29.2	34	0	0

Punt Returns	No.	Yards	TD	Long

Kick Returns	No.	Yards	TD	Long
McGuire, M.	1	15	0	15

Tackles	UA-A	Total	Sacks	TFL
Sullivan, Hugh	7-2	9	0.0	0.0
Hall, Ian	5-1	6	0.0	1.0
Graves, H.	3-2	5	0.0	1.0
German, Nick	3-1	4	0.0	0.0

Brentwood Academy

Rushing	No.	Gain	Loss	Net	TD	Lg	Avg
Pleasant, T	14	61	3	58	1	12	4.1
Schoenwald, G.	6	54	0	54	0	25	9.0
Johnson, Camron	1	47	0	47	1	47	47.0
Annoor, Tahir	5	26	0	26	0	9	5.2

Passing	C-A-I	Yds	TD	Long	Sack
Schoenwald, G.	8-11-1	98	2	23	0
Smith, Harrison	1-1-0	11	0	11	0

Receiving	No.	Yards	TD	Long
Johnson, Camron	5	76	2	23
Archie, Michael	2	13	0	8
Taylor, Daniel	1	11	0	11
Sagan, Preston	1	9	0	9

Punting	No.	Yds	Avg	Long	In20	TB
Smith, Harrison	1	37	37.0	37	0	0

Punt Returns	No.	Yards	TD	Long
Taylor, Daniel	1	0	0	0

Kick Returns	No.	Yards	TD	Long
Taylor, Daniel	1	7	0	7
Sagan, Preston	1	12	0	12

Tackles	UA-A	Total	Sacks	TFL
Curtis, Devyn	5-5	10	0.0	1.0
Sirmon, Jackson	4-5	9	0.0	1.0
Gore, Thomas	4-1	5	0.0	2.0
Knox, Luke	2-2	4	1.0	1.5

Qtr	Time	Scoring Play	V-H
1st	09:57	BA - Johnson, Camron 47 yd run (Wilson, Toby kick), 2-47 2:59	0 - 7
	06:34	BA - Pleasant, T 3 yd run (Wilson, Toby kick), 4-55 1:03	0 - 14
2nd	11:09	MBA - McFadden, J. 9 yd pass from Allen, Ty (Massad, Alex kick), 15-79 7:25	7 - 14
	07:02	BA - Johnson, Camron 16 yd pass from Schoenwald, G. (Wilson, Toby kick), 10-69 4:07	7 - 21
	03:24	BA - Johnson, Camron 19 yd pass from Schoenwald, G. (Wilson, Toby kick), 8-55 2:38	7 - 28
3rd	05:32	MBA - McFadden, J. 11 yd pass from Allen, Ty (Massad, Alex kick), 8-72 0:00	14 - 28

Play-by-Play Summary (4th quarter)
MBA vs Brentwood Academy (Dec. 2, 2017 at Cookeville, Tenn.)

3-6	BA 46	Start of 4th quarter, clock 12:00.	
3-6	BA 46	Schoenwald, G. pass incomplete to Sagan, Preston.	
4-6	BA 46	Smith, Harrison punt 40 yards to the MBA14, out-of-bounds.	

3 plays, 4 yards, 1:38

MBA drive start at 11:44.

1-10	MBA 14	Allen, Ty pass incomplete to Blackwell, C..	
2-10	MBA 14	Allen, Ty sacked for loss of 1 yard to the MBA13 (Knox, Luke).	
3-11	MBA 13	Allen, Ty pass complete to McFadden, J. for 12 yards to the MBA25, 1ST DOWN MBA (Curtis, Devyn).	P14
1-10	MBA 25	Allen, Ty rush for 5 yards to the MBA30 (Curtis, Devyn).	
2-5	MBA 30	Allen, Ty pass incomplete to Blackwell, C..	
3-5	MBA 30	Allen, Ty pass complete to McGuire, M. for 9 yards to the MBA39, 1ST DOWN MBA (Knox, Luke), QB hurry by Spell, Airin.	P15
1-10	MBA 39	Allen, Ty pass incomplete to Blackwell, C..	
2-10	MBA 39	McGuire, M. rush for 13 yards to the BA48, 1ST DOWN MBA (Annoor, Tahir).	R16
1-10	BA 48	Allen, Ty pass complete to Blackwell, C. for 5 yards to the BA43 (Garlington, K.).	
2-5	BA 43	McGuire, M. rush for 3 yards to the BA40 (Gore, Thomas;Spell, Airin).	
3-2	BA 40	McGuire, M. rush for loss of 2 yards to the BA42 (Sirmon, Jackson).	
4-4	BA 42	Timeout MBA, clock 06:42.	
4-4	BA 42	Allen, Ty pass incomplete to Crider, Cole.	

12 plays, 44 yards, 5:07

BRENTWOOD ACADEMY drive start at 06:37.

1-10	BA 42	Schoenwald, G. rush for 3 yards to the BA45 (Hannah, Jackson).
2-7	BA 45	Pleasant, T rush for 1 yard to the BA46 (Rutherford, R.).
3-6	BA 46	Schoenwald, G. pass incomplete to Johnson, Camron (Maddox, Cooper).
4-6	BA 46	Smith, Harrison punt 9 yards to the MBA45, downed.

3 plays, 4 yards, 1:35

MBA drive start at 05:02.

1-10	MBA 45	Dugan, Sam rush for 3 yards to the MBA48 (Curtis, Devyn;Hunt, Michael).	
2-7	MBA 48	Allen, Ty pass complete to Myers, Braden for 24 yards to the BA28, 1ST DOWN MBA.	P17
1-10	BA 28	Allen, Ty pass complete to McGuire, M. for 8 yards to the BA20 (Victory, Jack).	
2-2	BA 20	Allen, Ty rush for 9 yards to the BA11, 1ST DOWN MBA (Curtis, Devyn).	R18
1-10	BA 11	Allen, Ty pass incomplete to McFadden, J., QB hurry by Victory, Jack.	
2-10	BA 11	McGuire, M. rush for 7 yards to the BA4 (Curtis, Devyn;Annoor, Tahir).	
3-3	BA 04	Allen, Ty rush for loss of 1 yard to the BA5 (Sirmon, Jackson;Curtis, Devyn).	
4-4	BA 05	Timeout MBA, clock 01:43.	
4-4	BA 05	Allen, Ty pass incomplete to McGuire, M. (Garlington, K.), QB hurry by Victory, Jack, PENALTY MBA illegal formation declined.	

8 plays, 50 yards, 3:27

BRENTWOOD ACADEMY drive start at 01:35.

1-10	BA 05	Pleasant, T rush for 2 yards to the BA7 (Sullivan, Hugh;Hall, Ian).
2-8	BA 07	Pleasant, T rush for 3 yards to the BA10 (Herbstreit, J.).
3-5	BA 10	Timeout MBA, clock 00:34.
3-5	BA 10	Pleasant, T rush for loss of 1 yard to the BA9 (Garstin, Clay;Rutherford, R.). End of game, clock 00:00.

3 plays, 4 yards, 1:35

FINAL SCORE: Brentwood Academy 28, MBA 14

		Time	1st Downs				Conversions				
Quarter Summary	Score	Poss	R	P	X	T	3rd	4th	Rushing	Passing	Penalties
MBA	0	08:34	2	3	0	5	2-4	0-2	9-36	5-11-0-58	0-0
Brentwood Academy	0	03:26	0	0	0	0	0-3	0-0	5-8	0-2-0-0	0-0

Quickie Statistics (4th quarter)
MBA vs Brentwood Academy (Dec. 2, 2017 at Cookeville, Tenn.)

	MBA	BA
Score	14	28
FIRST DOWNS	18	14
RUSHES-YARDS (NET)	38-93	31-193
PASSING YDS (NET)	166	109
Passes Att-Comp-Int	28-17-1	14-9-1
TOTAL OFFENSE PLAYS-YARDS	66-259	45-302
Fumble Returns-Yards	0-0	0-0
Punt Returns-Yards	0-0	1-0
Kickoff Returns-Yards	1-15	3-29
Interception Returns-Yards	1-0	1-0
Punts (Number-Avg)	4-29.2	3-28.7
Fumbles-Lost	0-0	0-0
Penalties-Yards	3-25	7-52
Possession Time	23:22	24:38
Third-Down Conversions	4 of 12	2 of 7
Fourth-Down Conversions	1 of 3	0 of 1

MBA

Rushing	No.	Gain	Loss	Net	TD	Lg	Avg
McGuire, M.	22	76	9	67	0	13	3.0
Allen, Ty	14	36	15	21	0	12	1.5
Dugan, Sam	1	3	0	3	0	3	3.0
Harris, Brendan	1	2	0	2	0	2	2.0

Passing	C-A-I	Yds	TD	Long	Sack
Allen, Ty	17-28-1	166	2	24	3

Receiving	No.	Yards	TD	Long
McGuire, M.	6	36	0	15
Blackwell, C.	5	41	0	20
McFadden, J.	4	56	2	24
Myers, Braden	2	33	0	24

Punting	No.	Yds	Avg	Long	In20	TB
Allen, Ty	4	117	29.2	34	0	0

Punt Returns	No.	Yards	TD	Long

Kick Returns	No.	Yards	TD	Long
McGuire, M.	1	15	0	15

Tackles	UA-A	Total	Sacks	TFL
Sullivan, Hugh	7-3	10	0.0	0.0
Hall, Ian	5-2	7	0.0	1.0
Graves, H.	3-2	5	0.0	1.0
German, Nick	3-1	4	0.0	0.0

Brentwood Academy

Rushing	No.	Gain	Loss	Net	TD	Lg	Avg
Pleasant, T	18	67	4	63	1	12	3.5
Schoenwald, G.	7	57	0	57	0	25	8.1
Johnson, Camron	1	47	0	47	1	47	47.0
Annoor, Tahir	5	26	0	26	0	9	5.2

Passing	C-A-I	Yds	TD	Long	Sack
Schoenwald, G.	8-13-1	98	2	23	0
Smith, Harrison	1-1-0	11	0	11	0

Receiving	No.	Yards	TD	Long
Johnson, Camron	5	76	2	23
Archie, Michael	2	13	0	8
Taylor, Daniel	1	11	0	11
Sagan, Preston	1	9	0	9

Punting	No.	Yds	Avg	Long	In20	TB
Smith, Harrison	3	86	28.7	40	1	0

Punt Returns	No.	Yards	TD	Long
Taylor, Daniel	1	0	0	0

Kick Returns	No.	Yards	TD	Long
Taylor, Daniel	1	7	0	7
Sagan, Preston	1	12	0	12

Tackles	UA-A	Total	Sacks	TFL
Curtis, Devyn	8-8	16	0.0	1.5
Sirmon, Jackson	5-6	11	0.0	2.5
Knox, Luke	4-2	6	2.0	2.5
Gore, Thomas	4-2	6	0.0	2.0

Qtr	Time	Scoring Play	V-H
1st	09:57	BA - Johnson, Camron 47 yd run (Wilson, Toby kick), 2-47 2:59	0 - 7
	06:34	BA - Pleasant, T 3 yd run (Wilson, Toby kick), 4-55 1:03	0 - 14
2nd	11:09	MBA - McFadden, J. 9 yd pass from Allen, Ty (Massad, Alex kick), 15-79 7:25	7 - 14
	07:02	BA - Johnson, Camron 16 yd pass from Schoenwald, G. (Wilson, Toby kick), 10-69 4:07	7 - 21
	03:24	BA - Johnson, Camron 19 yd pass from Schoenwald, G. (Wilson, Toby kick), 8-55 2:38	7 - 28
3rd	05:32	MBA - McFadden, J. 11 yd pass from Allen, Ty (Massad, Alex kick), 8-72 0:00	14 - 28

Quickie Statistics (Final)
MBA vs Brentwood Academy (Dec. 2, 2017 at Cookeville, Tenn.)

	MBA	BA
Score	14	28
FIRST DOWNS	18	14
RUSHES-YARDS (NET)	38-93	31-193
PASSING YDS (NET)	166	109
Passes Att-Comp-Int	28-17-1	14-9-1
TOTAL OFFENSE PLAYS-YARDS	66-259	45-302
Fumble Returns-Yards	0-0	0-0
Punt Returns-Yards	0-0	1-0
Kickoff Returns-Yards	1-15	3-29
Interception Returns-Yards	1-0	1-0
Punts (Number-Avg)	4-29.2	3-28.7
Fumbles-Lost	0-0	0-0
Penalties-Yards	3-25	7-52
Possession Time	27:19	20:41
Third-Down Conversions	4 of 12	2 of 7
Fourth-Down Conversions	1 of 3	0 of 1
Red-Zone Scores-Chances	2-3	3-3

MBA

Rushing	No.	Gain	Loss	Net	TD	Lg	Avg
McGuire, M.	22	76	9	67	0	13	3.0
Allen, Ty	14	36	15	21	0	12	1.5
Dugan, Sam	1	3	0	3	0	3	3.0
Harris, Brendan	1	2	0	2	0	2	2.0

Passing	C-A-I	Yds	TD	Long	Sack
Allen, Ty	17-28-1	166	2	24	3

Receiving	No.	Yards	TD	Long
McGuire, M.	6	36	0	15
Blackwell, C.	5	41	0	20
McFadden, J.	4	56	2	24
Myers, Braden	2	33	0	24

Punting	No.	Yds	Avg	Long	In20	TB
Allen, Ty	4	117	29.2	34	0	0

Punt Returns	No.	Yards	TD	Long

Kick Returns	No.	Yards	TD	Long
McGuire, M.	1	15	0	15

Tackles	UA-A	Total	Sacks	TFL
Sullivan, Hugh	7-3	10	0.0	0.0
Hall, Ian	5-2	7	0.0	1.0
Graves, H.	3-2	5	0.0	1.0
German, Nick	3-1	4	0.0	0.0

Brentwood Academy

Rushing	No.	Gain	Loss	Net	TD	Lg	Avg
Pleasant, T	18	67	4	63	1	12	3.5
Schoenwald, G.	7	57	0	57	0	25	8.1
Johnson, Camron	1	47	0	47	1	47	47.0
Annoor, Tahir	5	26	0	26	0	9	5.2

Passing	C-A-I	Yds	TD	Long	Sack
Schoenwald, G.	8-13-1	98	2	23	0
Smith, Harrison	1-1-0	11	0	11	0

Receiving	No.	Yards	TD	Long
Johnson, Camron	5	76	2	23
Archie, Michael	2	13	0	8
Taylor, Daniel	1	11	0	11
Sagan, Preston	1	9	0	9

Punting	No.	Yds	Avg	Long	In20	TB
Smith, Harrison	3	86	28.7	40	1	0

Punt Returns	No.	Yards	TD	Long
Taylor, Daniel	1	0	0	0

Kick Returns	No.	Yards	TD	Long
Taylor, Daniel	1	7	0	7
Sagan, Preston	1	12	0	12

Tackles	UA-A	Total	Sacks	TFL
Curtis, Devyn	8-8	16	0.0	1.5
Sirmon, Jackson	5-6	11	0.0	2.5
Knox, Luke	4-2	6	2.0	2.5
Gore, Thomas	4-2	6	0.0	2.0

Qtr	Time	Scoring Play	V-H
1st	09:57	BA - Johnson, Camron 47 yd run (Wilson, Toby kick), 2-47 2:59	0 - 7
	06:34	BA - Pleasant, T 3 yd run (Wilson, Toby kick), 4-55 1:03	0 - 14
2nd	11:09	MBA - McFadden, J. 9 yd pass from Allen, Ty (Massad, Alex kick), 15-79 7:25	7 - 14
	07:02	BA - Johnson, Camron 16 yd pass from Schoenwald, G. (Wilson, Toby kick), 10-69 4:07	7 - 21
	03:24	BA - Johnson, Camron 19 yd pass from Schoenwald, G. (Wilson, Toby kick), 8-55 2:38	7 - 28
3rd	05:32	MBA - McFadden, J. 11 yd pass from Allen, Ty (Massad, Alex kick), 8-72 3:57	14 - 28

2016 Division II Class AA State Football Playoffs

November 4 - December 3, 2016

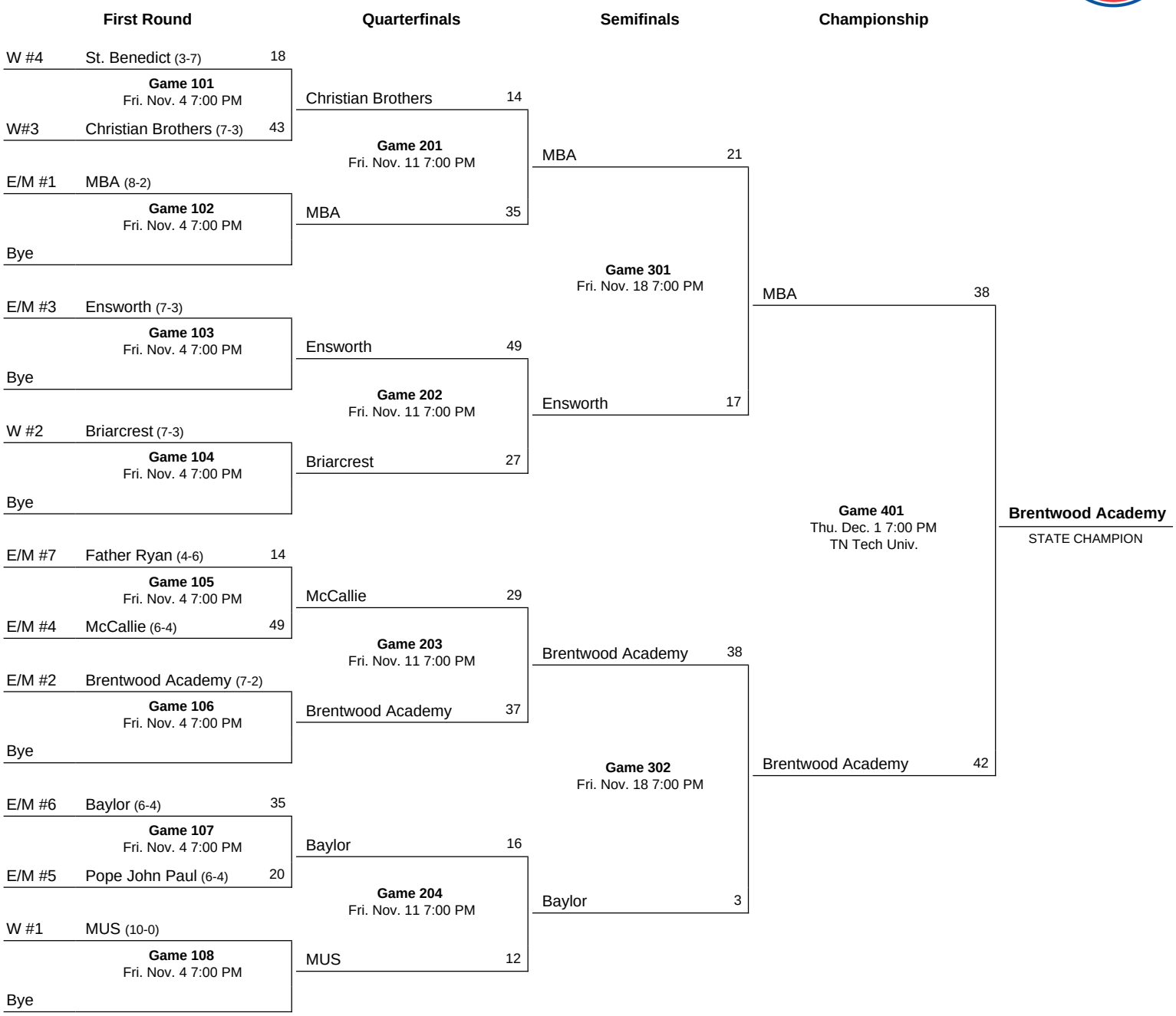

Notes:
All times are local time. The bottom of the bracket will host the First Round and Quarterfinal Round. The higher seeded team will host the Semifinal Round. If two schools are the same seed, in even numbered years the bottom team in each bracket shall be host the team.

MBA VS. BRENTWOOD ACADEMY

DIVISION II AA PLAYOFFS

12/1/2016
Tucker Stadium - Cookeville, Tenn.

FINAL STATS

Brentwood Academy *(10-2)*	**42**
MBA *(10-3)*	**38**

MBA (10-3) vs. Brentwood Academy (10-2)
Date: 12/1/2016 • Site: Cookeville, Tenn. • Stadium: Tucker Stadium
Attendance: 0 • Start Time: 7:07 • Duration: 2:43

Scoring Summary(Final)
MBA vs. Brentwood Academy
(12/1/2016 at Cookeville, Tenn.)

MBA (10-3) vs. Brentwood Academy (10-2)
Date: 12/1/2016 • Site: Cookeville, Tenn. • Stadium: Tucker Stadium
Attendance: 0

Score by Quarters	1	2	3	4	Total
MBA	7	10	14	7	**38**
Brentwood Academy	0	20	14	8	**42**

Qtr	Time	Scoring Play	V-H
1st	08:57	MBA - Allen 1 yd TD RUSH (KICK by Cheevers), 6-65 3:03	7-0
2nd	10:05	MBA - Cheevers 24 yd FG 8-85 3:19	10-0
2nd	05:32	BRENT - Pleasant 4 yd TD RUSH (KICK by T. Wilson), 12-80 4:33	10-7
2nd	03:47	BRENT - Segree 49 yd TD PASS from Oatsvall 1-49 0:10	10-13
2nd	00:59	MBA - Evans 19 yd TD PASS from Allen (KICK by Cheevers), 1-19 0:09	17-13
2nd	00:02	BRENT - Segree 6 yd TD PASS from Oatsvall (KICK by T. Wilson), 7-75 0:57	17-20
3rd	07:30	BRENT - Pleasant 2 yd TD RUSH (KICK by T. Wilson), 11-80 4:30	17-27
3rd	05:17	MBA - Chandler 55 yd TD RUSH (KICK by Cheevers), 4-64 2:13	24-27
3rd	03:55	BRENT - Ca. Johnson 67 yd TD PASS from Oatsvall (KICK by T. Wilson), 5-80 1:22	24-34
3rd	00:08	MBA - Chandler 2 yd TD RUSH (KICK by Cheevers), 8-59 3:47	31-34
4th	02:05	MBA - Chandler 4 yd TD RUSH (KICK by Cheevers), 7-47 2:22	38-34
4th	00:25	BRENT - Oatsvall 6 yd TD RUSH (RUSH by McDonald), 5-80 1:40	38-42

Kickoff time: 7:07 • End of Game: 9:50 • Total elapsed time: 2:43
Officials: Referee: Todd Dunnaway; Umpire: Kelly Williams; Linesman: Chris Coppedge;
Line judge: Scott Carver; Back judge: James Stacy; Field judge: Timothy Cooper;
Side judge: Robert Shearin; Scorer: ;
Temperature: 37 • Wind: E 1 mph • Weather: Clear

Team Statistics(Final)
MBA vs. Brentwood Academy
(12/1/2016 at Cookeville, Tenn.)

	MBA	BRENT
FIRST DOWNS	16	30
Rushing	10	14
Passing	6	14
Penalty	0	2
NET YARDS RUSHING	224	277
Rushing Attempts	37	41
Average Per Rush	6.1	6.8
Rushing Touchdowns	4	3
Yards Gained Rushing	240	278
Yards Lost Rushing	16	1
NET YARDS PASSING	136	356
Completions-Attempts-Int	8-16-2	23-31-1
Average Per Attempt	8.5	11.5
Average Per Completion	17	15.5
Passing Touchdowns	1	3
TOTAL OFFENSIVE YARDS	360	633
Total offensive plays	53	72
Average Gain Per Play	6.8	8.8
Fumbles: Number-Lost	0-0	2-2
Penalties: Number-Yards	7-52	6-46
PUNTS-YARDS	3-97	1-0
Average Yards Per Punt	32.3	0.0
Net Yards Per Punt	32.3	-15.0
Inside 20	0	0
50+ Yards	0	0
Touchbacks	0	0
Fair catch	3	0
KICKOFFS-YARDS	7-417	6-195
Average Yards Per Kickoff	59.6	32.5
Net Yards Per Kickoff	51.9	26.2
Touchbacks	5	0
Punt returns: Number-Yards-TD	1-15-0	0-0-0
Average Per Return	15	0
Kickoff returns: Number-Yards-TD	5-54-0	2-38-0
Average Per Return	10.8	19
Interceptions: Number-Yards-TD	1-0-0	2-2-0
Fumble Returns: Number-Yards	2-18	-
Miscellaneous Yards	0	0
Possession Time	23:45	24:15
1st Quarter	07:29	04:31
2nd Quarter	04:56	07:04
3rd Quarter	06:00	06:00
4th Quarter	05:20	06:40
Third-Down Conversions	2 of 9	8 of 10
Fourth-Down Conversions	2 of 2	0 of 1
Red Zone Scores-Chances	5 of 5	4 of 5
Touchdowns	4	4
Field Goals	1 of 1	0 of 0
Sacks By: Number-Yards	0-0	1-10
PAT Kicks	5-5	4-5
Field Goals	1 of 1	of
Points off turnovers	10	0

Individual Statistics(Final)
MBA vs. Brentwood Academy
(12/1/2016 at Cookeville, Tenn.)

MBA

Rushing	No.	Gain	Loss	Net	TD	Lg	Avg
Chandler	31	223	5	218	3	55	7
Allen	4	14	10	4	1	13	1
Mcguire	2	3	1	2	0	3	1
Totals	37	240	16	224	4	55	6.1

Passing	C-A-I	Yds	TD	Long	Sack
Allen	8-15-2	136	1	59	1
Chandler	0-1-0	0	0	0	0
Totals	8-16-2	136	1	59	1

Receiving	No.	Yards	TD	Long	Tgt
M. Owen	4	95	0	59	6
Evans	2	24	1	19	3
Powell	1	12	0	12	2
Battle	1	5	0	5	2
Totals	8	136	1	59	14

Punting	No.	Yds	Avg	Long	In20	TB
Cheevers	3	97	32.3	41	0	0
Totals	3	97	32.3	41	0	0

	Punt			Kickoff			Intercept		
Returns	No	Yds	Lg	No	Yds	Lg	No	Yds	Lg
Battle	0	0	0	1	17	17	0	0	0
McFadden	0	0	0	1	6	6	0	0	0
G. Pollock	1	15	0	0	0	0	0	0	0
Munoz	0	0	0	2	21	11	0	0	0
F. Pollock	0	0	0	0	0	0	1	0	0
Mcguire	0	0	0	1	10	10	0	0	0
Totals	1	15	0	5	54	17	1	0	0

Field goals	Qtr	Time	Dist	Result
Cheevers	2nd	10:05	24 yards	good

Kickoffs	No.	Yards	Avg	TB	OB
Cheevers	7	417 yards	59.6	5	0

All-purpose	Run	Rcv	KR	PR	IR	Total
Chandler	218	0	0	0	0	218
M. Owen	0	95	0	0	0	95
Evans	0	24	0	0	0	24
Battle	0	5	17	0	0	22

Brentwood Academy

Rushing	No.	Gain	Loss	Net	TD	Lg	Avg
Oatsvall	11	142	0	142	1	37	12.9
Pleasant	20	100	0	100	2	13	5
Harris	9	36	0	36	0	7	4
TEAM	1	0	1	-1	0	0	-1
Totals	41	278	1	277	3	37	6.8

Passing	C-A-I	Yds	TD	Long	Sack
Oatsvall	23-30-1	356	3	67	0
TEAM	0-1-0	0	0	0	0
Totals	23-31-1	356	3	67	0

Receiving	No.	Yards	TD	Long	Tgt
Ca. Johnson	6	156	1	67	7
Segree	5	76	2	49	6
Schoenwald	5	61	0	18	5
D. Taylor	4	39	0	17	5
Archie	2	17	0	16	5
McDonald	1	7	0	7	1
Totals	23	356	3	67	29

Punting	No.	Yds	Avg	Long	In20	TB
TEAM	1	0	0.0	0	0	0
Totals	1	0	0.0	0	0	0

	Punt			Kickoff			Intercept		
Returns	No	Yds	Lg	No	Yds	Lg	No	Yds	Lg
Pittman	0	0	0	0	0	0	1	0	0
Hodge	0	0	0	2	38	23	0	0	0
Sirmon	0	0	0	0	0	0	1	2	2
Totals	0	0	0	2	38	23	2	2	2

Field goals	Qtr	Time	Dist	Result

Kickoffs	No.	Yards	Avg	TB	OB
T. Wilson	6	195 yards	32.5	0	1

All-purpose	Run	Rcv	KR	PR	IR	Total
Ca. Johnson	0	156	0	0	0	156
Oatsvall	142	0	0	0	0	142
Pleasant	100	0	0	0	0	100
Segree	0	76	0	0	0	76

FUMBLES: MBA- . Brentwood Academy- Pleasant 1-1 Schoenwald 1-1 .

Defensive Statistics(Final)
MBA vs. Brentwood Academy
(12/1/2016 at Cookeville, Tenn.)

#	MBA	Solo	Ast	Total	Sacks-Yds	TFL-Yds	FF	FR-Yds	Int-Yds	BrUp	Blks	QBH
29	German	5	5	10	-	-	-	2-18	-	1	-	-
3	Starr	6	2	8	-	-	-	-	-	-	-	-
39	Kosson	4	4	8	-	-	-	-	-	-	-	-
10	Mulloy	3	3	6	-	-	-	-	-	-	-	-
24	F. Pollock	4	2	6	-	-	-	-	1-0	-	-	-
55	Streaty	3	3	6	-	-	1	-	-	-	-	-
8	Wade	3	2	5	-	-	-	-	-	1	-	-
21	Cashwell	3	1	4	-	-	-	-	-	-	-	-
4	Lassing	3	0	3	-	-	-	-	-	-	-	-
9	Graves	3	0	3	-	-	-	-	-	-	-	-
11	G. Pollock	2	1	3	-	-	1	-	-	-	-	-
34	Hannah	2	0	2	-	-	-	-	-	-	-	-
45	Benson	2	0	2	-	-	-	-	-	-	-	-
2	M. Owen	0	1	1	-	-	-	-	-	-	-	-
22	Crider	1	0	1	-	-	-	-	-	-	-	-
35	Sartain	1	0	1	-	-	-	-	-	-	-	-
99	Gauldin	1	0	1	-	-	-	-	-	-	-	-
	Totals	46	24	70	0-0	0.0-	2	2-18	1-0	2	0	0

#	Brentwood Academy	Solo	Ast	Total	Sacks-Yds	TFL-Yds	FF	FR-Yds	Int-Yds	BrUp	Blks	QBH
36	Beddoe	4	4	8	-	-	-	-	-	-	-	-
18	McDonald	3	3	6	-	1.5-3	-	-	-	-	-	-
27	Ca. Johnson	3	2	5	-	-	-	-	-	-	-	-
7	Cline	2	2	4	-	-	-	-	-	-	-	-
15	Garlington	3	1	4	-	-	-	-	-	-	-	-
44	Sirmon	4	0	4	1.0-10	1.0-10	-	-	1-2	-	-	-
56	Waldrop	1	3	4	-	1.5-2	-	-	-	-	-	1
11	Victory	2	1	3	-	-	-	-	-	-	-	-
55	Gore	2	1	3	-	1.0-1	-	-	-	-	-	-
6	Ozburn	2	0	2	-	-	-	-	-	-	-	-
21	Annoor	2	0	2	-	-	-	-	-	-	-	-
28	D. Taylor	2	0	2	-	-	-	-	-	-	-	1
2	Pittman	0	1	1	-	-	-	-	1-0	-	-	-
10	Schoenwald	1	0	1	-	-	-	-	-	-	-	-
20	Hughes	1	0	1	-	-	-	-	-	-	-	-
24	Curtis	1	0	1	-	-	-	-	-	-	-	-
58	Spell	1	0	1	-	-	-	-	-	-	-	-
59	Higgs	1	0	1	-	-	-	-	-	-	-	1
64	McCoy	1	0	1	-	-	-	-	-	-	-	-
	Totals	36	18	54	1-10	5.0-16	0	0-0	2-2	0	0	3

Participation Report(Final)
MBA vs. Brentwood Academy
(12/1/2016 at Cookeville, Tenn.)

MBA

Pos	##	OFFENSE

Pos	##	DEFENSE

Brentwood Academy

Pos	##	OFFENSE

Pos	##	DEFENSE

MBA: 2-M. Owen; 3-Starr; 4-Lassing; 5-Battle; 6-McFadden; 8-Wade; 9-Graves; 10-Mulloy; 11-G. Pollock; 15-Allen; 21-Cashwell; 22-Crider; 23-Munoz; 24-F. Pollock; 28-Mcguire; 29-German; 34-Hannah; 35-Sartain; 39-Kosson; 41-Powell; 42-Cheevers; 44-Chandler; 45-Benson; 55-Streaty; 80-Evans; 99-Gauldin;

Brentwood Academy: 2-Pittman; 3-Hodge; 4-Oatsvall; 5-Pleasant; 6-Ozburn; 7-Cline; 9-Segree; 10-Schoenwald; 11-Victory; 15-Garlington; 17-Archie; 18-McDonald; 20-Hughes; 21-Annoor; 24-Curtis; 27-Ca. Johnson; 28-D. Taylor; 34-Harris; 36-Beddoe; 39-T. Wilson; 44-Sirmon; 55-Gore; 56-Waldrop; 58-Spell; 59-Higgs; 64-McCoy;

Drive Chart (By Team)(Final)
MBA vs. Brentwood Academy
(12/1/2016 at Cookeville, Tenn.)

		Drive Started			Drive Ended			Consumed	
Team	**Qtr**	**Spot**	**Time**	**Obtained**	**Spot**	**Time**	**How lost**	**Pl-Yds**	**TOP**
MBA	1st	MBA35	12:00	KO	BRENT00	08:57	***TD**	6 - 65	3:03
MBA	1st	MBA26	06:50	DOWNS	MBA30	03:48	PUNT	5 - 4	3:02
MBA	1st	MBA08	01:24	FUMB	BRENT07	10:05	***FG**	8 - 85	3:19
MBA	2nd	MBA32	05:32	KO	MBA25	03:57	PUNT	3 - -7	1:35
MBA	2nd	MBA34	03:47	KO	MBA37	02:32	PUNT	3 - 3	1:15
MBA	2nd	BRENT19	01:08	PUNT	BRENT00	00:59	***TD**	1 - 19	0:09
MBA	2nd	MBA41	00:02	KO	MBA41	00:00	HALF	0 - 0	0:02
MBA	3rd	MBA36	07:30	KO	BRENT00	05:17	***TD**	4 - 64	2:13
MBA	3rd	MBA41	03:55	KO	BRENT00	00:08	***TD**	8 - 59	3:47
MBA	4th	MBA34	10:36	INT	BRENT37	07:52	INT	8 - 29	2:44
MBA	4th	BRENT47	04:27	FUMB	BRENT00	02:05	***TD**	7 - 47	2:22
MBA	4th	BRENT48	00:25	KO	BRENT48	00:11	INT	1 - 0	0:14

MBA	**1st Qtr**	**2nd Qtr**	**3rd Qtr**	**4th Qtr**	**1st Half**	**2nd Half**	**Total**
Time of possession	07:29	04:56	06:00	05:20	12:25	11:20	23:45
3rd down conversions	0-2	0-3	0-1	2-3	0-5	2-4	2-9
4th down conversions	1-1	0-0	1-1	0-0	1-1	1-1	2-2

		Drive Started			Drive Ended			Consumed	
Team	**Qtr**	**Spot**	**Time**	**Obtained**	**Spot**	**Time**	**How lost**	**Pl-Yds**	**TOP**
BRENT	1st	BRENT16	08:57	KO	MBA26	06:50	DOWNS	7 - 58	2:07
BRENT	1st	BRENT38	03:48	PUNT	MBA08	01:24	FUMB	8 - 54	2:24
BRENT	2nd	BRENT20	10:05	KO	MBA00	05:32	***TD**	12 - 80	4:33
BRENT	2nd	MBA49	03:57	PUNT	MBA00	03:47	***TD**	1 - 49	0:10
BRENT	2nd	BRENT22	02:32	PUNT	BRENT34	01:08	PUNT	4 - 12	1:24
BRENT	2nd	BRENT25	00:59	KO	MBA00	00:02	***TD**	7 - 75	0:57
BRENT	3rd	BRENT20	12:00	KO	MBA00	07:30	***TD**	11 - 80	4:30
BRENT	3rd	BRENT20	05:17	KO	MBA00	03:55	***TD**	5 - 80	1:22
BRENT	3rd	BRENT20	00:08	KO	BRENT42	10:36	INT	4 - 22	1:32
BRENT	4th	BRENT19	07:52	INT	BRENT47	04:27	FUMB	7 - 28	3:25
BRENT	4th	BRENT20	02:05	KO	MBA00	00:25	***TD**	5 - 80	1:40
BRENT	4th	BRENT37	00:11	INT	BRENT36	00:00	HALF	1 - -1	0:11

Brentwood Academy	**1st Qtr**	**2nd Qtr**	**3rd Qtr**	**4th Qtr**	**1st Half**	**2nd Half**	**Total**
Time of possession	04:31	07:04	06:00	06:40	11:35	12:40	24:15
3rd down conversions	1-2	2-3	4-4	1-1	3-5	5-5	8-10
4th down conversions	0-1	0-0	0-0	0-0	0-1	0-0	0-1

Drive Chart (By Quarter)(Final)
MBA vs. Brentwood Academy
(12/1/2016 at Cookeville, Tenn.)

		Drive Started			Drive Ended			Consumed	
Team	**Qtr**	**Spot**	**Time**	**Obtained**	**Spot**	**Time**	**How lost**	**Pl-Yds**	**TOP**
MBA	1st	MBA35	12:00	KO	BRENT00	08:57	***TD**	6 - 65	3:03
BRENT	1st	BRENT16	08:57	KO	MBA26	06:50	DOWNS	7 - 58	2:07
MBA	1st	MBA26	06:50	DOWNS	MBA30	03:48	PUNT	5 - 4	3:02
BRENT	1st	BRENT38	03:48	PUNT	MBA08	01:24	FUMB	8 - 54	2:24
MBA	1st	MBA08	01:24	FUMB	BRENT07	10:05	***FG**	8 - 85	3:19
BRENT	2nd	BRENT20	10:05	KO	MBA00	05:32	***TD**	12 - 80	4:33
MBA	2nd	MBA32	05:32	KO	MBA25	03:57	PUNT	3 - -7	1:35
BRENT	2nd	MBA49	03:57	PUNT	MBA00	03:47	***TD**	1 - 49	0:10
MBA	2nd	MBA34	03:47	KO	MBA37	02:32	PUNT	3 - 3	1:15
BRENT	2nd	BRENT22	02:32	PUNT	BRENT34	01:08	PUNT	4 - 12	1:24
MBA	2nd	BRENT19	01:08	PUNT	BRENT00	00:59	***TD**	1 - 19	0:09
BRENT	2nd	BRENT25	00:59	KO	MBA00	00:02	***TD**	7 - 75	0:57
MBA	2nd	MBA41	00:02	KO	MBA41	00:00	HALF	0 - 0	0:02
BRENT	3rd	BRENT20	12:00	KO	MBA00	07:30	***TD**	11 - 80	4:30
MBA	3rd	MBA36	07:30	KO	BRENT00	05:17	***TD**	4 - 64	2:13
BRENT	3rd	BRENT20	05:17	KO	MBA00	03:55	***TD**	5 - 80	1:22
MBA	3rd	MBA41	03:55	KO	BRENT00	00:08	***TD**	8 - 59	3:47
BRENT	3rd	BRENT20	00:08	KO	BRENT42	10:36	INT	4 - 22	1:32
MBA	4th	MBA34	10:36	INT	BRENT37	07:52	INT	8 - 29	2:44
BRENT	4th	BRENT19	07:52	INT	BRENT47	04:27	FUMB	7 - 28	3:25
MBA	4th	BRENT47	04:27	FUMB	BRENT00	02:05	***TD**	7 - 47	2:22
BRENT	4th	BRENT20	02:05	KO	MBA00	00:25	***TD**	5 - 80	1:40
MBA	4th	BRENT48	00:25	KO	BRENT48	00:11	INT	1 - 0	0:14
BRENT	4th	BRENT37	00:11	INT	BRENT36	00:00	HALF	1 - -1	0:11

Play-by-Play Summary (1st quarter)
MBA vs. Brentwood Academy (12/1/2016 at Cookeville, Tenn.)

BA Captains 18, 36, 65, 4
MBA captains 3, 2, 44, 5
MBA wins toss and elects to receive
BRENT ball on BRENT40.

		T. Wilson kickoff 40 yards to the MBA20, out-of-bounds, MBA ball on MBA35.	
1-10	MBA35	Chandler rush for 3 yards to the MBA38 (Sirmon).	
2-7	MBA38	Allen pass complete to M. Owen for 59 yards to the BRENT3, 1ST DOWN MBA (D. Taylor).	P
1-0	BRENT03	Chandler rush for 2 yards to the BRENT1 (Beddoe;Gore).	
2-0	BRENT01	Chandler rush for loss of 1 yard to the BRENT2 (McDonald;Waldrop).	
3-0	BRENT02	Chandler rush for 1 yard to the BRENT1 (Victory;Ca. Johnson).	
4-0	BRENT01	Allen rush for 1 yard to the BRENT0, TOUCHDOWN, clock 08:57.	
1-0	BRENT03	Cheevers kick attempt good.	

MBA 7, Brentwood Academy 0

6 plays, 65 yards, 3:03

Cheevers kickoff 59 yards to the BRENT1, Hodge return 15 yards to the BRENT16 (Gauldin).

BRENTWOOD ACADEMY drive start at 08:57.

1-10	BRENT16	Pleasant rush for 13 yards to the BRENT29, out-of-bounds (German), PENALTY BRENT holding 10 yards to the BRENT19.	
1st and 7.			
1-7	BRENT19	Oatsvall pass complete to D. Taylor for 11 yards to the BRENT30, 1ST DOWN BRENT (German).	P
1-10	BRENT30	Oatsvall rush for 32 yards to the MBA38, 1ST DOWN BRENT, out-of-bounds (Mulloy), PENALTY MBA personal foul 15 yards to the MBA23, 1ST DOWN BRENT.	R
1st and 10.			
1-10	MBA23	PENALTY BRENT false start 5 yards to the MBA28.	
1-15	MBA28	Oatsvall pass incomplete to Archie, PENALTY BRENT holding 16 yards to the MBA44, NO PLAY.	
1-31	MBA44	Oatsvall pass complete to McDonald for 7 yards to the MBA37 (Starr).	
2-24	MBA37	PENALTY BRENT delay of game 5 yards to the MBA42.	
2-29	MBA42	Oatsvall pass incomplete to Archie.	
3-29	MBA42	Oatsvall pass complete to Archie for 16 yards to the MBA26 (F. Pollock).	
4-13	MBA26	Oatsvall pass incomplete to Segree.	

7 plays, 58 yards, 2:07

MBA drive start at 06:50.

1-10	MBA26	Allen pass complete to Battle for 5 yards to the MBA31, out-of-bounds (Beddoe).	
2-5	MBA31	Chandler rush for 6 yards to the MBA37, 1ST DOWN MBA (Ca. Johnson).	R
1-10	MBA37	Allen sacked for loss of 10 yards to the MBA27 (Sirmon).	
2-20	MBA27	Chandler rush for 3 yards to the MBA30 (Spell).	
3-17	MBA30	Chandler rush for no gain to the MBA30 (Higgs).	
4-17	MBA30	Cheevers punt 32 yards to the BRENT38, fair catch by Beddoe.	

5 plays, 4 yards, 3:02

BRENTWOOD ACADEMY drive start at 03:48.

1-10	BRENT38	Oatsvall rush for 6 yards to the BRENT44 (Kosson;Mulloy).	
2-4	BRENT44	Oatsvall pass complete to Segree for 5 yards to the BRENT49, 1ST DOWN BRENT, out-of-bounds (Wade).	P
1-10	BRENT49	Oatsvall rush for 8 yards to the MBA43 (Graves).	
2-2	MBA43	Oatsvall pass complete to Archie for 1 yard to the MBA42, out-of-bounds (Mulloy).	
3-1	MBA42	Pleasant rush for 11 yards to the MBA31, 1ST DOWN BRENT (Lassing).	R
1-10	MBA31	Pleasant rush for 6 yards to the MBA25 (G. Pollock).	
2-4	MBA25	Pleasant rush for 5 yards to the MBA20, 1ST DOWN BRENT (Hannah).	R
1-10	MBA20	Oatsvall pass complete to Schoenwald for 8 yards to the MBA12, fumble forced by G. Pollock, fumble by Schoenwald recovered by MBA German at MBA8, German for 18 yards to the MBA26 (Ca. Johnson).	

8 plays, 54 yards, 2:24

MBA drive start at 01:24.

1-10	MBA26	Chandler rush for 45 yards to the BRENT29, 1ST DOWN MBA (Garlington;Beddoe).	R
1-10	BRENT29	Allen pass complete to Powell for 12 yards to the BRENT17, 1ST DOWN MBA (Beddoe).	P
1-10	BRENT17	Chandler rush for 6 yards to the BRENT11 (McCoy).	

END OF 1st QUARTER: MBA 7, Brentwood Academy 0

		Time	1st Downs				Conversions				
Quarter Summary	**Score**	**Poss**	**R**	**P**	**X**	**T**	**3rd**	**4th**	**Rushing**	**Passing**	**Penalties**
MBA	7	07:29	2	2	0	4	0-2	1-1	11-56	3-3-0-76	1-15
Brentwood Academy	0	04:31	3	2	1	6	1-2	0-1	7-81	6-8-0-52	4-36

Quickie Statistics (1st Quarter only)
MBA vs. Brentwood Academy (12/1/2016 at Cookeville, Tenn.)

	MBA	BRENT
Score	7	0
FIRST DOWNS	4	6
RUSHES-YARDS (NET)	11-56	7-81
PASSING-YARDS (NET)	76	52
Passes Att-Comp-Int	3-3-0	8-6-0
TOTAL OFFENSE PLAYS-YARDS	14-132	15-133
Fumble Returns-Yards	1-18	0-0
Punt Returns-Yards	0-0	0-0
Kickoff Returns-Yards	0-0	1-15
Interception Returns-Yards	0-0	0-0
Punts (Number-Avg)	1-32.0	-
Fumbles-Lost	0-0	1-1
Penalties-Yards	1-15	4-36
Possession Time	07:29	04:31
Third-Down Conversions	0-2	1-2
Fourth-Down Conversions	1-1	0-1

MBA

Rushing	No.	Gain	Loss	Net	TD	Avg	Lg
Chandler	9	66	-1	65	0	7.2	45
Allen	1	1	0	1	1	1	1

Passing	C-A-I	Yds	TD	Lg	Sack
Allen	3-3-0	66	0	59	1

Receiving	No.	Yards	TD	Tgt	Lg
M. Owen	1	59	0	1	59
Battle	1	5	0	1	5
Powell	1	12	0	1	12

Punting	No.	Yds	Avg	Lng	In20	TB
Cheevers	1	32	32.0	32	0	0

Punt Returns	No.	Yards	TD	Lg

Kick Returns	No.	Yards	TD	Lg

Tackles	UA-A	Total	Sacks	TFL
German	2-0	2.0	0.0	0.0
Starr	1-0	1.0	0.0	0.0
Kosson	0-1	0.5	0.0	0.0
Mulloy	2-1	2.5	0.0	0.0

Brentwood Academy

Rushing	No.	Gain	Loss	Net	TD	Avg	Lg
Oatsvall	3	46	0	46	0	15.3	32
Pleasant	4	35	0	35	0	8.8	13

Passing	C-A-I	Yds	TD	Lg	Sack
Oatsvall	6-8-0	48	0	16	0

Receiving	No.	Yards	TD	Tgt	Lg
Segree	1	5	0	2	5
Schoenwald	1	8	0	1	8
D. Taylor	1	11	0	1	11

Punting	No.	Yds	Avg	Lng	In20	TB

Punt Returns	No.	Yards	TD	Lg

Kick Returns	No.	Yards	TD	Lg
Hodge	1	15	0	15

Tackles	UA-A	Total	Sacks	TFL
Beddoe	2-2	3.0	0.0	0.0
McDonald	0-1	0.5	0.0	1.0
Ca. Johnson	2-1	2.5	0.0	0.0

Qtr	Time	Scoring Play	V-H
1st	08:57	MBA - Allen 1 yd TD RUSH (KICK by Cheevers), 6-65 3:03	7-0

Play-by-Play Summary (2nd quarter)
MBA vs. Brentwood Academy (12/1/2016 at Cookeville, Tenn.)

2-4	BRENT11	Start of 2nd quarter, clock 12:00.	
2-4	BRENT11	Chandler rush for 4 yards to the BRENT7, 1ST DOWN MBA (Cline;Ca. Johnson).	R
1-0	BRENT07	Chandler rush for 2 yards to the BRENT5 (Cline).	
2-0	BRENT05	Chandler rush for loss of 2 yards to the BRENT7 (McDonald).	
3-0	BRENT07	Allen pass incomplete to M. Owen.	
4-0	BRENT07	Cheevers field goal attempt from 24 GOOD, clock 10:05.	

MBA 10, Brentwood Academy 0

8 plays, 67 yards, 3:19

Cheevers kickoff 60 yards to the BRENT0, touchback.

BRENTWOOD ACADEMY drive start at 10:05.

1-10	BRENT20	Harris rush for 1 yard to the BRENT21 (Graves).	
2-9	BRENT21	Harris rush for 7 yards to the BRENT28 (Lassing).	
3-2	BRENT28	Harris rush for 2 yards to the BRENT30, 1ST DOWN BRENT (Benson).	R
1-10	BRENT30	Oatsvall rush for 2 yards to the BRENT32 (Sartain).	
2-8	BRENT32	Oatsvall pass complete to D. Taylor for 9 yards to the BRENT41, 1ST DOWN BRENT (F. Pollock).	P
1-10	BRENT41	Harris rush for 6 yards to the BRENT47 (Starr).	
2-4	BRENT47	Oatsvall pass complete to Schoenwald for 6 yards to the MBA47, 1ST DOWN BRENT (Lassing).	P
1-10	MBA47	Oatsvall pass complete to Schoenwald for 18 yards to the MBA29, 1ST DOWN BRENT (Mulloy;German).	P
1-10	MBA29	Harris rush for 2 yards to the MBA27 (Starr;Kosson).	
2-8	MBA27	Oatsvall rush for 6 yards to the MBA21 (Starr).	
3-2	MBA21	Oatsvall pass complete to Ca. Johnson for 17 yards to the MBA4, 1ST DOWN BRENT, out-of-bounds (German).	P
1-0	MBA04	Pleasant rush for 4 yards to the MBA0, TOUCHDOWN, clock 05:32.	
1-0	MBA03	T. Wilson kick attempt good.	

MBA 10, Brentwood Academy 7

1-0	BRENT40	PENALTY MBA personal foul 15 yards to the MBA45.	

12 plays, 80 yards, 4:33

T. Wilson kickoff 13 yards to the MBA32, on-side kick, recovered by MBA Crider on MBA32.

MBA drive start at 05:32.

1-10	MBA32	Chandler pass incomplete to Evans.	
2-10	MBA32	Chandler rush for no gain to the MBA32 (McDonald).	
3-10	MBA32	PENALTY MBA false start (Garber) 5 yards to the MBA27.	
3-15	MBA27	Chandler rush for loss of 2 yards to the MBA25 (Waldrop).	
4-17	MBA25	Cheevers punt 24 yards to the MBA49, fair catch by Beddoe.	

3 plays, -7 yards, 1:35

BRENTWOOD ACADEMY drive start at 03:57.

1-10	MBA49	Oatsvall pass complete to Segree for 49 yards to the MBA0, 1ST DOWN BRENT, TOUCHDOWN, clock 03:47.	P
1-0	MBA03	T. Wilson kick attempt failed.	

MBA 10, Brentwood Academy 13

1 plays, 49 yards, 0:10

T. Wilson kickoff 32 yards to the MBA28, McFadden return 6 yards to the MBA34 (Ozburn).

MBA drive start at 03:47.

1-10	MBA34	Chandler rush for 8 yards to the MBA42 (Sirmon).	
2-2	MBA42	PENALTY MBA false start (Lampley) 5 yards to the MBA37.	
2-7	MBA37	Allen pass incomplete to Wade, QB hurry by D. Taylor.	
3-7	MBA37	Allen pass incomplete to M. Owen, QB hurry by Waldrop.	
4-7	MBA37	Cheevers punt 41 yards to the BRENT22, fair catch by Beddoe.	

3 plays, 3 yards, 1:15

BRENTWOOD ACADEMY drive start at 02:32.

1-10	BRENT22	Pleasant rush for 10 yards to the BRENT32, 1ST DOWN BRENT (Wade;German).	R
1-10	BRENT32	Pleasant rush for no gain to the BRENT32 (Streaty;Cashwell).	
2-10	BRENT32	Oatsvall pass incomplete to Ca. Johnson (German).	
3-10	BRENT32	Oatsvall pass complete to D. Taylor for 2 yards to the BRENT34 (Cashwell).	
4-8	BRENT34	Timeout MBA, clock 01:15.	
4-8	BRENT34	TEAM punt BLOCKED, recovered by MBA Hannah at BRENT19 (blocked by G. Pollock).	

4 plays, 12 yards, 1:24

MBA drive start at 01:08.

1-10	BRENT19	Allen pass complete to Evans for 19 yards to the BRENT0, 1ST DOWN MBA, TOUCHDOWN, clock 00:59.	P
1-0	BRENT03	Cheevers kick attempt good.	

MBA 17, Brentwood Academy 13

1 plays, 19 yards, 0:09

Cheevers kickoff 58 yards to the BRENT2, Hodge return 23 yards to the BRENT25 (Crider).

BRENTWOOD ACADEMY drive start at 00:59.

1-10	BRENT25	Oatsvall pass incomplete to D. Taylor.	
2-10	BRENT25	Oatsvall rush for 37 yards to the MBA38, 1ST DOWN BRENT (F. Pollock;Kosson).	R
1-10	MBA38	Timeout Brentwood Academy, clock 00:35.	
1-10	MBA38	Oatsvall pass incomplete to Archie.	
2-10	MBA38	Timeout MBA, clock 00:30.	
2-10	MBA38	Oatsvall rush for 15 yards to the MBA23, 1ST DOWN BRENT (Wade).	R
1-10	MBA23	Timeout Brentwood Academy, clock 00:17.	
1-10	MBA23	Oatsvall pass complete to Schoenwald for 17 yards to the MBA6, 1ST DOWN BRENT (M. Owen;German).	P
1-0	MBA06	TEAM pass incomplete.	
2-0	MBA06	Oatsvall pass complete to Segree for 6 yards to the MBA0, TOUCHDOWN, clock 00:02.	
1-0	MBA03	T. Wilson kick attempt good.	

MBA 17, Brentwood Academy 20

7 plays, 75 yards, 0:57

T. Wilson kickoff 29 yards to the MBA31, Mcguire return 10 yards to the MBA41 (Victory).

MBA drive start at 00:02.

1-10	MBA41	End of half, clock 00:00.

0 plays, 0 yards, 0:02

END OF 2nd QUARTER: MBA 17, Brentwood Academy 20

		Time	1st Downs				Conversions				
Quarter Summary	**Score**	**Poss**	**R**	**P**	**X**	**T**	**3rd**	**4th**	**Rushing**	**Passing**	**Penalties**
MBA	10	04:56	1	1	0	2	0-3	0-0	6-10	1-5-0-19	3-25
Brentwood Academy	20	07:04	4	6	0	10	2-3	0-0	12-92	8-12-0-124	0-0

Quickie Statistics (Halftime Cumulative)
MBA vs. Brentwood Academy (12/1/2016 at Cookeville, Tenn.)

	MBA	BRENT
Score	17	20
FIRST DOWNS	6	16
RUSHES-YARDS (NET)	17-66	19-173
PASSING-YARDS (NET)	95	176
Passes Att-Comp-Int	8-4-0	20-14-0
TOTAL OFFENSE PLAYS-YARDS	25-161	39-349
Fumble Returns-Yards	1-18	0-0
Punt Returns-Yards	1-15	0-0
Kickoff Returns-Yards	2-16	2-38
Interception Returns-Yards	0-0	0-0
Punts (Number-Avg)	3-64.5	1-0
Fumbles-Lost	0-0	2-2
Penalties-Yards	4-40	4-36
Possession Time	12:25	11:35
Third-Down Conversions	0-5	3-5
Fourth-Down Conversions	1-1	0-1

MBA

Rushing	No.	Gain	Loss	Net	TD	Lg	Avg
Chandler	15	80	-5	75	0	45	5
Allen	1	1	0	1	0	1	1

Passing	C-A-I	Yds	TD	Lg	Sack
Allen	4-7-0	85	0	59	1
Chandler	0-1-0	0	0		0

Receiving	No.	Yds	TD	Tgt	Lg
M. Owen	1	59	0	3	59
Evans	1	19	0	2	19
Battle	1	5	0	1	5
Powell	1	12	0	1	12

Punting	No.	Yds	Avg	Lg	In20	TB
Cheevers	3	97	32.3	41	0	0

Punt Returns	No.	Yards	TD	Lg

Kick Returns	No.	Yards	TD	Lg
Mcguire	1	10	0	10
McFadden	1	6	0	6

Tackles	UA-A	Total	Sacks	TFL
German	3-3	4.5	0.0	0.0
Starr	3-1	3.5	0.0	0.0
Kosson	0-3	1.5	0.0	0.0
Mulloy	2-2	3.0	0.0	0.0

Brentwood Academy

Rushing	No.	Gain	Loss	Net	TD	Lg	Avg
Oatsvall	7	106	0	106	0	37	15.1
Pleasant	7	49	0	49	0	13	7
Harris	5	18	0	18	0	7	3.6

Passing	C-A-I	Yds	TD	Lg	Sack
Oatsvall	14-19-0	172	0	49	0

Receiving	No.	Yds	TD	Tgt	Lg
Ca. Johnson	1	17	0	2	17
Segree	3	60	0	4	49
Schoenwald	4	49	0	4	18
D. Taylor	3	22	0	4	11

Punting	No.	Yds	Avg	Lg	In20	TB

Punt Returns	No.	Yards	TD	Lg

Kick Returns	No.	Yards	TD	Lg
Hodge	2	38	0	23

Tackles	UA-A	Total	Sacks	TFL
Beddoe	2-2	3.0	0.0	0.0
McDonald	2-1	2.5	0.0	2.0
Ca. Johnson	2-2	3.0	0.0	0.0
Cline	1-1	1.5	0.0	0.0

Qtr	Time	Scoring Play	V-H
1st	08:57	MBA - Allen 1 yd TD RUSH (KICK by Cheevers), 6-65 3:03	7-0
2nd	10:05	MBA - Cheevers 24 yd FG 8-85 3:19	10-0
2nd	05:32	BRENT - Pleasant 4 yd TD RUSH (KICK by T. Wilson), 12-80 4:33	10-7
2nd	03:47	BRENT - Segree 49 yd TD PASS from Oatsvall 1-49 0:10	10-13
2nd	00:59	MBA - Evans 19 yd TD PASS from Allen (KICK by Cheevers), 1-19 0:09	17-13
2nd	00:02	BRENT - Segree 6 yd TD PASS from Oatsvall (KICK by T. Wilson), 7-75 0:57	17-20

Quickie Statistics (2nd Quarter only)
MBA vs. Brentwood Academy (12/1/2016 at Cookeville, Tenn.)

	MBA	BRENT
Score	10	20
FIRST DOWNS	2	10
RUSHES-YARDS (NET)	6-10	12-92
PASSING-YARDS (NET)	19	124
Passes Att-Comp-Int	5-1-0	12-8-0
TOTAL OFFENSE PLAYS-YARDS	11-29	24-216
Fumble Returns-Yards	0-0	0-0
Punt Returns-Yards	1-15	0-0
Kickoff Returns-Yards	2-16	1-23
Interception Returns-Yards	0-0	0-0
Punts (Number-Avg)	2-32.5	1-0.0
Fumbles-Lost	0-0	0-0
Penalties-Yards	3-25	0-0
Possession Time	04:56	07:04
Third-Down Conversions	0-3	2-3
Fourth-Down Conversions	0-0	0-0

MBA

Rushing	No.	Gain	Loss	Net	TD	Avg	Lg
Chandler	6	14	-4	10	0	1.7	8

Passing	C-A-I	Yds	TD	Lg	Sack
Allen	1-4-0	19	1	19	0
Chandler	0-1-0	0	0		0

Receiving	No.	Yards	TD	Tgt	Lg
M. Owen	0	0	0	2	
Evans	1	19	1	2	19

Punting	No.	Yds	Avg	Lng	In20	TB
Cheevers	2	65	32.5	41	0	0

Punt Returns	No.	Yards	TD	Lg

Kick Returns	No.	Yards	TD	Lg
Mcguire	1	10	0	10
McFadden	1	6	0	6

Tackles	UA-A	Total	Sacks	TFL
German	1-3	2.5	0.0	0.0
Starr	2-1	2.5	0.0	0.0
Kosson	0-2	1.0	0.0	0.0
Mulloy	0-1	0.5	0.0	0.0

Brentwood Academy

Rushing	No.	Gain	Loss	Net	TD	Avg	Lg
Oatsvall	4	60	0	60	0	15	37
Pleasant	3	14	0	14	1	4.7	10
Harris	5	18	0	18	0	3.6	7

Passing	C-A-I	Yds	TD	Lg	Sack
Oatsvall	8-11-0	124	2	49	0

Receiving	No.	Yards	TD	Tgt	Lg
Ca. Johnson	1	17	0	2	17
Segree	2	55	2	2	49
Schoenwald	3	41	0	3	18
D. Taylor	2	11	0	3	9

Punting	No.	Yds	Avg	Lng	In20	TB

Punt Returns	No.	Yards	TD	Lg

Kick Returns	No.	Yards	TD	Lg
Hodge	1	23	0	23

Tackles	UA-A	Total	Sacks	TFL
McDonald	2-0	2.0	0.0	1.0
Ca. Johnson	0-1	0.5	0.0	0.0
Cline	1-1	1.5	0.0	0.0

Qtr	Time	Scoring Play	V-H
2nd	10:05	MBA - Cheevers 24 yd FG 8-85 3:19	10-0
2nd	05:32	BRENT - Pleasant 4 yd TD RUSH (KICK by T. Wilson), 12-80 4:33	10-7
2nd	03:47	BRENT - Segree 49 yd TD PASS from Oatsvall 1-49 0:10	10-13
2nd	00:59	MBA - Evans 19 yd TD PASS from Allen (KICK by Cheevers), 1-19 0:09	17-13
2nd	00:02	BRENT - Segree 6 yd TD PASS from Oatsvall (KICK by T. Wilson), 7-75 0:57	17-20

Play-by-Play Summary (3rd quarter)
MBA vs. Brentwood Academy (12/1/2016 at Cookeville, Tenn.)

1-10	MBA41	Start of 3rd quarter, clock 12:00.	
MBA ball on MBA40.			
		Cheevers kickoff 60 yards to the BRENT0, touchback.	
BRENTWOOD ACADEMY drive start at 12:00.			
1-10	BRENT20	Oatsvall pass complete to Ca. Johnson for 3 yards to the BRENT23 (F. Pollock;Streaty).	
2-7	BRENT23	Oatsvall pass complete to Ca. Johnson for 2 yards to the BRENT25 (Cashwell).	
3-5	BRENT25	Oatsvall pass complete to Ca. Johnson for 28 yards to the MBA47, 1ST DOWN BRENT (F. Pollock).	P
1-10	MBA47	Pleasant rush for 3 yards to the MBA44 (Kosson).	
2-7	MBA44	Pleasant rush for 5 yards to the MBA39 (Starr).	
3-2	MBA39	Oatsvall rush for 4 yards to the MBA35, 1ST DOWN BRENT (Graves).	R
1-10	MBA35	Pleasant rush for 9 yards to the MBA26 (Mulloy).	
2-1	MBA26	Pleasant rush for 5 yards to the MBA21, 1ST DOWN BRENT (Starr), PENALTY MBA personal foul 10 yards to the MBA11, 1ST DOWN BRENT.	R
1st and 10.			
1-10	MBA11	Pleasant rush for 1 yard to the MBA10 (Streaty;Kosson).	
2-9	MBA10	Oatsvall pass complete to Schoenwald for 8 yards to the MBA2 (Wade).	
3-1	MBA02	Pleasant rush for 2 yards to the MBA0, 1ST DOWN BRENT, TOUCHDOWN, clock 07:30.	R
1-0	MBA03	T. Wilson kick attempt good.	

MBA 17, Brentwood Academy 27

11 plays, 80 yards, 4:30

		T. Wilson kickoff 34 yards to the MBA26, Munoz return 10 yards to the MBA36 (Curtis).	
MBA drive start at 07:30.			
1-10	MBA36	Chandler rush for 4 yards to the MBA40 (Schoenwald).	
2-6	MBA40	Allen pass complete to Evans for 5 yards to the MBA45 (McDonald;Waldrop).	
3-1	MBA45	Allen rush for no gain to the MBA45 (McDonald;Beddoe).	
4-1	MBA45	Chandler rush for 55 yards to the BRENT0, 1ST DOWN MBA, TOUCHDOWN, clock 05:17.	R
1-0	BRENT03	Cheevers kick attempt good.	

MBA 24, Brentwood Academy 27

4 plays, 64 yards, 2:13

		Cheevers kickoff 60 yards to the BRENT0, touchback.	
BRENTWOOD ACADEMY drive start at 05:17.			
1-10	BRENT20	Harris rush for 5 yards to the BRENT25 (Streaty).	
2-5	BRENT25	Oatsvall pass complete to Segree for 5 yards to the BRENT30, 1ST DOWN BRENT.	P
1-10	BRENT30	Harris rush for 3 yards to the BRENT33 (Starr;Mulloy).	
2-7	BRENT33	Oatsvall pass incomplete to Archie (Wade).	
3-7	BRENT33	Oatsvall pass complete to Ca. Johnson for 67 yards to the MBA0, 1ST DOWN BRENT, TOUCHDOWN, clock 03:55.	P
1-0	MBA03	T. Wilson kick attempt good.	

MBA 24, Brentwood Academy 34

5 plays, 80 yards, 1:22

		T. Wilson kickoff 30 yards to the MBA30, Munoz return 11 yards to the MBA41 (Hughes).	
MBA drive start at 03:55.			
1-10	MBA41	Chandler rush for 1 yard to the MBA42 (Annoor).	
2-9	MBA42	Allen pass complete to M. Owen for 18 yards to the BRENT40, 1ST DOWN MBA, QB hurry by Higgs.	P
1-10	BRENT40	Chandler rush for 6 yards to the BRENT34 (Cline).	
2-4	BRENT34	Chandler rush for 6 yards to the BRENT28, 1ST DOWN MBA (Annoor).	R
1-10	BRENT28	Allen pass complete to M. Owen for 12 yards to the BRENT16, 1ST DOWN MBA (Garlington).	P
1-10	BRENT16	Timeout MBA, clock 01:13.	
1-10	BRENT16	Chandler rush for 1 yard to the BRENT15 (Ca. Johnson).	
2-9	BRENT15	Allen rush for 13 yards to the BRENT2, 1ST DOWN MBA (Beddoe).	R
1-0	BRENT02	Chandler rush for 2 yards to the BRENT0, TOUCHDOWN, clock 00:08.	
1-0	BRENT03	Cheevers kick attempt good.	

MBA 31, Brentwood Academy 34

8 plays, 59 yards, 3:47

		Cheevers kickoff 60 yards to the BRENT0, touchback.	
BRENTWOOD ACADEMY drive start at 00:08.			
1-10	BRENT20	Pleasant rush for 1 yard to the BRENT21 (Kosson).	

END OF 3rd QUARTER: MBA 31, Brentwood Academy 34

Time	1st Downs	Conversions

		Time	1st Downs				Conversions				
Quarter Summary	**Score**	**Poss**	**R**	**P**	**X**	**T**	**3rd**	**4th**	**Rushing**	**Passing**	**Penalties**
MBA	14	06:00	3	2	0	5	0-1	1-1	9-88	3-3-0-35	1-10
Quarter Summary	**Score**	**Poss**	**R**	**P**	**X**	**T**	**3rd**	**4th**	**Rushing**	**Passing**	**Penalties**
Brentwood Academy	14	06:00	5	5	1	7	1-4	0-0	18-50	6-7-0-128	0-0

Quickie Statistics (3rd Quarter Cumulative)
MBA vs. Brentwood Academy (12/1/2016 at Cookeville, Tenn.)

	MBA	BRENT
Score	31	34
FIRST DOWNS	11	23
RUSHES-YARDS (NET)	26-154	29-211
PASSING-YARDS (NET)	130	289
Passes Att-Comp-Int	11-7-0	27-20-0
TOTAL OFFENSE PLAYS-YARDS	37-284	56-500
Fumble Returns-Yards	1-18	0-0
Punt Returns-Yards	1-15	0-0
Kickoff Returns-Yards	4-37	2-38
Interception Returns-Yards	0-0	0-0
Punts (Number-Avg)	3-64.5	1-0
Fumbles-Lost	0-0	2-2
Penalties-Yards	5-50	4-36
Possession Time	18:25	17:35
Third-Down Conversions	0-6	7-9
Fourth-Down Conversions	2-2	0-1

MBA

Rushing	No.	Gain	Loss	Net	TD	Lg	Avg
Chandler	22	155	-5	150	0	55	6.8
Allen	3	14	0	14	0	13	4.7

Passing	C-A-I	Yds	TD	Lg	Sack
Allen	7-10-0	120	0	59	1
Chandler	0-1-0	0	0		0

Receiving	No.	Yds	TD	Tgt	Lg
M. Owen	3	89	0	5	59
Evans	2	24	0	3	19
Battle	1	5	0	1	5
Powell	1	12	0	1	12

Punting	No.	Yds	Avg	Lg	In20	TB
Cheevers	3	97	32.3	41	0	0

Punt Returns	No.	Yards	TD	Lg

Kick Returns	No.	Yards	TD	Lg
Munoz	2	21	0	11
Mcguire	1	10	0	10
McFadden	1	6	0	6

Tackles	UA-A	Total	Sacks	TFL
German	3-3	4.5	0.0	0.0
Starr	5-2	6.0	0.0	0.0
Kosson	2-4	4.0	0.0	0.0
Mulloy	3-3	4.5	0.0	0.0

Brentwood Academy

Rushing	No.	Gain	Loss	Net	TD	Lg	Avg
Oatsvall	8	110	0	110	0	37	13.8
Pleasant	14	75	0	75	0	13	5.4
Harris	7	26	0	26	0	7	3.7

Passing	C-A-I	Yds	TD	Lg	Sack
Oatsvall	20-26-0	285	0	67	0

Receiving	No.	Yds	TD	Tgt	Lg
Ca. Johnson	5	117	0	6	67
Segree	4	65	0	5	49
Schoenwald	5	57	0	5	18
D. Taylor	3	22	0	4	11

Punting	No.	Yds	Avg	Lg	In20	TB

Punt Returns	No.	Yards	TD	Lg

Kick Returns	No.	Yards	TD	Lg
Hodge	2	38	0	23

Tackles	UA-A	Total	Sacks	TFL
Beddoe	3-3	4.5	0.0	0.0
McDonald	2-3	3.5	0.0	2.0
Ca. Johnson	3-2	4.0	0.0	0.0
Cline	2-1	2.5	0.0	0.0

Qtr	Time	Scoring Play	V-H
1st	08:57	MBA - Allen 1 yd TD RUSH (KICK by Cheevers), 6-65 3:03	7-0
2nd	10:05	MBA - Cheevers 24 yd FG 8-85 3:19	10-0
2nd	05:32	BRENT - Pleasant 4 yd TD RUSH (KICK by T. Wilson), 12-80 4:33	10-7
2nd	03:47	BRENT - Segree 49 yd TD PASS from Oatsvall 1-49 0:10	10-13

Qtr	Time	Scoring Play	V-H
2nd	00:59	MBA - Evans 19 yd TD PASS from Allen (KICK by Cheevers), 1-19 0:09	17-13
2nd	00:02	BRENT - Segree 6 yd TD PASS from Oatsvall (KICK by T. Wilson), 7-75 0:57	17-20
3rd	07:30	BRENT - Pleasant 2 yd TD RUSH (KICK by T. Wilson), 11-80 4:30	17-27
3rd	05:17	MBA - Chandler 55 yd TD RUSH (KICK by Cheevers), 4-64 2:13	24-27
3rd	03:55	BRENT - Ca. Johnson 67 yd TD PASS from Oatsvall (KICK by T. Wilson), 5-80 1:22	24-34
3rd	00:08	MBA - Chandler 2 yd TD RUSH (KICK by Cheevers), 8-59 3:47	31-34

Quickie Statistics (3rd Quarter only)
MBA vs. Brentwood Academy (12/1/2016 at Cookeville, Tenn.)

	MBA	BRENT
Score	14	14
FIRST DOWNS	5	7
RUSHES-YARDS (NET)	9-88	10-38
PASSING-YARDS (NET)	35	113
Passes Att-Comp-Int	3-3-0	7-6-0
TOTAL OFFENSE PLAYS-YARDS	12-123	17-151
Fumble Returns-Yards	0-0	0-0
Punt Returns-Yards	0-0	0-0
Kickoff Returns-Yards	2-21	0-0
Interception Returns-Yards	0-0	0-0
Punts (Number-Avg)	-	-
Fumbles-Lost	0-0	0-0
Penalties-Yards	1-10	0-0
Possession Time	06:00	06:00
Third-Down Conversions	0-1	4-4
Fourth-Down Conversions	1-1	0-0

MBA

Rushing	No.	Gain	Loss	Net	TD	Avg	Lg
Chandler	7	75	0	75	2	10.7	55
Allen	2	13	0	13	0	6.5	13

Passing	C-A-I	Yds	TD	Lg	Sack
Allen	3-3-0	35	0	18	0

Receiving	No.	Yards	TD	Tgt	Lg
M. Owen	2	30	0	2	18
Evans	1	5	0	1	5

Punting	No.	Yds	Avg	Lng	In20	TB

Punt Returns	No.	Yards	TD	Lg

Kick Returns	No.	Yards	TD	Lg
Munoz	2	21	0	11

Tackles	UA-A	Total	Sacks	TFL
Starr	2-1	2.5	0.0	0.0
Kosson	2-1	2.5	0.0	0.0
Mulloy	1-1	1.5	0.0	0.0

Brentwood Academy

Rushing	No.	Gain	Loss	Net	TD	Avg	Lg
Oatsvall	1	4	0	4	0	4	4
Pleasant	7	26	0	26	1	3.7	9
Harris	2	8	0	8	0	4	5

Passing	C-A-I	Yds	TD	Lg	Sack
Oatsvall	6-7-0	113	1	67	0

Receiving	No.	Yards	TD	Tgt	Lg
Ca. Johnson	4	100	1	4	67
Segree	1	5	0	1	5
Schoenwald	1	8	0	1	8

Punting	No.	Yds	Avg	Lng	In20	TB

Punt Returns	No.	Yards	TD	Lg

Kick Returns	No.	Yards	TD	Lg

Tackles	UA-A	Total	Sacks	TFL
Beddoe	1-1	1.5	0.0	0.0
McDonald	0-2	1.0	0.0	0.0
Ca. Johnson	1-0	1.0	0.0	0.0
Cline	1-0	1.0	0.0	0.0

Qtr	Time	Scoring Play	V-H
3rd	07:30	BRENT - Pleasant 2 yd TD RUSH (KICK by T. Wilson), 11-80 4:30	17-27
3rd	05:17	MBA - Chandler 55 yd TD RUSH (KICK by Cheevers), 4-64 2:13	24-27
3rd	03:55	BRENT - Ca. Johnson 67 yd TD PASS from Oatsvall (KICK by T. Wilson), 5-80 1:22	24-34
3rd	00:08	MBA - Chandler 2 yd TD RUSH (KICK by Cheevers), 8-59 3:47	31-34

Play-by-Play Summary (4th quarter)
MBA vs. Brentwood Academy (12/1/2016 at Cookeville, Tenn.)

2-9	BRENT21	Start of 4th quarter, clock 12:00.	
2-9	BRENT21	Oatsvall rush for 21 yards to the BRENT42, 1ST DOWN BRENT (F. Pollock).	R
1-10	BRENT42	PENALTY BRENT false start 5 yards to the BRENT37.	
1-15	BRENT37	Oatsvall rush for 5 yards to the BRENT42 (Starr).	
2-10	BRENT42	Oatsvall pass intercepted by F. Pollock at the MBA34, F. Pollock return 0 yards to the MBA34.	

4 plays, 22 yards, 1:32

MBA drive start at 10:36.

1-10	MBA34	Allen pass incomplete to Battle.	
2-10	MBA34	Chandler rush for 17 yards to the BRENT49, 1ST DOWN MBA (Victory).	R
1-10	BRENT49	Chandler rush for 4 yards to the BRENT45 (Cline;Beddoe).	
2-6	BRENT45	Chandler rush for no gain to the BRENT45 (Pittman;Waldrop).	
3-6	BRENT45	Allen pass complete to M. Owen for 6 yards to the BRENT39, 1ST DOWN MBA, out-of-bounds (Garlington).	P
1-10	BRENT39	Chandler rush for 2 yards to the BRENT37 (Beddoe).	
2-8	BRENT37	Allen pass incomplete to Powell.	
3-8	BRENT37	Allen pass intercepted by Pittman at the BRENT19, Pittman return 0 yards to the BRENT19.	

8 plays, 29 yards, 2:44

BRENTWOOD ACADEMY drive start at 07:52.

1-10	BRENT19	Pleasant rush for 9 yards to the BRENT28 (German).	
2-1	BRENT28	Pleasant rush for 5 yards to the BRENT33, 1ST DOWN BRENT (Cashwell).	R
1-10	BRENT33	Pleasant rush for 9 yards to the BRENT42 (Wade;German).	
2-1	BRENT42	Pleasant rush for no gain to the BRENT42 (Kosson).	
3-1	BRENT42	Pleasant rush for 1 yard to the BRENT43, 1ST DOWN BRENT (Streaty).	R
1-10	BRENT43	Harris rush for 3 yards to the BRENT46 (Benson).	
2-7	BRENT46	Pleasant rush for 2 yards to the BRENT48, fumble forced by Streaty, fumble by Pleasant recovered by MBA German at BRENT47.	

7 plays, 28 yards, 3:25

MBA ball on BRENT47.

MBA drive start at 04:27.

1-10	BRENT47	Chandler rush for 13 yards to the BRENT34, 1ST DOWN MBA (D. Taylor).	R
1-10	BRENT34	Chandler rush for 18 yards to the BRENT16, 1ST DOWN MBA (Garlington).	R
1-10	BRENT16	Chandler rush for 16 yards to the BRENT0, clock 03:25, PENALTY MBA illegal shift off-setting, PENALTY BRENT face mask off-setting, NO PLAY.	
1-10	BRENT16	Chandler rush for 9 yards to the BRENT7, out-of-bounds (McDonald).	
2-1	BRENT07	Mcguire rush for 3 yards to the BRENT4, 1ST DOWN MBA (Gore).	R
1-0	BRENT04	Mcguire rush for loss of 1 yard to the BRENT5 (Gore).	
2-0	BRENT05	Chandler rush for 1 yard to the BRENT4 (Sirmon).	
3-0	BRENT04	Timeout Brentwood Academy, clock 02:12.	
3-0	BRENT04	Chandler rush for 4 yards to the BRENT0, TOUCHDOWN, clock 02:05.	
1-0	BRENT03	Cheevers kick attempt good.	

MBA 38, Brentwood Academy 34

7 plays, 47 yards, 2:22

Cheevers kickoff 60 yards to the BRENT0, touchback.

BRENTWOOD ACADEMY drive start at 02:05.

1-10	BRENT20	Oatsvall pass complete to D. Taylor for 17 yards to the BRENT37, 1ST DOWN BRENT (German).	P
1-10	BRENT37	Oatsvall pass complete to Ca. Johnson for 39 yards to the MBA24, 1ST DOWN BRENT (G. Pollock;German).	P
1-10	MBA24	Timeout MBA, clock 01:17.	
1-10	MBA24	Oatsvall pass complete to Segree for 11 yards to the MBA13, 1ST DOWN BRENT (Kosson).	P
1-10	MBA13	Harris rush for 7 yards to the MBA6 (Hannah).	
2-3	MBA06	Oatsvall rush for 6 yards to the MBA0, 1ST DOWN BRENT, TOUCHDOWN, clock 00:25.	R
1-0	MBA03	PENALTY MBA encroachment 1 yards to the MBA2.	
1-0	MBA02	PENALTY MBA encroachment 1 yards to the MBA1.	
1-0	MBA01	McDonald rush attempt good.	

MBA 38, Brentwood Academy 42

1-0	BRENT40	PENALTY BRENT delay of game 5 yards to the BRENT35.	

5 plays, 80 yards, 1:40

T. Wilson kickoff 30 yards to the MBA35, Battle return 17 yards to the BRENT48 (Ozburn).

MBA drive start at 00:25.

1-10	BRENT48	Allen pass intercepted by Sirmon at the BRENT35, Sirmon return 2 yards to the BRENT37.	

1 plays, 0 yards, 0:14

BRENTWOOD ACADEMY drive start at 00:11.

1-10	BRENT37	Timeout Brentwood Academy, clock 00:11.	
1-10	BRENT37	TEAM rush for loss of 1 yard to the BRENT36.	
2-11	BRENT36	End of game, clock 00:00.	

1 plays, -1 yards, 0:11

MBA 38, Brentwood Academy 42

Quarter Summary	Score	Time Poss	1st Downs R	P	X	T	Conversions 3rd	4th	Rushing	Passing	Penalties
MBA	7	05:20	4	1	0	5	2-3	0-0	11-70	1-5-2-6	2-2
Brentwood Academy	8	06:40	4	3	0	7	1-1	0-0	12-66	3-4-1-67	2-10

Quickie Statistics (4th Quarter only)
MBA vs. Brentwood Academy (12/1/2016 at Cookeville, Tenn.)

	MBA	BRENT
Score	7	8
FIRST DOWNS	5	7
RUSHES-YARDS (NET)	11-70	12-66
PASSING-YARDS (NET)	6	67
Passes Att-Comp-Int	5-1-2	4-3-1
TOTAL OFFENSE PLAYS-YARDS	16-76	16-133
Fumble Returns-Yards	1-0	0-0
Punt Returns-Yards	0-0	0-0
Kickoff Returns-Yards	1-17	0-0
Interception Returns-Yards	1-0	2-2
Punts (Number-Avg)	-	-
Fumbles-Lost	0-0	1-1
Penalties-Yards	2-2	2-10
Possession Time	05:20	06:40
Third-Down Conversions	2-3	1-1
Fourth-Down Conversions	0-0	0-0

MBA

Rushing	No.	Gain	Loss	Net	TD	Avg	Lg
Chandler	9	68	0	68	1	7.6	18
Mcguire	2	3	-1	2	0	1	3

Passing	C-A-I	Yds	TD	Lg	Sack
Allen	1-5-2	6	0	6	0

Receiving	No.	Yards	TD	Tgt	Lg
M. Owen	1	6	0	1	6
Battle	0	0	0	1	
Powell	0	0	0	1	

Punting	No.	Yds	Avg	Lng	In20	TB

Punt Returns	No.	Yards	TD	Lg

Kick Returns	No.	Yards	TD	Lg
Battle	1	17	0	17

Tackles	UA-A	Total	Sacks	TFL
German	2-2	3.0	0.0	0.0
Starr	1-0	1.0	0.0	0.0
Kosson	2-0	2.0	0.0	0.0

Brentwood Academy

Rushing	No.	Gain	Loss	Net	TD	Avg	Lg
Oatsvall	3	32	0	32	1	10.7	21
Pleasant	6	26	0	26	0	4.3	9
Harris	2	10	0	10	0	5	7

Passing	C-A-I	Yds	TD	Lg	Sack
Oatsvall	3-4-1	67	0	39	0

Receiving	No.	Yards	TD	Tgt	Lg
Ca. Johnson	1	39	0	1	39
Segree	1	11	0	1	11
D. Taylor	1	17	0	1	17

Punting	No.	Yds	Avg	Lng	In20	TB

Punt Returns	No.	Yards	TD	Lg

Kick Returns	No.	Yards	TD	Lg

Tackles	UA-A	Total	Sacks	TFL
Beddoe	1-1	1.5	0.0	0.0
McDonald	1-0	1.0	0.0	0.0
Cline	0-1	0.5	0.0	0.0

Qtr	Time	Scoring Play	V-H
4th	02:05	MBA - Chandler 4 yd TD RUSH (KICK by Cheevers), 7-47 2:22	38-34
4th	00:25	BRENT - Oatsvall 6 yd TD RUSH (RUSH by McDonald), 5-80 1:40	38-42

2015 Division II Class AA State Football Playoffs

November 6 - December 5, 2015

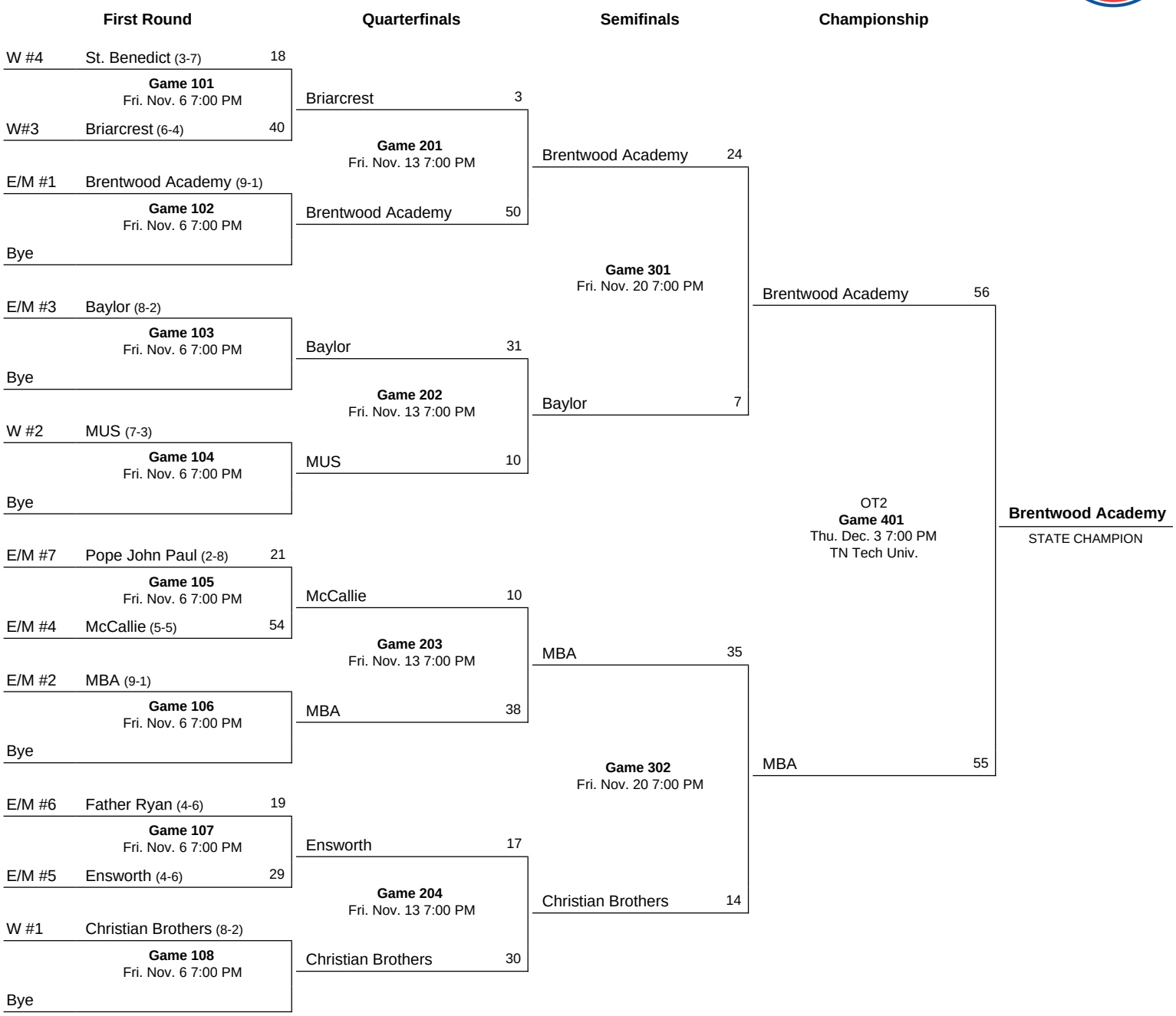

Notes:
All times are local time. The bottom of the bracket will host the First Round and Quarterfinal Round. The higher seeded team will host the Semifinal Round. If two schools are the same seed, in odd numbered years the top team in each bracket shall be host the team.

Scoring Summary (Final)
The Automated ScoreBook
MBA vs Brentwood Academy (Dec 03, 2015 at Cookeville, Tenn.)

MBA (11-2) vs. Brentwood Academy (12-1)
Date: Dec 03, 2015 • Site: Cookeville, Tenn. • Stadium: Tucker Stadium
Attendance:

Score by Quarters	1	2	3	4	OT	*O1*	*O2*	Total
MBA	14	14	3	14	10	*3*	*7*	55
Brentwood Academy	14	17	3	11	11	*3*	*8*	56

Qtr	Time	Scoring Play	V-H
1st	08:12	MBA - Ty Chandler 1 yd run (Dean Cheevers kick), 7-66 3:48	7 - 0
	06:30	BRENT - Jeremiah Oatsvall 10 yd run (Isaac Way kick), 6-65 1:42	7 - 7
	03:48	MBA - Ty Chandler 3 yd run (Dean Cheevers kick), 9-80 2:42	14 - 7
	00:10	BRENT - Camron Johnson 22 yd run (Isaac Way kick), 9-85 3:38	14 - 14
2nd	11:52	MBA - Glenn Coleman 8 yd run (Dean Cheevers kick), 2-80 0:18	21 - 14
	09:54	BRENT - Daniel Taylor 24 yd pass from Jeremiah Oatsvall (Isaac Way kick), 6-78 1:58	21 - 21
	06:42	MBA - Ty Chandler 39 yd pass from Glenn Coleman (Dean Cheevers kick), 8-80 3:12	28 - 21
	03:12	BRENT - Jack McDonald 3 yd pass from Jeremiah Oatsvall (Isaac Way kick), 8-80 3:30	28 - 28
	00:00	BRENT - Isaac Way 34 yd field goal, 6-63 1:13	28 - 31
3rd	05:33	BRENT - Isaac Way 24 yd field goal, 4--1 1:58	28 - 34
	00:47	MBA - Dean Cheevers 26 yd field goal, 9-62 4:46	31 - 34
4th	10:04	BRENT - Isaac Way 42 yd field goal, 6-40 2:43	31 - 37
	09:49	MBA - Ty Chandler 99 yd kickoff return (Dean Cheevers kick)	38 - 37
	02:41	MBA - Ty Chandler 2 yd run (Dean Cheevers kick), 9-44 5:18	45 - 37
	01:01	BRENT - Prince Momodu 2 yd run (Prince Momodu rush), 7-59 1:40	45 - 45
OT	12:00	BRENT - Isaac Way 22 yd field goal, 4-5 0:00	45 - 48
	12:00	MBA - Dean Cheevers 27 yd field goal, 4-0 0:00	48 - 48
	12:00	MBA - Jake Evans 10 yd pass from Glenn Coleman (Dean Cheevers kick), 1-10 0:00	55 - 48
	12:00	BRENT - Jeremiah Oatsvall 8 yd run (Camron Johnson pass from Oatsvall), 3-10 0:00	55 - 56

Kickoff time: 7 PM • End of Game: 10:30 • Total elapsed time: 3:30
Officials: Referee: Gary Compton; Umpire: Andy Watterson; Linesman: Alan Dotson;
Line judge: Guy Evans; Back judge: Adam Knobloch; Field judge: HaroldPatterson;
Side judge: Scott Thornton; Center judge: Tyler Bowman EC;
Temperature: 37 • Wind: Calm • Weather: Clear and cold
Offensive MVP: Jeremiah Oatsvall (BA)
Defensive MVP: Sam Sullivan (MBA)

Team Statistics (Final)
The Automated ScoreBook
MBA vs Brentwood Academy (Dec 03, 2015 at Cookeville, Tenn.)

	MBA	BRENT
FIRST DOWNS	20	24
Rushing	13	13
Passing	6	10
Penalty	1	1
NET YARDS RUSHING	272	274
Rushing Attempts	45	41
Average Per Rush	6.0	6.7
Rushing Touchdowns	4	4
Yards Gained Rushing	278	284
Yards Lost Rushing	6	10
NET YARDS PASSING	221	280
Completions-Attempts-Int	9-17-0	17-29-1
Average Per Attempt	13.0	9.7
Average Per Completion	24.6	16.5
Passing Touchdowns	2	2
TOTAL OFFENSE YARDS	493	554
Total offense plays	62	70
Average Gain Per Play	8.0	7.9
Fumbles: Number-Lost	1-1	0-0
Penalties: Number-Yards	9-72	5-38
PUNTS-YARDS	1-24	0-0
Average Yards Per Punt	24.0	0.0
Net Yards Per Punt	24.0	0.0
Inside 20	0	0
50+ Yards	0	0
Touchbacks	0	0
Fair catch	1	0
KICKOFFS-YARDS	8-432	8-442
Average Yards Per Kickoff	54.0	55.2
Net Yards Per Kickoff	40.8	25.9
Touchbacks	1	4
Punt returns: Number-Yards-TD	0-0-0	0-0-0
Average Per Return	0.0	0.0
Kickoff returns: Number-Yds-TD	3-155-1	5-86-0
Average Per Return	51.7	17.2
Interceptions: Number-Yds-TD	1-13-0	0-0-0
Fumble Returns: Number-Yds-TD	0-0-0	1-5-0
Miscellaneous Yards	0	0
Possession Time	24:08	23:52
1st Quarter	6:40	5:20
2nd Quarter	5:19	6:41
3rd Quarter	5:35	6:25
4th Quarter	6:34	5:26
OT Quarter	0:00	0:00
Third-Down Conversions	4 of 9	8 of 13
Fourth-Down Conversions	1 of 2	0 of 1
Red-Zone Scores-Chances	7-7	7-7
Touchdowns	5-7	4-7
Field goals	2-7	3-7
Sacks By: Number-Yards	0-0	0-0
PAT Kicks	7-7	4-4
Field Goals	2-2	4-4
Points off turnovers	0	3

Individual Statistics (Final)
The Automated ScoreBook
MBA vs Brentwood Academy (Dec 03, 2015 at Cookeville, Tenn.)

MBA

Rushing	No.	Gain	Loss	Net	TD	Lg	Avg
Ty Chandler	41	264	6	258	3	34	6.3
Glenn Coleman	3	11	0	11	1	8	3.7
Harold Turks	1	3	0	3	0	3	3.0
Totals	45	278	6	272	4	34	6.0

Passing	C-A-I	Yds	TD	Long	Sack
Glenn Coleman	9-16-0	221	2	72	0
TEAM	0-1-0	0	0	0	0
Totals	9-17-0	221	2	72	0

Receiving	No.	Yards	TD	Long
Jake Evans	3	30	1	19
Montgomery Owen	2	107	0	72
Chapman Malone	2	43	0	25
Ty Chandler	2	41	1	39
Totals	9	221	2	72

Punting	No.	Yds	Avg	Long	In20	TB
Gray Adelman	1	24	24.0	24	0	0
Totals	1	24	24.0	24	0	0

	Punt			Kickoff			Intercept		
Returns	No	Yds	Lg	No	Yds	Lg	No	Yds	Lg
Montgomery Owe	0	0	0	2	56	29	0	0	0
Ty Chandler	0	0	0	1	99	99	0	0	0
Jack King	0	0	0	0	0	0	1	13	13
Totals	0	0	0	3	155	99	1	13	13

Field goals	Qtr	Time	Dist	Result
Dean Cheevers	3rd	00:47	26 yards	Good
Dean Cheevers	OT	12:00	27 yards	Good

Kickoffs	No.	Yards	Avg	TB	OB
Dean Cheevers	8	432	54.0	1	2

All-purpose	Run	Rcv	KR	PR	IR	Total
Ty Chandler	258	41	99	0	0	398
Montgomery Owen	0	107	56	0	0	163
Chapman Malone	0	43	0	0	0	43
Jake Evans	0	30	0	0	0	30

Brentwood Academy

Rushing	No.	Gain	Loss	Net	TD	Lg	Avg
Jeremiah Oatsvall	23	160	1	159	2	27	6.9
Camron Johnson	3	63	0	63	1	24	21.0
Prince Momodu	15	61	9	52	1	17	3.5
Totals	41	284	10	274	4	27	6.7

Passing	C-A-I	Yds	TD	Long	Sack
Jeremiah Oatsvall	17-29-1	280	2	51	0
Totals	17-29-1	280	2	51	0

Receiving	No.	Yards	TD	Long
Camron Johnson	8	124	0	51
Daniel Taylor	6	137	1	40
Lawrence Segree	1	14	0	14
Jack McDonald	1	3	1	3
Prince Momodu	1	2	0	2
Totals	17	280	2	51

Punting	No.	Yds	Avg	Long	In20	TB
Totals	0	0	0.0	0	0	0

	Punt			Kickoff			Intercept		
Returns	No	Yds	Lg	No	Yds	Lg	No	Yds	Lg
Camron Johnson	0	0	0	4	72	37	0	0	0
Coutrell Plair	0	0	0	1	14	14	0	0	0
Totals	0	0	0	5	86	37	0	0	0

Field goals	Qtr	Time	Dist	Result
Isaac Way	2nd	00:00	34 yards	Good
Isaac Way	3rd	05:33	24 yards	Good
Isaac Way	4th	10:04	42 yards	Good
Isaac Way	OT	12:00	22 yards	Good

Kickoffs	No.	Yards	Avg	TB	OB
Isaac Way	8	442	55.2	4	1

All-purpose	Run	Rcv	KR	PR	IR	Total
Camron Johnson	63	124	72	0	0	259
Jeremiah Oatsvall	159	0	0	0	0	159
Daniel Taylor	0	137	0	0	0	137
Prince Momodu	52	2	0	0	0	54

FUMBLES: MBA-Ty Chandler 1-1. Brentwood Academy-None.

Defensive Statistics (Final)
The Automated ScoreBook
MBA vs Brentwood Academy (Dec 03, 2015 at Cookeville, Tenn.)

#	MBA	Solo	Ast	Total	Sacks-Yds	TFL-Yds	FF	FR-Yds	Int-Yds	BrUp	Blks	QBH
13	Sam Sullivan	9	1	10	-	2.5-7	-	-	-	-	-	-
5	D'On Coofer	8	1	9	-	0.5-1	-	-	-	-	-	-
8	Charles West	5	3	8	-	0.5-1	-	-	-	-	-	-
16	Gordon Pollock	5	1	6	-	1.0-1	-	-	-	-	-	-
21	Karlton Bruton	5	0	5	-	-	-	-	-	-	-	-
28	Clarke Allen	3	2	5	-	-	-	-	-	-	-	-
19	Brett Starr	3	0	3	-	-	-	-	-	-	-	-
26	Connor Mulloy	2	1	3	-	-	-	-	-	1	-	-
82	Cameron Wade	2	1	3	-	-	-	-	-	-	-	-
33	Jack King	2	1	3	-	0.5-0	-	-	1-13	-	-	-
7	Grant Green	1	2	3	-	-	-	-	-	-	-	-
25	Winston Hewett	1	1	2	-	-	-	-	-	-	-	-
2	Montgomery Owen	1	1	2	-	-	-	-	-	-	-	-
44	Ty Chandler	1	0	1	-	-	-	-	-	-	-	-
49	Fenner Pollock	1	0	1	-	-	-	-	-	-	-	-
14	Chapman Malone	0	1	1	-	-	-	-	-	-	-	-
	Totals	49	16	65	0.0-0	5.0-10	0	0-0	1-13	1	0	0

#	Brentwood Academ	Solo	Ast	Total	Sacks-Yds	TFL-Yds	FF	FR-Yds	Int-Yds	BrUp	Blks	QBH
60	Brandon Adams	4	4	8	-	0.5-0	-	-	-	-	-	-
36	Evan Beddoe	7	0	7	-	-	-	-	-	1	-	-
42	Brock Schoenwald	7	0	7	-	-	-	1-5	-	-	-	-
27	Camron Johnson	6	0	6	-	-	-	-	-	-	-	-
55	Michael DiPasquale	4	0	4	-	-	-	-	-	-	-	-
8	Coutrell Plair	3	1	4	-	-	-	-	-	3	-	-
7	Easton Cline	3	1	4	-	0.5-1	-	-	-	-	-	-
1	Trent Taylor	3	0	3	-	-	-	-	-	2	-	-
59	Joshua Higgs	3	0	3	-	-	-	-	-	-	-	-
5	Chris Hopkins	1	1	2	-	-	-	-	-	-	-	-
10	Gavin Schoenwald	1	1	2	-	-	-	-	-	-	-	-
18	Jack McDonald	1	0	1	-	-	-	-	-	-	-	-
50	Ryan Franklin	1	0	1	-	-	-	-	-	-	-	-
	Totals	44	8	52	0.0-0	1.0-1	0	1-5	0-0	6	0	0

Drive Chart (By Team) (Final)
The Automated ScoreBook
MBA vs Brentwood Academy (Dec 03, 2015 at Cookeville, Tenn.)

		Drive Started			Drive Ended			Consumed		
Team	Qtr	Spot	Time	Obtained	Spot	Time	How lost	Pl - Yds	TOP	
MBA	1st	M34	12:00	Kickoff	B00	08:12	*TOUCHDOWN	7 - 66	3:48	.
MBA		M20	06:30	Kickoff	B00	03:48	*TOUCHDOWN	9 - 80	2:42	.
MBA		M20	00:10	Kickoff	B00	11:52	*TOUCHDOWN	2 - 80	0:18	.
MBA	2nd	M20	09:54	Kickoff	B00	06:42	*TOUCHDOWN	8 - 80	3:12	
MBA		M20	03:12	Kickoff	B44	01:13	Punt	6 - 36	1:59	
MBA	3rd	M40	12:00	Possession	M40	12:00	Kickoff	0 - 0	0:00	
MBA		M12	08:20	Interception	M10	07:31	Fumble	2 - (2)	0:49	
MBA		M29	05:33	Kickoff	B09	00:47	*FIELD GOAL	9 - 62	4:46	.
MBA	4th	B00	09:49	Kickoff	B00	09:49	*TOUCHDOWN	0 - 0	0:00	
MBA		B44	07:59	Downs	B00	02:41	*TOUCHDOWN	9 - 44	5:18	.
MBA		M35	01:01	Kickoff	B41	00:00	Downs	7 - 24	1:01	
MBA	OT	B10	12:00	Possession	B10	12:00	*FIELD GOAL	4 - 0	0:00	.
MBA		B10	12:00	Possession	B00	12:00	*TOUCHDOWN	1 - 10	0:00	.

MBA	1st Qtr	2nd Qtr	3rd Qtr	4th Qtr	1st Half	2nd Half	Total
Time of possession	06:40	05:19	05:35	06:34	11:59	12:09	24:08
3rd down conversions	1-1	1-3	0-1	2-3	2-4	2-4	4-9
Average field position	M24	M20	M20	B37	M22	M46	M34
4th down conversions	0-0	1-1	0-0	0-1	1-1	0-1	1-2

		Drive Started			Drive Ended			Consumed		
Team	Qtr	Spot	Time	Obtained	Spot	Time	How lost	Pl - Yds	TOP	
BRENT	1st	B40	12:00	Possession	B40	12:00	Kickoff	0 - 0	0:00	
BRENT		B35	08:12	Kickoff	M00	06:30	*TOUCHDOWN	6 - 65	1:42	.
BRENT		B15	03:48	Kickoff	M00	00:10	*TOUCHDOWN	9 - 85	3:38	
BRENT	2nd	B22	11:52	Kickoff	M00	09:54	*TOUCHDOWN	6 - 78	1:58	
BRENT		B20	06:42	Kickoff	M00	03:12	*TOUCHDOWN	8 - 80	3:30	.
BRENT		B20	01:13	Punt	M17	00:00	*FIELD GOAL	6 - 63	1:13	.
BRENT	3rd	B23	12:00	Kickoff	M22	08:20	Interception	9 - 55	3:40	
BRENT		M05	07:31	Fumble	M06	05:33	*FIELD GOAL	4 - (1)	1:58	.
BRENT		B35	00:47	Kickoff	M25	10:04	*FIELD GOAL	6 - 40	2:43	
BRENT	4th	B20	09:49	Kickoff	B44	07:59	Downs	6 - 24	1:50	
BRENT		B41	02:41	Kickoff	M00	01:01	*TOUCHDOWN	7 - 59	1:40	.
BRENT	OT	B41	12:00	Downs	B41	00:00	Possession	0 - 0	0:00	
BRENT		M10	12:00	Possession	M05	12:00	*FIELD GOAL	4 - 5	0:00	.
BRENT		M10	12:00	Possession	M00	12:00	*TOUCHDOWN	3 - 10	0:00	.

Brentwood Academy	1st Qtr	2nd Qtr	3rd Qtr	4th Qtr	1st Half	2nd Half	Total
Time of possession	05:20	06:41	06:25	05:26	12:01	11:51	23:52
3rd down conversions	3-4	0-0	2-3	2-4	3-4	4-7	8-13
Average field position	B25	B20	M49	B30	B22	B42	B32
4th down conversions	0-0	0-0	0-0	0-1	0-0	0-1	0-1

Drive Chart (By Quarter) (Final)
The Automated ScoreBook
MBA vs Brentwood Academy (Dec 03, 2015 at Cookeville, Tenn.)

		Drive Started			Drive Ended			Consumed	
Team	Qtr	Spot	Time	Obtained	Spot	Time	How lost	Pl - Yds	TOP
BRENT	1st	B40	12:00	Possession	B40	12:00	Kickoff	0 - 0	0:00
MBA		M34	12:00	Kickoff	B00	08:12	*TOUCHDOWN	7 - 66	3:48 .
BRENT		B35	08:12	Kickoff	M00	06:30	*TOUCHDOWN	6 - 65	1:42 .
MBA		M20	06:30	Kickoff	B00	03:48	*TOUCHDOWN	9 - 80	2:42 .
BRENT		B15	03:48	Kickoff	M00	00:10	*TOUCHDOWN	9 - 85	3:38
MBA		M20	00:10	Kickoff	B00	11:52	*TOUCHDOWN	2 - 80	0:18 .
BRENT	2nd	B22	11:52	Kickoff	M00	09:54	*TOUCHDOWN	6 - 78	1:58
MBA		M20	09:54	Kickoff	B00	06:42	*TOUCHDOWN	8 - 80	3:12
BRENT		B20	06:42	Kickoff	M00	03:12	*TOUCHDOWN	8 - 80	3:30 .
MBA		M20	03:12	Kickoff	B44	01:13	Punt	6 - 36	1:59
BRENT		B20	01:13	Punt	M17	00:00	*FIELD GOAL	6 - 63	1:13 .
MBA	3rd	M40	12:00	Possession	M40	12:00	Kickoff	0 - 0	0:00
BRENT		B23	12:00	Kickoff	M22	08:20	Interception	9 - 55	3:40
MBA		M12	08:20	Interception	M10	07:31	Fumble	2 - (2)	0:49
BRENT		M05	07:31	Fumble	M06	05:33	*FIELD GOAL	4 - (1)	1:58 .
MBA		M29	05:33	Kickoff	B09	00:47	*FIELD GOAL	9 - 62	4:46 .
BRENT		B35	00:47	Kickoff	M25	10:04	*FIELD GOAL	6 - 40	2:43
MBA	4th	B00	09:49	Kickoff	B00	09:49	*TOUCHDOWN	0 - 0	0:00
BRENT		B20	09:49	Kickoff	B44	07:59	Downs	6 - 24	1:50
MBA		B44	07:59	Downs	B00	02:41	*TOUCHDOWN	9 - 44	5:18 .
BRENT		B41	02:41	Kickoff	M00	01:01	*TOUCHDOWN	7 - 59	1:40 .
MBA		M35	01:01	Kickoff	B41	00:00	Downs	7 - 24	1:01
BRENT	OT	B41	12:00	Downs	B41	00:00	Possession	0 - 0	0:00
BRENT		M10	12:00	Possession	M05	12:00	*FIELD GOAL	4 - 5	0:00 .
MBA		B10	12:00	Possession	B10	12:00	*FIELD GOAL	4 - 0	0:00 .
MBA		B10	12:00	Possession	B00	12:00	*TOUCHDOWN	1 - 10	0:00 .
BRENT		M10	12:00	Possession	M00	12:00	*TOUCHDOWN	3 - 10	0:00 .

Play-by-Play Summary (1st quarter)
MBA vs Brentwood Academy (Dec 03, 2015 at Cookeville, Tenn.)

Brentwood Academy Captains: 59, 72, 49, 30
Montgomery Bell Academy Captains: 13, 11, 5, 71
MBA has won the toss. They will receive the football.

1-10	MBA 40	Change of possession, BRENT ball on BRENT40, 1st and 10.	
		Way kickoff 55 yards to the MBA5, Owen return 29 yards to the MBA34 (McDonald).	
MBA drive start at 12:00.			
1-10	MBA 34	Chandler rush for 14 yards to the MBA48, 1ST DOWN MBA (B. Schoenwald).	R1
1-10	MBA 48	Chandler rush for 1 yard to the MBA49 (Hopkins).	
2-9	MBA 49	Coleman pass incomplete to Owen, PENALTY BRENT holding (Plair) 10 yards to the BRENT41, 1ST DOWN MBA, NO PLAY.	X2
1-10	Brent 41	Chandler rush for 3 yards to the BRENT38 (G. Schoenwald;Adams).	
2-7	Brent 38	Coleman pass complete to Owen for 35 yards to the BRENT3, 1ST DOWN MBA, PENALTY BRENT HOL declined.	P3
1-G	Brent 03	Chandler rush for no gain to the BRENT3 (Adams).	
2-G	Brent 03	Coleman pass complete to Chandler for 2 yards to the BRENT1 (DiPasquale).	
3-G	Brent 01	Chandler rush for 1 yard to the BRENT0, TOUCHDOWN, clock 08:12.	
1-G	Brent 03	Cheevers kick attempt good.	
		MBA 7, Brentwood Academy 0	
		7 plays, 66 yards, 3:48	
		Cheevers kickoff 56 yards to the BRENT4, out-of-bounds, BRENT ball on BRENT35.	
BRENTWOOD ACADEMY drive start at 08:12.			
1-10	Brent 35	Oatsvall rush for 4 yards to the BRENT39 (Coofer).	
2-6	Brent 39	Oatsvall pass incomplete to C. Johnson.	
3-6	Brent 39	Oatsvall rush for 26 yards to the MBA35, 1ST DOWN BRENT (Bruton).	R1
1-10	MBA 35	C. Johnson rush for 17 yards to the MBA18, 1ST DOWN BRENT (Hewett).	R2
1-10	MBA 18	Oatsvall pass complete to C. Johnson for 8 yards to the MBA10, out-of-bounds (G. Pollock).	
2-2	MBA 10	Oatsvall rush for 10 yards to the MBA0, 1ST DOWN BRENT, TOUCHDOWN, clock 06:30.	R3
1-G	MBA 03	Way kick attempt good.	
		Brentwood Academy 7, MBA 7	
		6 plays, 65 yards, 1:42	
		Way kickoff 60 yards to the MBA0, touchback.	
MBA drive start at 06:30.			
1-10	MBA 20	Coleman pass incomplete to Malone (T. Taylor).	
2-10	MBA 20	Chandler rush for 22 yards to the MBA42, 1ST DOWN MBA, out-of-bounds (B. Schoenwald).	R4
1-10	MBA 42	Chandler rush for 2 yards to the MBA44 (B. Schoenwald).	
2-8	MBA 44	Coleman pass complete to Evans for 19 yards to the BRENT37, 1ST DOWN MBA (G. Schoenwald).	P5
1-10	Brent 37	Chandler rush for 6 yards to the BRENT31 (B. Schoenwald).	
2-4	Brent 31	Chandler rush for 1 yard to the BRENT30, out-of-bounds (C. Johnson), PENALTY MBA holding (Scowden) 10 yards to the BRENT40.	
2-13	Brent 40	2nd and 13.	
2-13	Brent 40	Chandler rush for 34 yards to the BRENT6, 1ST DOWN MBA (C. Johnson).	R6
1-G	Brent 06	Timeout MBA, clock 04:26.	
1-G	Brent 06	Chandler rush for 3 yards to the BRENT3 (DiPasquale).	
2-G	Brent 03	Chandler rush for 3 yards to the BRENT0, TOUCHDOWN, clock 03:48.	
1-G	Brent 03	Cheevers kick attempt good.	
		MBA 14, Brentwood Academy 7	
		9 plays, 80 yards, 2:42	
		Cheevers kickoff 58 yards to the BRENT2, C. Johnson return 13 yards to the BRENT15 (Green;G. Pollock).	
BRENTWOOD ACADEMY drive start at 03:48.			
1-10	Brent 15	Oatsvall pass incomplete to C. Johnson.	
2-10	Brent 15	Momodu rush for loss of 2 yards to the BRENT13 (Sullivan).	
3-12	Brent 13	Oatsvall pass incomplete to Plair.	
4-12	Brent 13	Douglas punt 42 yards to the MBA45, Owen return to the MBA46 (Beddoe), PENALTY MBA roughing the kicker 15 yards to the BRENT28, 1ST DOWN BRENT, NO PLAY.	X4
1-10	Brent 28	Momodu rush for 5 yards to the BRENT33 (Mulloy).	
2-5	Brent 33	Momodu rush for 3 yards to the BRENT36 (Coofer).	
3-2	Brent 36	Oatsvall pass complete to D. Taylor for 40 yards to the MBA24, 1ST DOWN BRENT (F. Pollock).	P5
1-10	MBA 24	Oatsvall pass incomplete to Beddoe.	
2-10	MBA 24	Oatsvall pass complete to C. Johnson for 2 yards to the MBA22 (Sullivan).	
3-8	MBA 22	C. Johnson rush for 22 yards to the MBA0, 1ST DOWN BRENT, TOUCHDOWN, clock 00:10.	R6
1-G	MBA 03	Way kick attempt good.	
		Brentwood Academy 14, MBA 14	
		9 plays, 85 yards, 3:38	
		Way kickoff 60 yards to the MBA0, touchback.	
MBA drive start at 00:10.			
1-10	MBA 20	Coleman pass complete to Owen for 72 yards to the BRENT8, 1ST DOWN MBA (T. Taylor).	P7
		END OF 1st QUARTER: Brentwood Academy 14, MBA 14	

Play-by-Play Summary (1st quarter)
MBA vs Brentwood Academy (Dec 03, 2015 at Cookeville, Tenn.)

		Time	1st Downs				Conversions				
Quarter Summary	Score	Poss	R	P	X	T	3rd	4th	Rushing	Passing	Penalties
MBA	14	06:40	3	3	1	7	1-1	0-0	12-90	4-5-0-128	2-25
Brentwood Academy	14	05:20	4	1	1	6	3-4	0-0	8-85	3-7-0-50	1-10

Quickie Statistics (1st quarter)
MBA vs Brentwood Academy (Dec 03, 2015 at Cookeville, Tenn.)

	MBA	BRENT
Score	14	14
FIRST DOWNS	7	6
RUSHES-YARDS (NET)	12-90	8-85
PASSING YDS (NET)	128	50
Passes Att-Comp-Int	5-4-0	7-3-0
TOTAL OFFENSE PLAYS-YARDS	17-218	15-135
Fumble Returns-Yards	0-0	0-0
Punt Returns-Yards	0-0	0-0
Kickoff Returns-Yards	1-29	1-13
Interception Returns-Yards	0-0	0-0
Punts (Number-Avg)	0-0.0	0-0.0
Fumbles-Lost	0-0	0-0
Penalties-Yards	2-25	1-10
Possession Time	06:40	05:20
Third-Down Conversions	1 of 1	3 of 4
Fourth-Down Conversions	0 of 0	0 of 0

MBA

Rushing	No.	Gain	Loss	Net	TD	Lg	Avg
Ty Chandler	12	90	0	90	2	34	7.5

Passing	C-A-I	Yds	TD	Long	Sack
Glenn Coleman	4-5-0	128	0	72	0

Receiving	No.	Yards	TD	Long
Montgomery Owen	2	107	0	72
Jake Evans	1	19	0	19
Ty Chandler	1	2	0	2

Punting	No.	Yds	Avg	Long	In20	TB

Punt Returns	No.	Yards	TD	Long

Kick Returns	No.	Yards	TD	Long
Montgomery Owe	1	29	0	29

Tackles	UA-A	Total	Sacks	TFL
Sam Sullivan	2-0	2	0.0	1.0
D'On Coofer	2-0	2	0.0	0.0
Gordon Pollock	1-1	2	0.0	0.0
Winston Hewett	1-0	1	0.0	0.0

Brentwood Academy

Rushing	No.	Gain	Loss	Net	TD	Lg	Avg
Jeremiah Oatsvall	3	40	0	40	1	26	13.3
Camron Johnson	2	39	0	39	1	22	19.5
Prince Momodu	3	8	2	6	0	5	2.0

Passing	C-A-I	Yds	TD	Long	Sack
Jeremiah Oatsvall	3-7-0	50	0	40	0

Receiving	No.	Yards	TD	Long
Camron Johnson	2	10	0	8
Daniel Taylor	1	40	0	40

Punting	No.	Yds	Avg	Long	In20	TB

Punt Returns	No.	Yards	TD	Long

Kick Returns	No.	Yards	TD	Long
Camron Johnson	1	13	0	13

Tackles	UA-A	Total	Sacks	TFL
Brock Schoenwald	4-0	4	0.0	0.0
Camron Johnson	2-0	2	0.0	0.0
Michael DiPasqual	2-0	2	0.0	0.0
Gavin Schoenwald	1-1	2	0.0	0.0

Qtr	Time	Scoring Play	V-H
1st	08:12	MBA - Ty Chandler 1 yd run (Dean Cheevers kick), 7-66 3:48	7 - 0
	06:30	BRENT - Jeremiah Oatsvall 10 yd run (Isaac Way kick), 6-65 1:42	7 - 7
	03:48	MBA - Ty Chandler 3 yd run (Dean Cheevers kick), 9-80 2:42	14 - 7
	00:10	BRENT - Camron Johnson 22 yd run (Isaac Way kick), 9-85 3:38	14 - 14

Play-by-Play Summary (2nd quarter)
MBA vs Brentwood Academy (Dec 03, 2015 at Cookeville, Tenn.)

1-G	Brent 08	Start of 2nd quarter, clock 12:00.	
1-G	Brent 08	Coleman rush for 8 yards to the BRENT0, TOUCHDOWN, clock 11:52.	
1-G	Brent 03	Cheevers kick attempt good.	

MBA 21, Brentwood Academy 14

2 plays, 80 yards, 0:18

Cheevers kickoff 51 yards to the BRENT9, C. Johnson return 13 yards to the BRENT22 (Green;Hewett).

BRENTWOOD ACADEMY drive start at 11:52.

1-10	Brent 22	Momodu rush for 4 yards to the BRENT26 (Sullivan).	
2-6	Brent 26	Momodu rush for 8 yards to the BRENT34, 1ST DOWN BRENT (Coofer).	R7
1-10	Brent 34	Oatsvall pass complete to C. Johnson for 29 yards to the MBA37, 1ST DOWN BRENT (West).	P8
1-10	MBA 37	Oatsvall rush for 1 yard to the MBA36 (Coofer).	
2-9	MBA 36	Oatsvall pass complete to D. Taylor for 12 yards to the MBA24, 1ST DOWN BRENT, out-of-bounds (Mulloy).	P9
1-10	MBA 24	Oatsvall pass complete to D. Taylor for 24 yards to the MBA0, 1ST DOWN BRENT, TOUCHDOWN, clock 09:54.	P10
1-G	MBA 03	Way kick attempt good.	

Brentwood Academy 21, MBA 21

6 plays, 78 yards, 1:58

Way kickoff 60 yards to the MBA0, touchback.

MBA drive start at 09:54.

1-10	MBA 20	Chandler rush for 24 yards to the MBA44, 1ST DOWN MBA (C. Johnson).	R8
1-10	MBA 44	Chandler rush for 6 yards to the 50 yardline, out-of-bounds (Plair).	
2-4	MBA 50	Chandler rush for 3 yards to the BRENT47 (Plair;Adams).	
3-1	Brent 47	Coleman rush for 2 yards to the BRENT45, 1ST DOWN MBA (Cline).	R9
1-10	Brent 45	Coleman pass incomplete to Malone (T. Taylor).	
2-10	Brent 45	Chandler rush for 7 yards to the BRENT38 (DiPasquale).	
3-3	Brent 38	Chandler rush for loss of 1 yard to the BRENT39 (Cline;Adams).	
4-4	Brent 39	Timeout Brentwood Academy, clock 06:51.	
4-4	Brent 39	Coleman pass complete to Chandler for 39 yards to the BRENT0, 1ST DOWN MBA, TOUCHDOWN, clock 06:42.	P10
1-G	Brent 03	Cheevers kick attempt good.	

MBA 28, Brentwood Academy 21

8 plays, 80 yards, 3:12

Cheevers kickoff 49 yards to the BRENT11, C. Johnson return 9 yards to the BRENT20 (Sullivan).

BRENTWOOD ACADEMY drive start at 06:42.

1-10	Brent 20	Oatsvall pass complete to Momodu for 2 yards to the BRENT22 (West).	
2-8	Brent 22	Oatsvall rush for 19 yards to the BRENT41, 1ST DOWN BRENT (Bruton).	R11
1-10	Brent 41	Oatsvall rush for 1 yard to the BRENT42 (Sullivan).	
2-9	Brent 42	Oatsvall pass complete to C. Johnson for 51 yards to the MBA7, 1ST DOWN BRENT, out-of-bounds (Owen), PENALTY BRENT face mask 5 yards to the MBA12.	P12
1-G	MBA 12	1st and 10.	
1-10	MBA 12	Oatsvall pass complete to C. Johnson for 5 yards to the MBA7.	
2-5	MBA 07	Oatsvall rush for 6 yards to the MBA1, 1ST DOWN BRENT (King).	R13
1-G	MBA 01	Momodu rush for loss of 2 yards to the MBA3 (Sullivan;West).	
2-G	MBA 03	Oatsvall pass complete to McDonald for 3 yards to the MBA0, TOUCHDOWN, clock 03:12.	
1-G	MBA 03	Way kick attempt good.	

Brentwood Academy 28, MBA 28

8 plays, 80 yards, 3:30

Way kickoff 60 yards to the MBA0, touchback.

MBA drive start at 03:12.

1-10	MBA 20	Chandler rush for 23 yards to the MBA43, 1ST DOWN MBA (Plair).	R11
1-10	MBA 43	Chandler rush for 9 yards to the BRENT48 (B. Schoenwald).	
2-1	Brent 48	Coleman rush for 1 yard to the BRENT47, 1ST DOWN MBA (B. Schoenwald).	R12
1-10	Brent 47	Coleman pass incomplete to Bryan.	
2-10	Brent 47	Turks rush for 3 yards to the BRENT44 (C. Johnson).	
3-7	Brent 44	Timeout MBA, clock 01:29.	
3-7	Brent 44	Coleman pass incomplete to Battle (Beddoe).	
4-7	Brent 44	Adelman punt 24 yards to the BRENT20, fair catch by Beddoe.	

6 plays, 36 yards, 1:59

BRENTWOOD ACADEMY drive start at 01:13.

1-10	Brent 20	Oatsvall pass complete to D. Taylor for 22 yards to the BRENT42, 1ST DOWN BRENT (Bruton).	P14
1-10	Brent 42	Oatsvall rush for 4 yards to the BRENT46 (Sullivan).	
2-6	Brent 46	Oatsvall pass incomplete to Plair, PENALTY MBA IS 5 yards to the MBA49, NO PLAY.	
2-1	MBA 49	Oatsvall pass complete to D. Taylor for 21 yards to the MBA28, 1ST DOWN BRENT (West).	P15
1-10	MBA 28	Timeout Brentwood Academy, clock 00:23.	
1-10	MBA 28	Oatsvall pass incomplete to D. Taylor.	
2-10	MBA 28	Oatsvall rush for 11 yards to the MBA17, 1ST DOWN BRENT (G. Pollock).	R16

Play-by-Play Summary (2nd quarter)
MBA vs Brentwood Academy (Dec 03, 2015 at Cookeville, Tenn.)

1-10	MBA 17	Timeout Brentwood Academy, clock 00:05.
1-10	MBA 17	Timeout MBA, clock 00:05.
1-10	MBA 17	Way field goal attempt from 34 GOOD, clock 00:00.

Brentwood Academy 31, MBA 28

End of half, clock 00:00.

6 plays, 63 yards, 1:13

END OF 2nd QUARTER: Brentwood Academy 31, MBA 28

Quarter Summary	Score	Time Poss	1st Downs R	P	X	T	Conversions 3rd	4th	Rushing	Passing	Penalties
MBA	14	05:19	4	1	0	5	1-3	1-1	11-85	1-4-0-39	1-5
Brentwood Academy	17	06:41	4	6	0	10	0-0	0-0	9-52	9-10-0-169	1-5

Quickie Statistics (Halftime)
MBA vs Brentwood Academy (Dec 03, 2015 at Cookeville, Tenn.)

	MBA	BRENT
Score	28	31
FIRST DOWNS	12	16
RUSHES-YARDS (NET)	23-175	17-137
PASSING YDS (NET)	167	219
Passes Att-Comp-Int	9-5-0	17-12-0
TOTAL OFFENSE PLAYS-YARDS	32-342	34-356
Fumble Returns-Yards	0-0	0-0
Punt Returns-Yards	0-0	0-0
Kickoff Returns-Yards	1-29	3-35
Interception Returns-Yards	0-0	0-0
Punts (Number-Avg)	1-24.0	0-0.0
Fumbles-Lost	0-0	0-0
Penalties-Yards	3-30	2-15
Possession Time	11:59	12:01
Third-Down Conversions	2 of 4	3 of 4
Fourth-Down Conversions	1 of 1	0 of 0

MBA

Rushing	No.	Gain	Loss	Net	TD	Lg	Avg
Ty Chandler	19	162	1	161	2	34	8.5
Glenn Coleman	3	11	0	11	1	8	3.7
Harold Turks	1	3	0	3	0	3	3.0

Passing	C-A-I	Yds	TD	Long	Sack
Glenn Coleman	5-9-0	167	1	72	0

Receiving	No.	Yards	TD	Long
Montgomery Owen	2	107	0	72
Ty Chandler	2	41	1	39
Jake Evans	1	19	0	19

Punting	No.	Yds	Avg	Long	In20	TB
Gray Adelman	1	24	24.0	24	0	0

Punt Returns	No.	Yards	TD	Long

Kick Returns	No.	Yards	TD	Long
Montgomery Owe	1	29	0	29

Tackles	UA-A	Total	Sacks	TFL
Sam Sullivan	6-1	7	0.0	1.5
D'On Coofer	4-0	4	0.0	0.0
Charles West	3-1	4	0.0	0.5
Karlton Bruton	3-0	3	0.0	0.0

Brentwood Academy

Rushing	No.	Gain	Loss	Net	TD	Lg	Avg
Jeremiah Oatsvall	9	82	0	82	1	26	9.1
Camron Johnson	2	39	0	39	1	22	19.5
Prince Momodu	6	20	4	16	0	8	2.7

Passing	C-A-I	Yds	TD	Long	Sack
Jeremiah Oatsvall	12-17-0	219	2	51	0

Receiving	No.	Yards	TD	Long
Daniel Taylor	5	119	1	40
Camron Johnson	5	95	0	51
Jack McDonald	1	3	1	3
Prince Momodu	1	2	0	2

Punting	No.	Yds	Avg	Long	In20	TB

Punt Returns	No.	Yards	TD	Long

Kick Returns	No.	Yards	TD	Long
Camron Johnson	3	35	0	13

Tackles	UA-A	Total	Sacks	TFL
Brock Schoenwald	6-0	6	0.0	0.0
Camron Johnson	4-0	4	0.0	0.0
Brandon Adams	1-3	4	0.0	0.5
Michael DiPasqual	3-0	3	0.0	0.0

Qtr	Time	Scoring Play	V-H
1st	08:12	MBA - Ty Chandler 1 yd run (Dean Cheevers kick), 7-66 3:48	7 - 0
	06:30	BRENT - Jeremiah Oatsvall 10 yd run (Isaac Way kick), 6-65 1:42	7 - 7
	03:48	MBA - Ty Chandler 3 yd run (Dean Cheevers kick), 9-80 2:42	14 - 7
	00:10	BRENT - Camron Johnson 22 yd run (Isaac Way kick), 9-85 3:38	14 - 14
2nd	11:52	MBA - Glenn Coleman 8 yd run (Dean Cheevers kick), 2-80 0:18	21 - 14
	09:54	BRENT - Daniel Taylor 24 yd pass from Jeremiah Oatsvall (Isaac Way kick), 6-78 1:58	21 - 21
	06:42	MBA - Ty Chandler 39 yd pass from Glenn Coleman (Dean Cheevers kick), 8-80 3:12	28 - 21
	03:12	BRENT - Jack McDonald 3 yd pass from Jeremiah Oatsvall (Isaac Way kick), 8-80 3:30	28 - 28
	00:00	BRENT - Isaac Way 34 yd field goal, 6-63 1:13	28 - 31

Play-by-Play Summary (3rd quarter)
MBA vs Brentwood Academy (Dec 03, 2015 at Cookeville, Tenn.)

Start of 3rd quarter, clock 12:00.

1-G	Brent 40	Change of possession, MBA ball on MBA40, 1st and 10.	

MBA drive start at 12:00.

Cheevers kickoff 51 yards to the BRENT9, Plair return 14 yards to the BRENT23 (West;Malone).

BRENTWOOD ACADEMY drive start at 12:00.

1-10	Brent 23	Momodu rush for 6 yards to the BRENT29 (C. Allen).	
2-4	Brent 29	Momodu rush for 1 yard to the BRENT30 (Starr).	
3-3	Brent 30	Oatsvall pass complete to C. Johnson for 11 yards to the BRENT41, 1ST DOWN BRENT, out-of-bounds (West).	P17
1-10	Brent 41	Momodu rush for 17 yards to the MBA42, 1ST DOWN BRENT (Wade).	R18
1-10	MBA 42	PENALTY BRENT false start (D. Taylor) 11 yards to the BRENT47.	
1-21	Brent 47	Oatsvall pass complete to Segree for 14 yards to the MBA39 (Wade;C. Allen).	
2-7	MBA 39	Oatsvall rush for 5 yards to the MBA34 (Starr).	
3-2	MBA 34	Momodu rush for 6 yards to the MBA28, 1ST DOWN BRENT (Sullivan).	R19
1-10	MBA 28	Oatsvall rush for 6 yards to the MBA22 (Starr).	
2-4	MBA 22	Oatsvall pass intercepted by King at the MBA9, King return 13 yards to the MBA22 (Franklin), PENALTY MBA illegal block 10 yards to the MBA12, 1st and 10, MBA ball on MBA12.	

9 plays, 55 yards, 3:40

MBA drive start at 08:20.

1-10	MBA 12	Chandler rush for 1 yard to the MBA13 (Higgs).	
2-9	MBA 13	Chandler rush for loss of 8 yards to the MBA5, fumble by Chandler recovered by BRENT B. Schoenwald at MBA10, B. Schoenwald for 5 yards to the MBA5 (Chandler).	

2 plays, minus 2 yards, 0:49

BRENTWOOD ACADEMY drive start at 07:31, BRENT ball on MBA5.

1-G	MBA 05	Oatsvall rush for no gain to the MBA5 (Sullivan).	
2-G	MBA 05	Oatsvall rush for loss of 1 yard to the MBA6 (Coofer;King).	
3-G	MBA 06	Oatsvall rush for no gain to the MBA6 (C. Allen).	
4-G	MBA 06	Way field goal attempt from 24 GOOD, clock 05:33.	

Brentwood Academy 34, MBA 28

4 plays, minus 1 yard, 1:58

Way kickoff 58 yards to the MBA2, Owen return 27 yards to the MBA29 (Beddoe).

MBA drive start at 05:33.

1-10	MBA 29	Chandler rush for 2 yards to the MBA31 (Beddoe).	
2-8	MBA 31	Coleman pass complete to Malone for 25 yards to the BRENT44, 1ST DOWN MBA, out-of-bounds (Beddoe).	P13
1-10	Brent 44	Chandler rush for 6 yards to the BRENT38 (B. Schoenwald).	
2-4	Brent 38	Chandler rush for 15 yards to the BRENT23, 1ST DOWN MBA (Cline).	R14
1-10	Brent 23	Chandler rush for 14 yards to the BRENT9, 1ST DOWN MBA, out-of-bounds (T. Taylor).	R15
1-G	Brent 09	Chandler rush for 1 yard to the BRENT8 (Higgs).	
2-G	Brent 08	Chandler rush for loss of 2 yards to the BRENT10.	
3-G	Brent 10	Coleman pass complete to Evans for 1 yard to the BRENT9 (Beddoe).	
4-G	Brent 09	Cheevers field goal attempt from 26 GOOD, clock 00:47.	

Brentwood Academy 34, MBA 31

9 plays, 62 yards, 4:46

Cheevers kickoff 51 yards to the BRENT9, out-of-bounds, BRENT ball on BRENT35.

BRENTWOOD ACADEMY drive start at 00:47.

1-10	Brent 35	Oatsvall rush for 10 yards to the BRENT45, 1ST DOWN BRENT (G. Pollock).	R20
1-10	Brent 45	C. Johnson rush for 24 yards to the MBA31, 1ST DOWN BRENT (G. Pollock).	R21

END OF 3rd QUARTER: Brentwood Academy 34, MBA 31

		Time	1st Downs				Conversions				
Quarter Summary	Score	Poss	R	P	X	T	3rd	4th	Rushing	Passing	Penalties
MBA	3	05:35	2	1	0	3	0-1	0-0	8-34	2-2-0-26	1-10
Brentwood Academy	3	06:25	4	1	0	5	2-3	0-0	11-74	2-3-1-25	1-11

Quickie Statistics (3rd quarter)
MBA vs Brentwood Academy (Dec 03, 2015 at Cookeville, Tenn.)

	MBA	BRENT
Score	31	34
FIRST DOWNS	15	21
RUSHES-YARDS (NET)	31-209	28-211
PASSING YDS (NET)	193	244
Passes Att-Comp-Int	11-7-0	20-14-1
TOTAL OFFENSE PLAYS-YARDS	42-402	48-455
Fumble Returns-Yards	0-0	1-5
Punt Returns-Yards	0-0	0-0
Kickoff Returns-Yards	2-56	4-49
Interception Returns-Yards	1-13	0-0
Punts (Number-Avg)	1-24.0	0-0.0
Fumbles-Lost	1-1	0-0
Penalties-Yards	4-40	3-26
Possession Time	17:34	18:26
Third-Down Conversions	2 of 5	5 of 7
Fourth-Down Conversions	1 of 1	0 of 0

MBA

Rushing	No.	Gain	Loss	Net	TD	Lg	Avg
Ty Chandler	27	201	6	195	2	34	7.2
Glenn Coleman	3	11	0	11	1	8	3.7
Harold Turks	1	3	0	3	0	3	3.0

Passing	C-A-I	Yds	TD	Long	Sack
Glenn Coleman	7-11-0	193	1	72	0

Receiving	No.	Yards	TD	Long
Montgomery Owen	2	107	0	72
Ty Chandler	2	41	1	39
Jake Evans	2	20	0	19
Chapman Malone	1	25	0	25

Punting	No.	Yds	Avg	Long	In20	TB
Gray Adelman	1	24	24.0	24	0	0

Punt Returns	No.	Yards	TD	Long

Kick Returns	No.	Yards	TD	Long
Montgomery Owe	2	56	0	29

Tackles	UA-A	Total	Sacks	TFL
Sam Sullivan	8-1	9	0.0	1.5
Charles West	4-2	6	0.0	0.5
D'On Coofer	4-1	5	0.0	0.5

Brentwood Academy

Rushing	No.	Gain	Loss	Net	TD	Lg	Avg
Jeremiah Oatsvall	15	103	1	102	1	26	6.8
Camron Johnson	3	63	0	63	1	24	21.0
Prince Momodu	10	50	4	46	0	17	4.6

Passing	C-A-I	Yds	TD	Long	Sack
Jeremiah Oatsvall	14-20-1	244	2	51	0

Receiving	No.	Yards	TD	Long
Camron Johnson	6	106	0	51
Daniel Taylor	5	119	1	40
Lawrence Segree	1	14	0	14
Jack McDonald	1	3	1	3

Punting	No.	Yds	Avg	Long	In20	TB

Punt Returns	No.	Yards	TD	Long

Kick Returns	No.	Yards	TD	Long
Camron Johnson	3	35	0	13
Coutrell Plair	1	14	0	14

Tackles	UA-A	Total	Sacks	TFL
Brock Schoenwald	7-0	7	0.0	0.0
Evan Beddoe	4-0	4	0.0	0.0
Camron Johnson	4-0	4	0.0	0.0

Qtr	Time	Scoring Play	V-H
1st	08:12	MBA - Ty Chandler 1 yd run (Dean Cheevers kick), 7-66 3:48	7 - 0
	06:30	BRENT - Jeremiah Oatsvall 10 yd run (Isaac Way kick), 6-65 1:42	7 - 7
	03:48	MBA - Ty Chandler 3 yd run (Dean Cheevers kick), 9-80 2:42	14 - 7
	00:10	BRENT - Camron Johnson 22 yd run (Isaac Way kick), 9-85 3:38	14 - 14
2nd	11:52	MBA - Glenn Coleman 8 yd run (Dean Cheevers kick), 2-80 0:18	21 - 14
	09:54	BRENT - Daniel Taylor 24 yd pass from Jeremiah Oatsvall (Isaac Way kick), 6-78 1:58	21 - 21
	06:42	MBA - Ty Chandler 39 yd pass from Glenn Coleman (Dean Cheevers kick), 8-80 3:12	28 - 21
	03:12	BRENT - Jack McDonald 3 yd pass from Jeremiah Oatsvall (Isaac Way kick), 8-80 3:30	28 - 28
	00:00	BRENT - Isaac Way 34 yd field goal, 6-63 1:13	28 - 31
3rd	05:33	BRENT - Isaac Way 24 yd field goal, 4--1 1:58	28 - 34
	00:47	MBA - Dean Cheevers 26 yd field goal, 9-62 4:46	31 - 34

Play-by-Play Summary (4th quarter)
MBA vs Brentwood Academy (Dec 03, 2015 at Cookeville, Tenn.)

1-10	MBA 31	Start of 4th quarter, clock 12:00.	
1-10	MBA 31	Momodu rush for 4 yards to the MBA27 (Bruton).	
2-6	MBA 27	Momodu rush for loss of 4 yards to the MBA31 (Sullivan).	
3-10	MBA 31	Oatsvall rush for 6 yards to the MBA25 (Coofer).	
4-4	MBA 25	Way field goal attempt from 42 GOOD, clock 10:04.	

Brentwood Academy 37, MBA 31

6 plays, 40 yards, 2:58

Way kickoff 59 yards to the MBA1, Chandler return 99 yards to the BRENT0, TOUCHDOWN, clock 09:49.

1-G	Brent 03	Cheevers kick attempt good.	

MBA 38, Brentwood Academy 37

0 plays, 0 yards, 0:15

Cheevers kickoff 60 yards to the BRENT0, touchback.

BRENTWOOD ACADEMY drive start at 09:49.

1-10	Brent 20	Oatsvall pass complete to C. Johnson for 16 yards to the BRENT36, 1ST DOWN BRENT (Wade).	P22
1-10	Brent 36	Momodu rush for loss of 1 yard to the BRENT35 (G. Pollock).	
2-11	Brent 35	Oatsvall rush for 4 yards to the BRENT39 (King), PENALTY BRENT illegal block (Segree) 10 yards to the BRENT29.	
2-17	Brent 29	2nd and 17.	
2-17	Brent 29	Oatsvall pass incomplete to D. Taylor.	
3-17	Brent 29	Oatsvall pass incomplete to Segree.	
4-17	Brent 29	PENALTY MBA personal foul 15 yards to the BRENT44.	
4-2	Brent 44	Oatsvall pass incomplete to Plair.	

6 plays, 24 yards, 1:50

MBA drive start at 07:59.

1-10	Brent 44	Chandler rush for 6 yards to the BRENT38 (C. Johnson).	
2-4	Brent 38	Chandler rush for 6 yards to the BRENT32, 1ST DOWN MBA (DiPasquale).	R16
1-10	Brent 32	PENALTY MBA false start (Evans) 5 yards to the BRENT37.	
1-15	Brent 37	Chandler rush for no gain to the BRENT37 (Adams).	
2-15	Brent 37	Chandler rush for 1 yard to the BRENT36 (Adams).	
3-14	Brent 36	Timeout MBA, clock 05:13.	
3-14	Brent 36	Coleman pass complete to Malone for 18 yards to the BRENT18, 1ST DOWN MBA (Plair).	P17
1-10	Brent 18	Chandler rush for 2 yards to the BRENT16 (Hopkins;Adams).	
2-8	Brent 16	Chandler rush for 3 yards to the BRENT13 (Cline).	
3-5	Brent 13	Chandler rush for 9 yards to the BRENT4, 1ST DOWN MBA (Beddoe).	R18
1-G	Brent 04	PENALTY BRENT IS 2 yards to the BRENT2.	
1-G	Brent 02	Chandler rush for 2 yards to the BRENT0, TOUCHDOWN, clock 02:41.	
1-G	Brent 03	Cheevers kick attempt good.	

MBA 45, Brentwood Academy 37

9 plays, 44 yards, 5:18

Cheevers kickoff 56 yards to the BRENT4, C. Johnson return 37 yards to the BRENT41 (Green).

BRENTWOOD ACADEMY drive start at 02:41.

1-10	Brent 41	Oatsvall rush for 5 yards to the BRENT46 (Coofer).	
2-5	Brent 46	Oatsvall pass incomplete to C. Johnson (Mulloy).	
3-5	Brent 46	Oatsvall pass complete to D. Taylor for 18 yards to the MBA36, 1ST DOWN BRENT (West).	P23
1-10	MBA 36	Momodu rush for 5 yards to the MBA31 (Coofer).	
2-5	MBA 31	Oatsvall pass complete to C. Johnson for 2 yards to the MBA29 (C. Allen).	
3-3	MBA 29	Timeout Brentwood Academy, clock 01:22.	
3-3	MBA 29	Oatsvall rush for 27 yards to the MBA2, 1ST DOWN BRENT (Bruton).	R24
1-G	MBA 02	Momodu rush for 2 yards to the MBA0, TOUCHDOWN, clock 01:01.	
1-G	MBA 03	Timeout MBA, clock 01:01.	
1-G	MBA 03	Timeout MBA, clock 01:01.	
1-G	MBA 03	PENALTY MBA encroachment 2 yards to the MBA1.	
1-G	MBA 01	Momodu rush attempt good.	

Brentwood Academy 45, MBA 45

7 plays, 59 yards, 1:40

Way kickoff 30 yards to the MBA30, out-of-bounds, MBA ball on MBA35.

MBA drive start at 01:01.

1-10	MBA 35	Chandler rush for 9 yards to the MBA44 (T. Taylor).	
2-1	MBA 44	Chandler rush for 1 yard to the MBA45, 1ST DOWN MBA, out-of-bounds (Beddoe).	R19
1-10	MBA 45	PENALTY MBA false start 5 yards to the MBA40.	
1-15	MBA 40	Chandler rush for 15 yards to the BRENT45, 1ST DOWN MBA (C. Johnson).	R20
1-10	Brent 45	PENALTY MBA delay of game 5 yards to the 50 yardline.	
1-15	MBA 50	1st and 10.	
1-10	MBA 50	Chandler rush for 9 yards to the BRENT41 (Beddoe).	
2-1	Brent 41	TEAM pass incomplete.	
3-1	Brent 41	Coleman pass incomplete to Malone (Plair).	
4-1	Brent 41	Timeout Brentwood Academy, clock 00:02.	

Play-by-Play Summary (4th quarter)
MBA vs Brentwood Academy (Dec 03, 2015 at Cookeville, Tenn.)

4-1 Brent 41 Coleman pass incomplete to Owen (Plair).

7 plays, 24 yards, 1:01

BRENTWOOD ACADEMY drive start at 00:00.

END OF 4th QUARTER: Brentwood Academy 45, MBA 45

Quarter Summary	Score	Time Poss	1st Downs R	P	X	T	Conversions 3rd	4th	Rushing	Passing	Penalties
MBA	14	06:19	4	1	0	5	2-3	0-1	12-63	1-4-0-18	5-32
Brentwood Academy	11	05:41	1	2	0	3	2-4	0-1	9-48	3-7-0-36	2-12

Quickie Statistics (4th quarter)
MBA vs Brentwood Academy (Dec 03, 2015 at Cookeville, Tenn.)

	MBA	BRENT
Score	45	45
FIRST DOWNS	20	24
RUSHES-YARDS (NET)	43-272	37-259
PASSING YDS (NET)	211	280
Passes Att-Comp-Int	15-8-0	27-17-1
TOTAL OFFENSE PLAYS-YARDS	58-483	64-539
Fumble Returns-Yards	0-0	1-5
Punt Returns-Yards	0-0	0-0
Kickoff Returns-Yards	3-155	5-86
Interception Returns-Yards	1-13	0-0
Punts (Number-Avg)	1-24.0	0-0.0
Fumbles-Lost	1-1	0-0
Penalties-Yards	9-72	5-38
Possession Time	23:53	24:07
Third-Down Conversions	4 of 8	7 of 11
Fourth-Down Conversions	1 of 2	0 of 1

MBA

Rushing	No.	Gain	Loss	Net	TD	Lg	Avg
Ty Chandler	39	264	6	258	3	34	6.6
Glenn Coleman	3	11	0	11	1	8	3.7
Harold Turks	1	3	0	3	0	3	3.0

Passing	C-A-I	Yds	TD	Long	Sack
Glenn Coleman	8-14-0	211	1	72	0
TEAM	0-1-0	0	0	0	0

Receiving	No.	Yards	TD	Long
Montgomery Owen	2	107	0	72
Chapman Malone	2	43	0	25
Ty Chandler	2	41	1	39
Jake Evans	2	20	0	19

Punting	No.	Yds	Avg	Long	In20	TB
Gray Adelman	1	24	24.0	24	0	0

Punt Returns	No.	Yards	TD	Long

Kick Returns	No.	Yards	TD	Long
Montgomery Owe	2	56	0	29
Ty Chandler	1	99	1	99

Tackles	UA-A	Total	Sacks	TFL
Sam Sullivan	9-1	10	0.0	2.5
D'On Coofer	7-1	8	0.0	0.5

Brentwood Academy

Rushing	No.	Gain	Loss	Net	TD	Lg	Avg
Jeremiah Oatsvall	19	145	1	144	1	27	7.6
Camron Johnson	3	63	0	63	1	24	21.0
Prince Momodu	15	61	9	52	1	17	3.5

Passing	C-A-I	Yds	TD	Long	Sack
Jeremiah Oatsvall	17-27-1	280	2	51	0

Receiving	No.	Yards	TD	Long
Camron Johnson	8	124	0	51
Daniel Taylor	6	137	1	40
Lawrence Segree	1	14	0	14
Jack McDonald	1	3	1	3

Punting	No.	Yds	Avg	Long	In20	TB

Punt Returns	No.	Yards	TD	Long

Kick Returns	No.	Yards	TD	Long
Camron Johnson	4	72	0	37
Coutrell Plair	1	14	0	14

Tackles	UA-A	Total	Sacks	TFL
Brock Schoenwald	7-0	7	0.0	0.0
Evan Beddoe	7-0	7	0.0	0.0

Qtr	Time	Scoring Play	V-H
1st	08:12	MBA - Ty Chandler 1 yd run (Dean Cheevers kick), 7-66 3:48	7 - 0
	06:30	BRENT - Jeremiah Oatsvall 10 yd run (Isaac Way kick), 6-65 1:42	7 - 7
	03:48	MBA - Ty Chandler 3 yd run (Dean Cheevers kick), 9-80 2:42	14 - 7
	00:10	BRENT - Camron Johnson 22 yd run (Isaac Way kick), 9-85 3:38	14 - 14
2nd	11:52	MBA - Glenn Coleman 8 yd run (Dean Cheevers kick), 2-80 0:18	21 - 14
	09:54	BRENT - Daniel Taylor 24 yd pass from Jeremiah Oatsvall (Isaac Way kick), 6-78 1:58	21 - 21
	06:42	MBA - Ty Chandler 39 yd pass from Glenn Coleman (Dean Cheevers kick), 8-80 3:12	28 - 21
	03:12	BRENT - Jack McDonald 3 yd pass from Jeremiah Oatsvall (Isaac Way kick), 8-80 3:30	28 - 28
	00:00	BRENT - Isaac Way 34 yd field goal, 6-63 1:13	28 - 31
3rd	05:33	BRENT - Isaac Way 24 yd field goal, 4--1 1:58	28 - 34
	00:47	MBA - Dean Cheevers 26 yd field goal, 9-62 4:46	31 - 34
4th	10:04	BRENT - Isaac Way 42 yd field goal, 6-40 2:58	31 - 37
	09:49	MBA - Ty Chandler 99 yd kickoff return (Dean Cheevers kick)	38 - 37
	02:41	MBA - Ty Chandler 2 yd run (Dean Cheevers kick), 9-44 5:18	45 - 37
	01:01	BRENT - Prince Momodu 2 yd run (Prince Momodu rush), 7-59 1:40	45 - 45

Play-by-Play Summary (OT quarter)
MBA vs Brentwood Academy (Dec 03, 2015 at Cookeville, Tenn.)

Overtime: MBA has won the toss and elects to play defense.
Brentwood Academy will be on offense first.
Play will be at the north end of the field.

		Start of OT quarter, clock 12:00.
1-10	Brent 41	Change of possession, BRENT ball on MBA10, 1st and 10.
1-G	MBA 10	BRENT ball on MBA10.
1-G	MBA 10	Oatsvall pass incomplete to McDonald.
2-G	MBA 10	Oatsvall rush for 3 yards to the MBA7 (Coofer).
3-G	MBA 07	Oatsvall rush for 2 yards to the MBA5 (West;C. Allen).
4-G	MBA 05	Way field goal attempt from 22 GOOD, clock 12:00.

Brentwood Academy 48, MBA 45

1-G	Brent 40	Change of possession, MBA ball on BRENT10, 1st and 10.

4 plays, 5 yards, 0:00

MBA drive start at 12:00.

1-G	Brent 10	Chandler rush for no gain to the BRENT10 (Adams).
2-G	Brent 10	Chandler rush for no gain to the BRENT10 (Higgs).
3-G	Brent 10	Coleman pass incomplete to Malone (Plair).
4-G	Brent 10	Timeout Brentwood Academy, clock 12:00.
4-G	Brent 10	Cheevers field goal attempt from 27 GOOD, clock 12:00.

Brentwood Academy 48, MBA 48

1-G	MBA 40	Change of possession, MBA ball on BRENT10, 1st and 10.

4 plays, 0 yards, 0:00

MBA drive start at 12:00.

1-G	Brent 10	Coleman pass complete to Evans for 10 yards to the BRENT0, TOUCHDOWN, clock 12:00.
1-G	Brent 03	Cheevers kick attempt good.

MBA 55, Brentwood Academy 48

1-G	MBA 40	Change of possession, BRENT ball on MBA10, 1st and 10.

1 play, 10 yards, 0:00

BRENTWOOD ACADEMY drive start at 12:00.

1-G	MBA 10	Oatsvall rush for 2 yards to the MBA8 (Owen;Mulloy).
2-G	MBA 08	Oatsvall pass incomplete to Beddoe.
3-G	MBA 08	Oatsvall rush for 8 yards to the MBA0, TOUCHDOWN, clock 12:00.
1-G	MBA 03	Timeout MBA, clock 12:00.
1-G	MBA 03	Oatsvall pass attempt to C. Johnson good.

Brentwood Academy 56, MBA 55

3 plays, 10 yards, 0:00

Brentwood Academy 56, MBA 55

		Time	1st Downs				Conversions				
Quarter Summary	Score	Poss	R	P	X	T	3rd	4th	Rushing	Passing	Penalties
MBA	10	00:00	13	6	1	20	4-8	1-2	43-272	8-15-0-211	9-72
Brentwood Academy	11	00:00	13	10	1	24	7-11	0-1	37-259	17-27-1-280	5-38

Quickie Statistics (OT quarter)
MBA vs Brentwood Academy (Dec 03, 2015 at Cookeville, Tenn.)

	MBA	BRENT
Score	55	56
FIRST DOWNS	20	24
RUSHES-YARDS (NET)	45-272	41-274
PASSING YDS (NET)	221	280
Passes Att-Comp-Int	17-9-0	29-17-1
TOTAL OFFENSE PLAYS-YARDS	62-493	70-554
Fumble Returns-Yards	0-0	1-5
Punt Returns-Yards	0-0	0-0
Kickoff Returns-Yards	3-155	5-86
Interception Returns-Yards	1-13	0-0
Punts (Number-Avg)	1-24.0	0-0.0
Fumbles-Lost	1-1	0-0
Penalties-Yards	9-72	5-38
Possession Time	23:53	24:07
Third-Down Conversions	4 of 9	8 of 13
Fourth-Down Conversions	1 of 2	0 of 1

MBA

Rushing	No.	Gain	Loss	Net	TD	Lg	Avg
Ty Chandler	41	264	6	258	3	34	6.3
Glenn Coleman	3	11	0	11	1	8	3.7
Harold Turks	1	3	0	3	0	3	3.0

Passing	C-A-I	Yds	TD	Long	Sack
Glenn Coleman	9-16-0	221	2	72	0
TEAM	0-1-0	0	0	0	0

Receiving	No.	Yards	TD	Long
Jake Evans	3	30	1	19
Montgomery Owen	2	107	0	72
Chapman Malone	2	43	0	25
Ty Chandler	2	41	1	39

Punting	No.	Yds	Avg	Long	In20	TB
Gray Adelman	1	24	24.0	24	0	0

Punt Returns	No.	Yards	TD	Long

Kick Returns	No.	Yards	TD	Long
Montgomery Owe	2	56	0	29
Ty Chandler	1	99	1	99

Tackles	UA-A	Total	Sacks	TFL
Sam Sullivan	9-1	10	0.0	2.5
D'On Coofer	8-1	9	0.0	0.5

Brentwood Academy

Rushing	No.	Gain	Loss	Net	TD	Lg	Avg
Jeremiah Oatsvall	23	160	1	159	2	27	6.9
Camron Johnson	3	63	0	63	1	24	21.0
Prince Momodu	15	61	9	52	1	17	3.5

Passing	C-A-I	Yds	TD	Long	Sack
Jeremiah Oatsvall	17-29-1	280	2	51	0

Receiving	No.	Yards	TD	Long
Camron Johnson	8	124	0	51
Daniel Taylor	6	137	1	40
Lawrence Segree	1	14	0	14
Jack McDonald	1	3	1	3

Punting	No.	Yds	Avg	Long	In20	TB

Punt Returns	No.	Yards	TD	Long

Kick Returns	No.	Yards	TD	Long
Camron Johnson	4	72	0	37
Coutrell Plair	1	14	0	14

Tackles	UA-A	Total	Sacks	TFL
Brandon Adams	4-4	8	0.0	0.5
Evan Beddoe	7-0	7	0.0	0.0

Qtr	Time	Scoring Play	V-H
1st	08:12	MBA - Ty Chandler 1 yd run (Dean Cheevers kick), 7-66 3:48	7 - 0
	06:30	BRENT - Jeremiah Oatsvall 10 yd run (Isaac Way kick), 6-65 1:42	7 - 7
	03:48	MBA - Ty Chandler 3 yd run (Dean Cheevers kick), 9-80 2:42	14 - 7
	00:10	BRENT - Camron Johnson 22 yd run (Isaac Way kick), 9-85 3:38	14 - 14
2nd	11:52	MBA - Glenn Coleman 8 yd run (Dean Cheevers kick), 2-80 0:18	21 - 14
	09:54	BRENT - Daniel Taylor 24 yd pass from Jeremiah Oatsvall (Isaac Way kick), 6-78 1:58	21 - 21
	06:42	MBA - Ty Chandler 39 yd pass from Glenn Coleman (Dean Cheevers kick), 8-80 3:12	28 - 21
	03:12	BRENT - Jack McDonald 3 yd pass from Jeremiah Oatsvall (Isaac Way kick), 8-80 3:30	28 - 28
	00:00	BRENT - Isaac Way 34 yd field goal, 6-63 1:13	28 - 31
3rd	05:33	BRENT - Isaac Way 24 yd field goal, 4--1 1:58	28 - 34
	00:47	MBA - Dean Cheevers 26 yd field goal, 9-62 4:46	31 - 34
4th	10:04	BRENT - Isaac Way 42 yd field goal, 6-40 2:58	31 - 37
	09:49	MBA - Ty Chandler 99 yd kickoff return (Dean Cheevers kick)	38 - 37
	02:41	MBA - Ty Chandler 2 yd run (Dean Cheevers kick), 9-44 5:18	45 - 37
	01:01	BRENT - Prince Momodu 2 yd run (Prince Momodu rush), 7-59 1:40	45 - 45
OT	12:00	BRENT - Isaac Way 22 yd field goal, 4-5 0:00	45 - 48
	12:00	MBA - Dean Cheevers 27 yd field goal, 4-0 0:00	48 - 48
	12:00	MBA - Jake Evans 10 yd pass from Glenn Coleman (Dean Cheevers kick), 1-10 0:00	55 - 48
	12:00	BRENT - Jeremiah Oatsvall 8 yd run (Camron Johnson pass from Oatsvall), 3-10 0:00	55 - 56

2014 Division II Class AA Football Playoffs

November 7 - December 4, 2014

First Round

W #4 St. Benedict (5-5) 20
Game 101
Fri. Nov. 7 7:00 PM
W #3 Briarcrest (6-4) 23

Bye
Game 102
Fri. Nov. 7 7:00 PM
E/M #1 Ensworth (8-1)

E/M #3 Brentwood Academy (8-2)
Game 103
Fri. Nov. 7 7:00 PM
Bye

Bye
Game 104
Fri. Nov. 7 7:00 PM
W #2 MUS (7-3)

E/M #7 Pope John Paul (3-7) 14
Game 105
Fri. Nov. 7 7:00 PM
E/M #4 McCallie (8-2) 64

Bye
Game 106
Fri. Nov. 7 7:00 PM
E/M #2 MBA (8-2)

E/M #6 Father Ryan (5-5) 21
Game 107
Fri. Nov. 7 7:00 PM
E/M #5 Baylor (6-4) 28

Bye
Game 108
Fri. Nov. 7 7:00 PM
W #1 Christian Brothers (6-4)

Quarterfinals

Briarcrest 6
Game 201
Fri. Nov. 14 7:00 PM
Ensworth 42

Brentwood Academy 28
Game 202
Fri. Nov. 14 7:00 PM
MUS 30

McCallie 14
Game 203
Fri. Nov. 14 7:00 PM
MBA 43

Baylor 10
Game 204
Fri. Nov. 14 7:00 PM
Christian Brothers 7

Semifinals

Ensworth 27
Game 301
Fri. Nov. 21 7:00 PM
MUS 24

MBA 31
Game 302
Fri. Nov. 21 7:00 PM
Baylor 29

Championship

Ensworth 7
Game 401
Thu. Dec. 4 7:00 PM
BlueCross Bowl @ TN Tech
MBA 10

MBA
STATE CHAMPION

Notes:

2013 Division II Class AA Football Playoffs

November 8 - December 5, 2013

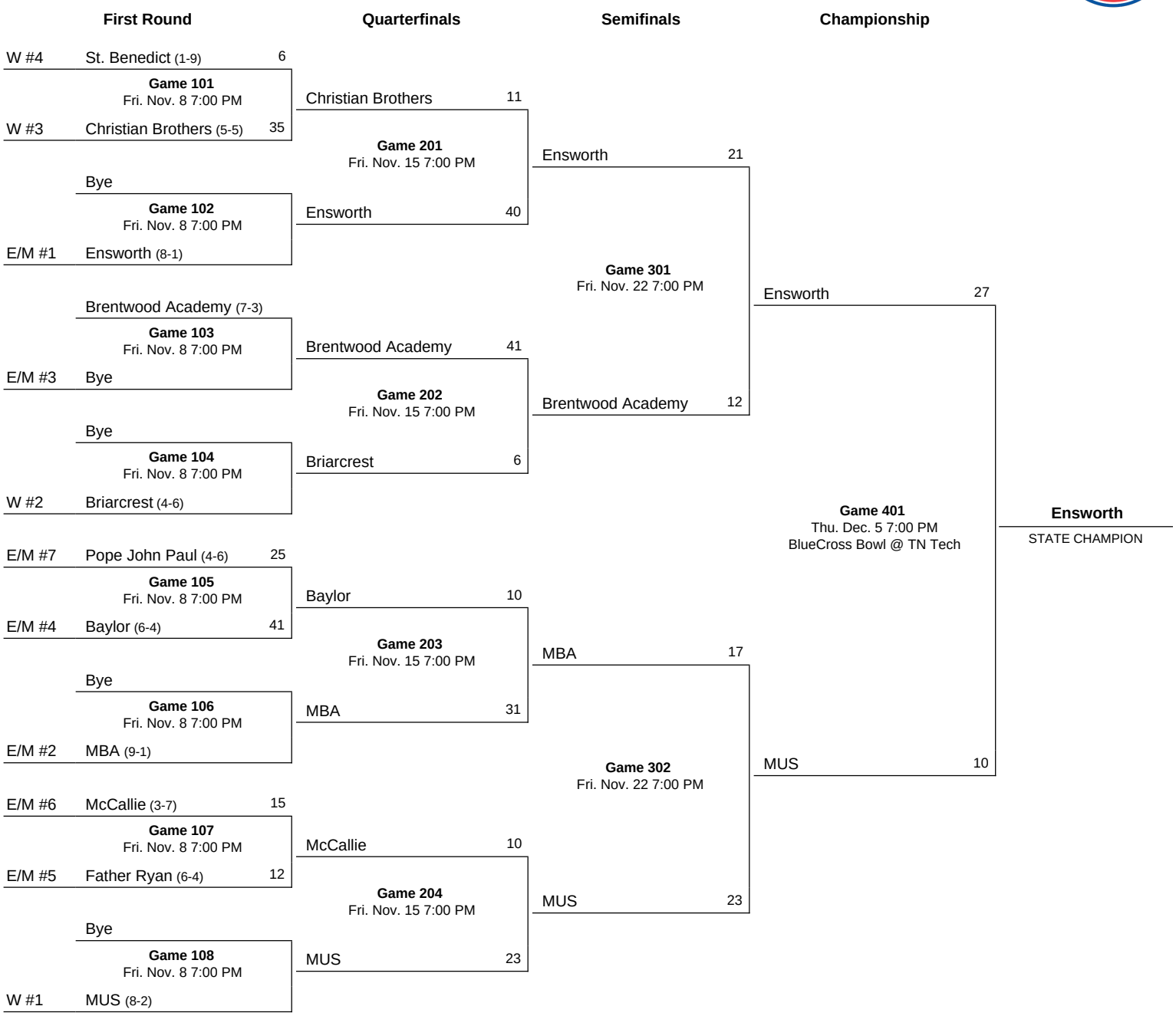

Notes:

2012 Division II Class AA Football Playoffs

November 2 - November 29, 2012

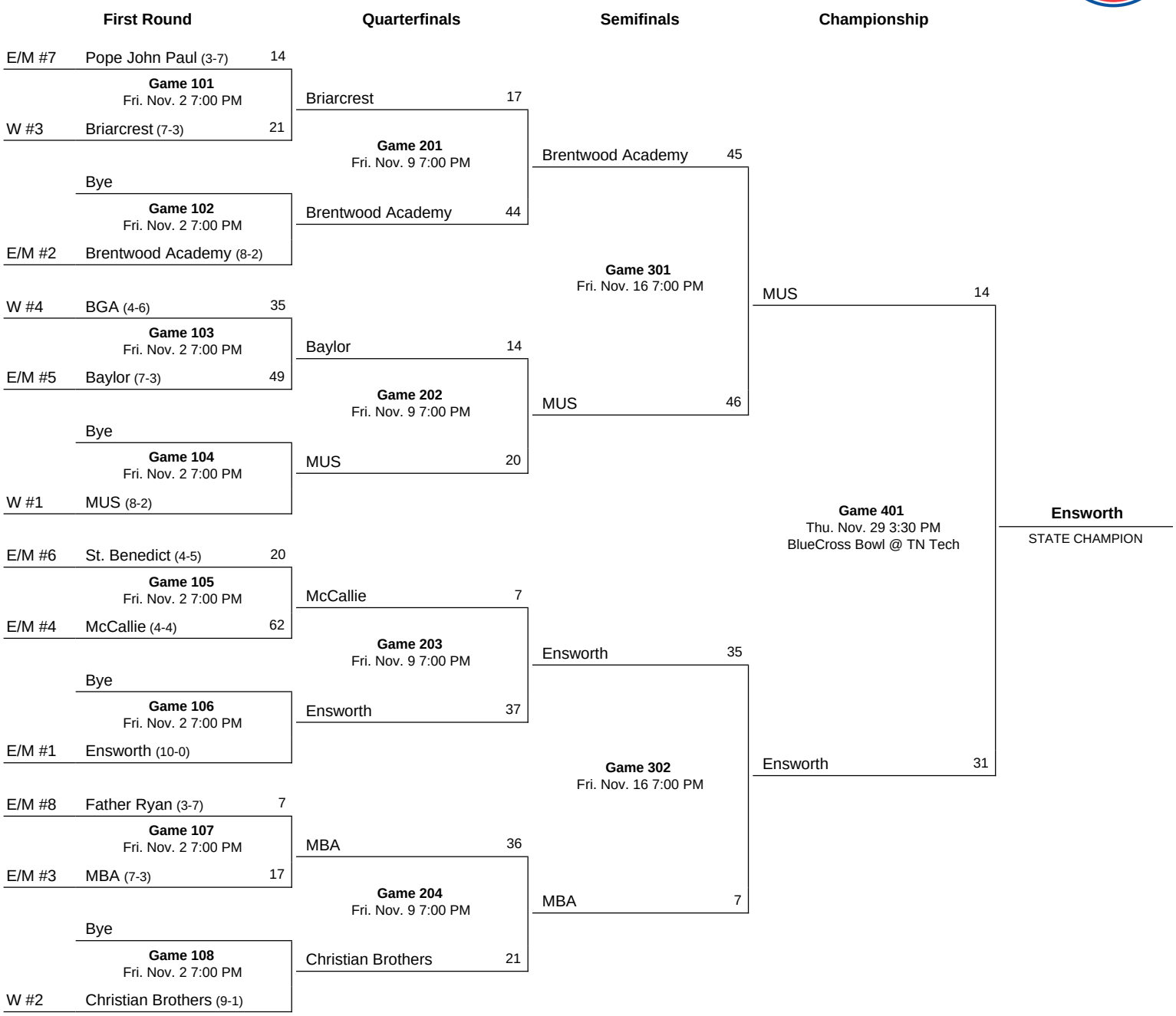

Notes:

2011 Division II Class AA Football Playoffs

November 4 - December 1, 2011

First Round

E/M #7 Father Ryan (4-6) 17
Game 101
Fri. Nov. 4 7:00 PM
W #3 St. Benedict (6-3) 0

Bye
Game 102
Fri. Nov. 4 7:00 PM
E/M #2 Ensworth (9-1)

W #4 McCallie (4-5) 24
Game 103
Fri. Nov. 4 7:00 PM
E/M #5 BGA (7-3) 17

Bye
Game 104
Fri. Nov. 4 7:00 PM
W #1 MUS (7-3)

E/M #6 Briarcrest (4-6) 14
Game 105
Fri. Nov. 4 7:00 PM
E/M #4 MBA (5-5) 40

Bye
Game 106
Fri. Nov. 4 7:00 PM
E/M #1 Baylor (9-1)

E/M #8 Pope John Paul (2-8) 21
Game 107
Fri. Nov. 4 7:00 PM
E/M #3 Brentwood Academy (8-2) 48

Bye
Game 108
Fri. Nov. 4 7:00 PM
W #2 Christian Brothers (8-2)

Quarterfinals

Father Ryan 17
Game 201
Fri. Nov. 11 7:00 PM
Ensworth 42

McCallie 21
Game 202
Fri. Nov. 11 7:00 PM
MUS 38

MBA 10
Game 203
Fri. Nov. 11 7:00 PM
Baylor 20

Brentwood Academy 34
Game 204
Fri. Nov. 11 7:00 PM
Christian Brothers 37

Semifinals

Ensworth 28
Game 301
Fri. Nov. 18 7:00 PM
MUS 0

Baylor 31
Game 302
Fri. Nov. 18 7:00 PM
Christian Brothers 28

Championship

Ensworth 48
Game 401
Thu. Dec. 1 7:00 PM
BlueCross Bowl @ TN Tech
Baylor 10

Ensworth
STATE CHAMPION

Notes:

2010 Division II Class AA Football Playoffs

November 5 - December 2, 2010

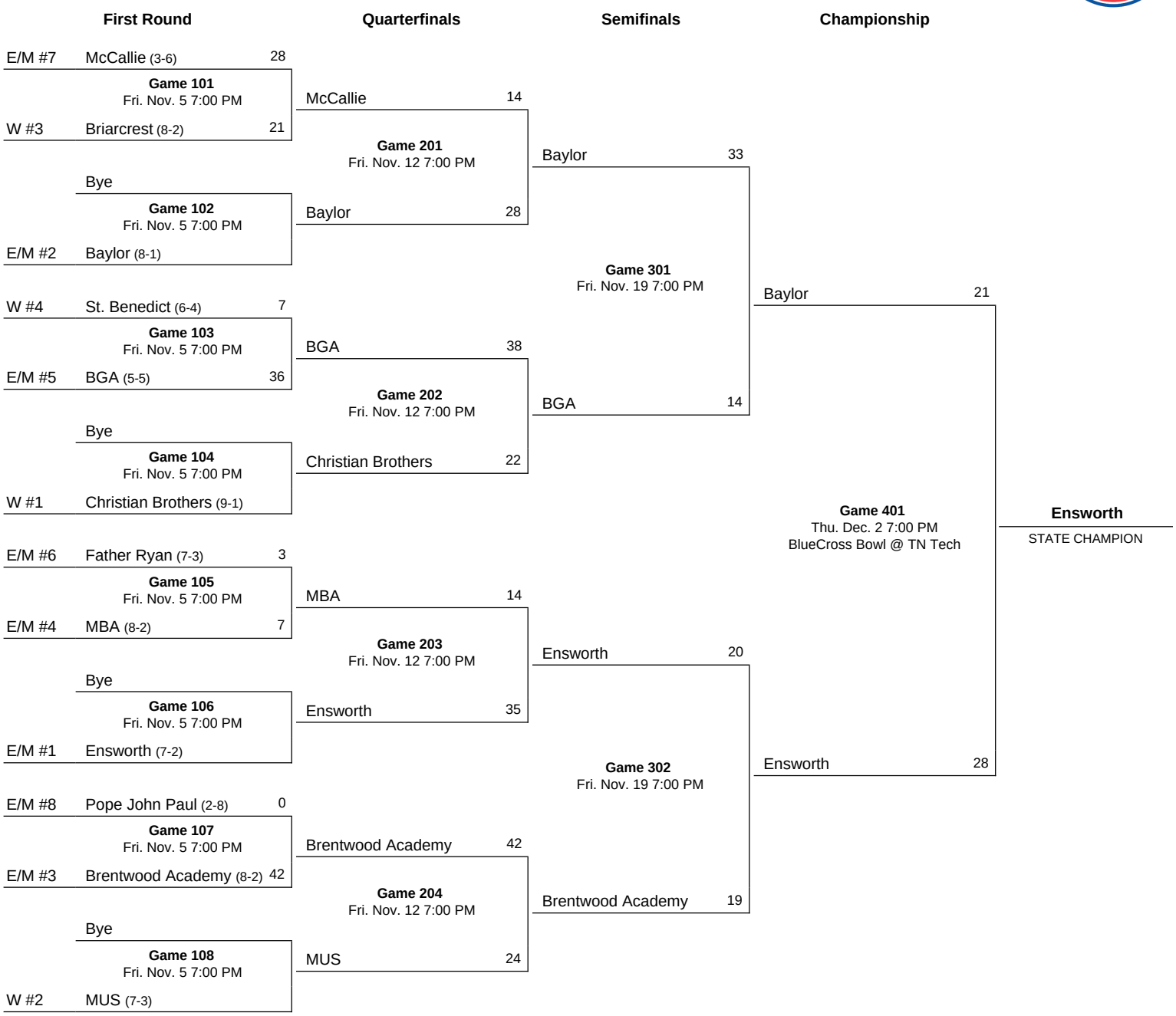

Notes:

2009 Division II Class AA Football Playoffs

November 6 - December 3, 2009

First Round

E/M #7 McCallie (4-6) 29
Game 101
Fri. Nov. 6 7:00 PM
W #3 Briarcrest (6-4) 36

Bye
Game 102
Fri. Nov. 6 7:00 PM
E/M #2 Father Ryan (7-3)

W #4 St. Benedict (3-7) 10
Game 103
Fri. Nov. 6 7:00 PM
E/M #5 Baylor (6-4) 42

Bye
Game 104
Fri. Nov. 6 7:00 PM
W #1 MUS (10-0)

E/M #6 BGA (5-5) 10
Game 105
Fri. Nov. 6 7:00 PM
E/M #4 MBA (6-4) 45

Bye
Game 106
Fri. Nov. 6 7:00 PM
E/M #1 Ensworth (10-0)

E/M #8 Pope John Paul (2-8) 7
Game 107
Fri. Nov. 6 7:00 PM
E/M #3 Brentwood Academy (6-3) 61

Bye
Game 108
Fri. Nov. 6 7:00 PM
W #2 Christian Brothers (8-2)

Quarterfinals

Briarcrest 35
Game 201
Fri. Nov. 13 7:00 PM
Father Ryan 45

Baylor 7
Game 202
Fri. Nov. 13 7:00 PM
MUS 38

MBA 27
Game 203
Fri. Nov. 13 7:00 PM
Ensworth 24

Brentwood Academy 31
Game 204
Fri. Nov. 13 7:00 PM
Christian Brothers 21

Semifinals

Father Ryan 15
Game 301
Fri. Nov. 20 7:00 PM
MUS 23

MBA 42
Game 302
Fri. Nov. 20 7:00 PM
Brentwood Academy 41

Championship

MUS 27
Game 401
Thu. Dec. 3 7:00 PM
BlueCross Bowl @ TN Tech
MBA 17

MUS
STATE CHAMPION

Notes:

2008 Division II Class AA Football Playoffs

November 7 - November 25, 2008 ·

Game 7101
Fri. Nov. 7 7:00 PM

#1E/M	Ensworth (10-0)	34
#5E/M	McCallie (6-4)	17

Game 7102
Fri. Nov. 7 7:00 PM

#2W	Briarcrest (7-3)	6
#3E/M	Brentwood Academy (6-4)	40

Game 7103
Fri. Nov. 7 7:00 PM

#2E/M	MBA (9-1)	34
#3W	Christian Brothers (7-3)	0

Game 7104
Fri. Nov. 7 7:00 PM

#1W	MUS (10-0)	49
#4E/M	BGA (8-2)	21

Game 7201
Fri. Nov. 7 7:00 PM

Ensworth	24
Brentwood Academy	27

Game 7202
Fri. Nov. 7 7:00 PM

MBA	7
MUS	35

Game 7301
Tue. Nov. 25 7:00 PM
BlueCross Bowl @ MTSU

Brentwood Academy	18
MUS	38

MUS
STATE CHAMPION

Notes:

Scoring Summary

Scoring Summary (Final)
2008 Blue Cross Bowl
Memphis Univ. School vs Brentwood Academy (Nov 25, 2008 at Murfreesboro, Tenn.)

Memphis Univ. School (13-0) vs. Brentwood Academy (8-5)
Date: Nov 25, 2008 • Site: Murfreesboro, Tenn. • Stadium: Floyd • Attendance:

Score by Quarters	1	2	3	4	Score
Memphis Univ. School	**14**	**17**	**7**	**0**	**38**
Brentwood Academy	**0**	**0**	**6**	**12**	**18**

SCORING SUMMARY				MUS -BA
1st	04:58	MUS	Tillman, David 13 yd pass from Brunetti, Barry (Kauffman, C. kick)	
			3 plays, 48 yards, TOP 1:03	7 - 0
	02:39	MUS	McBride, Keith 11 yd run (Kauffman, C. kick)	
			4 plays, 17 yards, TOP 1:28	14 - 0
2nd	10:09	MUS	Kauffman, C. 40 yd field goal	
			12 plays, 47 yards, TOP 3:01	17 - 0
	08:52	MUS	Allmond, S. 12 yd pass from Brunetti, Barry (Kauffman, C. kick)	
			3 plays, 16 yards, TOP 0:44	24 - 0
	07:28	MUS	Reed, Taylor 36 yd pass from Brunetti, Barry (Kauffman, C. kick)	
			1 play, 36 yards, TOP 0:07	31 - 0
3rd	11:39	BA	Tate, Joshua 7 yd run (Nelson, Cody pass failed)	
			1 play, 7 yards, TOP 0:06	31 - 6
	08:54	MUS	Reed, Taylor 10 yd pass from Brunetti, Barry (Kauffman, C. kick)	
			4 plays, 40 yards, TOP 1:17	38 - 6
4th	11:56	BA	Tate, Joshua 1 yd run (Nelson, Cody pass intcpt)	
			10 plays, 29 yards, TOP 4:14	38 - 12
	02:31	BA	Hamby, Matthew 10 yd run (Renfro, Nathan kick failed)	
			7 plays, 94 yards, TOP 1:58	38 - 18

Kickoff time: 6:00 pm • End of Game: 8:17 pm • Total elapsed time: 2:17
Referee: Rchd. McWhirter • Umpire: Jerry Knight • Linesman: Seth Hudson • Line judge: Jimmy Dill • Back judge: Jay Kirtsch • Field judge: O'N. Winters EC • Scorer: Layman/Morris •
Temperature: 41 • Wind: Calm • Weather: Clear
Offensive MVP: Barry Brunetti (#11) MUS
Defensive MVP: Jack Steffner (#71) MUS

Team Statistics

Team Statistics (Final)
2008 Blue Cross Bowl
Memphis Univ. School vs Brentwood Academy (Nov 25, 2008 at Murfreesboro, Tenn.)

Team Totals	MUS	BA
FIRST DOWNS	21	12
Rushing	12	7
Passing	7	4
Penalty	2	1
NET YARDS RUSHING	229	144
Rushing Attempts	43	42
Average Per Rush	5.3	3.4
Rushing Touchdowns	1	3
Yards Gained Rushing	259	175
Yards Lost Rushing	30	31
NET YARDS PASSING	207	134
Completions-Attempts-Int	12-27-1	5-13-0
Average Per Attempt	7.7	10.3
Average Per Completion	17.2	26.8
Passing Touchdowns	4	0
TOTAL OFFENSE YARDS	436	278
Total offense plays	70	55
Average Gain Per Play	6.2	5.1
Fumbles: Number-Lost	5-3	7-6
Penalties: Number-Yards	7-45	6-41
PUNTS-YARDS	3-102	3-124
Average Yards Per Punt	34.0	41.3
Net Yards Per Punt	22.0	35.7
Inside 20	0	1
50+ Yards	0	0
Touchbacks	1	0
Fair catch	0	2
KICKOFFS-YARDS	7-340	2-118
Average Yards Per Kickoff	48.6	59.0
Net Yards Per Kickoff	30.4	41.5
Touchbacks	0	1
Punt returns: Number-Yards-TD	1-17-0	2-16-0
Average Per Return	17.0	8.0
Kickoff returns: Number-Yds-TD	2-15-0	7-127-0
Average Per Return	7.5	18.1
Interceptions: Number-Yds-TD	0-0-0	1-39-0
Fumble Returns: Number-Yds-TD	0-0-0	2-62-0
Miscellaneous Yards	0	0
Possession Time	25:30	22:30
1st Quarter	6:12	5:48
2nd Quarter	5:03	6:57
3rd Quarter	6:32	5:28
4th Quarter	7:43	4:17
Third-Down Conversions	5 of 12	2 of 10
Fourth-Down Conversions	0 of 2	1 of 4
Red-Zone Scores-Chances	5-6	3-4
Sacks By: Number-Yards	2-13	0-0
PAT Kicks	5-5	0-1
Field Goals	1-1	0-0

Individual Statistics

Memphis Univ. School

RUSHING	No.	Gain	Loss	Net	TD	Lg	Avg.
Brunetti, Barry	17	85	15	70	0	17	4.1
Allmond, S.	5	65	1	64	0	23	12.8
McBride, Keith	7	62	0	62	1	36	8.9
Tillman, David	7	30	0	30	0	14	4.3
Baty, Forrest	1	14	0	14	0	14	14.0
Folk, Michael	1	2	0	2	0	2	2.0
Finney, Landon	1	1	0	1	0	1	1.0
TEAM	2	0	4	-4	0	0	-2.0
Carson, Johnny	2	0	10	-10	0	0	-5.0
Totals...	43	259	30	229	1	36	5.3

PASSING	Cmp-Att-Int	Yds	TD	Long	Sack
Brunetti, Barry	12-27-1	207	4	40	0
Totals...	12-27-1	207	4	40	0

RECEIVING	No.	Yds	TD	Lg
Reed, Taylor	5	107	2	40
McBride, Keith	3	48	0	26
Allmond, S.	3	39	1	16
Tillman, David	1	13	1	13
Totals...	12	207	4	40

PUNTING	No.	Yds	Avg	Long	In20	TB
Wepfer, Walt	3	102	34.0	38	0	1
Totals...	3	102	34.0	38	0	1

	Punts			Kickoffs			Intercept		
ALL RETURNS	No	Yds	Lg	No	Yds	Lg	No	Yds	Lg
TEAM	0	0	0	1	0	0	0	0	0
Wepfer, Walt	0	0	0	1	15	15	0	0	0
Hillyer, Barry	1	17	17	0	0	0	0	0	0
Totals...	1	17	17	2	15	15	0	0	0

ALL PURPOSE	Rush	Rcv	KR	PR	IR	Total
McBride, Keith	62	48	0	0	0	110
Reed, Taylor	0	107	0	0	0	107
Allmond, S.	64	39	0	0	0	103
Brunetti, Barry	70	0	0	0	0	70
Tillman, David	30	13	0	0	0	43
Hillyer, Barry	0	0	0	17	0	17
Wepfer, Walt	0	0	15	0	0	15
Baty, Forrest	14	0	0	0	0	14
Folk, Michael	2	0	0	0	0	2
Finney, Landon	1	0	0	0	0	1
TEAM	-4	0	0	0	0	-4
Carson, Johnny	-10	0	0	0	0	-10
Totals...	229	207	15	17	0	468

FIELD GOAL ATTEMPTS

Kauffman, C. 2nd 10:09 40 yards Good

KICKOFFS	No.	Yds	TB	OB	Avg.
Kauffman, C.	7	340	0	0	48.6

Brentwood Academy

RUSHING	No.	Gain	Loss	Net	TD	Lg	Avg.
Tate, Joshua	24	130	7	123	2	18	5.1
Caro, Victor	11	28	5	23	0	7	2.1
Hamby, Matthew	1	10	0	10	1	10	10.0
Pleasant, J.	2	7	1	6	0	7	3.0
Nelson, Cody	4	0	18	-18	0	0	-4.5
Totals...	42	175	31	144	3	18	3.4

PASSING	Cmp-Att-Int	Yds	TD	Long	Sack
Nelson, Cody	3-11-0	74	0	45	2
Hamby, Matthew	2-2-0	60	0	46	0
Totals...	5-13-0	134	0	46	2

RECEIVING	No.	Yds	TD	Lg
Garlington, W.	2	37	0	23
Pleasant, J.	1	46	0	46
Brooks, Lucas	1	45	0	45
Luna, D.J.	1	6	0	6
Totals...	5	134	0	46

PUNTING	No.	Yds	Avg	Long	In20	TB
Renfro, Nathan	3	124	41.3	45	1	0
Totals...	3	124	41.3	45	1	0

	Punts			Kickoffs			Intercept		
ALL RETURNS	No	Yds	Lg	No	Yds	Lg	No	Yds	Lg
Pleasant, J.	0	0	0	2	46	32	0	0	0
Luna, D.J.	0	0	0	0	0	0	1	39	39
Berlin, Tyler	0	0	0	1	0	0	0	0	0
Cash, Justin	2	16	16	0	0	0	0	0	0
Caro, Victor	0	0	0	4	81	25	0	0	0
Totals...	2	16	16	7	127	32	1	39	39

ALL PURPOSE	Rush	Rcv	KR	PR	IR	Total
Tate, Joshua	123	0	0	0	0	123
Caro, Victor	23	0	81	0	0	104
Pleasant, J.	6	46	46	0	0	98
Brooks, Lucas	0	45	0	0	0	45
Luna, D.J.	0	6	0	0	39	45
Garlington, W.	0	37	0	0	0	37
Cash, Justin	0	0	0	16	0	16
Hamby, Matthew	10	0	0	0	0	10
Nelson, Cody	-18	0	0	0	0	-18
Totals...	144	134	127	16	39	460

FIELD GOAL ATTEMPTS

KICKOFFS	No.	Yds	TB	OB	Avg.
Renfro, Nathan	2	118	1	0	59.0

FUMBLES: Memphis Univ. School-McBride, Keith 1-0; TEAM 1-1; Carson, Johnny 1-1; Brunetti, Barry 1-0; Tillman, David 1-1. Brentwood Academy-Nelson, Cody 3-3; Caro, Victor 3-2; Cash, Justin 1-1.

Drive Chart

Drive Chart (Final)
2008 Blue Cross Bowl
Memphis Univ. School vs Brentwood Academy (Nov 25, 2008 at Murfreesboro, Tenn.)

	Drive Started				Drive Ended				Consumed		
Team	Qtr	Spot	Time	Obtained	Spot	Time		How Lost	Pl-Yds	TOP	RZ
MUS	1st	M31	10:27	Fumble	M49	07:56		Punt	6-18	2:31	
MUS	1st	B48	06:01	Punt	B00	04:58	*	TOUCHDOWN	3-48	1:03	#
MUS	1st	B17	04:07	Fumble	B00	02:39	*	TOUCHDOWN	4-17	1:28	#
MUS	1st	M30	01:10	Punt	B23	10:09	*	FIELD GOAL	12-47	3:01	#
MUS	2nd	B16	09:36	Fumble	B00	08:52	*	TOUCHDOWN	3-16	0:44	#
MUS	2nd	B36	07:35	Fumble	B00	07:28	*	TOUCHDOWN	1-36	0:07	
MUS	2nd	M14	02:21	Downs	B40	00:00		Interception	7-46	2:21	
MUS	3rd	M49	12:00	Kickoff	B47	11:45		Fumble	1-4	0:15	
MUS	3rd	M17	11:39	Kickoff	M30	10:11		Punt	5-13	1:28	
MUS	3rd	B40	10:11	Fumble	B00	08:54	*	TOUCHDOWN	4-40	1:17	#
MUS	3rd	M10	07:42	Punt	M45	04:10		Fumble	8-35	3:32	
MUS	4th	M46	10:20	Downs	B38	08:50		Punt	4-16	1:30	
MUS	4th	M37	08:11	Fumble	B06	04:29		Downs	8-57	3:42	#
MUS	4th	M20	02:31	Kickoff	M43	00:00		End of half	5-23	2:31	
BA	1st	B27	12:00	Kickoff	M31	10:27		Fumble	4-42	1:33	
BA	1st	B23	07:56	Punt	B20	06:01		Punt	3--3	1:55	
BA	1st	B23	04:58	Kickoff	B17	04:07		Fumble	2--6	0:51	
BA	1st	B27	02:39	Kickoff	B33	01:10		Punt	3-6	1:29	
BA	2nd	B27	10:09	Kickoff	B16	09:36		Fumble	2--11	0:33	
BA	2nd	B23	08:52	Kickoff	B36	07:35		Fumble	4-13	1:17	
BA	2nd	B36	07:28	Kickoff	M14	02:21		Downs	10-50	5:07	#
BA	2nd	B39	00:00	Interception	B39	00:00		End of half	0-0	0:00	
BA	3rd	M07	11:45	Fumble	M00	11:39	*	TOUCHDOWN	1-7	0:06	#
BA	3rd	B40	00:00	Punt	B40	10:11		Fumble	0-0	0:00	
BA	3rd	B49	08:54	Kickoff	B48	07:42		Punt	3--1	1:12	
BA	3rd	M29	04:10	Fumble	M00	11:56	*	TOUCHDOWN	10-29	4:14	#
BA	4th	B50	11:56	Kickoff	M46	10:20		Downs	4-4	1:36	
BA	4th	B20	08:50	Punt	M37	08:11		Fumble	2-43	0:39	
BA	4th	B06	04:29	Downs	M00	02:31	*	TOUCHDOWN	7-94	1:58	#

Memphis Univ. School	1st Qtr	2nd Qtr	3rd Qtr	4th Qtr	1st Half	2nd Half	Total
Time of possession	06:12	05:03	06:32	07:43	11:15	14:15	25:30
3rd Down Conversions	1/3	3/4	1/3	0/2	4/7	1/5	5/12
Average field position	M49	B46	M34	M34	B49	M34	M42
4th Down Conversions	0/0	0/0	0/1	0/1	0/0	0/2	0/2

Brentwood Academy	1st Qtr	2nd Qtr	3rd Qtr	4th Qtr	1st Half	2nd Half	Total
Time of possession	05:48	06:57	05:28	04:17	12:45	09:45	22:30
3rd Down Conversions	0/2	0/3	2/4	0/1	0/5	2/5	2/10
Average field position	B25	B28	M29	B25	B26	B48	B36
4th Down Conversions	0/0	0/2	0/0	1/2	0/2	1/2	1/4

Drive Chart (By Quarter)

	Drive Started				Drive Ended				Consumed		
Team	Qtr	Spot	Time	Obtained	Spot	Time		How Lost	Pl-Yds	TOP	RZ
BA	1st	B27	12:00	Kickoff	M31	10:27		Fumble	4-42	1:33	
MUS	1st	M31	10:27	Fumble	M49	07:56		Punt	6-18	2:31	
BA	1st	B23	07:56	Punt	B20	06:01		Punt	3--3	1:55	
MUS	1st	B48	06:01	Punt	B00	04:58	*	TOUCHDOWN	3-48	1:03	#
BA	1st	B23	04:58	Kickoff	B17	04:07		Fumble	2--6	0:51	
MUS	1st	B17	04:07	Fumble	B00	02:39	*	TOUCHDOWN	4-17	1:28	#
BA	1st	B27	02:39	Kickoff	B33	01:10		Punt	3-6	1:29	
MUS	1st	M30	01:10	Punt	B23	10:09	*	FIELD GOAL	12-47	3:01	#
BA	2nd	B27	10:09	Kickoff	B16	09:36		Fumble	2--11	0:33	
MUS	2nd	B16	09:36	Fumble	B00	08:52	*	TOUCHDOWN	3-16	0:44	#
BA	2nd	B23	08:52	Kickoff	B36	07:35		Fumble	4-13	1:17	
MUS	2nd	B36	07:35	Fumble	B00	07:28	*	TOUCHDOWN	1-36	0:07	
BA	2nd	B36	07:28	Kickoff	M14	02:21		Downs	10-50	5:07	#
MUS	2nd	M14	02:21	Downs	B40	00:00		Interception	7-46	2:21	
BA	2nd	B39	00:00	Interception	B39	00:00		End of half	0-0	0:00	
MUS	3rd	M49	12:00	Kickoff	B47	11:45		Fumble	1-4	0:15	
BA	3rd	M07	11:45	Fumble	M00	11:39	*	TOUCHDOWN	1-7	0:06	#
MUS	3rd	M17	11:39	Kickoff	M30	10:11		Punt	5-13	1:28	
BA	3rd	B40	00:00	Punt	B40	10:11		Fumble	0-0	0:00	
MUS	3rd	B40	10:11	Fumble	B00	08:54	*	TOUCHDOWN	4-40	1:17	#
BA	3rd	B49	08:54	Kickoff	B48	07:42		Punt	3--1	1:12	
MUS	3rd	M10	07:42	Punt	M45	04:10		Fumble	8-35	3:32	
BA	3rd	M29	04:10	Fumble	M00	11:56	*	TOUCHDOWN	10-29	4:14	#
BA	4th	B50	11:56	Kickoff	M46	10:20		Downs	4-4	1:36	
MUS	4th	M46	10:20	Downs	B38	08:50		Punt	4-16	1:30	
BA	4th	B20	08:50	Punt	M37	08:11		Fumble	2-43	0:39	
MUS	4th	M37	08:11	Fumble	B06	04:29		Downs	8-57	3:42	#
BA	4th	B06	04:29	Downs	M00	02:31	*	TOUCHDOWN	7-94	1:58	#
MUS	4th	M20	02:31	Kickoff	M43	00:00		End of half	5-23	2:31	

Defensive Statistics

Defensive Statistics (Final)
2008 Blue Cross Bowl
Memphis Univ. School vs Brentwood Academy (Nov 25, 2008 at Murfreesboro, Tenn.)

##	Memphis Univ. School	Solo	Ast	Total	TFL/Yds	FF	FR-Yds	Int-Yds	BrUp	Blkd	Sack/Yds	QBH
71	Steffner, Jack	5	2	7	2.5/6	1	1-0	.	.	.	.	.
51	Martin, H.	2	4	6	0.5/1	.	.	.	.	.	.	.
36	Barnett, Walter	3	2	5	0.5/1	.	.	.	.	.	.	.
33	Hillyer, Barry	4	.	4	.	.	.	.	.	.	.	.
28	Wepfer, Walt	3	1	4	1.5/5	2	.	.	1	.	1.0/5	.
5	Hays, Lowell	3	1	4	0.5/2	.	.	.	.	.	.	.
32	Stokes, Will	2	2	4	0.5/1	.	1-0	.	.	.	.	.
13	Rudolph, Jake	3	.	3	.	1	.	.	.	.	.	.
23	Finney, Landon	1	2	3	.	.	.	.	.	.	.	.
30	Jones, Graham	1	2	3	1.0/1	.	.	.	.	.	.	.
15	Smith, Austin	2	.	2	.	.	.	.	.	.	.	.
86	Crenshaw, Bryan	2	.	2	1.0/1	.	.	.	.	.	.	.
7	Moss, Joel	1	1	2	1.0/8	1	2-0	.	.	.	1.0/8	.
8	Harris, Sam	1	1	2	.	.	.	.	.	.	.	.
18	Kauffman, C.	1	1	2	.	.	.	.	.	.	.	.
1	Folk, Barrett	1	1	2	.	.	.	.	.	.	.	.
9	Martin, F.	.	2	2	.	.	.	.	.	.	.	.
55	Delugach, M.	1	.	1	.	.	.	.	.	.	.	.
10	Carson, Johnny	1	.	1	.	.	.	.	.	.	.	.
85	Haynes, Derek	1	.	1	.	.	.	.	.	.	.	.
84	Cunningham, D.	1	.	1	.	.	.	.	.	.	.	.
53	Edwards, M.	1	.	1	.	.	.	.	.	.	.	.
38	Bryant, Elliott	1	.	1	.	.	.	.	.	.	.	.
74	Erickson, Zach	.	.	.	.	.	1-0	.	.	.	.	.
98	Coors, George	.	.	.	.	.	1-0	.	.	.	.	.

##	Brentwood Academy	Solo	Ast	Total	TFL/Yds	FF	FR-Yds	Int-Yds	BrUp	Blkd	Sack/Yds	QBH
15	Martin, Jeremy	8	1	9	.	.	.	.	.	.	.	.
65	Carrethers, R.	5	2	7	0.5/1	1	.	.	.	.	.	.
44	Pryor, Melvin	5	1	6	1.5/3	1	.	.	.	.	.	.
11	Bertrand, K.	4	1	5	.	.	1-46	.	.	.	.	.
17	BeAird, William	4	.	4	1.0/11	.	.	.	.	.	.	.
83	LePere, Matthew	3	.	3	1.0/5	1	1-16	.	.	.	.	.
41	Berlin, Tyler	3	.	3	.	.	.	.	.	.	.	.
70	Baron, Jordan	3	.	3	1.0/1	.	.	.	.	.	.	.
30	Luna, D.J.	2	1	3	.	.	.	1-39	.	.	.	.
23	Richards, S.	2	.	2	.	.	.	.	1	.	.	.
66	Dabney, Barry	2	.	2	.	.	.	.	.	.	.	.
2	Cash, Justin	2	.	2	.	.	.	.	.	.	.	.
45	Ball, William	1	1	2	.	.	.	.	.	.	.	.
82	Renfro, Nathan	.	1	1	.	.	.	.	.	.	.	.
57	Campbell, T.	.	1	1	.	.	.	.	.	.	.	.
99	McHaney, Thad	.	1	1	.	.	.	.	.	.	.	.

Participation Report

Participation Report (Final)
2008 Blue Cross Bowl
Memphis Univ. School vs Brentwood Academy (Nov 25, 2008 at Murfreesboro, Tenn.)

Memphis Univ. School: 1-Folk, Barrett, 2-Reed, Taylor, 3-Tillman, David, 5-Hays, Lowell, 7-Moss, Joel, 8-Harris, Sam, 9-Martin, F., 10-Carson, Johnny, 11-Brunetti, Barry, 12-Folk, Michael, 13-Rudolph, Jake, 15-Smith, Austin, 16-Baty, Forrest, 18-Kauffman, C., 20-McBride, Keith, 22-Allmond, S., 23-Finney, Landon, 28-Wepfer, Walt, 30-Jones, Graham, 32-Stokes, Will, 33-Hillyer, Barry, 36-Barnett, Walter, 38-Bryant, Elliott, 51-Martin, H., 53-Edwards, M., 55-Delugach, M., 71-Steffner, Jack, 74-Erickson, Zach, 84-Cunningham, D., 85-Haynes, Derek, 86-Crenshaw, Bryan, 98-Coors, George.

Brentwood Academy: 2-Cash, Justin, 3-Garlington, W., 5-Pleasant, J., 10-Hamby, Matthew, 11-Bertrand, K., 13-Brooks, Lucas, 14-Nelson, Cody, 15-Martin, Jeremy, 17-BeAird, William, 23-Richards, S., 28-Caro, Victor, 30-Luna, D.J., 32-Tate, Joshua, 34-Roberts, Trei, 41-Berlin, Tyler, 44-Pryor, Melvin, 45-Ball, William, 55-Fitts, Will, 57-Campbell, T., 65-Carrethers, R., 66-Dabney, Barry, 70-Baron, Jordan, 72-Bullard, Alex, 82-Renfro, Nathan, 83-LePere, Matthew, 99-McHaney, Thad.

Box Score

Box Score (Final)

Memphis Univ. School vs Brentwood Academy (Nov 25, 2008 at Murfreesboro, Tenn.)

Score by Quarters	1	2	3	4	Score	
Memphis Univ. School	14	17	7	0	- 38	Record: (13-0)
Brentwood Academy...	0	0	6	12	- 18	Record: (8-5)

Scoring Summary:

1st 04:58 MUS - Tillman, David 13 yd pass from Brunetti, Barry (Kauffman, C. kick), 3-48 1:03, MUS 7 - BA 0
02:39 MUS - McBride, Keith 11 yd run (Kauffman, C. kick), 4-17 1:28, MUS 14 - BA 0
2nd 10:09 MUS - Kauffman, C. 40 yd field goal, 12-47 3:01, MUS 17 - BA 0
08:52 MUS - Allmond, S. 12 yd pass from Brunetti, Barry (Kauffman, C. kick), 3-16 0:44, MUS 24 - BA 0
07:28 MUS - Reed, Taylor 36 yd pass from Brunetti, Barry (Kauffman, C. kick), 1-36 0:07, MUS 31 - BA 0
3rd 11:39 BA - Tate, Joshua 7 yd run (Nelson, Cody pass failed), 1-7 0:06, MUS 31 - BA 6
08:54 MUS - Reed, Taylor 10 yd pass from Brunetti, Barry (Kauffman, C. kick), 4-40 1:17, MUS 38 - BA 6
4th 11:56 BA - Tate, Joshua 1 yd run (Nelson, Cody pass intcpt), 10-29 4:14, MUS 38 - BA 12
02:31 BA - Hamby, Matthew 10 yd run (Renfro, Nathan kick failed), 7-94 1:58, MUS 38 - BA 18

	MUS	BA
FIRST DOWNS.....	**21**	**12**
RUSHES-YARDS (NET).....	**43-229**	**42-144**
PASSING YDS (NET).....	**207**	**134**
Passes Att-Comp-Int.....	27-12-1	13-5-0
TOTAL OFFENSE PLAYS-YARDS.....	**70-436**	**55-278**
Fumble Returns-Yards.....	0-0	2-62
Punt Returns-Yards.....	1-17	2-16
Kickoff Returns-Yards.....	2-15	7-127
Interception Returns-Yards....	0-0	1-39
Punts (Number-Avg).....	3-34.0	3-41.3
Fumbles-Lost.....	5-3	7-6
Penalties-Yards.....	7-45	6-41
Possession Time.....	25:30	22:30
Third-Down Conversions.....	5 of 12	2 of 10
Fourth-Down Conversions.....	0 of 2	1 of 4
Red-Zone Scores-Chances.....	5-6	3-4
Sacks By: Number-Yards.....	2-13	0-0

RUSHING: Memphis Univ. School-Brunetti, Barry 17-70; Allmond, S. 5-64; McBride, Keith 7-62; Tillman, David 7-30; Baty, Forrest 1-14; Folk, Michael 1-2; Finney, Landon 1-1; TEAM 2-minus 4; Carson, Johnny 2-minus 10. Brentwood Academy-Tate, Joshua 24-123; Caro, Victor 11-23; Hamby, Matthew 1-10; Pleasant, J. 2-6; Nelson, Cody 4-minus 18.

PASSING: Memphis Univ. School-Brunetti, Barry 12-27-1-207. Brentwood Academy-Nelson, Cody 3-11-0-74; Hamby, Matthew 2-2-0-60.

RECEIVING: Memphis Univ. School-Reed, Taylor 5-107; McBride, Keith 3-48; Allmond, S. 3-39; Tillman, David 1-13. Brentwood Academy-Garlington, W. 2-37; Pleasant, J. 1-46; Brooks, Lucas 1-45; Luna, D.J. 1-6.

INTERCEPTIONS: Memphis Univ. School-None. Brentwood Academy-Luna, D.J. 1-39.

FUMBLES: Memphis Univ. School-Brunetti, Barry 1-0; McBride, Keith 1-0; Carson, Johnny 1-1; TEAM 1-1; Tillman, David 1-1. Brentwood Academy-Nelson, Cody 3-3; Caro, Victor 3-2; Cash, Justin 1-1.

Stadium: Floyd Attendance: 0
Kickoff time: 6:00 pm End of Game: 8:17 pm Total elapsed time: 2:17
Officials: Referee: Rchd. McWhirter; Umpire: Jerry Knight; Linesman: Seth Hudson; Line judge: Jimmy Dill; Back judge: Jay Kirtsch; Field judge: O'N. Winters EC; Scorer: Layman/Morris;
Temperature: 41 Wind: Calm Weather: Clear

Offensive MVP: Barry Brunetti (#11) MUS
Defensive MVP: Jack Steffner (#71) MUS

Memphis Univ. School vs Brentwood Academy (Nov 25, 2008 at Murfreesboro, Tenn.)

SACKS (UA-A): Memphis Univ. School-Wepfer, Walt 1-0; Moss, Joel 1-0.
Brentwood Academy-None.

TACKLES (UA-A): Memphis Univ. School-Steffner, Jack 5-2; Martin, H. 2-4; Barnett, Walter 3-2; Hillyer, Barry 4-0; Wepfer, Walt 3-1; Hays, Lowell 3-1; Stokes, Will 2-2; Rudolph, Jake 3-0; Finney, Landon 1-2; Jones, Graham 1-2; Crenshaw, Bryan 2-0; Smith, Austin 2-0; Kauffman, C. 1-1; Folk, Barrett 1-1; Moss, Joel 1-1; Harris, Sam 1-1; Martin, F. 0-2; Delugach, M. 1-0; Cunningham, D. 1-0; Haynes, Derek 1-0; Bryant, Elliott 1-0; Edwards, M. 1-0; Carson, Johnny 1-0. Brentwood Academy-Martin, Jeremy 8-1; Carrethers, R. 5-2; Pryor, Melvin 5-1; Bertrand, K. 4-1; BeAird, William 4-0; Baron, Jordan 3-0; LePere, Matthew 3-0; Berlin, Tyler 3-0; Luna, D.J. 2-1; Richards, S. 2-0; Dabney, Barry 2-0; Cash, Justin 2-0; Ball, William 1-1; Renfro, Nathan 0-1; McHaney, Thad 0-1; Campbell, T. 0-1.

Player participation:

Memphis Univ. School: 1-Folk, Barrett, 2-Reed, Taylor, 3-Tillman, David, 5-Hays, Lowell, 7-Moss, Joel, 8-Harris, Sam,
9-Martin, F., 10-Carson, Johnny, 11-Brunetti, Barry, 12-Folk, Michael, 13-Rudolph, Jake, 15-Smith, Austin, 16-Baty, Forrest,
18-Kauffman, C., 20-McBride, Keith, 22-Allmond, S., 23-Finney, Landon, 28-Wepfer, Walt, 30-Jones, Graham, 32-Stokes, Will,
33-Hillyer, Barry, 36-Barnett, Walter, 38-Bryant, Elliott, 51-Martin, H., 53-Edwards, M., 55-Delugach, M., 71-Steffner, Jack,
74-Erickson, Zach, 84-Cunningham, D., 85-Haynes, Derek, 86-Crenshaw, Bryan, 98-Coors, George.

Brentwood Academy: 2-Cash, Justin, 3-Garlington, W., 5-Pleasant, J., 10-Hamby, Matthew, 11-Bertrand, K., 13-Brooks, Lucas,
14-Nelson, Cody, 15-Martin, Jeremy, 17-BeAird, William, 23-Richards, S., 28-Caro, Victor, 30-Luna, D.J., 32-Tate, Joshua,
34-Roberts, Trei, 41-Berlin, Tyler, 44-Pryor, Melvin, 45-Ball, William, 55-Fitts, Will, 57-Campbell, T., 65-Carrethers, R.,
66-Dabney, Barry, 70-Baron, Jordan, 72-Bullard, Alex, 82-Renfro, Nathan, 83-LePere, Matthew, 99-McHaney, Thad.

Play-by-Play Summary

Play-by-Play Summary
2008 Blue Cross Bowl
Memphis Univ. School vs Brentwood Academy (Nov 25, 2008 at Murfreesboro, Tenn.)
1st Quarter

Kauffman, C. kickoff 47 yards to the BA13, Caro, Victor return 14 yards to the BA27 (Kauffman, C.).
Ba 1-10 at Ba27 BRENTWOOD ACADEMY drive start at 12:00, BA ball on BA27.
Ba 1-10 at Ba27 Clock 12:00.
Ba 1-10 at Ba27 Caro, Victor rush for 2 yards to the BA29 (Hays, Lowell).
Ba 2-8 at Ba29 Tate, Joshua rush for 18 yards to the BA47, **1ST DOWN BA** (Hillyer, Barry).
Ba 1-10 at Ba47 Nelson, Cody pass complete to Garlington, W. for 23 yards to the MUS30, **1ST DOWN BA** (Jones, Graham).
Ba 1-10 at Mus30 Caro, Victor rush for no gain to the MUS30, fumble forced by Wepfer, Walt, fumble by Caro, Victor recovered by MUS Moss, Joel at MUS31.
Drive: 4 plays, 42 yards, TOP 01:33
Mus 1-10 at Mus31 MEMPHIS UNIV. SCHOOL drive start at 10:27.
Mus 1-10 at Mus31 Brunetti, Barry pass incomplete to Allmond, S..
Mus 2-10 at Mus31 Brunetti, Barry pass incomplete to Reed, Taylor.
Mus 3-10 at Mus31 Brunetti, Barry rush for 10 yards to the MUS41, **1ST DOWN MUS** (Baron, Jordan).
Mus 1-10 at Mus41 Tillman, David rush for 5 yards to the MUS46 (Baron, Jordan).
Mus 2-5 at Mus46 Brunetti, Barry rush for 4 yards to the 50 yardline (McHaney, Thad;Campbell, T.).
Mus 3-1 at Mus50 Brunetti, Barry rush for loss of 1 yard to the MUS49 (Baron, Jordan).
Mus 4-2 at Mus49 Wepfer, Walt punt 34 yards to the BA17, Cash, Justin return 16 yards to the BA33 (Edwards, M.), *PENALTY BA illegal block 10 yards to the BA23*, 1st and 10, BA ball on BA23.
Drive: 6 plays, 18 yards, TOP 02:31
Ba 1-10 at Ba23 BRENTWOOD ACADEMY drive start at 07:56.
Ba 1-10 at Ba23 Caro, Victor rush for 16 yards to the BA39 (Coors, George;Barnett, Walter), *PENALTY BA illegal block 10 yards to the BA13*, NO PLAY.
Ba 1-20 at Ba13 Nelson, Cody pass incomplete to Henninger, P..
Ba 2-20 at Ba13 Tate, Joshua rush for 4 yards to the BA17 (Barnett, Walter).
Ba 3-16 at Ba17 Caro, Victor rush for 2 yards to the BA19, fumble forced by Steffner, Jack, fumble by Caro, Victor recovered by BA Caro, Victor at BA20.
Ba 4-13 at Ba20 Renfro, Nathan punt 45 yards to the MUS35, Hillyer, Barry return 17 yards to the BA48 (BeAird, William).
Drive: 3 plays, minus 3 yards, TOP 01:55
Mus 1-10 at Ba48 MEMPHIS UNIV. SCHOOL drive start at 06:01.
Mus 1-10 at Ba48 Brunetti, Barry pass complete to Reed, Taylor for 40 yards to the BA8, **1ST DOWN MUS** (Richards, S.).
Mus 1-G at Ba08 *PENALTY MUS delay of game 5 yards to the BA13*.
Mus 1-G at Ba13 Brunetti, Barry pass incomplete to Benton, Will.
Mus 2-G at Ba13 Brunetti, Barry pass complete to Tillman, David for 13 yards to the BA0, TOUCHDOWN, clock 04:58.
Kauffman, C. kick attempt good.
Memphis Univ. School 7, Brentwood Academy 0
Drive: 3 plays, 48 yards, TOP 01:03
Kauffman, C. kickoff 58 yards to the BA2, Caro, Victor return 21 yards to the BA23 (Harris, Sam;Thompson, M.).
Ba 1-10 at Ba23 BRENTWOOD ACADEMY drive start at 04:58.
Ba 1-10 at Ba23 Tate, Joshua rush for loss of 2 yards to the BA21 (Barnett, Walter;Jones, Graham).
Ba 2-12 at Ba21 Nelson, Cody rush for loss of 4 yards to the BA17, fumble by Nelson, Cody recovered by MUS Steffner, Jack at BA17.
Drive: 2 plays, minus 6 yards, TOP 00:51
Mus 1-10 at Ba17 MEMPHIS UNIV. SCHOOL drive start at 04:07.
Mus 1-10 at Ba17 Folk, Michael rush for 2 yards to the BA15 (Bertrand, K.).
Mus 2-8 at Ba15 Brunetti, Barry rush for 4 yards to the BA11 (Martin, Jeremy).
Mus 3-4 at Ba11 Brunetti, Barry rush for no gain to the BA11 (Carrethers, R.).
Mus 4-4 at Ba11 *PENALTY BA Encroachment 5 yards to the BA6, **1ST DOWN MUS***.
Mus 1-G at Ba06 *PENALTY MUS false start 5 yards to the BA11*.
Mus 1-G at Ba11 McBride, Keith rush for 11 yards to the BA0, TOUCHDOWN, clock 02:39.
Kauffman, C. kick attempt good.
Memphis Univ. School 14, Brentwood Academy 0
Drive: 4 plays, 17 yards, TOP 01:28
Kauffman, C. kickoff 47 yards to the BA13, Pleasant, J. return 14 yards to the BA27 (Martin, F.;Kauffman, C.).
Ba 1-10 at Ba27 BRENTWOOD ACADEMY drive start at 02:39.

Ba 1-10 at Ba27 Caro, Victor rush for 4 yards to the BA31 (Martin, H.;Steffner, Jack).
Ba 2-6 at Ba31 Caro, Victor rush for 2 yards to the BA33 (Stokes, Will).
Ba 3-4 at Ba33 Nelson, Cody pass incomplete to Garlington, W..
Ba 4-4 at Ba33 Renfro, Nathan punt 37 yards to the MUS30, fair catch by Hillyer, Barry.
Drive: 3 plays, 6 yards, TOP 01:29
Mus 1-10 at Mus30 MEMPHIS UNIV. SCHOOL drive start at 01:10.
Mus 1-10 at Mus30 Brunetti, Barry pass incomplete to Allmond, S..
Mus 2-10 at Mus30 Brunetti, Barry rush for 17 yards to the MUS47, **1ST DOWN MUS** (Bertrand, K.).
Mus 1-10 at Mus47 Allmond, S. rush for loss of 1 yard to the MUS46 (Pryor, Melvin).
Mus 2-11 at Mus46 Brunetti, Barry pass complete to Allmond, S. for 11 yards to the BA43, **1ST DOWN MUS**, out-of-bounds (Cash, Justin).
Mus 1-10 at Ba43 Brunetti, Barry rush for loss of 3 yards to the BA46 (Pryor, Melvin;Carrethers, R.).
Drive: 5 plays, 24 yards, TOP 03:01
Memphis Univ. School 14, Brentwood Academy 0

2nd Quarter

Mus 2-13 at Ba46 Start of 2nd quarter, clock 12:00.
Mus 2-13 at Ba46 Brunetti, Barry pass complete to Reed, Taylor for 12 yards to the BA34.
Mus 3-1 at Ba34 Brunetti, Barry rush for 2 yards to the BA32, **1ST DOWN MUS** (Dabney, Barry).
Mus 1-10 at Ba32 Allmond, S. rush for 18 yards to the BA14, **1ST DOWN MUS**, out-of-bounds (Cash, Justin).
Mus 1-10 at Ba14 McBride, Keith rush for 2 yards to the BA12 (Luna, D.J.;Carrethers, R.).
Mus 2-8 at Ba12 Brunetti, Barry pass incomplete to Reed, Taylor.
Mus 3-8 at Ba12 Brunetti, Barry rush for loss of 8 yards to the BA20, fumble by Brunetti, Barry recovered by MUS Brunetti, Barry at BA23 (BeAird, William).
Mus 4-19 at Ba23 Kauffman, C. field goal attempt from 40 GOOD, clock 10:09.

Memphis Univ. School 17, Brentwood Academy 0

Drive: 12 plays, 47 yards, TOP 03:01
Kauffman, C. kickoff 58 yards to the BA2, Caro, Victor return 25 yards to the BA27 (Bryant, Elliott).
Ba 1-10 at Ba27 BRENTWOOD ACADEMY drive start at 10:09.
Ba 1-10 at Ba27 Nelson, Cody pass incomplete to Garlington, W..
Ba 2-10 at Ba27 Nelson, Cody sacked for loss of 8 yards to the BA19 (Moss, Joel), fumble by Nelson, Cody recovered by MUS Moss, Joel at BA16.

Drive: 2 plays, minus 11 yards, TOP 00:33
Mus 1-10 at Ba16 MEMPHIS UNIV. SCHOOL drive start at 09:36.
Mus 1-10 at Ba16 Brunetti, Barry pass incomplete to Reed, Taylor.
Mus 2-10 at Ba16 Brunetti, Barry rush for 4 yards to the BA12 (Martin, Jeremy).
Mus 3-6 at Ba12 Brunetti, Barry pass complete to Allmond, S. for 12 yards to the BA0, **1ST DOWN MUS**, TOUCHDOWN, clock 08:52.

Kauffman, C. kick attempt good.

Memphis Univ. School 24, Brentwood Academy 0

Drive: 3 plays, 16 yards, TOP 00:44
Kauffman, C. kickoff 58 yards to the BA2, Caro, Victor return 21 yards to the BA23 (Harris, Sam).
Ba 1-10 at Ba23 BRENTWOOD ACADEMY drive start at 08:52.
Ba 1-10 at Ba23 Tate, Joshua rush for 3 yards to the BA26 (Smith, Austin).
Ba 2-7 at Ba26 Nelson, Cody pass incomplete to Pleasant, J..
Ba 3-7 at Ba26 Nelson, Cody pass complete to Luna, D.J. for 6 yards to the BA32.
Ba 4-1 at Ba32 Caro, Victor rush for 4 yards to the BA36, fumble forced by Rudolph, Jake, fumble by Caro, Victor recovered by MUS Stokes, Will at BA36.

Drive: 4 plays, 13 yards, TOP 01:17
Mus 1-10 at Ba36 MEMPHIS UNIV. SCHOOL drive start at 07:35.
Mus 1-10 at Ba36 Brunetti, Barry pass complete to Reed, Taylor for 36 yards to the BA0, **1ST DOWN MUS**, TOUCHDOWN, clock 07:28.

Kauffman, C. kick attempt good.

Memphis Univ. School 31, Brentwood Academy 0

Mus 1-G at Mus40 *PENALTY MUS offside 5 yards to the MUS35*.

Drive: 1 plays, 36 yards, TOP 00:07
Kauffman, C. kickoff 29 yards to the BA36, Berlin, Tyler return 0 yards to the BA36.
Ba 1-10 at Ba36 BRENTWOOD ACADEMY drive start at 07:28.
Ba 1-10 at Ba36 Tate, Joshua rush for 8 yards to the BA44 (Hillyer, Barry).
Ba 2-2 at Ba44 Tate, Joshua rush for 18 yards to the MUS38, **1ST DOWN BA** (Crenshaw, Bryan).
Ba 1-10 at Mus38 Tate, Joshua rush for 6 yards to the MUS32 (Steffner, Jack).
Ba 2-4 at Mus32 Tate, Joshua rush for loss of 1 yard to the MUS33 (Martin, H.;Wepfer, Walt).
Ba 3-5 at Mus33 Tate, Joshua rush for 2 yards to the MUS31 (Martin, H.), *PENALTY MUS face mask 5 yards to the MUS26,* ***1ST DOWN BA***.
Ba 1-10 at Mus26 1st and 10.
Ba 1-10 at Mus26 Tate, Joshua rush for 12 yards to the MUS14, **1ST DOWN BA** (Wepfer, Walt).
Ba 1-10 at Mus14 Tate, Joshua rush for loss of 3 yards to the MUS17 (Steffner, Jack).
Ba 2-13 at Mus17 Tate, Joshua rush for 4 yards to the MUS13 (Hays, Lowell).
Ba 3-9 at Mus13 *PENALTY BA false start 6 yards to the MUS19*.
Ba 3-15 at Mus19 Tate, Joshua rush for 6 yards to the MUS13 (Barnett, Walter).
Ba 4-9 at Mus13 Nelson, Cody rush for loss of 1 yard to the MUS14 (Steffner, Jack).

Drive: 10 plays, 50 yards, TOP 05:07
Mus 1-10 at Mus14 MEMPHIS UNIV. SCHOOL drive start at 02:21.
Mus 1-10 at Mus14 Brunetti, Barry rush for 5 yards to the MUS19 (Carrethers, R.).
Mus 2-5 at Mus19 Allmond, S. rush for 23 yards to the MUS42, **1ST DOWN MUS** (Martin, Jeremy).
Mus 1-10 at Mus42 Brunetti, Barry pass incomplete to Folk, Michael.
Mus 2-10 at Mus42 Brunetti, Barry pass complete to Benton, Will for 5 yards to the MUS47 (BeAird, William), *PENALTY MUS ineligible downfield on pass 5 yards to the MUS37*, NO PLAY.
Mus 2-15 at Mus37 Brunetti, Barry pass complete to McBride, Keith for 2 yards to the MUS39, fumble forced by Pryor, Melvin, fumble by McBride, Keith recovered by MUS Delugach, M. at MUS36.

Mus 3-16 at Mus36 Brunetti, Barry pass complete to McBride, Keith for 23 yards to the BA41, **1ST DOWN MUS** (Luna, D.J.).
Mus 1-10 at Ba41 Timeout Memphis Univ. School, clock 00:13.
Mus 1-10 at Ba41 Brunetti, Barry rush for 1 yard to the BA40 (BeAird, William).
Mus 2-9 at Ba40 Timeout Memphis Univ. School, clock 00:05.
Mus 2-9 at Ba40 Brunetti, Barry pass intercepted by Luna, D.J. at the BA0, Luna, D.J. return 39 yards to the BA39 (Delugach, M.), *PENALTY BA illegal block declined*.
Drive: 7 plays, 46 yards, TOP 02:21
Ba 1-10 at Ba39 BRENTWOOD ACADEMY drive start at 00:00.
Ba 1-10 at Ba39 End of half, clock 00:00.
Memphis Univ. School 31, Brentwood Academy 0

3rd Quarter

Ba 1-10 at Ba39 Start of 3rd quarter, clock 12:00.
Renfro, Nathan kickoff 12 yards to the MUS49, on-side kick, recovered by MUS on MUS49.
Mus 1-10 at Mus49 MEMPHIS UNIV. SCHOOL drive start at 12:00.
Mus 1-10 at Mus49 Tillman, David rush for no gain to the MUS49, fumble forced by Carrethers, R., fumble by Tillman, David recovered by BA Bertrand, K. at BA47, Bertrand, K. for 46 yards to the MUS7 (Cunningham, D.).
Drive: 1 plays, 4 yards, TOP 00:15
Ba 1-G at Mus07 BRENTWOOD ACADEMY drive start at 11:45, BA ball on MUS7.
Ba 1-G at Mus07 Tate, Joshua rush for 7 yards to the MUS0, TOUCHDOWN, clock 11:39.
Ba 1-G at Mus03 Timeout Brentwood Academy, clock 11:39.
Nelson, Cody pass attempt failed.
Memphis Univ. School 31, Brentwood Academy 6
Drive: 1 plays, 7 yards, TOP 00:06
Renfro, Nathan kickoff 58 yards to the MUS2, Wepfer, Walt return 15 yards to the MUS17 (Martin, Jeremy;Renfro, Nathan).
Mus 1-10 at Mus17 MEMPHIS UNIV. SCHOOL drive start at 11:39.
Mus 1-10 at Mus17 Brunetti, Barry pass complete to Reed, Taylor for 9 yards to the MUS26 (Richards, S.).
Mus 2-1 at Mus26 Tillman, David rush for 1 yard to the MUS27, **1ST DOWN MUS** (Pryor, Melvin).
Mus 1-10 at Mus27 Brunetti, Barry pass incomplete to Allmond, S..
Mus 2-10 at Mus27 Brunetti, Barry pass incomplete to Folk, Michael.
Mus 3-10 at Mus27 Brunetti, Barry rush for 3 yards to the MUS30 (Luna, D.J.), *PENALTY MUS holding declined*.
Mus 4-7 at Mus30 Wepfer, Walt punt 30 yards to the BA40, Cash, Justin return 0 yards to the BA40, fumble by Cash, Justin recovered by MUS Erickson, Zach at BA40.
Drive: 5 plays, 13 yards, TOP 01:28
Mus 1-10 at Ba40 MEMPHIS UNIV. SCHOOL drive start at 10:11.
Mus 1-10 at Ba40 Brunetti, Barry pass complete to McBride, Keith for 26 yards to the BA14, **1ST DOWN MUS** (Ball, William).
Mus 1-10 at Ba14 Brunetti, Barry rush for 4 yards to the BA10 (Pryor, Melvin).
Mus 2-6 at Ba10 Brunetti, Barry pass incomplete to Benton, Will.
Mus 3-6 at Ba10 Brunetti, Barry pass complete to Reed, Taylor for 10 yards to the BA0, **1ST DOWN MUS**, TOUCHDOWN, clock 08:54.
Kauffman, C. kick attempt good.
Memphis Univ. School 38, Brentwood Academy 6
Drive: 4 plays, 40 yards, TOP 01:17
Kauffman, C. kickoff 43 yards to the BA17, Pleasant, J. return 32 yards to the BA49, out-of-bounds (Thompson, M.).
Ba 1-10 at Ba49 BRENTWOOD ACADEMY drive start at 08:54.
Ba 1-10 at Ba49 Nelson, Cody pass incomplete to Garlington, W..
Ba 2-10 at Ba49 Pleasant, J. rush for loss of 1 yard to the BA48 (Stokes, Will;Jones, Graham).
Ba 3-11 at Ba48 Nelson, Cody pass incomplete to Brooks, Lucas.
Ba 4-11 at Ba48 Renfro, Nathan punt 42 yards to the MUS10, fair catch by Hillyer, Barry.
Drive: 3 plays, minus 1 yards, TOP 01:12
Mus 1-10 at Mus10 MEMPHIS UNIV. SCHOOL drive start at 07:42.
Mus 1-10 at Mus10 McBride, Keith rush for 2 yards to the MUS12 (Berlin, Tyler).
Mus 2-8 at Mus12 Brunetti, Barry rush for 16 yards to the MUS28, **1ST DOWN MUS** (Bertrand, K.).
Mus 1-10 at Mus28 Allmond, S. rush for 27 yards to the BA45 (BeAird, William), *PENALTY MUS illegal block 10 yards to the MUS18*, NO PLAY.
Mus 1-20 at Mus18 Brunetti, Barry pass complete to Allmond, S. for 16 yards to the MUS34 (Martin, Jeremy).
Mus 2-4 at Mus34 Allmond, S. rush for 16 yards to the 50 yardline, **1ST DOWN MUS** (Martin, Jeremy).
Mus 1-10 at Mus50 Brunetti, Barry pass incomplete to Folk, Michael (Richards, S.).
Mus 2-10 at Mus50 Brunetti, Barry rush for no gain to the 50 yardline (Dabney, Barry).
Mus 3-10 at Mus50 Brunetti, Barry pass incomplete to Reed, Taylor.
Mus 4-10 at Mus50 Wepfer, Walt punt 32 yards to the BA18, downed, *PENALTY BA roughing the kicker 5 yards to the BA45*, NO PLAY.
Mus 4-5 at Ba45 Carson, Johnny rush for loss of 5 yards to the 50 yardline, fumble forced by LePere, Matthew, fumble by Carson, Johnny recovered by BA LePere, Matthew at MUS45, LePere, Matthew for 16 yards to the MUS29 (Carson, Johnny).
Drive: 8 plays, 35 yards, TOP 03:32
Ba 1-10 at Mus29 BRENTWOOD ACADEMY drive start at 04:10, BA ball on MUS29.
Ba 1-10 at Mus29 Tate, Joshua rush for 3 yards to the MUS26 (Smith, Austin).
Ba 2-7 at Mus26 Nelson, Cody pass incomplete to Henninger, P. (Wepfer, Walt).
Ba 3-7 at Mus26 Tate, Joshua rush for 9 yards to the MUS17, **1ST DOWN BA** (Folk, Barrett;Martin, H.).
Ba 1-10 at Mus17 Tate, Joshua rush for 7 yards to the MUS10 (Hillyer, Barry).
Ba 2-3 at Mus10 Tate, Joshua rush for loss of 1 yard to the MUS11 (Crenshaw, Bryan).
Ba 3-4 at Mus11 Tate, Joshua rush for 7 yards to the MUS4, **1ST DOWN BA** (Hillyer, Barry).

Ba 1-G at Mus04 Caro, Victor rush for no gain to the MUS4 (Haynes, Derek).
Ba 2-G at Mus04 Tate, Joshua rush for 2 yards to the MUS2 (Steffner, Jack).
Ba 3-G at Mus02 Tate, Joshua rush for 1 yard to the MUS1 (Moss, Joel;Stokes, Will).
Drive: 9 plays, 28 yards, TOP 04:14
Memphis Univ. School 38, Brentwood Academy 6

4th Quarter

Ba 4-G at Mus01 Start of 4th quarter, clock 12:00.
Ba 4-G at Mus01 Tate, Joshua rush for 1 yard to the MUS0, TOUCHDOWN, clock 11:56.
Nelson, Cody pass attempt failed (intercepted).
Memphis Univ. School 38, Brentwood Academy 12
Drive: 10 plays, 29 yards, TOP 04:14
Renfro, Nathan kickoff 12 yards to the MUS48, on-side kick (touch by receiving team), recovered by BA on 50 yardline.
Ba 1-10 at Ba50 BRENTWOOD ACADEMY drive start at 11:56.
Ba 1-10 at Ba50 Nelson, Cody pass incomplete to Pleasant, J..
Ba 2-10 at Ba50 Caro, Victor rush for 1 yard to the MUS49 (Martin, H.).
Ba 3-9 at Mus49 Caro, Victor rush for 7 yards to the MUS42 (Stokes, Will).
Ba 4-2 at Mus42 Caro, Victor rush for loss of 4 yards to the MUS46 (Hays, Lowell;Steffner, Jack).
Drive: 4 plays, 4 yards, TOP 01:36
Mus 1-10 at Mus46 MEMPHIS UNIV. SCHOOL drive start at 10:20.
Mus 1-10 at Mus46 Brunetti, Barry rush for 15 yards to the BA39, **1ST DOWN MUS** (Martin, Jeremy).
Mus 1-10 at Ba39 Brunetti, Barry pass incomplete to Reed, Taylor.
Mus 2-10 at Ba39 Tillman, David rush for 1 yard to the BA38 (Carrethers, R.).
Mus 3-9 at Ba38 Brunetti, Barry pass incomplete to Reed, Taylor.
Mus 4-9 at Ba38 Wepfer, Walt punt 38 yards to the BA0, touchback.
Drive: 4 plays, 16 yards, TOP 01:30
Ba 1-10 at Ba20 BRENTWOOD ACADEMY drive start at 08:50.
Ba 1-10 at Ba20 Nelson, Cody pass complete to Brooks, Lucas for 45 yards to the MUS35, **1ST DOWN BA** (Hays, Lowell).
Ba 1-10 at Mus35 Nelson, Cody sacked for loss of 5 yards to the MUS40 (Wepfer, Walt), fumble by Nelson, Cody recovered by MUS Coors, George at MUS37.
Drive: 2 plays, 43 yards, TOP 00:39
Mus 1-10 at Mus37 MEMPHIS UNIV. SCHOOL drive start at 08:11.
Mus 1-10 at Mus37 Allmond, S. rush for 8 yards to the MUS45 (Martin, Jeremy), *PENALTY MUS illegal block 10 yards to the MUS35*.
Mus 1-12 at Mus35 1st and 12.
Mus 1-12 at Mus35 McBride, Keith rush for no gain to the MUS35 (Carrethers, R.).
Mus 2-12 at Mus35 Tillman, David rush for 14 yards to the MUS49, **1ST DOWN MUS** (LePere, Matthew).
Mus 1-10 at Mus49 McBride, Keith rush for 36 yards to the BA15, **1ST DOWN MUS** (LePere, Matthew).
Mus 1-10 at Ba15 McBride, Keith rush for 4 yards to the BA11 (Berlin, Tyler).
Mus 2-6 at Ba11 Tillman, David rush for 2 yards to the BA9 (Berlin, Tyler).
Mus 3-4 at Ba09 Carson, Johnny rush for no gain to the BA9 (Martin, Jeremy).
Mus 4-4 at Ba09 Tillman, David rush for 3 yards to the BA6 (BeAird, William).
Drive: 8 plays, 57 yards, TOP 03:42
Ba 1-10 at Ba06 BRENTWOOD ACADEMY drive start at 04:29.
Ba 1-10 at Ba06 Tate, Joshua rush for 3 yards to the BA9 (Martin, F.;Thompson, M.).
Ba 2-7 at Ba09 Tate, Joshua rush for 9 yards to the BA18, **1ST DOWN BA** (Barnett, Walter).
Ba 1-10 at Ba18 Hamby, Matthew pass complete to Pleasant, J. for 46 yards to the MUS36, **1ST DOWN BA** (Rudolph, Jake).
Ba 1-10 at Mus36 Pleasant, J. rush for 7 yards to the MUS29 (Rudolph, Jake).
Ba 2-3 at Mus29 Caro, Victor rush for 5 yards to the MUS24, **1ST DOWN BA** (Martin, H.;Barnett, Walter).
Ba 1-10 at Mus24 Hamby, Matthew pass complete to Garlington, W. for 14 yards to the MUS10, **1ST DOWN BA** (Folk, Barrett).
Ba 1-G at Mus10 Hamby, Matthew rush for 10 yards to the MUS0, TOUCHDOWN, clock 02:31.
Renfro, Nathan kick attempt failed.
Memphis Univ. School 38, Brentwood Academy 18
Drive: 7 plays, 94 yards, TOP 01:58
Renfro, Nathan kickoff 60 yards to the MUS0, touchback.
Mus 1-10 at Mus20 MEMPHIS UNIV. SCHOOL drive start at 02:31.
Mus 1-10 at Mus20 McBride, Keith rush for 7 yards to the MUS27 (Ball, William;Bertrand, K.), *PENALTY BA face mask 5 yards to the MUS32,* ***1ST DOWN MUS***.
Mus 1-10 at Mus32 1st and 10.
Mus 1-10 at Mus32 Thompson, M. rush for 1 yard to the MUS33 (Pryor, Melvin).
Mus 2-9 at Mus33 Baty, Forrest rush for 14 yards to the MUS47, **1ST DOWN MUS** (Bertrand, K.).
Mus 1-10 at Mus47 TEAM rush for loss of 2 yards to the MUS45.
Mus 2-12 at Mus45 TEAM rush for loss of 2 yards to the MUS43.
Mus 3-14 at Mus43 End of game, clock 00:00.
Drive: 5 plays, 23 yards, TOP 02:31
FINAL SCORE
Memphis Univ. School 38, Brentwood Academy 18

Play Breakdown Summary

Play Breakdown Summary (Final)
2008 Blue Cross Bowl
Memphis Univ. School vs Brentwood Academy (Nov 25, 2008 at Murfreesboro, Tenn.)

Memphis Univ. School

Down	RUN	PASS	Total
OVERALL.....	43	27	70
1ST DOWN.....	20	13	33
2ND DOWN-SHORT...	1	0	1
2ND DOWN-MIDDLE..	4	1	5
2ND DOWN-LONG....	9	8	17
3RD DOWN-SHORT...	2	0	2
3RD DOWN-MIDDLE..	2	0	2
3RD DOWN-LONG....	3	5	8
4TH DOWN.....	2	0	2

Brentwood Academy

Down	RUN	PASS	Total
OVERALL.....	40	15	55
1ST DOWN.....	16	9	25
2ND DOWN-SHORT...	3	0	3
2ND DOWN-MIDDLE..	3	0	3
2ND DOWN-LONG....	7	3	10
3RD DOWN-SHORT...	1	0	1
3RD DOWN-MIDDLE..	1	1	2
3RD DOWN-LONG....	5	2	7
4TH DOWN.....	4	0	4

Memphis Univ. School

Formation	RUN	PASS	Total
.....	43	27	70

Brentwood Academy

Formation	RUN	PASS	Total
.....	40	15	55

Memphis Univ. School (Sorted by Play type)

1ST DOWN RUN (20 RUN, 13 PASS)

1-10 B14 #11 4 [ ]
1-10 B43 #11 -3 [ ]
1-10 B41 #11 1 [ ]
1-10 M14 #11 5 [ ]
1-10 M46 #11 15 [ ]
1-10 B17 #12 2 [ ]
1-10 B15 #20 4 [ ]
1-10 M10 #20 2 [ ]
1-10 M20 #20 7 [ ]
1-10 B14 #20 2 [ ]
1-11 B11 #20 11 [ ]
1-10 M49 #20 36 [ ]
1-12 M35 #20 0 [ ]
1-10 B32 #22 18 [ ]
1-10 M37 #22 8 [ ]
1-10 M47 #22 -1 [ ]
1-10 M32 #23 1 [ ]
1-10 M41 #3 5 [ ]
1-10 M49 #3 0 [ ]
1-10 M47 #TM -2 [ ]

1ST DOWN PASS

1-10 M42 #11 to #12 -
1-10 M50 #11 to #12 -
1-10 M17 #11 to #2 9
1-10 B16 #11 to #2 -
1-10 B48 #11 to #2 40
1-10 B39 #11 to #2 -
1-10 B36 #11 to #2 36
1-10 B40 #11 to #20 26
1-20 M18 #11 to #22 16
1-10 M31 #11 to #22 -
1-10 M27 #11 to #22 -
1-10 M30 #11 to #22 -
1-13 B13 #11 to #6 -

2ND-SHORT RUN (1 RUN, 0 PASS)

2-1 M26 #3 1 [ ]

2ND-SHORT PASS

2ND-MIDDLE RUN (4 RUN, 1 PASS)

2-5 M46 #11 4 [ ]

2ND-MIDDLE PASS

2-6 B10 #11 to #6 -

```
2-5  M19 #22  23 [    ]
2-4  M34 #22  16 [    ]
2-6  B11 #3    2 [    ]

2ND-LONG RUN  (9 RUN, 8 PASS)                                    2ND-LONG PASS
2-8  B15 #11   4 [    ]                                          2-10 M27 #11 to #12     -
[    ]
2-10 B16 #11   4 [    ]                                          2-13 B46 #11 to #2     12
[    ]
2-8  M12 #11  16 [    ]                                          2-8  B12 #11 to #2      -
[    ]
2-10 M50 #11   0 [    ]                                          2-10 M31 #11 to #2      -
[    ]
2-10 M30 #11  17 [    ]                                          2-15 M37 #11 to #20     2
[    ]
2-9  M33 #16  14 [    ]                                          2-11 M46 #11 to #22    11
[    ]
2-10 B39 #3    1 [    ]                                          2-13 B13 #11 to #3     13
[    ]
2-12 M35 #3   14 [    ]                                          2-9  B40 #11 to #30   INT
[    ]
2-12 M45 #TM  -2 [    ]

3RD-SHORT RUN  (2 RUN, 0 PASS)                                   3RD-SHORT PASS
3-1  B34 #11   2 [    ]
3-1  M50 #11  -1 [    ]

3RD-MIDDLE RUN  (2 RUN, 0 PASS)                                  3RD-MIDDLE PASS
3-4  B09 #10   0 [    ]
3-4  B11 #11   0 [    ]

3RD-LONG RUN  (3 RUN, 5 PASS)                                    3RD-LONG PASS
3-10 M27 #11   3 [    ]                                          3-6  B10 #11 to #2     10
[    ]
3-8  B12 #11  -8 [    ]                                          3-10 M50 #11 to #2      -
[    ]
3-10 M31 #11  10 [    ]                                          3-9  B38 #11 to #2      -
[    ]
                                                                3-16 M36 #11 to #20    23
[    ]
                                                                3-6  B12 #11 to #22    12
[    ]

4TH DOWN RUN  (2 RUN, 0 PASS)                                    4TH DOWN PASS
4-5  B45 #10  -5 [    ]
4-4  B09 #3    3 [    ]
```

```
Brentwood Academy (Sorted by Play type)

1ST DOWN RUN  (16 RUN, 9 PASS)                                   1ST DOWN PASS
1-10 M10 #10  10 [    ]                                          1-10 B20 #14 to #13    45
[    ]
1-10 B27 #28   4 [    ]                                          1-10 M24 #10 to #3     14
[    ]
1-10 M30 #28   0 [    ]                                          1-10 B47 #14 to #3     23
[    ]
1-10 B27 #28   2 [    ]                                          1-10 B27 #14 to #3      -
[    ]
1-4  M04 #28   0 [    ]                                          1-10 B49 #14 to #3      -
[    ]
1-10 B23 #32  -2 [    ]                                          1-20 B13 #14 to #36     -
[    ]
1-10 M14 #32  -3 [    ]                                          1-10 B18 #10 to #5     46
[    ]
```

```
1-10 M38 #32   6 [    ]                                          1-10 B50 #14 to #5      -
[    ]
1-10 B36 #32   8 [    ]                                          1-10 M35 #14 to #       -
[    ]
1-10 B23 #32   3 [    ]
1-10 M17 #32   7 [    ]
1-10 M29 #32   3 [    ]
1-7  M07 #32   7 [    ]
1-10 B06 #32   3 [    ]
1-10 M26 #32  12 [    ]
1-10 M36 #5    7 [    ]

2ND-SHORT RUN  (3 RUN, 0 PASS)                                    2ND-SHORT PASS
2-3  M29 #28   5 [    ]
2-2  B44 #32  18 [    ]
2-3  M10 #32  -1 [    ]

2ND-MIDDLE RUN  (3 RUN, 0 PASS)                                   2ND-MIDDLE PASS
2-6  B31 #28   2 [    ]
2-4  M32 #32  -1 [    ]
2-4  M04 #32   2 [    ]

2ND-LONG RUN  (7 RUN, 3 PASS)                                     2ND-LONG PASS
2-12 B21 #14  -4 [    ]                                          2-7  M26 #14 to #36     -
[    ]
2-10 B50 #28   1 [    ]                                          2-7  B26 #14 to #5      -
[    ]
2-13 M17 #32   4 [    ]                                          2-10 B27 #14 to #       -
[    ]
2-20 B13 #32   4 [    ]
2-7  B09 #32   9 [    ]
2-8  B29 #32  18 [    ]
2-10 B49 #5   -1 [    ]

3RD-SHORT RUN  (1 RUN, 0 PASS)                                    3RD-SHORT PASS
3-2  M02 #32   1 [    ]

3RD-MIDDLE RUN  (1 RUN, 1 PASS)                                   3RD-MIDDLE PASS
3-4  M11 #32   7 [    ]                                          3-4  B33 #14 to #3      -
[    ]

3RD-LONG RUN  (5 RUN, 2 PASS)                                     3RD-LONG PASS
3-9  M49 #28   7 [    ]                                          3-11 B48 #14 to #13     -
[    ]
3-16 B17 #28   2 [    ]                                          3-7  B26 #14 to #30     6
[    ]
3-5  M33 #32   2 [    ]
3-15 M19 #32   6 [    ]
3-7  M26 #32   9 [    ]

4TH DOWN RUN  (4 RUN, 0 PASS)                                     4TH DOWN PASS
4-9  M13 #14  -1 [    ]
4-1  B32 #28   4 [    ]
4-2  M42 #28  -4 [    ]
4-1  M01 #32   1 [    ]
```

2007 Division II Class AA Football Playoffs

November 9 - November 24, 2007 ·

Game 101
Fri. Nov. 9 7:00 PM

#1E/M	MBA (Vacated) (10-0)	49
#5E/M	Knoxville Webb (7-3)	14

Game 102
Fri. Nov. 9 7:00 PM

#2W	MUS (7-3)	14
#3E/M	Father Ryan (8-2)	21

Game 103
Fri. Nov. 9 7:00 PM

#2E/M	Brentwood Academy (9-1)	27
#3W	ECS (8-2)	7

Game 104
Fri. Nov. 9 7:00 PM

#1W	Christian Brothers (8-2)	27
#4E/M	Ensworth (8-2)	34

Game 201
Fri. Nov. 16 7:00 PM

MBA (Vacated)	42
Father Ryan	7

Game 202
Fri. Nov. 16 7:00 PM

Brentwood Academy	42
Ensworth	13

Game 301
Sat. Nov. 24 7:00 PM
BlueCross Bowl @ MTSU

MBA (Vacated)	12
Brentwood Academy	0

MBA (Vacated)

STATE CHAMPION

Notes:

Scoring Summary

Scoring Summary (Final)
2007 Blue Cross Bowl
Brentwood Academy vs MBA (Nov 24, 2007 at Murfreesboro, TN)

Brentwood Academy (11-2) vs. MBA (13-0)
Date: Nov 24, 2007 Site: Murfreesboro, TN Stadium: Floyd Stadium
Attendance:

Score by Quarters	**1**	**2**	**3**	**4**	**Score**
Brentwood Academy...	0	0	0	0	- 0
MBA.....	0	6	3	3	- 12

Scoring Summary:

2nd 09:54 MBA - Fletcher, A. 34 yd field goal
8 plays, 28 yards, TOP 3:26, BA 0 - MBA 3

06:19 MBA - Fletcher, A. 19 yd field goal
5 plays, 16 yards, TOP 2:07, BA 0 - MBA 6

3rd 03:00 MBA - Fletcher, A. 20 yd field goal
6 plays, 51 yards, TOP 1:48, BA 0 - MBA 9

4th 09:38 MBA - Fletcher, A. 23 yd field goal
12 plays, 54 yards, TOP 4:34, BA 0 - MBA 12

Kickoff time: 7:00 PM End of Game: 9:22 Total elapsed time: 2:22
Officials: Referee: Joe Gill; Umpire: Pete Keating; Linesman: Ronnie Brown;
Line judge: Chris Ledbetter; Back judge: Doug Birkoffer; Field judge: Miles Davis ECO;
Scorer: Layman/Morris;
Temperature: 44 Wind: ENE 5mph Weather: Cloudy

Offensive MVP: Andrew Fletcher MBA
Defensive MVP: Nathan Wade MBA
New Championship Record: Most Field Goals Made in Championship game - 4 (Andrew Fletcher, MBA)

Team Statistics

Team Statistics (Final)
2007 Blue Cross Bowl
Brentwood Academy vs MBA (Nov 24, 2007 at Murfreesboro, TN)

	BA	MBA
FIRST DOWNS.....	**8**	**15**
Rushing.....	5	13
Passing.....	3	1
Penalty.....	0	1
NET YARDS RUSHING.....	**109**	**293**
Rushing Attempts.....	26	58
Average Per Rush.....	4.2	5.1
Rushing Touchdowns.....	0	0
Yards Gained Rushing.....	123	298
Yards Lost Rushing.....	14	5
NET YARDS PASSING.....	**35**	**25**
Completions-Attempts-Int....	4-18-2	1-7-1
Average Per Attempt.....	1.9	3.6
Average Per Completion.....	8.8	25.0
Passing Touchdowns.....	0	0
TOTAL OFFENSE YARDS.....	**144**	**318**
Total offense plays.....	44	65
Average Gain Per Play.....	3.3	4.9
Fumbles: Number-Lost.....	2-2	1-1
Penalties: Number-Yards.....	7-31	9-54
PUNTS-YARDS.....	5-197	3-102
Average Yards Per Punt.....	39.4	34.0
Net Yards Per Punt.....	39.4	34.0
Inside 20.....	0	3
50+ Yards.....	0	0
Touchbacks.....	0	0
Fair catch.....	3	0
KICKOFFS-YARDS.....	1-46	5-296
Average Yards Per Kickoff...	46.0	59.2
Net Yards Per Kickoff.....	28.0	39.8
Touchbacks.....	0	3
Punt returns: Number-Yards-TD.	0-0-0	1-0-0
Average Per Return.....	0.0	0.0
Kickoff returns: Number-Yds-TD	2-37-0	1-18-0
Average Per Return.....	18.5	18.0
Interceptions: Number-Yds-TD..	1-5-0	2-0-0
Fumble Returns: Number-Yds-TD.	0-0-0	0-0-0
Miscellaneous Yards.....	0	0
Possession Time.....	16:16	31:44
1st Quarter.....	3:11	8:49
2nd Quarter.....	5:01	6:59
3rd Quarter.....	4:58	7:02
4th Quarter.....	3:06	8:54
Third-Down Conversions.....	2 of 10	4 of 16
Fourth-Down Conversions.....	0 of 0	3 of 3
Red-Zone Scores-Chances.....	0-0	4-6
Sacks By: Number-Yards.....	0-0	1-5
PAT Kicks.....	0-0	0-0
Field Goals.....	0-0	4-4

Individual Statistics

Individual Statistics (Final)
2007 Blue Cross Bowl
Brentwood Academy vs MBA (Nov 24, 2007 at Murfreesboro, TN)

Brentwood Academy

Rushing	No	Gain	Loss	Net	TD	Lg	Avg
Jordan, Chris	16	95	6	89	0	30	5.6
Nelson, Cody	5	19	2	17	0	12	3.4
Graham, Mason	2	9	0	9	0	6	4.5
Coltharp, M.	1	0	0	0	0	0	0.0
McHaney, T.	1	0	2	-2	0	0	-2.0
TEAM	1	0	4	-4	0	0	-4.0
Totals...	26	123	14	109	0	30	4.2

Passing	Att-Cmp-Int	Yds	TD	Long	Sack
Nelson, Cody	17-4-2	35	0	11	1
TEAM	1-0-0	0	0	0	0
Totals...	18-4-2	35	0	11	1

Receiving	No.	Yds	TD	Long
Luna, DJ	2	20	0	11
Boyd, Jackson	2	15	0	8
Totals...	4	35	0	11

Punting	No.	Yds	Avg	Long	In20	TB
Renfro, Nathan	5	197	39.4	43	0	0
Totals...	5	197	39.4	43	0	0

	Punts			Kickoffs			Intercept		
All Returns	No.	Yds.	Lg	No.	Yds.	Lg	No.	Yds.	Lg
Daugherty, C.	0	0	0	2	37	22	0	0	0
Kelly, Michael	0	0	0	0	0	0	1	5	5
Totals...	0	0	0	2	37	22	1	5	5

Field goal attempts

Kickoffs	No.	Yds	TB	OB	Avg
Moore, John	1	46	0	0	46.0

MBA

Rushing	No	Gain	Loss	Net	TD	Lg	Avg
Vinsang, Edward	27	164	2	162	0	36	6.0
Waddey, C.	25	116	3	113	0	18	4.5
Wise, Spencer	3	10	0	10	0	5	3.3
Bartholomew, B.	3	8	0	8	0	5	2.7
Totals...	58	298	5	293	0	36	5.1

Passing	Att-Cmp-Int	Yds	TD	Long	Sack
Wise, Spencer	7-1-1	25	0	25	0
Totals...	7-1-1	25	0	25	0

Receiving	No.	Yds	TD	Long
Harris, Andrew	1	25	0	25
Totals...	1	25	0	25

Punting	No.	Yds	Avg	Long	In20	TB
Bartholomew, B.	3	102	34.0	48	3	0
Totals...	3	102	34.0	48	3	0

	Punts			Kickoffs			Intercept		
All Returns	No.	Yds.	Lg	No.	Yds.	Lg	No.	Yds.	Lg
Rader, Jas	1	0	0	0	0	0	0	0	0
Ford, Reggie	0	0	0	1	18	18	0	0	0
Wade, Nathan	0	0	0	0	0	0	2	0	0
Totals...	1	0	0	1	18	18	2	0	0

Field goal attempts

Fletcher, A.	2nd	09:54	34 yds - Good
Fletcher, A.	2nd	06:19	19 yds - Good
Fletcher, A.	3rd	03:00	20 yds - Good
Fletcher, A.	4th	09:38	23 yds - Good

Kickoffs	No.	Yds	TB	OB	Avg
Fletcher, A.	5	296	3	0	59.2

FUMBLES: Brentwood Academy-Jordan, Chris 1-1; Nelson, Cody 1-1. MBA-Waddey, C. 1-1.

Drive Chart

Drive Chart (Final)
2007 Blue Cross Bowl
Brentwood Academy vs MBA (Nov 24, 2007 at Murfreesboro, TN)

	Drive Started				Drive Ended			Consumed	
Team	**Qtr**	**Spot**	**Time**	**Obtained**	**Spot**	**Time**	**How Lost**	**Pl-Yds**	**TOP**
BA	1st	B16	05:58	Fumble	B21	04:15	Punt	3-5	1:43
BA	1st	B08	02:48	Punt	B12	01:20	Punt	3-4	1:28
BA	2nd	B20	09:54	Kickoff	B18	08:26	Fumble	3--2	1:28
BA	2nd	B20	06:19	Kickoff	B14	04:15	Punt	3--6	2:04
BA	2nd	B15	02:31	Punt	M46	01:02	Interception	6-39	1:29
BA	3rd	B25	12:00	Kickoff	B45	09:03	Fumble	7-20	2:57
BA	3rd	B10	06:01	Interception	B11	04:48	Punt	3-1	1:13
BA	3rd	B16	03:00	Kickoff	B21	02:12	Punt	3-5	0:48
BA	4th	B20	09:38	Kickoff	B35	07:30	Interception	5-15	2:08
BA	4th	B16	00:58	Punt	M46	00:00	End of half	8-38	0:58
MBA	1st	M32	12:00	Kickoff	B16	05:58	Fumble	12-52	6:02#
MBA	1st	M40	04:15	Punt	M44	02:48	Punt	3-4	1:27
MBA	1st	B45	01:20	Punt	B17	09:54	*FIELD GOAL	8-28	3:26#
MBA	2nd	B18	08:26	Fumble	B02	06:19	*FIELD GOAL	5-16	2:07#
MBA	2nd	M43	04:15	Punt	B42	02:31	Punt	5-15	1:44
MBA	2nd	M31	01:02	Interception	M40	00:00	End of half	2-9	1:02
MBA	3rd	B45	09:03	Fumble	B19	06:01	Interception	6-26	3:02#
MBA	3rd	M46	04:48	Punt	B03	03:00	*FIELD GOAL	6-51	1:48#
MBA	3rd	M40	02:12	Punt	B06	09:38	*FIELD GOAL	12-54	4:34#
MBA	4th	M44	07:30	Interception	B41	00:58	Punt	10-15	6:32

BA	**1st Qtr**	**2nd Qtr**	**3rd Qtr**	**4th Qtr**	**1st Half**	**2nd Half**	**Total**
Time of possession	03:11	05:01	04:58	03:06	08:12	08:04	16:16
3rd Down Conversions	0/2	0/3	1/3	1/2	0/5	2/5	2/10
Avg Field Position	B12	B18	B17	B18	B15	B17	B16
4th Down Conversions	0/0	0/0	0/0	0/0	0/0	0/0	0/0

MBA	**1st Qtr**	**2nd Qtr**	**3rd Qtr**	**4th Qtr**	**1st Half**	**2nd Half**	**Total**
Time of possession	08:49	06:59	07:02	08:54	15:48	15:56	31:44
3rd Down Conversions	1/5	0/3	1/3	2/5	1/8	3/8	4/16
Avg Field Position	M42	B48	M47	M44	M47	M46	M46
4th Down Conversions	1/1	1/1	0/0	1/1	2/2	1/1	3/3

Drive Chart (By Quarter)

	Drive Started				Drive Ended			Consumed	
Team	**Qtr**	**Spot**	**Time**	**Obtained**	**Spot**	**Time**	**How Lost**	**Pl-Yds**	**TOP**
MBA	1st	M32	12:00	Kickoff	B16	05:58	Fumble	12-52	6:02#
BA	1st	B16	05:58	Fumble	B21	04:15	Punt	3-5	1:43
MBA	1st	M40	04:15	Punt	M44	02:48	Punt	3-4	1:27
BA	1st	B08	02:48	Punt	B12	01:20	Punt	3-4	1:28
MBA	1st	B45	01:20	Punt	B17	09:54	*FIELD GOAL	8-28	3:26#
BA	2nd	B20	09:54	Kickoff	B18	08:26	Fumble	3--2	1:28
MBA	2nd	B18	08:26	Fumble	B02	06:19	*FIELD GOAL	5-16	2:07#
BA	2nd	B20	06:19	Kickoff	B14	04:15	Punt	3--6	2:04
MBA	2nd	M43	04:15	Punt	B42	02:31	Punt	5-15	1:44
BA	2nd	B15	02:31	Punt	M46	01:02	Interception	6-39	1:29
MBA	2nd	M31	01:02	Interception	M40	00:00	End of half	2-9	1:02
BA	3rd	B25	12:00	Kickoff	B45	09:03	Fumble	7-20	2:57
MBA	3rd	B45	09:03	Fumble	B19	06:01	Interception	6-26	3:02#
BA	3rd	B10	06:01	Interception	B11	04:48	Punt	3-1	1:13
MBA	3rd	M46	04:48	Punt	B03	03:00	*FIELD GOAL	6-51	1:48#
BA	3rd	B16	03:00	Kickoff	B21	02:12	Punt	3-5	0:48
MBA	3rd	M40	02:12	Punt	B06	09:38	*FIELD GOAL	12-54	4:34#
BA	4th	B20	09:38	Kickoff	B35	07:30	Interception	5-15	2:08
MBA	4th	M44	07:30	Interception	B41	00:58	Punt	10-15	6:32
BA	4th	B16	00:58	Punt	M46	00:00	End of half	8-38	0:58

Defensive Statistics

Defensive Statistics (Final)
2007 Blue Cross Bowl
Brentwood Academy vs MBA (Nov 24, 2007 at Murfreesboro, TN)

Brentwood Academy

##	Player	Solo	Ast	Tot	TFL/Yds	FF	FR-Yd	Intc	BrUp	Blkd	Sack/Yds	QH
15	Martin, Jeremy	7	4	11	.	.	.	.	.	.	.	.
4	Rutledge, Jess	5	3	8	.	.	.	.	.	.	.	.
35	Coltharp, M.	4	4	8	.	.	.	.	.	.	.	.
98	McKissack, J.	6	1	7	1.0/1	.	1-0	.	.	.	.	.
43	Graham, Mason	5	2	7	1.0/1	.	.	.	.	.	.	.
65	Carrethers, R.	5	.	5	.	.	.	.	.	.	.	.
44	Pryor, Melvin	4	1	5	.	.	.	.	.	.	.	.
26	Kelly, Michael	4	1	5	.	.	.	1-5	.	.	.	.
24	Jacobs, Mark	2	1	3	.	.	.	.	.	.	.	.
72	Bullard, Alex	1	2	3	.	.	.	.	.	.	.	.
66	Dabney, Barry	2	.	2	1.0/3	.	.	.	.	.	.	.
56	Lewis, Ishmael	2	.	2	.	.	.	.	.	.	.	.
36	Henninger, P.	1	1	2	.	.	.	.	.	.	.	.
2	Cash, Justin	1	.	1	.	.	.	.	.	.	.	.

MBA

##	Player	Solo	Ast	Tot	TFL/Yds	FF	FR-Yd	Intc	BrUp	Blkd	Sack/Yds	QH
74	Cole, Jay	3	1	4	1.0/2	.	1-0	.	1	.	.	.
44	Knight, Alfonza	3	1	4	1.0/5	1	1-0	.	.	.	1.0/5	.
36	Byrge, Mike	1	3	4	.	.	.	.	.	.	.	.
29	Ford, Reggie	3	.	3	.	.	.	.	2	.	.	.
1	Wade, Nathan	2	1	3	.	.	.	2-0	1	.	.	.
20	Webb, Perry	2	.	2	.	.	.	.	.	.	.	.
17	Rader, Jas	1	1	2	.	.	.	.	1	.	.	.
24	McLaughlin, A.	1	1	2	.	.	.	.	.	.	.	.
11	Stumb, Tee	1	1	2	.	.	.	.	1	.	.	.
12	Harris, Andrew	1	.	1	.	.	.	.	.	.	.	.
2	Bartholomew, B.	1	.	1	.	1	.	.	.	.	.	.
99	Jacques, B.	1	.	1	1.0/1	.	.	.	.	.	.	.
52	Ferrell, Matt	1	.	1	1.0/2	.	.	.	.	.	.	.
22	Vinsang, Edward	1	.	1	.	.	.	.	.	.	.	.
50	Bubis, Scott	1	.	1	.	.	.	.	.	.	.	.
57	Daniels, Dane	.	1	1	.	.	.	.	.	.	.	.

Participation Report

Participation Report (Final)
2007 Blue Cross Bowl
Brentwood Academy vs MBA (Nov 24, 2007 at Murfreesboro, TN)

Brentwood Academy: 1-Jordan, Chris, 2-Cash, Justin, 4-Rutledge, Jess, 10-Daugherty, C., 14-Nelson, Cody, 15-Martin, Jeremy,
19-Boyd, Jackson, 24-Jacobs, Mark, 26-Kelly, Michael, 30-Luna, DJ, 35-Coltharp, M., 36-Henninger, P., 43-Graham, Mason,
44-Pryor, Melvin, 56-Lewis, Ishmael, 65-Carrethers, R., 66-Dabney, Barry, 72-Bullard, Alex, 82-Renfro, Nathan, 92-Moore, John,
98-McKissack, J., 99-McHaney, T..

MBA: 1-Wade, Nathan, 2-Bartholomew, B., 8-Waddey, C., 11-Stumb, Tee, 12-Harris, Andrew, 15-Wise, Spencer, 17-Rader, Jas,
20-Webb, Perry, 22-Vinsang, Edward, 24-McLaughlin, A., 29-Ford, Reggie, 36-Byrge, Mike, 37-Fletcher, A., 44-Knight, Alfonza,
50-Bubis, Scott, 52-Ferrell, Matt, 57-Daniels, Dane, 74-Cole, Jay, 99-Jacques, B..

Box Score

Box Score (Final)
Brentwood Academy vs MBA (Nov 24, 2007 at Murfreesboro, TN)

Score by Quarters	1	2	3	4	Score	
Brentwood Academy...	0	0	0	0	- 0	Record: (11-2)
MBA.....	0	6	3	3	- 12	Record: (13-0)

Scoring Summary:
2nd 09:54 MBA - Fletcher, A. 34 yd field goal, 8-28 3:26, BA 0 - MBA 3
06:19 MBA - Fletcher, A. 19 yd field goal, 5-16 2:07, BA 0 - MBA 6
3rd 03:00 MBA - Fletcher, A. 20 yd field goal, 6-51 1:48, BA 0 - MBA 9
4th 09:38 MBA - Fletcher, A. 23 yd field goal, 12-54 4:34, BA 0 - MBA 12

	BA	MBA
FIRST DOWNS.....	**8**	**15**
RUSHES-YARDS (NET).....	**26-109**	**58-293**
PASSING YDS (NET).....	**35**	**25**
Passes Att-Comp-Int.....	18-4-2	7-1-1
TOTAL OFFENSE PLAYS-YARDS.....	**44-144**	**65-318**
Fumble Returns-Yards.....	0-0	0-0
Punt Returns-Yards.....	0-0	1-0
Kickoff Returns-Yards.....	2-37	1-18
Interception Returns-Yards....	1-5	2-0
Punts (Number-Avg).....	5-39.4	3-34.0
Fumbles-Lost.....	2-2	1-1
Penalties-Yards.....	7-31	9-54
Possession Time.....	16:16	31:44
Third-Down Conversions.....	2 of 10	4 of 16
Fourth-Down Conversions.....	0 of 0	3 of 3
Red-Zone Scores-Chances.....	0-0	4-6
Sacks By: Number-Yards.....	0-0	1-5

RUSHING: Brentwood Academy-Jordan, Chris 16-89; Nelson, Cody 5-17; Graham, Mason 2-9; Coltharp, M. 1-0; McHaney, T. 1-minus 2; TEAM 1-minus 4. MBA-Vinsang, Edward 27-162; Waddey, C. 25-113; Wise, Spencer 3-10; Bartholomew, B. 3-8.

PASSING: Brentwood Academy-Nelson, Cody 4-17-2-35; TEAM 0-1-0-0. MBA-Wise, Spencer 1-7-1-25.

RECEIVING: Brentwood Academy-Luna, DJ 2-20; Boyd, Jackson 2-15. MBA-Harris, Andrew 1-25.

INTERCEPTIONS: Brentwood Academy-Kelly, Michael 1-5. MBA-Wade, Nathan 2-0.

FUMBLES: Brentwood Academy-Jordan, Chris 1-1; Nelson, Cody 1-1. MBA-Waddey, C. 1-1.

Stadium: Floyd Stadium Attendance: 0
Kickoff time: 7:00 PM End of Game: 9:22 Total elapsed time: 2:22
Officials: Referee: Joe Gill; Umpire: Pete Keating; Linesman: Ronnie Brown; Line judge: Chris Ledbetter; Back judge: Doug Birkoffer; Field judge: Miles Davis ECO; Scorer: Layman/Morris;
Temperature: 44 Wind: ENE 5mph Weather: Cloudy

Offensive MVP: Andrew Fletcher MBA
Defensive MVP: Nathan Wade MBA
New Championship Record: Most Field Goals Made in Championship game - 4 (Andrew Fletcher, MBA)

Brentwood Academy vs MBA (Nov 24, 2007 at Murfreesboro, TN)

SACKS (UA-A): Brentwood Academy-None. MBA-Knight, Alfonza 1-0.

TACKLES (UA-A): Brentwood Academy-Martin, Jeremy 7-4; Rutledge, Jess 5-3; Coltharp, M. 4-4; McKissack, J. 6-1; Graham, Mason 5-2; Carrethers, R. 5-0; Pryor, Melvin 4-1; Kelly, Michael 4-1; Jacobs, Mark 2-1; Bullard, Alex 1-2; Dabney, Barry 2-0; Lewis, Ishmael 2-0; Henninger, P. 1-1; Cash, Justin 1-0. MBA-Cole, Jay 3-1; Knight, Alfonza 3-1; Byrge, Mike 1-3; Ford, Reggie 3-0; Wade, Nathan 2-1; Webb, Perry 2-0; Stumb, Tee 1-1; McLaughlin, A. 1-1; Rader, Jas 1-1; Bartholomew, B. 1-0; Ferrell, Matt 1-0; Vinsang, Edward 1-0; Jacques, B. 1-0; Harris, Andrew 1-0; Bubis, Scott 1-0; Daniels, Dane 0-1.

Player participation:

Brentwood Academy: 1-Jordan, Chris, 2-Cash, Justin, 4-Rutledge, Jess, 10-Daugherty, C., 14-Nelson, Cody, 15-Martin, Jeremy,
19-Boyd, Jackson, 24-Jacobs, Mark, 26-Kelly, Michael, 30-Luna, DJ, 35-Coltharp, M., 36-Henninger, P., 43-Graham, Mason,
44-Pryor, Melvin, 56-Lewis, Ishmael, 65-Carrethers, R., 66-Dabney, Barry, 72-Bullard, Alex, 82-Renfro, Nathan, 92-Moore, John,
98-McKissack, J., 99-McHaney, T..

MBA: 1-Wade, Nathan, 2-Bartholomew, B., 8-Waddey, C., 11-Stumb, Tee, 12-Harris, Andrew, 15-Wise, Spencer, 17-Rader, Jas,
20-Webb, Perry, 22-Vinsang, Edward, 24-McLaughlin, A., 29-Ford, Reggie, 36-Byrge, Mike, 37-Fletcher, A., 44-Knight, Alfonza,
50-Bubis, Scott, 52-Ferrell, Matt, 57-Daniels, Dane, 74-Cole, Jay, 99-Jacques, B..

Play-by-Play Summary (1st Quarter)

```
               Moore, John kickoff 46 yards to the MBA14, Ford, Reggie return 18 yards to
               the MBA32 (Rutledge, Jess).
      M 1-10 M32   PENALTY MBA delay of game 5 yards to the MBA27.
      M 1-15 M27   Vinsang, Edward rush for 11 yards to the MBA38 (Martin, Jeremy).
      M 2-4  M38   Timeout MBA, clock 11:09.
      M 2-4  M38   Vinsang, Edward rush for 2 yards to the MBA40 (McKissack, J.).
      M 3-2  M40   Waddey, C. rush for 6 yards to the MBA46, 1ST DOWN MBA (Graham,
                   Mason;Jacobs, Mark).
      M 1-10 M46   Waddey, C. rush for 9 yards to the BA45 (Martin, Jeremy;Coltharp, M.).
      M 2-1  B45   Waddey, C. rush for 6 yards to the BA39, 1ST DOWN MBA (Pryor,
                   Melvin).
      M 1-10 B39   Wise, Spencer pass incomplete to Burrus, Swan.
      M 2-10 B39   Vinsang, Edward rush for 3 yards to the BA36 (Jacobs, Mark).
      M 3-7  B36   Waddey, C. rush for 5 yards to the BA31 (Bullard, Alex).
      M 4-2  B31   Timeout Brentwood Academy, clock 07:38.
      M 4-2  B31   Waddey, C. rush for 6 yards to the BA25, 1ST DOWN MBA (Rutledge,
                   Jess).
      M 1-10 B25   Vinsang, Edward rush for 5 yards to the BA20 (Carrethers, R.).
      M 2-5  B20   Bartholomew, B. rush for 2 yards to the BA18 (Lewis, Ishmael).
      M 3-3  B18   Waddey, C. rush to the BA19, fumble by Waddey, C. recovered by BA
                   McKissack, J. at BA16.
--------------- 12 plays, 52 yards, TOP 06:02 ---------------

  B 1-10 B16   BRENTWOOD ACADEMY drive start at 05:58.
  B 1-10 B16   PENALTY BA false start 4 yards to the BA12.
  B 1-14 B12   Jordan, Chris rush for 3 yards to the BA15 (Wade, Nathan;Knight, Alfonza).
  B 2-11 B15   PENALTY BA Encroachment 5 yards to the BA10.
  B 2-16 B10   Jordan, Chris rush for 9 yards to the BA19 (Byrge, Mike).
  B 3-7  B19   Nelson, Cody rush for 2 yards to the BA21 (Cole, Jay).
  B 4-5  B21   Renfro, Nathan punt 39 yards to the MBA40, Rader, Jas return 0 yards to the
               MBA40.
--------------- 3 plays, 5 yards, TOP 01:43 ---------------

      M 1-10 M40   MBA drive start at 04:15.
      M 1-10 M40   PENALTY MBA false start 5 yards to the MBA35.
      M 1-15 M35   Vinsang, Edward rush for 4 yards to the MBA39 (Jacobs, Mark).
      M 2-11 M39   Wise, Spencer pass incomplete to Burrus, Swan.
      M 3-11 M39   Wise, Spencer rush for 5 yards to the MBA44 (Coltharp, M.).
      M 4-6  M44   Bartholomew, B. punt 48 yards to the BA8, downed.
--------------- 3 plays, 4 yards, TOP 01:27 ---------------

  B 1-10 B08   BRENTWOOD ACADEMY drive start at 02:48.
  B 1-10 B08   PENALTY BA Encroachment 4 yards to the BA4.
  B 1-14 B04   PENALTY BA Encroachment 2 yards to the BA2.
  B 1-16 B02   Timeout Brentwood Academy, clock 02:48.
  B 1-16 B02   Jordan, Chris rush for 5 yards to the BA7 (Rader, Jas;Daniels, Dane).
  B 2-11 B07   Nelson, Cody pass incomplete to Pleasant, J. (Wade, Nathan).
  B 3-11 B07   Timeout Brentwood Academy, clock 01:59.
  B 3-11 B07   Jordan, Chris rush for 5 yards to the BA12 (Ford, Reggie).
  B 4-6  B12   Renfro, Nathan punt 33 yards to the BA45, fair catch by Wade, Nathan.
--------------- 3 plays, 4 yards, TOP 01:28 ---------------

      M 1-10 B45   MBA drive start at 01:20.
      M 1-10 B45   Vinsang, Edward rush for 6 yards to the BA39 (Kelly, Michael).
      M 2-4  B39   Waddey, C. rush for 2 yards to the BA37 (Carrethers, R.).
      M 3-2  B37   Waddey, C. rush for 1 yard to the BA36 (Dabney, Barry).

                                    ====END OF 1st QUARTER====
                                    BRENTWOOD ACADEMY 0, MBA 0
                                    ==========================
```

Play-by-Play Summary (2nd quarter)

```
      M 4-1  B36   Start of 2nd quarter, clock 12:00.
      M 4-1  B36   Waddey, C. rush for 13 yards to the BA23, 1ST DOWN MBA (Rutledge,
                   Jess).
      M 1-10 B23   Vinsang, Edward rush for 6 yards to the BA17 (Kelly, Michael;Coltharp,
                   M.).
      M 2-4  B17   Waddey, C. rush for no gain to the BA17 (Graham, Mason).
      M 3-4  B17   PENALTY MBA false start 5 yards to the BA22.
      M 3-9  B22   Waddey, C. rush for 5 yards to the BA17 (Martin, Jeremy).
      M 4-4  B17   Fletcher, A. field goal attempt from 34 GOOD, clock 09:54.

                                   ==========================
                                   BRENTWOOD ACADEMY 0, MBA 3
                                   ==========================

--------------- 8 plays, 28 yards, TOP 03:26 ---------------

                   Fletcher, A. kickoff 60 yards to the BA0, touchback.
  B 1-10 B20   BRENTWOOD ACADEMY drive start at 09:54.
  B 1-10 B20   PENALTY BA Encroachment 5 yards to the BA15.
  B 1-15 B15   Jordan, Chris rush for 5 yards to the BA20 (Knight, Alfonza).
  B 2-10 B20   Nelson, Cody rush for no gain to the BA20 (McLaughlin, A.).
  B 3-10 B20   Nelson, Cody sacked for loss of 5 yards to the BA15 (Knight, Alfonza),
               fumble by Nelson, Cody recovered by MBA Knight, Alfonza at BA18.
--------------- 3 plays, minus 2 yards, TOP 01:28 ---------------

      M 1-10 B18   MBA drive start at 08:26.
      M 1-10 B18   Vinsang, Edward rush for 9 yards to the BA9 (Martin, Jeremy).
      M 2-1  B09   PENALTY MBA false start 4 yards to the BA13.
      M 2-5  B13   Wise, Spencer pass incomplete to Sloan, Joseph, PENALTY BA pass
                   interference 6 yards to the BA7, 1ST DOWN MBA, NO PLAY.
      M 1-G  B07   Vinsang, Edward rush for 4 yards to the BA3 (Carrethers, R.).
      M 2-G  B03   Vinsang, Edward rush for loss of 1 yard to the BA4 (McKissack, J.).
      M 3-G  B04   Timeout MBA, clock 06:58.
      M 3-G  B04   Vinsang, Edward rush for 2 yards to the BA2 (Pryor, Melvin).
      M 4-G  B02   Fletcher, A. field goal attempt from 19 GOOD, clock 06:19.

                                   ==========================
                                   BRENTWOOD ACADEMY 0, MBA 6
                                   ==========================

--------------- 5 plays, 16 yards, TOP 02:07 ---------------

                   Fletcher, A. kickoff 60 yards to the BA0, touchback.
  B 1-10 B20   BRENTWOOD ACADEMY drive start at 06:19.
  B 1-10 B20   Jordan, Chris rush for 1 yard to the BA21 (Bubis, Scott).
  B 2-9  B21   McHaney, T. rush for loss of 2 yards to the BA19 (Ferrell, Matt).
  B 3-11 B19   PENALTY BA false start 5 yards to the BA14.
  B 3-16 B14   Nelson, Cody pass incomplete.
  B 4-16 B14   Renfro, Nathan punt 43 yards to the MBA43, fair catch by Rader, Jas.
--------------- 3 plays, minus 6 yards, TOP 02:04 ---------------

      M 1-10 M43   MBA drive start at 04:15.
      M 1-10 M43   Vinsang, Edward rush for 7 yards to the 50 yardline (Martin, Jeremy).
      M 2-3  M50   Waddey, C. rush for 4 yards to the BA46, 1ST DOWN MBA (Lewis,
                   Ishmael).
      M 1-10 B46   Vinsang, Edward rush for 4 yards to the BA42 (Pryor, Melvin;Bullard,
                   Alex).
      M 2-6  B42   Wise, Spencer pass incomplete to Sloan, Joseph.
      M 3-6  B42   Wise, Spencer pass incomplete to Burrus, Swan.
      M 4-6  B42   Bartholomew, B. punt 28 yards to the BA14, downed.
--------------- 5 plays, 15 yards, TOP 01:44 ---------------

  B 1-10 B14   BRENTWOOD ACADEMY drive start at 02:31.
  B 1-10 B14   BA ball on BA15.
  B 1-10 B15   Graham, Mason rush for 6 yards to the BA21 (Rader, Jas).
  B 2-4  B21   Jordan, Chris rush for 5 yards to the BA26, 1ST DOWN BA (Ford,
               Reggie).
  B 1-10 B26   Jordan, Chris rush for 30 yards to the MBA44, 1ST DOWN BA (Wade,
```

```
               Nathan).
  B 1-10 M44   Jordan, Chris rush for loss of 2 yards to the MBA46 (Cole, Jay).
  B 2-12 M46   Nelson, Cody pass incomplete to Luna, DJ.
  B 3-12 M46   Nelson, Cody pass intercepted by Wade, Nathan at the MBA31, Wade, Nathan
               return 0 yards to the MBA31.
--------------- 6 plays, 39 yards, TOP 01:29 ---------------

      M 1-10 M31   MBA drive start at 01:02.
      M 1-10 M31   Vinsang, Edward rush for 2 yards to the MBA33 (Coltharp, M.).
      M 2-8  M33   Vinsang, Edward rush for 7 yards to the MBA40 (Henninger, P.).
      M 3-1  M40   End of half, clock 00:00.

                                    ====END OF 2nd QUARTER====
                                    BRENTWOOD ACADEMY 0, MBA 6
                                    ==========================
```

Play-by-Play Summary (3rd quarter)

```
      M 3-1  M40   Start of 3rd quarter, clock 12:00.
--------------- 2 plays, 9 yards, TOP 01:02 ---------------

                   Fletcher, A. kickoff 57 yards to the BA3, Daugherty, C. return 22 yards
                   to the BA25 (Webb, Perry).
  B 1-10 B25   BRENTWOOD ACADEMY drive start at 12:00.
  B 1-10 B25   Jordan, Chris rush for 8 yards to the BA33 (Wade, Nathan).
  B 2-2  B33   Graham, Mason rush for 3 yards to the BA36, 1ST DOWN BA (Cole,
               Jay;Byrge, Mike).
  B 1-10 B36   Nelson, Cody pass incomplete to Garlington, W..
  B 2-10 B36   Jordan, Chris rush for 8 yards to the BA44 (Vinsang, Edward).
  B 3-2  B44   Jordan, Chris rush for 4 yards to the BA48, 1ST DOWN BA (Stumb,
               Tee;Byrge, Mike).
  B 1-10 B48   Coltharp, M. rush for no gain to the BA48 (Byrge, Mike;McLaughlin, A.).
  B 2-10 B48   Jordan, Chris rush to the BA48, fumble forced by Bartholomew, B., fumble by
               Jordan, Chris recovered by MBA Cole, Jay at BA45.
--------------- 7 plays, 20 yards, TOP 02:57 ---------------

      M 1-10 B45   MBA drive start at 09:03.
      M 1-10 B45   Vinsang, Edward rush for 13 yards to the BA32, 1ST DOWN MBA
                   (McKissack, J.;Bullard, Alex).
      M 1-10 B32   Vinsang, Edward rush for 2 yards to the BA30 (Carrethers, R.).
      M 2-8  B30   Waddey, C. rush for 18 yards to the BA12, 1ST DOWN MBA (Coltharp,
                   M.;Martin, Jeremy).
      M 1-10 B12   PENALTY MBA false start 5 yards to the BA17.
      M 1-15 B17   Waddey, C. rush for loss of 3 yards to the BA20 (Dabney, Barry).
      M 2-18 B20   Wise, Spencer rush for 1 yard to the BA19 (Pryor, Melvin).
      M 3-17 B19   Wise, Spencer pass intercepted by Kelly, Michael at the BA5, Kelly,
                   Michael return 5 yards to the BA10 (Harris, Andrew).
--------------- 6 plays, 26 yards, TOP 03:02 ---------------

  B 1-10 B10   BRENTWOOD ACADEMY drive start at 06:01.
  B 1-10 B10   Jordan, Chris rush for 5 yards to the BA15 (Knight, Alfonza).
  B 2-5  B15   TEAM rush for loss of 4 yards to the BA11.
  B 3-9  B11   Nelson, Cody pass incomplete to Luna, DJ.
  B 4-9  B11   Renfro, Nathan punt 43 yards to the MBA46, fair catch by Rader, Jas.
--------------- 3 plays, 1 yards, TOP 01:13 ---------------

      M 1-10 M46   MBA drive start at 04:48.
      M 1-10 M46   Vinsang, Edward rush for 10 yards to the BA44, 1ST DOWN MBA
                   (Kelly, Michael).
      M 1-10 B44   Vinsang, Edward rush for 36 yards to the BA8, 1ST DOWN MBA
                   (Martin, Jeremy).
      M 1-G  B08   Vinsang, Edward rush for loss of 1 yard to the BA9 (Graham, Mason).
      M 2-G  B09   Vinsang, Edward rush for 6 yards to the BA3 (Martin, Jeremy;Rutledge,
                   Jess).
      M 3-G  B03   Vinsang, Edward rush for no gain to the BA3 (Graham, Mason).
      M 4-G  B03   Timeout Brentwood Academy, clock 03:06.
      M 4-G  B03   Fletcher, A. field goal attempt from 20 GOOD, clock 03:00.

                                   ==========================
                                   BRENTWOOD ACADEMY 0, MBA 9
                                   ==========================

--------------- 6 plays, 51 yards, TOP 01:48 ---------------

                   Fletcher, A. kickoff 59 yards to the BA1, Daugherty, C. return 15 yards
                   to the BA16 (Webb, Perry).
  B 1-10 B16   BRENTWOOD ACADEMY drive start at 03:00.
  B 1-10 B16   Nelson, Cody pass incomplete to Pleasant, J. (Ford, Reggie).
  B 2-10 B16   Nelson, Cody rush for 5 yards to the BA21 (Cole, Jay).
  B 3-5  B21   Nelson, Cody pass incomplete to Boyd, Jackson (Stumb, Tee).
  B 4-5  B21   Renfro, Nathan punt 39 yards to the MBA40, downed.
--------------- 3 plays, 5 yards, TOP 00:48 ---------------

      M 1-10 M40   MBA drive start at 02:12.
      M 1-10 M40   PENALTY MBA false start 5 yards to the MBA35.
      M 1-15 M35   Waddey, C. rush for 1 yard to the MBA36 (Rutledge, Jess;Henninger, P.).
```

M 2-14 M36 Bartholomew, B. rush for 1 yard to the MBA37 (Rutledge, Jess).
M 3-13 M37 Wise, Spencer pass complete to Harris, Andrew for 25 yards to the BA38, **1ST DOWN MBA** (Cash, Justin).
M 1-10 B38 *PENALTY MBA substitution infraction 5 yards to the BA43*.
M 1-15 B43 Vinsang, Edward rush for 9 yards to the BA34 (Kelly, Michael). Sideline warning issued to MBA.
M 2-6 B34 Vinsang, Edward rush for 10 yards to the BA24, **1ST DOWN MBA** (Martin, Jeremy).
M 1-10 B24 Vinsang, Edward rush for 2 yards to the BA22 (McKissack, J.).

====END OF 3rd QUARTER====
BRENTWOOD ACADEMY 0, MBA 9
==========

Play-by-Play Summary (4th quarter)

```
      M 2-8  B22   Start of 4th quarter, clock 12:00.
      M 2-8  B22   Vinsang, Edward rush for 4 yards to the BA18 (Pryor, Melvin).
      M 3-4  B18   Waddey, C. rush for 6 yards to the BA12, 1ST DOWN MBA (Coltharp,
                   M.).
      M 1-10 B12   Waddey, C. rush for 1 yard to the BA11 (McKissack, J.).
                   Sideline Warning issued to Brentwood Academy.
      M 2-9  B11   Wise, Spencer pass incomplete to Bartholomew, B..
      M 3-9  B11   Waddey, C. rush for 5 yards to the BA6 (Rutledge, Jess).
      M 4-4  B06   Fletcher, A. field goal attempt from 23 GOOD, clock 09:38.

                                   ==========================
                                   BRENTWOOD ACADEMY 0, MBA 12
                                   ==========================

--------------- 12 plays, 54 yards, TOP 04:34 ---------------

                   Fletcher, A. kickoff 60 yards to the BA0, touchback.
  B 1-10 B20   BRENTWOOD ACADEMY drive start at 09:38.
  B 1-10 B20   Jordan, Chris rush for 7 yards to the BA27 (Ford, Reggie).
  B 2-3  B27   Nelson, Cody pass complete to Luna, DJ for 9 yards to the BA36, 1ST DOWN
               BA (Stumb, Tee).
  B 1-10 B36   Nelson, Cody pass incomplete to Luna, DJ.
  B 2-10 B36   Jordan, Chris rush for loss of 1 yard to the BA35 (Jacques, B.).
  B 3-11 B35   Nelson, Cody pass intercepted by Wade, Nathan at the MBA44, Wade, Nathan
               return 0 yards to the MBA44.
--------------- 5 plays, 15 yards, TOP 02:08 ---------------

      M 1-10 M44   MBA drive start at 07:30.
      M 1-10 M44   Vinsang, Edward rush for no gain to the MBA44 (McKissack, J.).
      M 2-10 M44   Waddey, C. rush for 9 yards to the BA47 (Graham, Mason;Martin, Jeremy).
      M 3-1  B47   Wise, Spencer rush for 4 yards to the BA43, 1ST DOWN MBA
                   (Rutledge, Jess;Coltharp, M.).
      M 1-10 B43   Waddey, C. rush for 4 yards to the BA39 (Graham, Mason).
      M 2-6  B39   Waddey, C. rush for 4 yards to the BA35 (McKissack, J.).
      M 3-2  B35   Waddey, C. rush for 1 yard to the BA34 (Martin, Jeremy).
      M 4-1  B34   Waddey, C. rush for 2 yards to the BA32, 1ST DOWN MBA (Coltharp,
                   M.).
      M 1-10 B32   PENALTY MBA false start 5 yards to the BA37.
      M 1-15 B37   Waddey, C. rush for 4 yards to the BA33 (Carrethers, R.).
      M 2-11 B33   Vinsang, Edward rush for 4 yards to the BA29 (Carrethers, R.),
                   PENALTY MBA holding 15 yards to the BA48, NO PLAY.
      M 2-26 B48   Bartholomew, B. rush for 5 yards to the BA43 (Graham, Mason).
      M 3-21 B43   Timeout Brentwood Academy, clock 01:17.
      M 3-21 B43   Waddey, C. rush for 2 yards to the BA41 (Kelly, Michael).
      M 4-19 B41   Timeout Brentwood Academy, clock 01:10.
      M 4-19 B41   Bartholomew, B. punt 26 yards to the BA15, downed.
--------------- 10 plays, 15 yards, TOP 06:32 ---------------

  B 1-10 B15   BRENTWOOD ACADEMY drive start at 00:58.
  B 1-10 B15   BA ball on BA16.
  B 1-10 B16   Nelson, Cody pass complete to Boyd, Jackson for 7 yards to the BA23.
  B 2-3  B23   Nelson, Cody pass complete to Boyd, Jackson for 8 yards to the BA31, 1ST
               DOWN BA, out-of-bounds.
  B 1-10 B31   Nelson, Cody pass incomplete to Garlington, W. (Ford, Reggie).
  B 2-10 B31   Nelson, Cody pass incomplete to Pleasant, J. (Cole, Jay).
  B 3-10 B31   Nelson, Cody pass complete to Luna, DJ for 11 yards to the BA42, 1ST DOWN
               BA.
  B 1-10 B42   TEAM pass incomplete.
  B 2-10 B42   Nelson, Cody rush for 12 yards to the MBA46, 1ST DOWN BA.
  B 1-10 M46   Nelson, Cody pass incomplete to Luna, DJ (Rader, Jas).
  B 2-10 M46   End of game, clock 00:00.
--------------- 8 plays, 38 yards, TOP 00:58 ---------------

                                   ========FINAL SCORE========
                                   BRENTWOOD ACADEMY 0, MBA 12
                                   ==========================
```

Play Breakdown Summary

Play Breakdown Summary (Final)
2007 Blue Cross Bowl
Brentwood Academy vs MBA (Nov 24, 2007 at Murfreesboro, TN)

Brentwood Academy Down	RUN	PASS	Total
OVERALL.....	25	19	44
1ST DOWN.....	11	7	18
2ND DOWN-SHORT...	1	2	3
2ND DOWN-MIDDLE..	2	0	2
2ND DOWN-LONG....	8	3	11
3RD DOWN-SHORT...	1	0	1
3RD DOWN-MIDDLE..	0	0	0
3RD DOWN-LONG....	2	7	9
4TH DOWN.....	0	0	0

MBA Down	RUN	PASS	Total
OVERALL.....	58	7	65
1ST DOWN.....	24	1	25
2ND DOWN-SHORT...	3	0	3
2ND DOWN-MIDDLE..	6	1	7
2ND DOWN-LONG....	9	2	11
3RD DOWN-SHORT...	4	0	4
3RD DOWN-MIDDLE..	4	0	4
3RD DOWN-LONG....	5	3	8
4TH DOWN.....	3	0	3

Brentwood Academy Formation	RUN	PASS	Total
.....	25	19	44

MBA Formation	RUN	PASS	Total
.....	58	7	65

Play Breakdown

Play Breakdown (Final)
2007 Blue Cross Bowl
Brentwood Academy vs MBA (Nov 24, 2007 at Murfreesboro, TN)

Brentwood Academy (Sorted by Play type)

1ST DOWN RUN (11 RUN, 7 PASS)

1-10 B20 #1	7	[ ]
1-10 M44 #1	-2	[ ]
1-10 B26 #1	30	[ ]
1-16 B02 #1	5	[ ]
1-10 B25 #1	8	[ ]
1-15 B15 #1	5	[ ]
1-10 B10 #1	5	[ ]
1-14 B12 #1	3	[ ]
1-10 B20 #1	1	[ ]
1-10 B48 #35	0	[ ]
1-10 B15 #43	6	[ ]

1ST DOWN PASS

1-10 B16 #14 to #19	7	[ ]
1-10 B36 #14 to #3	-	[ ]
1-10 B31 #14 to #3	-	[ ]
1-10 M46 #14 to #30	-	[ ]
1-10 B36 #14 to #30	-	[ ]
1-10 B16 #14 to #5	-	[ ]
1-10 B42 #TM to #	-	[ ]

2ND-SHORT RUN (1 RUN, 2 PASS)

2-2 B33 #43	3	[ ]

2ND-SHORT PASS

2-3 B23 #14 to #19	8	[ ]
2-3 B27 #14 to #30	9	[ ]

2ND-MIDDLE RUN (2 RUN, 0 PASS)

2-4 B21 #1	5	[ ]
2-5 B15 #TM	-4	[ ]

2ND-MIDDLE PASS

2ND-LONG RUN (8 RUN, 3 PASS)

2-10 B36 #1	8	[ ]
2-10 B36 #1	-1	[ ]
2-10 B48 #1	0	[ ]
2-16 B10 #1	9	[ ]
2-10 B42 #14	12	[ ]
2-10 B20 #14	0	[ ]
2-10 B16 #14	5	[ ]
2-9 B21 #99	-2	[ ]

2ND-LONG PASS

2-12 M46 #14 to #30	-	[ ]
2-11 B07 #14 to #5	-	[ ]
2-10 B31 #14 to #5	-	[ ]

3RD-SHORT RUN (1 RUN, 0 PASS)

3-2 B44 #1	4	[ ]

3RD-SHORT PASS

3RD-MIDDLE RUN (0 RUN, 0 PASS)

3RD-MIDDLE PASS

3RD-LONG RUN (2 RUN, 7 PASS)

3-11 B07 #1	5	[ ]
3-7 B19 #14	2	[ ]

3RD-LONG PASS

3-11 B35 #14 to #1	INT	[ ]
3-12 M46 #14 to #1	INT	[ ]

	3-5 B21 #14 to #19 - [ ]
	3-9 B11 #14 to #30 - [ ]
	3-10 B31 #14 to #30 11 [ ]
	3-10 B20 #14 to # - [ ]
	3-16 B14 #14 to # - [ ]
4TH DOWN RUN (0 RUN, 0 PASS)	4TH DOWN PASS

Play Breakdown

Play Breakdown (Final)
2007 Blue Cross Bowl
Brentwood Academy vs MBA (Nov 24, 2007 at Murfreesboro, TN)

MBA (Sorted by Play type)

1ST DOWN RUN (24 RUN, 1 PASS)	1ST DOWN PASS
1-15 M35 #22 4 [ ]	1-10 B39 #15 to #14 - [ ]
1-15 B43 #22 9 [ ]	
1-10 B45 #22 6 [ ]	
1-10 B24 #22 2 [ ]	
1-8 B08 #22 -1 [ ]	
1-10 B44 #22 36 [ ]	
1-10 M46 #22 10 [ ]	
1-10 B23 #22 6 [ ]	
1-10 B25 #22 5 [ ]	
1-10 B32 #22 2 [ ]	
1-10 B45 #22 13 [ ]	
1-10 M44 #22 0 [ ]	
1-10 B18 #22 9 [ ]	
1-10 M31 #22 2 [ ]	
1-7 B07 #22 4 [ ]	
1-10 B46 #22 4 [ ]	
1-10 M43 #22 7 [ ]	
1-15 M27 #22 11 [ ]	
1-15 B37 #8 4 [ ]	
1-10 M46 #8 9 [ ]	
1-10 B43 #8 4 [ ]	
1-15 B17 #8 -3 [ ]	
1-10 B12 #8 1 [ ]	
1-15 M35 #8 1 [ ]	
2ND-SHORT RUN (3 RUN, 0 PASS)	2ND-SHORT PASS
2-3 B03 #22 -1 [ ]	
2-1 B45 #8 6 [ ]	
2-3 M50 #8 4 [ ]	
2ND-MIDDLE RUN (6 RUN, 1 PASS)	2ND-MIDDLE PASS
2-5 B20 #2 2 [ ]	2-6 B42 #15 to #82 - [ ]
2-6 B34 #22 10 [ ]	
2-4 M38 #22 2 [ ]	
2-6 B39 #8 4 [ ]	
2-4 B17 #8 0 [ ]	
2-4 B39 #8 2 [ ]	
2ND-LONG RUN (9 RUN, 2 PASS)	2ND-LONG PASS
2-18 B20 #15 1 [ ]	2-11 M39 #15 to #14 - [ ]
2-14 M36 #2 1 [ ]	2-9 B11 #15 to #2 - [ ]
2-26 B48 #2 5 [ ]	
2-9 B09 #22 6 [ ]	
2-8 B22 #22 4 [ ]	
2-10 B39 #22 3 [ ]	
2-8 M33 #22 7 [ ]	
2-10 M44 #8 9 [ ]	
2-8 B30 #8 18 [ ]	
3RD-SHORT RUN (4 RUN, 0 PASS)	3RD-SHORT PASS
3-1 B47 #15 4 [ ]	
3-2 B35 #8 1 [ ]	
3-2 M40 #8 6 [ ]	
3-2 B37 #8 1 [ ]	

3RD-MIDDLE RUN (4 RUN, 0 PASS)

3-3	B03 #22	0	[	]
3-4	B04 #22	2	[	]
3-3	B18 #8	-1	[	]
3-4	B18 #8	6	[	]

3RD-MIDDLE PASS

3RD-LONG RUN (5 RUN, 3 PASS)

3-11	M39 #15	5	[	]
3-7	B36 #8	5	[	]
3-21	B43 #8	2	[	]
3-9	B22 #8	5	[	]
3-9	B11 #8	5	[	]

3RD-LONG PASS

3-13	M37 #15 to #12	25	[	]
3-6	B42 #15 to #14	-	[	]
3-17	B19 #15 to #26	INT	[	]

4TH DOWN RUN (3 RUN, 0 PASS)

4-1	B34 #8	2	[	]
4-2	B31 #8	6	[	]
4-1	B36 #8	13	[	]

4TH DOWN PASS

2006 Division II Class AAA Football Playoffs

November 3 - November 18, 2006 ·



Notes:

Scoring Summary

Scoring Summary (Final)
2006 DII Blue Cross Bowl
McCallie vs Brentwood Academy (Nov 18, 2006 at Murfreesboro, Tenn.)

McCallie (10-2) vs. Brentwood Academy (11-1)
Date: Nov 18, 2006 Site: Murfreesboro, Tenn. Stadium: Floyd Stadium
Attendance: 2205

Score by Quarters	**1**	**2**	**3**	**4**	**Score**
McCallie.....	0	13	0	21	- 34
Brentwood Academy...	3	14	7	13	- 37

Scoring Summary:

1st 06:34 BAHS - Baker, Tyler 32 yd field goal
11 plays, 50 yards, TOP 5:26, MHS 0 - BAHS 3
2nd 11:51 BAHS - Kottas, Bill 0 yd fumble recovery (Baker, Tyler kick)
6 plays, 67 yards, TOP 3:08, MHS 0 - BAHS 10
09:23 MHS - Poindexter, R. 18 yd run (Bradford, Joel kick)
7 plays, 80 yards, TOP 2:28, MHS 7 - BAHS 10
04:01 BAHS - Caffee, Trent 4 yd run (Baker, Tyler kick)
5 plays, 80 yards, TOP 1:09, MHS 7 - BAHS 17
03:17 MHS - Coleman, B.J. 1 yd run (Bradford, Joel kick failed)
3 plays, 82 yards, TOP 0:44, MHS 13 - BAHS 17
3rd 02:46 BAHS - Caffee, Trent 3 yd run (Baker, Tyler kick)
8 plays, 42 yards, TOP 3:48, MHS 13 - BAHS 24
4th 09:15 BAHS - Caffee, Trent 13 yd run (Baker, Tyler kick)
9 plays, 61 yards, TOP 4:19, MHS 13 - BAHS 31
09:04 MHS - Dozier, Walter 63 yd pass from Coleman, B.J. (Bradford, Joel kick)
1 play, 63 yards, TOP 0:11, MHS 20 - BAHS 31
06:47 BAHS - White, Ryan 39 yd run (Baker, Tyler kick failed)
5 plays, 72 yards, TOP 2:17, MHS 20 - BAHS 37
04:32 MHS - Coleman, B.J. 3 yd run (Bradford, Joel kick)
7 plays, 75 yards, TOP 2:15, MHS 27 - BAHS 37
02:34 MHS - Poindexter, R. 1 yd run (Bradford, Joel kick)
9 plays, 47 yards, TOP 1:58, MHS 34 - BAHS 37

Kickoff time: 7:00 pm End of Game: 9:23 Total elapsed time: 2:23
Officials: Referee: Al Pond; Umpire: Tim Webster; Linesman: Hank White;
Line judge: Craig Gonsewski; Back judge: Bob Pack; Field judge: ECO:;
Side judge: Eugene London; Scorer: Janet Layman;
Temperature: 47 Wind: NNW 10m Weather: Partly Cloudy

Offensive MVP: Trent Caffee (BHS)
Defensive MVP: Jay Fullam (McCallie)

Team Statistics

Team Statistics (Final)
2006 DII Blue Cross Bowl
McCallie vs Brentwood Academy (Nov 18, 2006 at Murfreesboro, Tenn.)

	MHS	BAHS
FIRST DOWNS	**19**	**22**
Rushing	8	13
Passing	11	9
Penalty	0	0
NET YARDS RUSHING	**122**	**272**
Rushing Attempts	32	42
Average Per Rush	3.8	6.5
Yards Gained Rushing	162	286
Yards Lost Rushing	40	14
NET YARDS PASSING	**346**	**188**
Completions-Attempts-Int	17-28-0	14-19-0
Average Per Attempt	12.4	9.9
Average Per Completion	20.4	13.4
TOTAL OFFENSE YARDS	**468**	**460**
Total offense plays	60	61
Average Gain Per Play	7.8	7.5
Fumbles: Number-Lost	1-0	3-1
Penalties: Number-Yards	1-10	5-34
PUNTS-YARDS	5-179	2-80
Average Yards Per Punt	35.8	40.0
Net Yards Per Punt	29.2	40.0
Inside 20	1	1
50+ Yards	1	0
Touchbacks	1	0
Fair catch	0	1
KICKOFFS-YARDS	4-212	7-409
Average Yards Per Kickoff	53.0	58.4
Net Yards Per Kickoff	36.2	45.1
Touchbacks	0	3
Punt returns: Number-Yards-TD	0-0-0	2-13-0
Average Per Return	0.0	6.5
Kickoff returns: Number-Yds-TD	2-33-0	5-67-0
Average Per Return	16.5	13.4
Interceptions: Number-Yds-TD	0-0-0	0-0-0
Fumble Returns: Number-Yds-TD	0-0-0	0-0-0
Miscellaneous Yards	0	0
Possession Time	19:58	28:02
1st Quarter	3:35	8:25
2nd Quarter	7:54	4:06
3rd Quarter	4:05	7:55
4th Quarter	4:24	7:36
Third-Down Conversions	5 of 12	6 of 10
Fourth-Down Conversions	1 of 2	0 of 0
Red-Zone Scores-Chances	4-4	5-6
Sacks By: Number-Yards	0-0	3-25
PAT Kicks	4-5	4-5
Field Goals	0-0	1-2

Individual Statistics

Individual Statistics (Final)
2006 DII Blue Cross Bowl
McCallie vs Brentwood Academy (Nov 18, 2006 at Murfreesboro, Tenn.)

McCallie

Rushing	No	Gain	Loss	Net	TD	Lg	Avg
Conney, Anthony	13	79	0	79	0	23	6.1
Poindexter, R.	7	43	2	41	2	18	5.9
Fullam, Jay	1	9	0	9	0	9	9.0
Coleman, B.J.	10	31	30	1	2	16	0.1
Dozier, Walter	1	0	8	-8	0	0	-8.0
Totals...	32	162	40	122	4	23	3.8

Passing	Att-Cmp-Int	Yds	TD	Long	Sack
Coleman, B.J.	28-17-0	346	1	83	3
Totals...	28-17-0	346	1	83	3

Receiving	No.	Yds	TD	Long
Bradford, Joel	8	185	0	83
Dozier, Walter	6	122	1	63
Poindexter, R.	1	24	0	24
Newman, Jonny	1	13	0	13
Conney, Anthony	1	2	0	2
Totals...	17	346	1	83

Punting	No.	Yds	Avg	Long	In20	TB
Bradford, Joel	5	179	35.8	50	1	1
Totals...	5	179	35.8	50	1	1

All Returns	Punts No.	Yds	Lg	Kickoffs No.	Yds	Lg	Intercept No.	Yds	Lg
Conney, Anthony	0	0	0	1	15	15	0	0	0
Fullam, Jay	0	0	0	1	18	18	0	0	0
Totals...	0	0	0	2	33	18	0	0	0

Field goal attempts

Kickoffs	No.	Yds	TB	OB	Avg
Bradford, Joel	4	212	0	1	53.0

Brentwood Academy

Rushing	No	Gain	Loss	Net	TD	Lg	Avg
White, Ryan	19	149	7	142	1	39	7.5
Ford, Tyree	10	99	4	95	0	60	9.5
Caffee, Trent	6	26	0	26	3	13	4.3
Harwood, Brooks	3	6	0	6	0	2	2.0
Garrett, John	2	6	0	6	0	5	3.0
TEAM	2	0	3	-3	0	0	-1.5
Totals...	42	286	14	272	4	60	6.5

Passing	Att-Cmp-Int	Yds	TD	Long	Sack
Caffee, Trent	19-14-0	188	1	38	0
Totals...	19-14-0	188	1	38	0

Receiving	No.	Yds	TD	Long
Garrett, John	9	125	0	38
Kottas, Bill	3	26	1	14
White, Ryan	1	19	0	19
Schuyler, Luke	1	18	0	17
Totals...	14	188	1	38

Punting	No.	Yds	Avg	Long	In20	TB
Baker, Tyler	2	80	40.0	42	1	0
Totals...	2	80	40.0	42	1	0

All Returns	Punts No.	Yds	Lg	Kickoffs No.	Yds	Lg	Intercept No.	Yds	Lg
Garrett, John	0	0	0	1	25	25	0	0	0
White, Ryan	2	13	13	0	0	0	0	0	0
Coley, Johnson	0	0	0	1	2	2	0	0	0
TEAM	0	0	0	1	0	0	0	0	0
Ford, Tyree	0	0	0	2	40	26	0	0	0
Totals...	2	13	13	5	67	26	0	0	0

Field goal attempts

Baker, Tyler	1st 06:34	32 yds - Good
Baker, Tyler	3rd 07:29	36 yds - Missed

Kickoffs	No.	Yds	TB	OB	Avg
Baker, Tyler	7	409	3	1	58.4

FUMBLES: McCallie-Poindexter, R. 1-0. Brentwood Academy-White, Ryan 1-0; TEAM 1-1; Schuyler, Luke 1-0.

Drive Chart

Drive Chart (Final)
2006 DII Blue Cross Bowl
McCallie vs Brentwood Academy (Nov 18, 2006 at Murfreesboro, Tenn.)

	Drive Started				Drive Ended			Consumed	
Team	**Qtr**	**Spot**	**Time**	**Obtained**	**Spot**	**Time**	**How Lost**	**Pl-Yds**	**TOP**
MHS	1st	M35	06:34	Kickoff	B32	02:59	Downs	8-33	3:35
MHS	2nd	M20	11:51	Kickoff	B00	09:23	*TOUCHDOWN	7-80	2:28#
MHS	2nd	M20	08:04	Punt	M50	05:10	Punt	6-30	2:54
MHS	2nd	M18	04:01	Kickoff	B00	03:17	*TOUCHDOWN	3-82	0:44#
MHS	2nd	M10	01:58	Punt	B43	00:10	Punt	8-47	1:48
MHS	3rd	M20	12:00	Kickoff	M19	10:02	Punt	3--1	1:58
MHS	3rd	M16	07:29	Missed FG	M11	06:34	Punt	3--5	0:55
MHS	3rd	M20	02:46	Kickoff	M32	01:34	Punt	5-12	1:12
MHS	4th	M37	09:15	Kickoff	B00	09:04	*TOUCHDOWN	1-63	0:11
MHS	4th	M25	06:47	Kickoff	B00	04:32	*TOUCHDOWN	7-75	2:15#
MHS	4th	B47	04:32	Kickoff	B00	02:34	*TOUCHDOWN	9-47	1:58#
BAHS	1st	B35	12:00	Kickoff	M15	06:34	*FIELD GOAL	11-50	5:26#
BAHS	1st	B33	02:59	Downs	M00	11:51	*TOUCHDOWN	6-67	3:08#
BAHS	2nd	B27	09:23	Kickoff	B42	08:04	Punt	4-15	1:19
BAHS	2nd	B20	05:10	Punt	M00	04:01	*TOUCHDOWN	5-80	1:09#
BAHS	2nd	B37	03:17	Kickoff	B48	01:58	Punt	4-11	1:19
BAHS	2nd	B04	00:10	Punt	B03	00:00	End of half	1--1	0:10
BAHS	3rd	M46	10:02	Punt	M19	07:29	Missed FG	6-27	2:33#
BAHS	3rd	M42	06:34	Punt	M00	02:46	*TOUCHDOWN	8-42	3:48#
BAHS	3rd	B39	01:34	Punt	M00	09:15	*TOUCHDOWN	9-61	4:19#
BAHS	4th	B28	09:04	Kickoff	M00	06:47	*TOUCHDOWN	5-72	2:17
BAHS	4th	M48	02:34	Kickoff	M31	00:00	End of half	4-17	2:34

MHS	**1st Qtr**	**2nd Qtr**	**3rd Qtr**	**4th Qtr**	**1st Half**	**2nd Half**	**Total**
Time of possession	03:35	07:54	04:05	04:24	11:29	08:29	19:58
3rd Down Conversions	0/1	3/5	0/3	2/3	3/6	2/6	5/12
Avg Field Position	M35	M17	M18	M38	M20	M28	M24
4th Down Conversions	0/1	0/0	0/0	1/1	0/1	1/1	1/2

BAHS	**1st Qtr**	**2nd Qtr**	**3rd Qtr**	**4th Qtr**	**1st Half**	**2nd Half**	**Total**
Time of possession	08:25	04:06	07:55	07:36	12:31	15:31	28:02
3rd Down Conversions	3/4	0/2	1/2	2/2	3/6	3/4	6/10
Avg Field Position	B34	B22	B50	B40	B26	B46	B35
4th Down Conversions	0/0	0/0	0/0	0/0	0/0	0/0	0/0

Drive Chart (By Quarter)

	Drive Started				Drive Ended			Consumed	
Team	**Qtr**	**Spot**	**Time**	**Obtained**	**Spot**	**Time**	**How Lost**	**Pl-Yds**	**TOP**
BAHS	1st	B35	12:00	Kickoff	M15	06:34	*FIELD GOAL	11-50	5:26#
MHS	1st	M35	06:34	Kickoff	B32	02:59	Downs	8-33	3:35
BAHS	1st	B33	02:59	Downs	M00	11:51	*TOUCHDOWN	6-67	3:08#
MHS	2nd	M20	11:51	Kickoff	B00	09:23	*TOUCHDOWN	7-80	2:28#
BAHS	2nd	B27	09:23	Kickoff	B42	08:04	Punt	4-15	1:19
MHS	2nd	M20	08:04	Punt	M50	05:10	Punt	6-30	2:54
BAHS	2nd	B20	05:10	Punt	M00	04:01	*TOUCHDOWN	5-80	1:09#
MHS	2nd	M18	04:01	Kickoff	B00	03:17	*TOUCHDOWN	3-82	0:44#
BAHS	2nd	B37	03:17	Kickoff	B48	01:58	Punt	4-11	1:19
MHS	2nd	M10	01:58	Punt	B43	00:10	Punt	8-47	1:48
BAHS	2nd	B04	00:10	Punt	B03	00:00	End of half	1--1	0:10
MHS	3rd	M20	12:00	Kickoff	M19	10:02	Punt	3--1	1:58
BAHS	3rd	M46	10:02	Punt	M19	07:29	Missed FG	6-27	2:33#
MHS	3rd	M16	07:29	Missed FG	M11	06:34	Punt	3--5	0:55
BAHS	3rd	M42	06:34	Punt	M00	02:46	*TOUCHDOWN	8-42	3:48#
MHS	3rd	M20	02:46	Kickoff	M32	01:34	Punt	5-12	1:12
BAHS	3rd	B39	01:34	Punt	M00	09:15	*TOUCHDOWN	9-61	4:19#
MHS	4th	M37	09:15	Kickoff	B00	09:04	*TOUCHDOWN	1-63	0:11
BAHS	4th	B28	09:04	Kickoff	M00	06:47	*TOUCHDOWN	5-72	2:17
MHS	4th	M25	06:47	Kickoff	B00	04:32	*TOUCHDOWN	7-75	2:15#
MHS	4th	B47	04:32	Kickoff	B00	02:34	*TOUCHDOWN	9-47	1:58#
BAHS	4th	M48	02:34	Kickoff	M31	00:00	End of half	4-17	2:34

Defensive Statistics

Defensive Statistics (Final)
2006 DII Blue Cross Bowl
McCallie vs Brentwood Academy (Nov 18, 2006 at Murfreesboro, Tenn.)

McCallie

##	Player	Solo	Ast	Tot	TFL/Yds	FF	FR-Yd	Intc	BrUp	Blkd	Sack/Yds	QH
33	Fullam, Jay	6	5	11	1.5/6	.	.	.	.	.	.	.
11	Bible, Will	6	4	10	.	.	.	.	.	.	.	.
25	Higgins, Guerin	7	.	7	.	.	.	.	1	.	.	.
1	Dozier, Walter	4	2	6	.	1	.	.	.	.	.	.
51	Green, Thomas	3	3	6	1.0/1	.	.	.	.	.	.	.
6	Myres, Rivers	3	3	6	.	.	.	.	1	.	.	.
45	Goss, Zach	1	4	5	.	.	.	.	.	.	.	.
4	Adeniji, Jameel	1	3	4	.	.	.	.	.	.	.	.
82	Green, Jeremy	1	2	3	.	.	.	.	.	.	.	.
32	Conney, Anthony	.	3	3	0.5/2	.	.	.	.	.	.	.
53	Myatt, Keith	2	.	2	.	.	.	.	1	.	.	.
61	Bain, Josh	1	1	2	.	.	.	.	.	.	.	.
8	Wells, John	1	.	1	.	.	.	.	.	.	.	.
7	Newman, Jonny	1	.	1	.	.	.	.	.	.	.	.
9	Bradford, Joel	.	1	1	.	.	.	.	.	.	.	.
50	Rodes, Will	.	1	1	.	.	.	.	.	.	.	.

Brentwood Academy

##	Player	Solo	Ast	Tot	TFL/Yds	FF	FR-Yd	Intc	BrUp	Blkd	Sack/Yds	QH
85	Kottas, Bill	6	2	8	2.0/4	.	.	.	.	.	.	.
43	Graham, Mason	7	.	7	.	.	.	.	.	.	.	.
40	Schuyler, Luke	5	2	7	.	.	.	.	1	.	.	.
93	Greene, A.J.	4	1	5	2.5/14	.	.	.	1	.	1/5	.
15	Martin, Jeremy	4	1	5	.	.	.	.	.	.	.	.
42	Searcy, Dillon	3	1	4	1.5/9	.	.	.	.	.	1/7	.
5	Ford, Tyree	3	.	3	.	.	.	.	1	.	.	.
98	Tuani, Jabaree	3	.	3	1.0/13	.	.	.	.	.	1/13	.
4	Rutledge, Jess	2	.	2	.	.	.	.	.	.	.	.
22	Coley, Johnson	1	1	2	1.0/2	.	.	.	.	.	.	.
66	Dabney, Barry	1	.	1	1.0/2	.	.	.	.	.	.	.
57	Huie, Jason	.	1	1	.	.	.	.	.	.	.	.
46	Harwood, Brooks	.	1	1	.	.	.	.	.	.	.	.
12	Garrett, John	.	.	.	.	.	.	.	1	.	.	.

Play-by-Play Summary (1st Quarter)

```
                Bradford, Joel kickoff 59 yards to the BAHS1, out-of-bounds, BAHS ball on
                BAHS35.
      B 1-10 B35   Ford, Tyree rush for no gain to the BAHS35 (Fullam, Jay;Goss, Zach).
      B 2-10 B35   Ford, Tyree rush for 3 yards to the BAHS38 (Myres, Rivers).
      B 3-7  B38   Caffee, Trent pass complete to Kottas, Bill for 10 yards to the BAHS48,
                   1ST DOWN BAHS.
      B 1-10 B48   White, Ryan rush for 26 yards to the MHS26, 1ST DOWN BAHS

                   (Higgins, Guerin).
      B 1-10 M26   Caffee, Trent pass complete to Garrett, John for 6 yards to the MHS20
                   (Myres, Rivers).
      B 2-4  M20   White, Ryan rush for 2 yards to the MHS18 (Adeniji, Jameel;Goss, Zach).
      B 3-2  M18   Caffee, Trent rush for 3 yards to the MHS15, 1ST DOWN BAHS
                   (Bible, Will).
      B 1-10 M15   Ford, Tyree rush for 4 yards to the MHS11 (Fullam, Jay).
      B 2-6  M11   Ford, Tyree rush for loss of 4 yards to the MHS15 (Fullam, Jay).
      B 3-10 M15   Timeout Brentwood Academy, clock 06:43.
      B 3-10 M15   Caffee, Trent pass incomplete to Garrett, John (Myres, Rivers).
      B 4-10 M15   Baker, Tyler field goal attempt from 32 GOOD, clock 06:34.

                                 ==============================
                                 MCCALLIE 0, BRENTWOOD ACADEMY 3
                                 ==============================

--------------- 11 plays, 50 yards, TOP 05:26 ---------------

                   Baker, Tyler kickoff 59 yards to the MHS1, out-of-bounds, MHS ball on
                   MHS35.
  M 1-10 M35   MCCALLIE drive start at 06:34 (1st).
  M 1-10 M35   Coleman, B.J. pass complete to Bradford, Joel for 13 yards to the MHS48,
               1ST DOWN MHS (Rutledge, Jess).
  M 1-10 M48   Coleman, B.J. rush for no gain to the MHS48 (Searcy, Dillon).
  M 2-10 M48   Coleman, B.J. pass complete to Newman, Jonny for 13 yards to the BAHS39,
               1ST DOWN MHS (Graham, Mason).
  M 1-10 B39   Poindexter, R. rush for 9 yards to the BAHS30 (Martin, Jeremy), PENALTY
               MHS holding 10 yards to the BAHS40.
  M 1-11 B40   1st and 11.
  M 1-11 B40   Coleman, B.J. rush for loss of 2 yards to the BAHS42 (Dabney, Barry).
  M 2-13 B42   Coleman, B.J. pass complete to Dozier, Walter for 10 yards to the BAHS32
               (Schuyler, Luke).
  M 3-3  B32   Conney, Anthony rush for no gain to the BAHS32 (Graham, Mason).
  M 4-3  B32   Coleman, B.J. pass incomplete to Conney, Anthony (Schuyler, Luke).
--------------- 8 plays, 33 yards, TOP 03:35 ---------------

      B 1-10 B32   BRENTWOOD ACADEMY drive start at 02:59 (1st).
      B 1-10 B32   BAHS ball on BAHS33.
      B 1-10 B33   White, Ryan rush to the BAHS30, fumble by White, Ryan recovered by BAHS
                   White, Ryan at BAHS30, White, Ryan for 2 yards to the BAHS32 (Green,
                   Thomas).
      B 2-11 B32   Caffee, Trent pass complete to Garrett, John for 7 yards to the BAHS39
                   (Myres, Rivers;Adeniji, Jameel).
      B 3-4  B39   Ford, Tyree rush for 7 yards to the BAHS46, 1ST DOWN BAHS
                   (Fullam, Jay).
      B 1-10 B46   Caffee, Trent pass complete to Garrett, John for 38 yards to the MHS16,
                   1ST DOWN BAHS (Myres, Rivers).
      B 1-10 M16   Caffee, Trent rush for 2 yards to the MHS14 (Myatt, Keith).
      B 2-8  M14   PENALTY BAHS false start 4 yards to the MHS18.

                                 ======END OF 1st QUARTER=======
                                 MCCALLIE 0, BRENTWOOD ACADEMY 3
                                 ==============================
```

Play-by-Play Summary (2nd quarter)

```
      B 2-12 M18   Start of 2nd quarter, clock 12:00.
      B 2-12 M18   Caffee, Trent pass complete to Schuyler, Luke to the MHS1, fumble forced
                   by Dozier, Walter, fumble by Schuyler, Luke recovered by BAHS Kottas, Bill
                   at MHS0, 1ST DOWN BAHS, TOUCHDOWN, clock 11:51.
                   Baker, Tyler kick attempt good.

                                 ================================
                                 MCCALLIE 0, BRENTWOOD ACADEMY 10
                                 ================================

--------------- 6 plays, 67 yards, TOP 03:08 ---------------

                   Baker, Tyler kickoff 60 yards to the MHS0, touchback.
  M 1-10 M20   MCCALLIE drive start at 11:51 (2nd).
  M 1-10 M20   Coleman, B.J. rush for 11 yards to the MHS31, 1ST DOWN MHS (Tuani,
               Jabaree).
  M 1-10 M31   Conney, Anthony rush for 23 yards to the BAHS46, 1ST DOWN MHS
               (Martin, Jeremy).
  M 1-10 B46   Coleman, B.J. rush for 16 yards to the BAHS30, 1ST DOWN MHS (Kottas,
               Bill).
  M 1-10 B30   Conney, Anthony rush for 2 yards to the BAHS28 (Greene, A.J.).
  M 2-8  B28   Coleman, B.J. pass complete to Dozier, Walter for 7 yards to the BAHS21.
  M 3-1  B21   Conney, Anthony rush for 3 yards to the BAHS18, 1ST DOWN MHS (Graham,
               Mason).
  M 1-10 B18   Poindexter, R. rush for 18 yards to the BAHS0, 1ST DOWN MHS,
               TOUCHDOWN, clock 09:23.
               Bradford, Joel kick attempt good.

                                 ================================
                                 MCCALLIE 7, BRENTWOOD ACADEMY 10
                                 ================================

--------------- 7 plays, 80 yards, TOP 02:28 ---------------

               Bradford, Joel kickoff 47 yards to the BAHS13, Ford, Tyree return 14 yards
               to the BAHS27 (Higgins, Guerin).
      B 1-10 B27   BRENTWOOD ACADEMY drive start at 09:23 (2nd).
      B 1-10 B27   Ford, Tyree rush for 12 yards to the BAHS39, 1ST DOWN BAHS

                   (Dozier, Walter).
      B 1-10 B39   Caffee, Trent pass incomplete to Kottas, Bill (Higgins, Guerin).
      B 2-10 B39   Caffee, Trent pass complete to Garrett, John for 2 yards to the BAHS41
                   (Higgins, Guerin).
      B 3-8  B41   Caffee, Trent rush for 1 yard to the BAHS42 (Goss, Zach;Bible, Will).
      B 4-7  B42   Baker, Tyler punt 38 yards to the MHS20, out-of-bounds.
--------------- 4 plays, 15 yards, TOP 01:19 ---------------

  M 1-10 M20   MCCALLIE drive start at 08:04 (2nd).
  M 1-10 M20   Conney, Anthony rush for 2 yards to the MHS22 (Kottas, Bill).
  M 2-8  M22   Coleman, B.J. pass complete to Bradford, Joel for loss of 1 yard to the
               MHS21 (Kottas, Bill).
  M 3-9  M21   Coleman, B.J. pass complete to Bradford, Joel for 23 yards to the MHS44,
               1ST DOWN MHS (Graham, Mason).
  M 1-10 M44   Coleman, B.J. pass complete to Conney, Anthony for 2 yards to the MHS46
               (Ford, Tyree).
  M 2-8  M46   Conney, Anthony rush for 4 yards to the 50 yardline (Searcy, Dillon).
  M 3-4  M50   Coleman, B.J. pass incomplete to Bradford, Joel.
  M 4-4  M50   Bradford, Joel punt 50 yards to the BAHS0, touchback.
--------------- 6 plays, 30 yards, TOP 02:54 ---------------

      B 1-10 B20   BRENTWOOD ACADEMY drive start at 05:10 (2nd).
      B 1-10 B20   White, Ryan rush for 5 yards to the BAHS25 (Rodes, Will;Green, Jeremy).
      B 2-5  B25   Caffee, Trent pass complete to Garrett, John for 8 yards to the BAHS33,
                   1ST DOWN BAHS (Fullam, Jay).
      B 1-10 B33   Ford, Tyree rush for 60 yards to the MHS7, 1ST DOWN BAHS (Fullam,
                   Jay).
      B 1-G  M07   White, Ryan rush for 3 yards to the MHS4 (Bible, Will).
      B 2-G  M04   Caffee, Trent rush for 4 yards to the MHS0, TOUCHDOWN, clock 04:01.
```

Baker, Tyler kick attempt good.

==========
MCCALLIE 7, BRENTWOOD ACADEMY 17
==========

---------- 5 plays, 80 yards, TOP 01:09 ----------

Baker, Tyler kickoff 57 yards to the MHS3, Conney, Anthony return 15 yards to the MHS18 (Rutledge, Jess).

M 1-10 M18 MCCALLIE drive start at 04:01 (2nd).
M 1-10 M18 Poindexter, R. rush to the MHS16, fumble by Poindexter, R. recovered by MHS Poindexter, R. at MHS16, Poindexter, R. for no gain to the MHS16 (Coley, Johnson).
M 2-12 M16 Coleman, B.J. pass complete to Bradford, Joel for 83 yards to the BAHS1, **1ST DOWN MHS** (Schuyler, Luke).
M 1-G B01 Coleman, B.J. rush for 1 yard to the BAHS0, TOUCHDOWN, clock 03:17. Bradford, Joel kick attempt failed.

==========
MCCALLIE 13, BRENTWOOD ACADEMY 17
==========

---------- 3 plays, 82 yards, TOP 00:44 ----------

Bradford, Joel kickoff 48 yards to the BAHS12, Garrett, John return 25 yards to the BAHS37 (Higgins, Guerin).

B 1-10 B37 BRENTWOOD ACADEMY drive start at 03:17 (2nd).
B 1-10 B37 Caffee, Trent pass complete to Garrett, John for 15 yards to the MHS48, **1ST DOWN BAHS** (Myres, Rivers;Dozier, Walter).
B 1-10 M48 White, Ryan rush for 1 yard to the MHS47 (Bible, Will;Bain, Josh).
B 2-9 M47 Caffee, Trent pass incomplete, *PENALTY BAHS ineligible downfield on pass declined*.
B 3-9 M47 Caffee, Trent pass incomplete to Garrett, John (Myatt, Keith).
B 4-9 M47 *PENALTY BAHS false start 5 yards to the BAHS48*.
B 4-14 B48 Baker, Tyler punt 42 yards to the MHS10, fair catch by Bradford, Joel.

---------- 4 plays, 11 yards, TOP 01:19 ----------

M 1-10 M10 MCCALLIE drive start at 01:58 (2nd).
M 1-10 M10 Coleman, B.J. pass incomplete to Dozier, Walter (Greene, A.J.).
M 2-10 M10 Coleman, B.J. pass incomplete to Bradford, Joel.
M 3-10 M10 Coleman, B.J. pass complete to Dozier, Walter for 17 yards to the MHS27, **1ST DOWN MHS** (Martin, Jeremy).
M 1-10 M27 Coleman, B.J. pass incomplete to Newman, Jonny.
M 2-10 M27 Conney, Anthony rush for 21 yards to the MHS48, **1ST DOWN MHS** (Martin, Jeremy).
M 1-10 M48 Conney, Anthony rush for no gain to the MHS48 (Greene, A.J.).
M 2-10 M48 Timeout McCallie, clock 01:11.
M 2-10 M48 Coleman, B.J. sacked for loss of 5 yards to the MHS43 (Greene, A.J.).
M 3-15 M43 Coleman, B.J. pass complete to Bradford, Joel for 14 yards to the BAHS43.
M 4-1 B43 Bradford, Joel punt 39 yards to the BAHS4, downed.

---------- 8 plays, 47 yards, TOP 01:48 ----------

B 1-10 B04 BRENTWOOD ACADEMY drive start at 00:10 (2nd).
B 1-10 B04 TEAM rush for loss of 1 yard to the BAHS3.
B 2-11 B03 End of half, clock 00:00.

=======END OF 2nd QUARTER========
MCCALLIE 13, BRENTWOOD ACADEMY 17
==========

Play-by-Play Summary (3rd quarter)

```
      B 2-11 B03   Start of 3rd quarter, clock 12:00.
--------------- 1 plays, minus 1 yards, TOP 00:10 ---------------
                   Baker, Tyler kickoff 97 yards to the MHS0, touchback.
  M 1-10 M20   MCCALLIE drive start at 12:00 (3rd).
  M 1-10 M20   Coleman, B.J. sacked for loss of 7 yards to the MHS13 (Searcy, Dillon).
  M 2-17 M13   Coleman, B.J. pass complete to Bradford, Joel for loss of 3 yards to the
               MHS10 (Kottas, Bill).
  M 3-20 M10   Fullam, Jay rush for 9 yards to the MHS19 (Graham, Mason).
  M 4-11 M19   Bradford, Joel punt 27 yards to the MHS46, downed.
--------------- 3 plays, minus 1 yards, TOP 01:58 ---------------
      B 1-10 M46   BRENTWOOD ACADEMY drive start at 10:02 (3rd).
      B 1-10 M46   Ford, Tyree rush for 12 yards to the MHS34, 1ST DOWN BAHS (Bible, Will).
      B 1-10 M34   White, Ryan rush for 13 yards to the MHS21, 1ST DOWN BAHS
                   (Fullam, Jay;Adeniji, Jameel).
      B 1-10 M21   Harwood, Brooks rush for 2 yards to the MHS19 (Conney, Anthony;Green, Thomas).
      B 2-8  M19   Ford, Tyree rush for no gain to the MHS19 (Bible, Will).
      B 3-8  M19   Caffee, Trent pass incomplete to McHaney, Thad.
      B 4-8  M19   Baker, Tyler field goal attempt from 36 MISSED - wide right, spot at
                   MHS16, clock 07:29.
--------------- 6 plays, 27 yards, TOP 03:28 ---------------
  M 1-10 M16   Poindexter, R. rush for 8 yards to the MHS24 (Kottas, Bill).
  M 2-2  M24   Coleman, B.J. pass incomplete to Dozier, Walter.
  M 3-2  M24   Coleman, B.J. sacked for loss of 13 yards to the MHS11 (Tuani, Jabaree).
  M 4-15 M11   Bradford, Joel punt 34 yards to the MHS45, White, Ryan return 13 yards to
               the MHS32 (Wells, John), PENALTY BAHS illegal block 10 yards to the
               MHS42, 1st and 10, BAHS ball on MHS42.
--------------- 3 plays, minus 5 yards, TOP 00:00 ---------------
      B 1-10 M42   BRENTWOOD ACADEMY drive start at 06:34 (3rd).
      B 1-10 M42   Garrett, John rush for 1 yard to the MHS41 (Goss, Zach).
      B 2-9  M41   White, Ryan rush for 3 yards to the MHS38 (Bible, Will;Green, Jeremy).
      B 3-6  M38   Caffee, Trent pass complete to Garrett, John for 16 yards to the MHS22,
                   1ST DOWN BAHS (Higgins, Guerin).
      B 1-10 M22   White, Ryan rush for 5 yards to the MHS17 (Dozier, Walter), PENALTY
                   BAHS holding 10 yards to the MHS27.
      B 1-15 M27   1st and 15.
      B 1-15 M27   Caffee, Trent pass complete to Garrett, John for 6 yards to the MHS21
                   (Adeniji, Jameel).
      B 2-9  M21   Caffee, Trent pass complete to Kottas, Bill for 14 yards to the MHS7,
                   1ST DOWN BAHS (Bradford, Joel;Fullam, Jay).
      B 1-G  M07   White, Ryan rush for 4 yards to the MHS3 (Higgins, Guerin).
      B 2-G  M03   Caffee, Trent rush for 3 yards to the MHS0, TOUCHDOWN, clock 02:46.
                   Baker, Tyler kick attempt good.
                              ================================
                              MCCALLIE 13, BRENTWOOD ACADEMY 24
                              ================================
--------------- 8 plays, 42 yards, TOP 03:48 ---------------
                   Baker, Tyler kickoff 60 yards to the MHS0, touchback.
  M 1-10 M20   MCCALLIE drive start at 02:46 (3rd).
  M 1-10 M20   Conney, Anthony rush for 8 yards to the MHS28 (Graham, Mason).
  M 2-2  M28   Poindexter, R. rush for 4 yards to the MHS32, 1ST DOWN MHS (Schuyler,
               Luke;Kottas, Bill).
  M 1-10 M32   Coleman, B.J. pass incomplete to Dozier, Walter (Ford, Tyree).
  M 2-10 M32   Coleman, B.J. pass incomplete to Bradford, Joel.
  M 3-10 M32   Coleman, B.J. pass incomplete to Bradford, Joel.
  M 4-10 M32   Bradford, Joel punt 29 yards to the BAHS39, White, Ryan return 0 yards to
               the BAHS39.
--------------- 5 plays, 12 yards, TOP 01:12 ---------------
      B 1-10 B39   BRENTWOOD ACADEMY drive start at 01:34 (3rd).
      B 1-10 B39   White, Ryan rush for 8 yards to the BAHS47 (Myatt, Keith).
      B 2-2  B47   White, Ryan rush for 6 yards to the MHS47, 1ST DOWN BAHS (Green, Thomas).
      B 1-10 M47   Garrett, John rush for 5 yards to the MHS42 (Bible, Will).
      B 2-5  M42   White, Ryan rush for 6 yards to the MHS36, 1ST DOWN BAHS (Green,
                   Thomas;Myres, Rivers).

                              =======END OF 3rd QUARTER========
                              MCCALLIE 13, BRENTWOOD ACADEMY 24
                              ================================
```

Play-by-Play Summary (4th quarter)

```
      B 1-10 M36   Start of 4th quarter, clock 12:00.
      B 1-10 M36   Timeout Brentwood Academy, clock 12:00.
      B 1-10 M36   Caffee, Trent pass complete to Kottas, Bill for 2 yards to the MHS34
                   (Higgins, Guerin).
      B 2-8  M34   Ford, Tyree rush for 1 yard to the MHS33 (Green, Jeremy).
      B 3-7  M33   Caffee, Trent pass complete to White, Ryan for 19 yards to the MHS14,
                   1ST DOWN BAHS (Green, Thomas).
      B 1-10 M14   White, Ryan rush for 1 yard to the MHS13 (Green, Thomas;Goss, Zach).
      B 2-9  M13   Caffee, Trent rush for 13 yards to the MHS0, 1ST DOWN BAHS,
                   TOUCHDOWN, clock 09:15.
                   Baker, Tyler kick attempt good.

                               ==================================
                               MCCALLIE 13, BRENTWOOD ACADEMY 31
                               ==================================

--------------- 9 plays, 61 yards, TOP 04:19 ---------------

                   Baker, Tyler kickoff 23 yards to the MHS37, fair catch by Rodes, Will.
  M 1-10 M37   MCCALLIE drive start at 09:15 (4th).
  M 1-10 M37   Coleman, B.J. pass complete to Dozier, Walter for 63 yards to the BAHS0,
               1ST DOWN MHS, TOUCHDOWN, clock 09:04.
               Bradford, Joel kick attempt good.

                               ==================================
                               MCCALLIE 20, BRENTWOOD ACADEMY 31
                               ==================================

--------------- 1 plays, 63 yards, TOP 00:11 ---------------

               Bradford, Joel kickoff 58 yards to the BAHS2, Ford, Tyree return 26 yards to
               the BAHS28 (Newman, Jonny).
      B 1-10 B28   BRENTWOOD ACADEMY drive start at 09:04 (4th).
      B 1-10 B28   White, Ryan rush for loss of 4 yards to the BAHS24 (Fullam, Jay;Conney,
                   Anthony).
      B 2-14 B24   Caffee, Trent pass complete to Garrett, John for 27 yards to the MHS49,
                   1ST DOWN BAHS (Dozier, Walter).
      B 1-10 M49   White, Ryan rush for 8 yards to the MHS41 (Bible, Will;Fullam, Jay).
      B 2-2  M41   Harwood, Brooks rush for 2 yards to the MHS39, 1ST DOWN BAHS
                   (Bain, Josh).
      B 1-10 M39   White, Ryan rush for 39 yards to the MHS0, 1ST DOWN BAHS,
                   TOUCHDOWN, clock 06:47.
                   Baker, Tyler kick attempt failed.

                               ==================================
                               MCCALLIE 20, BRENTWOOD ACADEMY 37
                               ==================================

--------------- 5 plays, 72 yards, TOP 02:17 ---------------

                   Baker, Tyler kickoff 53 yards to the MHS7, Fullam, Jay return 18 yards
                   to the MHS25 (Harwood, Brooks;Martin, Jeremy).
  M 1-10 M25   MCCALLIE drive start at 06:47 (4th).
  M 1-10 M25   Coleman, B.J. pass complete to Bradford, Joel for 32 yards to the BAHS43,
               1ST DOWN MHS (Ford, Tyree).
  M 1-10 B43   Coleman, B.J. pass complete to Poindexter, R. for 24 yards to the BAHS19,
               1ST DOWN MHS (Ford, Tyree).
  M 1-10 B19   Poindexter, R. rush for 3 yards to the BAHS16 (Schuyler, Luke).
  M 2-7  B16   Coleman, B.J. rush for loss of 3 yards to the BAHS19 (Searcy, Dillon;Greene,
               A.J.).
  M 3-10 B19   Timeout McCallie, clock 05:32.
  M 3-10 B19   Dozier, Walter rush for loss of 8 yards to the BAHS27 (Greene, A.J.).
  M 4-18 B27   Coleman, B.J. pass complete to Bradford, Joel for 24 yards to the BAHS3,
               1ST DOWN MHS (Kottas, Bill).
  M 1-G  B03   Coleman, B.J. rush for 3 yards to the BAHS0, TOUCHDOWN, clock 04:32.
               Bradford, Joel kick attempt good.
```

==========
MCCALLIE 27, BRENTWOOD ACADEMY 37
==========

---------- 7 plays, 75 yards, TOP 02:15 ----------

Bradford, Joel kickoff 11 yards to the BAHS49, on-side kick (touch by receiving team), recovered by MHS on BAHS47.

M 1-10 B47 MCCALLIE drive start at 04:32 (4th).
M 1-10 B47 Conney, Anthony rush for 3 yards to the BAHS44 (Schuyler, Luke).
M 2-7 B44 Coleman, B.J. pass complete to Dozier, Walter for 10 yards to the BAHS34, **1ST DOWN MHS** (Schuyler, Luke), *PENALTY BAHS face mask 5 yards to the BAHS29*.
M 1-5 B29 1st and 10.
M 1-10 B29 Coleman, B.J. pass incomplete to Newman, Jonny.
M 2-10 B29 Coleman, B.J. pass incomplete to Newman, Jonny (Garrett, John).
M 3-10 B29 Coleman, B.J. pass complete to Dozier, Walter for 15 yards to the BAHS14, **1ST DOWN MHS** (Kottas, Bill;Coley, Johnson).
M 1-10 B14 Conney, Anthony rush for 13 yards to the BAHS1, **1ST DOWN MHS** (Graham, Mason).
M 1-G B01 Conney, Anthony rush for no gain to the BAHS1 (Tuani, Jabaree).
M 2-G B01 Timeout McCallie, clock 02:59.
M 2-G B01 Conney, Anthony rush for no gain to the BAHS1 (Huie, Jason;Schuyler, Luke).
M 3-G B01 Poindexter, R. rush for 1 yard to the BAHS0, TOUCHDOWN.
Bradford, Joel kick attempt good.

==========
MCCALLIE 34, BRENTWOOD ACADEMY 37
==========

---------- 9 plays, 47 yards, TOP 01:58 ----------

Bradford, Joel kickoff 10 yards to the 50 yardline, on-side kick, recovered by BAHS on 50 yardline, Coley, Johnson return 2 yards to the MHS48.

B 1-10 M48 BRENTWOOD ACADEMY drive start at 02:34 (4th).
B 1-10 M48 White, Ryan rush for 1 yard to the MHS47 (Fullam, Jay).
B 2-9 M47 Harwood, Brooks rush for 2 yards to the MHS45 (Conney, Anthony;Dozier, Walter).
B 3-7 M45 White, Ryan rush for 16 yards to the MHS29, **1ST DOWN BAHS** (Bible, Will).
B 1-10 M29 TEAM rush for loss of 2 yards to the MHS31.
B 2-12 M31 End of game, clock 00:00.

---------- 4 plays, 17 yards, TOP 02:34 ----------

==========FINAL SCORE==========
MCCALLIE 34, BRENTWOOD ACADEMY 37
==========

Play Breakdown Summary

Play Breakdown Summary (Final)
2006 DII Blue Cross Bowl
McCallie vs Brentwood Academy (Nov 18, 2006 at Murfreesboro, Tenn.)

McCallie

Down	RUN	PASS	Total
OVERALL.....	29	31	60
1ST DOWN.....	19	10	29
2ND DOWN-SHORT...	2	1	3
2ND DOWN-MIDDLE..	0	0	0
2ND DOWN-LONG....	3	11	14
3RD DOWN-SHORT...	2	1	3
3RD DOWN-MIDDLE..	1	1	2
3RD DOWN-LONG....	2	5	7
4TH DOWN.....	0	2	2

Brentwood Academy

Down	RUN	PASS	Total
OVERALL.....	42	19	61
1ST DOWN.....	25	6	31
2ND DOWN-SHORT...	3	0	3
2ND DOWN-MIDDLE..	4	1	5
2ND DOWN-LONG....	6	6	12
3RD DOWN-SHORT...	1	0	1
3RD DOWN-MIDDLE..	1	0	1
3RD DOWN-LONG....	2	6	8
4TH DOWN.....	0	0	0

McCallie

Formation	RUN	PASS	Total
.....	29	31	60

Brentwood Academy

Formation	RUN	PASS	Total
.....	42	19	61

Play Breakdown

Play Breakdown (Final)
2006 DII Blue Cross Bowl
McCallie vs Brentwood Academy (Nov 18, 2006 at Murfreesboro, Tenn.)

McCallie (Sorted by Play type)

1ST DOWN RUN (19 RUN, 10 PASS)

1-10	M20 #16	11	[ ]
1-3	B03 #16	3	[ ]
1-10	M48 #16	0	[ ]
1-11	B40 #16	-2	[ ]
1-10	B46 #16	16	[ ]
1-1	B01 #16	1	[ ]
1-10	M20 #32	2	[ ]
1-10	M20 #32	8	[ ]
1-10	M31 #32	23	[ ]
1-10	B30 #32	2	[ ]
1-10	B14 #32	13	[ ]
1-10	M48 #32	0	[ ]
1-1	B01 #32	0	[ ]
1-10	B47 #32	3	[ ]
1-10	B19 #5	3	[ ]
1-10	B39 #5	9	[ ]
1-10	M18 #5	-2	[ ]
1-10	M16 #5	8	[ ]
1-10	B18 #5	18	[ ]

1ST DOWN PASS

1-10	M10 #16 to #1	-	[ ]
1-10	M37 #16 to #1	63	[ ]
1-10	M32 #16 to #1	-	[ ]
1-10	M44 #16 to #32	2	[ ]
1-10	B43 #16 to #5	24	[ ]
1-10	M27 #16 to #7	-	[ ]
1-10	B29 #16 to #7	-	[ ]
1-10	M35 #16 to #9	13	[ ]
1-10	M25 #16 to #9	32	[ ]
1-10	M20 #16 to #	SACK	[ ]

2ND-SHORT RUN (2 RUN, 1 PASS)

2-1	B01 #32	0	[ ]
2-2	M28 #5	4	[ ]

2ND-SHORT PASS

2-2	M24 #16 to #1	-	[ ]

2ND-MIDDLE RUN (0 RUN, 0 PASS)

2ND-MIDDLE PASS

2ND-LONG RUN (3 RUN, 11 PASS)

2-7	B16 #16	-3	[ ]
2-8	M46 #32	4	[ ]
2-10	M27 #32	21	[ ]

2ND-LONG PASS

2-13	B42 #16 to #1	10	[ ]
2-8	B28 #16 to #1	7	[ ]
2-7	B44 #16 to #1	10	[ ]
2-10	B29 #16 to #7	-	[ ]
2-10	M48 #16 to #7	13	[ ]
2-8	M22 #16 to #9	-1	[ ]
2-17	M13 #16 to #9	-3	[ ]
2-12	M16 #16 to #9	83	[ ]
2-10	M10 #16 to #9	-	[ ]
2-10	M32 #16 to #9	-	[ ]
2-10	M48 #16 to #	SACK	[ ]

3RD-SHORT RUN (2 RUN, 1 PASS)
3-1 B21 #32 3 [ ]
3-1 B01 #5 1 [ ]

3RD-MIDDLE RUN (1 RUN, 1 PASS)
3-3 B32 #32 0 [ ]

3RD-LONG RUN (2 RUN, 5 PASS)
3-10 B19 #1 -8 [ ]
3-20 M10 #33 9 [ ]

3RD-SHORT PASS
3-2 M24 #16 to # SACK [ ]

3RD-MIDDLE PASS
3-4 M50 #16 to #9 - [ ]

3RD-LONG PASS
3-10 M10 #16 to #1 17 [ ]
3-10 B29 #16 to #1 15 [ ]
3-9 M21 #16 to #9 23 [ ]
3-15 M43 #16 to #9 14 [ ]
3-10 M32 #16 to #9 - [ ]

4TH DOWN RUN (0 RUN, 2 PASS)

4TH DOWN PASS
4-3 B32 #16 to #32 - [ ]
4-18 B27 #16 to #9 24 [ ]

Play Breakdown

Play Breakdown (Final)
2006 DII Blue Cross Bowl
McCallie vs Brentwood Academy (Nov 18, 2006 at Murfreesboro, Tenn.)

Brentwood Academy (Sorted by Play type)

1ST DOWN RUN (25 RUN, 6 PASS)
1-10 M16 #11 2 [ ]
1-10 M47 #12 5 [ ]
1-10 M42 #12 1 [ ]
1-10 B48 #3 26 [ ]
1-10 M34 #3 13 [ ]
1-10 B20 #3 5 [ ]
1-10 M14 #3 1 [ ]
1-10 B28 #3 -4 [ ]
1-10 M49 #3 8 [ ]
1-10 M22 #3 5 [ ]
1-7 M07 #3 4 [ ]
1-10 M39 #3 39 [ ]
1-10 M48 #3 1 [ ]
1-10 M48 #3 1 [ ]
1-7 M07 #3 3 [ ]
1-10 B39 #3 8 [ ]
1-10 B33 #3 -3 [ ]
1-10 M21 #46 2 [ ]
1-10 B33 #5 60 [ ]
1-10 M15 #5 4 [ ]
1-10 M46 #5 12 [ ]
1-10 B27 #5 12 [ ]
1-10 B35 #5 0 [ ]
1-10 M29 #TM -2 [ ]
1-10 B04 #TM -1 [ ]

1ST DOWN PASS
1-10 B37 #11 to #12 15 [ ]
1-10 B46 #11 to #12 38 [ ]
1-15 M27 #11 to #12 6 [ ]
1-10 M26 #11 to #12 6 [ ]
1-10 B39 #11 to #85 - [ ]
1-10 M36 #11 to #85 2 [ ]

2ND-SHORT RUN (3 RUN, 0 PASS)
2-3 M03 #11 3 [ ]
2-2 B47 #3 6 [ ]
2-2 M41 #46 2 [ ]

2ND-SHORT PASS

2ND-MIDDLE RUN (4 RUN, 1 PASS)
2-4 M04 #11 4 [ ]
2-4 M20 #3 2 [ ]
2-5 M42 #3 6 [ ]
2-6 M11 #5 -4 [ ]

2ND-MIDDLE PASS
2-5 B25 #11 to #12 8 [ ]

2ND-LONG RUN (6 RUN, 6 PASS)
2-9 M13 #11 13 [ ]
2-9 M41 #3 3 [ ]
2-9 M47 #46 2 [ ]
2-8 M34 #5 1 [ ]
2-8 M19 #5 0 [ ]
2-10 B35 #5 3 [ ]

2ND-LONG PASS
2-11 B32 #11 to #12 7 [ ]
2-10 B39 #11 to #12 2 [ ]
2-14 B24 #11 to #12 27 [ ]
2-12 M18 #11 to #40 17 [ ]
2-9 M21 #11 to #85 14 [ ]
2-9 M47 #11 to # - [ ]

3RD-SHORT RUN (1 RUN, 0 PASS)
3-2 M18 #11 3 [ ]

3RD-MIDDLE RUN (1 RUN, 0 PASS)
3-4 B39 #5 7 [ ]

3RD-LONG RUN (2 RUN, 6 PASS)
3-8 B41 #11 1 [ ]
3-7 M45 #3 16 [ ]

4TH DOWN RUN (0 RUN, 0 PASS)

3RD-SHORT PASS

3RD-MIDDLE PASS

3RD-LONG PASS
3-10 M15 #11 to #12 - [ ]
3-9 M47 #11 to #12 - [ ]
3-6 M38 #11 to #12 16 [ ]
3-7 M33 #11 to #3 19 [ ]
3-7 B38 #11 to #85 10 [ ]
3-8 M19 #11 to #99 - [ ]

4TH DOWN PASS

2005 Division II Class AAA Football Playoffs

November 4 - November 19, 2005 ·

Christian Brothers (9-1)

Game 101
Fri. Nov. 4 7:00 PM

Bye

McCallie (7-3) 35

Game 102
Fri. Nov. 4 7:00 PM

Brentwood Academy (6-4) 38

MBA (8-2) 7

Game 103
Fri. Nov. 4 7:00 PM

Baylor (6-4) 16

MUS (9-1)

Game 104
Fri. Nov. 4 7:00 PM

Bye

Christian Brothers 19

Game 201
Fri. Nov. 11 7:00 PM

Brentwood Academy 17

Baylor 17

Game 202
Fri. Nov. 11 7:00 PM

MUS 24

Christian Brothers 27

Game 301
Sat. Nov. 19 7:00 PM
BlueCross Bowl @ MTSU

MUS 31

MUS

STATE CHAMPION

2004 Division II Class AAA Football Playoffs

November 5 - November 23, 2004 ·

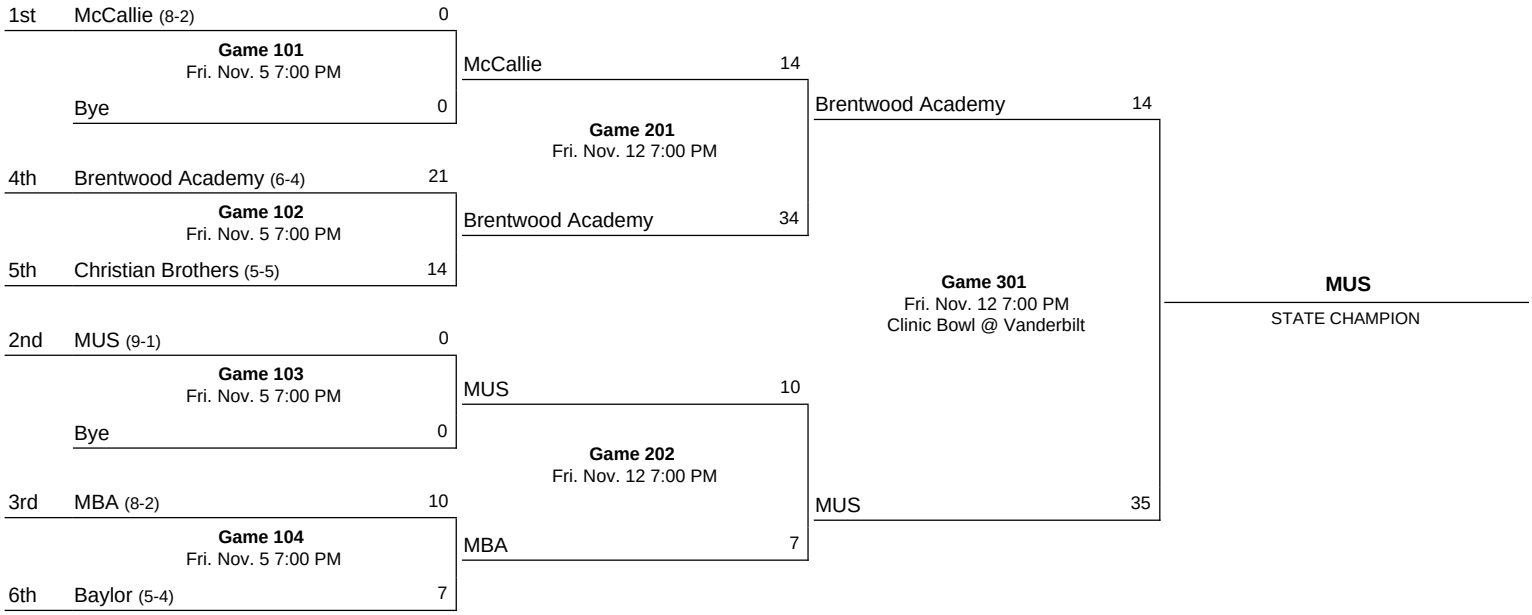

Notes:

Box Score

Box Score (Final)
Brentwood Academy vs Memphis Univ. School (Nov 23, 2004 at Nashville,TN)

Score by Quarters	1	2	3	4	Score	
Brentwood Academy...	7	0	7	0	- 14	Record: (8-5)
Memphis Univ. School	7	14	7	7	- 35	Record: (11-1)

Scoring Summary:
1st 11:46 BA - Ford,Tyree 93 yd kickoff return (Master,Phillip kick), , BA 7 - MUS 0
03:55 MUS - JD Lawhorn 16 yd pass from Rob Park (Ben Tacker kick), 10-69 4:40, BA 7 - MUS 7
2nd 05:22 MUS - Kane Alber 8 yd run (Ben Tacker kick), 15-85 6:45, BA 7 - MUS 14
01:05 MUS - JD Lawhorn 8 yd pass from Rob Park (Ben Tacker kick), 7-64 2:27, BA 7 - MUS 21
3rd 09:23 BA - Ford,Tyree 69 yd run (Master,Phillip kick), 1-69 0:12, BA 14 - MUS 21
07:12 MUS - Rob Park 1 yd run (Ben Tacker kick), 5-76 2:04, BA 14 - MUS 28
4th 06:06 MUS - Warren Grimm 16 yd run (Ben Tacker kick), 7-46 3:15, BA 14 - MUS 35

	BA	MUS
FIRST DOWNS.....	**11**	**19**
RUSHES-YARDS (NET).....	**23-133**	**39-197**
PASSING YDS (NET).....	**126**	**151**
Passes Att-Comp-Int.....	27-13-1	17-11-2
TOTAL OFFENSE PLAYS-YARDS.....	**50-259**	**56-348**
Fumble Returns-Yards.....	0-0	0-0
Punt Returns-Yards.....	1-6	1-12
Kickoff Returns-Yards.....	6-215	2-47
Interception Returns-Yards....	2-40	1-1
Punts (Number-Avg).....	2-33.0	2-49.0
Fumbles-Lost.....	0-0	0-0
Penalties-Yards.....	3-25	1-5
Possession Time.....	22:52	25:08
Third-Down Conversions.....	4 of 12	8 of 11
Fourth-Down Conversions.....	1 of 5	0 of 0
Red-Zone Scores-Chances.....	0-2	5-5
Sacks By: Number-Yards.....	1-10	0-0

RUSHING: Brentwood Academy-Ford,Tyree 11-101; Griffin,Tyler 5-18; White,Ryan 5-11; Townse,Tremayne 2-3. Memphis Univ. School-Kane Alber 14-110; Warren Grimm 12-56; Rob Park 11-32; MUS Team 2-minus 1.

PASSING: Brentwood Academy-Griffin,Tyler 13-27-1-126. Memphis Univ. School-Rob Park 11-17-2-151.

RECEIVING: Brentwood Academy-Kottas,Bill 4-32; Townse,Tremayne 3-32; White,Ryan 2-26; Little,Bruce 2-19; Turner,Barry 1-15; Ford,Tyree 1-2. Memphis Univ. School-JD Lawhorn 5-84; Max Prokell 2-23; JP Zdancewicz 2-22; Doug Boyer 1-12; Weller Drennon 1-10.

INTERCEPTIONS: Brentwood Academy-Garrett,John 1-13; Cason,Parker 1-27. Memphis Univ. School-Mason Mosby 1-1.

FUMBLES: Brentwood Academy-None. Memphis Univ. School-None.

Stadium: Vanderbilt Stadium Attendance: 4000
Kickoff time: 6:00p End of Game: 8:16p Total elapsed time: 2:16
Officials: Referee: Dale Condra; Umpire: L.C. Wilson; Linesman: Ken Wilson;
Line judge: Tim Sharp; Back judge: Jim Sharp;
Temperature: Wind: Weather:

Tyree Ford(Brentwood Acad.)-offensive MVP
Mason Mosby(Memphis Univ. School)-defensive MVP

Brentwood Academy vs Memphis Univ. School (Nov 23, 2004 at Nashville,TN)

SACKS (UA-A): Brentwood Academy-Butler,Josh 0-1; Forte,Nick 0-1. Memphis Univ. School-None.

TACKLES (UA-A): Brentwood Academy-Turner,Barry 8-3; Townse,Tremayne 3-4; Forte,Nick 2-5; Little,Bruce 4-1; Thompson,Matt 1-4; Hule,Jason 1-4; Garrett,John 3-1; Griffin,Tyler 1-3; Beasley,Michael 0-4; Cason,Parker 1-2; Murphy,Terrell 2-0; Butler,Josh 1-1; Berry,Mike 0-2; Edmonds,Addison 1-0; Kottas,Bill 1-0. Memphis Univ. School-Mason Mosby 6-5; Logan Welch 5-1; Joey Friend 4-2; Rob Heflin 4-0; Will Pickens 2-2; Donnie Malmo 2-2; Will Aldridge 2-1; Buck Towner 1-2; John Stokes 0-3; Preston Dennis 0-2; Ben Stallworth 0-2; Will Thornton 0-2; Andrew Cabigao 1-0; Duncan Adrian 1-0; Phillip Flinn 1-0; Mason George 0-1; Kane Alber 0-1; Matt Sights 0-1; Jay Edwards 0-1.

Game Starters:

Brentwood Academy

POS	##	OFFENSE
SE	12	Garrett,John
LT	77	Ralls,Brian
LG	50	Butler,Josh
C	70	Forte,Nick
RG	66	Hogan,Jadon
RT	75	Berry,Mike
TE	99	Turner,Barry
QB	2	Griffin,Tyler
FB	3	White,Ryan
TB	5	Ford,Tyree
FL	85	Kottas,Bill

POS	##	DEFENSE
DE	99	Turner,Barry
LT	70	Forte,Nick
N	50	Butler,Josh
RT	57	Hule,Jason
DE	20	Thompson,Matt
LB	2	Griffin,Tyler
LB	44	Cason,Parker
DB	24	Little,Bruce
FS	14	Beasley,Michael
SS	12	Garrett,John
DB	21	Townse,Tremayne

Memphis Univ. School

POS	##	OFFENSE
QB	10	Rob Park
RB	23	Warren Grimm
RB	28	Kane Alber
WR	6	JP Zdancewicz
TE	90	Doug Boyer
WR	12	JD Lawhorn
T	67	Price Edwards
G	74	Tommy Stephenso
C	53	Marc Purnell
G	55	Andrew Gordon
T	54	Matt Sights

POS	##	DEFENSE
CB	4	Phillip Flinn
S	18	Donnie Malmo
CB	21	Logan Welch
OLB	26	Will Thornton
OLB	22	Hays Doan
MLB	31	Will Pickens
LB	47	Mason Mosby
LB	89	John Stokes
E	70	Jesse Robinson
NG	56	Mason George
E	71	Joey Friend

Player participation:

Brentwood Academy: 6-Baker,Tyler, 31-Master,Phillip, 33-Murphy,Terrell, 35-Edmonds,Addison.

Memphis Univ. School: 2-Max Prokell, 5-Preston Dennis, 7-Chad Hazlehurst, 25-Duncan Adrian, 35-Ben Stallworth, 37-Jay Edwards,
52-Buck Towner, 60-Andrew Cabigao, 73-Will Aldridge, 86-Rob Heflin, 92-Weller Drennon, 96-Ben Tacker.

Scoring Summary

Scoring Summary (Final)
The Automated ScoreBook
Brentwood Academy vs Memphis Univ. School (Nov 23, 2004 at Nashville,TN)

Brentwood Academy (8-5) vs. Memphis Univ. School (11-1)
Date: Nov 23, 2004 Site: Nashville,TN Stadium: Vanderbilt Stadium
Attendance: 4000

Score by Quarters	**1**	**2**	**3**	**4**	**Score**
Brentwood Academy...	7	0	7	0	- 14
Memphis Univ. School	7	14	7	7	- 35

Scoring Summary:

1st 11:46 BA - Ford,Tyree 93 yd kickoff return (Master,Phillip kick)
BA 7 - MUS 0
03:55 MUS - JD Lawhorn 16 yd pass from Rob Park (Ben Tacker kick)
10 plays, 69 yards, TOP 4:40, BA 7 - MUS 7
2nd 05:22 MUS - Kane Alber 8 yd run (Ben Tacker kick)
15 plays, 85 yards, TOP 6:45, BA 7 - MUS 14
01:05 MUS - JD Lawhorn 8 yd pass from Rob Park (Ben Tacker kick)
7 plays, 64 yards, TOP 2:27, BA 7 - MUS 21
3rd 09:23 BA - Ford,Tyree 69 yd run (Master,Phillip kick)
1 play, 69 yards, TOP 0:12, BA 14 - MUS 21
07:12 MUS - Rob Park 1 yd run (Ben Tacker kick)
5 plays, 76 yards, TOP 2:04, BA 14 - MUS 28
4th 06:06 MUS - Warren Grimm 16 yd run (Ben Tacker kick)
7 plays, 46 yards, TOP 3:15, BA 14 - MUS 35

Kickoff time: 6:00p End of Game: 8:16p Total elapsed time: 2:16
Officials: Referee: Dale Condra; Umpire: L.C. Wilson; Linesman: Ken Wilson;
Line judge: Tim Sharp; Back judge: Jim Sharp;
Temperature: Wind: Weather:

Tyree Ford(Brentwood Acad.)-offensive MVP
Mason Mosby(Memphis Univ. School)-defensive MVP

Team Statistics

Team Statistics (Final)
The Automated ScoreBook
Brentwood Academy vs Memphis Univ. School (Nov 23, 2004 at Nashville,TN)

	BA	MUS
FIRST DOWNS.....	**11**	**19**
Rushing.....	5	10
Passing.....	6	8
Penalty.....	0	1
NET YARDS RUSHING.....	**133**	**197**
Rushing Attempts.....	23	39
Average Per Rush.....	5.8	5.1
Yards Gained Rushing.....	135	210
Yards Lost Rushing.....	2	13
NET YARDS PASSING.....	**126**	**151**
Completions-Attempts-Int....	13-27-1	11-17-2
Average Per Attempt.....	4.7	8.9
Average Per Completion.....	9.7	13.7
TOTAL OFFENSE YARDS.....	**259**	**348**
Total offense plays.....	50	56
Average Gain Per Play.....	5.2	6.2
Fumbles: Number-Lost.....	0-0	0-0
Penalties: Number-Yards.....	3-25	1-5
PUNTS-YARDS.....	2-66	2-98
Average Yards Per Punt.....	33.0	49.0
Net Yards Per Punt.....	27.0	46.0
Inside 20.....	1	0
50+ Yards.....	0	1
Touchbacks.....	0	0
Fair catch.....	0	0
KICKOFFS-YARDS.....	3-173	6-319
Average Yards Per Kickoff...	57.7	53.2
Net Yards Per Kickoff.....	42.0	17.3
Touchbacks.....	1	0
Punt returns: Number-Yards-TD.	1-6-0	1-12-0
Average Per Return.....	6.0	12.0
Kickoff returns: Number-Yds-TD	6-215-1	2-47-0
Average Per Return.....	35.8	23.5
Interceptions: Number-Yds-TD..	2-40-0	1-1-0
Fumble Returns: Number-Yds-TD.	0-0-0	0-0-0
Miscellaneous Yards.....	0	0
Possession Time.....	22:52	25:08
1st Quarter.....	6:56	5:04
2nd Quarter.....	2:55	9:05
3rd Quarter.....	6:21	5:39
4th Quarter.....	6:40	5:20
Third-Down Conversions.....	4 of 12	8 of 11
Fourth-Down Conversions.....	1 of 5	0 of 0
Red-Zone Scores-Chances.....	0-2	5-5
Sacks By: Number-Yards.....	1-10	0-0
PAT Kicks.....	2-2	5-5
Field Goals.....	0-0	0-0

Individual Statistics

Individual Statistics (Final)
The Automated ScoreBook
Brentwood Academy vs Memphis Univ. School (Nov 23, 2004 at Nashville,TN)

Brentwood Academy

Rushing	No	Gain	Loss	Net	TD	Lg	Avg
Ford,Tyree	11	101	0	101	1	69	9.2
Griffin,Tyler	5	20	2	18	0	11	3.6
White,Ryan	5	11	0	11	0	4	2.2
Townse,Tremayne	2	3	0	3	0	2	1.5
Totals...	23	135	2	133	1	69	5.8

Passing	Att-Cmp-Int	Yds	TD	Long	Sack
Griffin,Tyler	27-13-1	126	0	25	0
Totals...	27-13-1	126	0	25	0

Receiving	No.	Yds	TD	Long
Kottas,Bill	4	32	0	16
Townse,Tremayne	3	32	0	25
White,Ryan	2	26	0	16
Little,Bruce	2	19	0	13
Turner,Barry	1	15	0	15
Ford,Tyree	1	2	0	2
Totals...	13	126	0	25

Punting	No.	Yds	Avg	Long	In20
Baker,Tyler	2	66	33.0	33	1
Totals...	2	66	33.0	33	1

Intercept All Returns	Punts No.	Yds.	Lg	Kickoffs No.	Yds.	Lg	No.	Yds.	Lg
Kottas,Bill	0	0	0	1	25	25	0	0	0
White,Ryan	0	0	0	1	21	21	0	0	0
Ford,Tyree	1	6	6	4	169	93	0	0	0
Cason,Parker	0	0	0	0	0	0	1	27	27
Garrett,John	0	0	0	0	0	0	1	13	13
Totals...	1	6	6	6	215	93	2	40	27

Field goal attempts

Memphis Univ. School

Rushing	No	Gain	Loss	Net	TD	Lg	Avg
Kane Alber	14	110	0	110	1	59	7.9
Warren Grimm	12	58	2	56	1	16	4.7
Rob Park	11	42	10	32	1	9	2.9
MUS Team	2	0	1	-1	0	0	-0.5
Totals...	39	210	13	197	3	59	5.1

Passing	Att-Cmp-Int	Yds	TD	Long	Sack
Rob Park	17-11-2	151	2	38	1
Totals...	17-11-2	151	2	38	1

Receiving	No.	Yds	TD	Long
JD Lawhorn	5	84	2	38
Max Prokell	2	23	0	16
JP Zdancewicz	2	22	0	17
Doug Boyer	1	12	0	12
Weller Drennon	1	10	0	10
Totals...	11	151	2	38

Punting	No.	Yds	Avg	Long	In20
Rob Park	2	98	49.0	51	0
Totals...	2	98	49.0	51	0

Intercept All Returns	Punts No.	Yds.	Lg	Kickoffs No.	Yds.	Lg	No.	Yds.	Lg
JD Lawhorn	1	12	12	1	23	23	0	0	0
Mason Mosby	0	0	0	0	0	0	1	1	1
Kane Alber	0	0	0	1	24	24	0	0	0
Totals...	1	12	12	2	47	24	1	1	1

Field goal attempts

FUMBLES: Brentwood Academy-None. Memphis Univ. School-None.

Drive Chart

Drive Chart (Final)
The Automated ScoreBook
Brentwood Academy vs Memphis Univ. School (Nov 23, 2004 at Nashville,TN)

	Drive Started				Drive Ended			Consumed	
Team	**Qtr**	**Spot**	**Time**	**Obtained**	**Spot**	**Time**	**How Lost**	**Pl-Yds**	**TOP**
BA	1st	M00	12:00	Kickoff	M00	11:46	*TOUCHDOWN	0-0	00:14
BA	1st	M27	11:29	Interception	M31	08:35	Downs	4--4	02:54
BA	1st	B33	03:48	Kickoff	M48	00:07	Punt	6-19	03:41
BA	2nd	B32	05:14	Kickoff	M48	03:32	Interception	5-20	01:42
BA	2nd	B33	00:58	Kickoff	M05	12:00	End of half	7-62	00:58#
BA	3rd	B31	09:35	Punt	M00	09:23	*TOUCHDOWN	1-69	00:12
BA	3rd	B34	07:04	Kickoff	B40	05:21	Punt	3-6	01:43
BA	3rd	M17	04:26	Interception	M03	00:08	Downs	8-14	04:18#
BA	4th	B37	10:57	Punt	B46	09:21	Downs	4-9	01:36
BA	4th	B24	06:00	Kickoff	M22	01:02	Downs	12-54	04:58
MUS	1st	M30	11:39	Kickoff	M30	11:29	Interception	1-0	00:10
MUS	1st	M31	08:35	Downs	B00	03:55	*TOUCHDOWN	10-69	04:40#
MUS	1st	M15	00:07	Punt	B00	05:22	*TOUCHDOWN	15-85	06:45#
MUS	2nd	M36	03:32	Interception	B00	01:05	*TOUCHDOWN	7-64	02:27#
MUS	3rd	M20	12:00	Kickoff	M28	09:35	Punt	3-8	02:25
MUS	3rd	M24	09:16	Kickoff	B00	07:12	*TOUCHDOWN	5-76	02:04#
MUS	3rd	M39	05:21	Punt	M41	04:26	Interception	3-2	00:55
MUS	3rd	M03	00:08	Downs	M12	10:57	Punt	3-9	01:11
MUS	4th	B46	09:21	Downs	B00	06:06	*TOUCHDOWN	7-46	03:15#
MUS	4th	M22	01:02	Downs	M21	00:00	End of half	2--1	01:02

BA	**1st Qtr**	**2nd Qtr**	**3rd Qtr**	**4th Qtr**	**1st Half**	**2nd Half**	**Total**
Time of possession	06:56	02:55	06:21	06:40	09:51	13:01	22:52
3rd Down Conversions	1/3	1/2	0/3	2/4	2/5	2/7	4/12
Avg Field Position	M32	B32	B49	B30	M46	B41	B48
4th Down Conversions	0/1	0/0	1/2	0/2	0/1	1/4	1/5

MUS	**1st Qtr**	**2nd Qtr**	**3rd Qtr**	**4th Qtr**	**1st Half**	**2nd Half**	**Total**
Time of possession	05:04	09:05	05:39	05:20	14:09	10:59	25:08
3rd Down Conversions	2/2	4/4	1/3	1/2	6/6	2/5	8/11
Avg Field Position	M25	M36	M21	M38	M28	M27	M27
4th Down Conversions	0/0	0/0	0/0	0/0	0/0	0/0	0/0

Drive Chart (By Quarter)

	Drive Started				Drive Ended			Consumed	
Team	**Qtr**	**Spot**	**Time**	**Obtained**	**Spot**	**Time**	**How Lost**	**Pl-Yds**	**TOP**
BA	1st	M00	12:00	Kickoff	M00	11:46	*TOUCHDOWN	0-0	00:14
MUS	1st	M30	11:39	Kickoff	M30	11:29	Interception	1-0	00:10
BA	1st	M27	11:29	Interception	M31	08:35	Downs	4--4	02:54
MUS	1st	M31	08:35	Downs	B00	03:55	*TOUCHDOWN	10-69	04:40#
BA	1st	B33	03:48	Kickoff	M48	00:07	Punt	6-19	03:41
MUS	1st	M15	00:07	Punt	B00	05:22	*TOUCHDOWN	15-85	06:45#
BA	2nd	B32	05:14	Kickoff	M48	03:32	Interception	5-20	01:42
MUS	2nd	M36	03:32	Interception	B00	01:05	*TOUCHDOWN	7-64	02:27#
BA	2nd	B33	00:58	Kickoff	M05	12:00	End of half	7-62	00:58#
MUS	3rd	M20	12:00	Kickoff	M28	09:35	Punt	3-8	02:25
BA	3rd	B31	09:35	Punt	M00	09:23	*TOUCHDOWN	1-69	00:12
MUS	3rd	M24	09:16	Kickoff	B00	07:12	*TOUCHDOWN	5-76	02:04#
BA	3rd	B34	07:04	Kickoff	B40	05:21	Punt	3-6	01:43
MUS	3rd	M39	05:21	Punt	M41	04:26	Interception	3-2	00:55
BA	3rd	M17	04:26	Interception	M03	00:08	Downs	8-14	04:18#
MUS	3rd	M03	00:08	Downs	M12	10:57	Punt	3-9	01:11
BA	4th	B37	10:57	Punt	B46	09:21	Downs	4-9	01:36
MUS	4th	B46	09:21	Downs	B00	06:06	*TOUCHDOWN	7-46	03:15#
BA	4th	B24	06:00	Kickoff	M22	01:02	Downs	12-54	04:58
MUS	4th	M22	01:02	Downs	M21	00:00	End of half	2--1	01:02

Defensive Statistics

Defensive Statistics (Final)
The Automated ScoreBook
Brentwood Academy vs Memphis Univ. School (Nov 23, 2004 at Nashville,TN)

Brentwood Academy

##	Player	Solo	Ast	Tot	TFL/Yds	FF	FR-Yd	Intc	BrUp	Blkd	Sack/Yds	QH
99	Turner,Barry	8	3	11	0.5/0	.	.	.	.	.	/	.
21	Townse,Tremayne	3	4	7	.	.	.	.	.	.	/	.
70	Forte,Nick	2	5	7	1.0/6	.	.	.	.	.	1/5	.
24	Little,Bruce	4	1	5	.	.	.	.	1	.	/	.
57	Hule,Jason	1	4	5	0.5/1	.	.	.	.	.	/	.
20	Thompson,Matt	1	4	5	.	.	.	.	.	.	/	.
12	Garrett,John	3	1	4	.	.	.	1-13	1	.	/	.
2	Griffin,Tyler	1	3	4	.	.	.	.	.	.	/	.
14	Beasley,Michael	.	4	4	.	.	.	.	.	.	/	.
44	Cason,Parker	1	2	3	0.5/0	.	.	1-27	.	.	/	.
33	Murphy,Terrell	2	.	2	.	.	.	.	.	.	/	.
50	Butler,Josh	1	1	2	0.5/5	.	.	.	.	.	1/5	.
75	Berry,Mike	.	2	2	.	.	.	.	.	.	/	.
85	Kottas,Bill	1	.	1	.	.	.	.	.	.	/	.
35	Edmonds,Addison	1	.	1	.	.	.	.	.	.	/	.

Memphis Univ. School

##	Player	Solo	Ast	Tot	TFL/Yds	FF	FR-Yd	Intc	BrUp	Blkd	Sack/Yds	QH
47	Mason Mosby	6	5	11	.	.	.	1-1	.	.	/	.
21	Logan Welch	5	1	6	.	.	.	.	.	.	/	.
71	Joey Friend	4	2	6	.	.	.	.	1	.	/	.
86	Rob Heflin	4	.	4	.	.	.	.	.	.	/	.
31	Will Pickens	2	2	4	0.5/1	.	.	.	.	.	/	.
18	Donnie Malmo	2	2	4	.	.	.	.	.	.	/	.
73	Will Aldridge	2	1	3	.	.	.	.	.	.	/	.
52	Buck Towner	1	2	3	.	.	.	.	.	.	/	.
89	John Stokes	.	3	3	0.5/1	.	.	.	.	.	/	.
35	Ben Stallworth	.	2	2	.	.	.	.	.	.	/	.
26	Will Thornton	.	2	2	.	.	.	.	.	.	/	.
5	Preston Dennis	.	2	2	.	.	.	.	.	.	/	.
60	Andrew Cabigao	1	.	1	.	.	.	.	.	.	/	.
4	Phillip Flinn	1	.	1	.	.	.	.	.	.	/	.
25	Duncan Adrian	1	.	1	.	.	.	.	.	.	/	.
56	Mason George	.	1	1	.	.	.	.	.	.	/	.
37	Jay Edwards	.	1	1	.	.	.	.	.	.	/	.
28	Kane Alber	.	1	1	.	.	.	.	.	.	/	.
54	Matt Sights	.	1	1	.	.	.	.	.	.	/	.

Quickie Statistics

Quickie Statistics (Final)
Brentwood Academy vs Memphis Univ. School (Nov 23, 2004 at Nashville,TN)

	BA	MUS
Score.....	14	35
FIRST DOWNS.....	**11**	**19**
RUSHES-YARDS (NET).....	**23-133**	**39-197**
PASSING YDS (NET).....	**126**	**151**
Passes Att-Comp-Int.....	27-13-1	17-11-2
TOTAL OFFENSE PLAYS-YARDS.....	**50-259**	**56-348**
Fumble Returns-Yards.....	0-0	0-0
Punt Returns-Yards.....	1-6	1-12
Kickoff Returns-Yards.....	6-215	2-47
Interception Returns-Yards....	2-40	1-1
Punts (Number-Avg).....	2-33.0	2-49.0
Fumbles-Lost.....	0-0	0-0
Penalties-Yards.....	3-25	1-5
Possession Time.....	22:52	25:08
Third-Down Conversions.....	4 of 12	8 of 11
Fourth-Down Conversions.....	1 of 5	0 of 0
Red-Zone Scores-Chances.....	0-2	5-5

Brentwood Academy

Rushing	No	Yds	TD	Lg	Avg
Ford,Tyree	11	101	1	69	9.2
Griffin,Tyler	5	18	0	11	3.6
White,Ryan	5	11	0	4	2.2
Townse,Tremayne	2	3	0	2	1.5

Passing	Att	Cmp	Int	Yds	TD	Lng
Griffin,Tyler	27	13	1	126	0	25

Receiving	No.	Yds	TD	Long
Kottas,Bill	4	32	0	16
Townse,Tremayne	3	32	0	25
White,Ryan	2	26	0	16
Little,Bruce	2	19	0	13

Punting	No.	Avg	Long	I20
Baker,Tyler	2	33.0	33	1

Punt returns	No.	Yds	TD	Long
Ford,Tyree	1	6	0	6

Kick returns	No.	Yds	TD	Long
Ford,Tyree	4	169	1	93
Kottas,Bill	1	25	0	25

Memphis Univ. School

Rushing	No	Yds	TD	Lg	Avg
Kane Alber	14	110	1	59	7.9
Warren Grimm	12	56	1	16	4.7
Rob Park	11	32	1	9	2.9
MUS Team	2	-1	0	0	-0.5

Passing	Att	Cmp	Int	Yds	TD	Lng
Rob Park	17	11	2	151	2	38

Receiving	No.	Yds	TD	Long
JD Lawhorn	5	84	2	38
Max Prokell	2	23	0	16
JP Zdancewicz	2	22	0	17
Doug Boyer	1	12	0	12

Punting	No.	Avg	Long	I20
Rob Park	2	49.0	51	0

Punt returns	No.	Yds	TD	Long
JD Lawhorn	1	12	0	12

Kick returns	No.	Yds	TD	Long
JD Lawhorn	1	23	0	23
Kane Alber	1	24	0	24

Team	Qtr	Time	Scoring play	Conversion	Plays-Yards	TOP	BA - MUS
BA	1st	11:46	Ford,Tyree 93 yd kickoff return	Master,Phillip kick			7 - 0
MUS	1st	03:55	JD Lawhorn 16 yd pass from Rob Park	Ben Tacker kick	10-69	4:40	7 - 7
MUS	2nd	05:22	Kane Alber 8 yd run	Ben Tacker kick	15-85	6:45	7 - 14
MUS	2nd	01:05	JD Lawhorn 8 yd pass from Rob Park	Ben Tacker kick	7-64	2:27	7 - 21
BA	3rd	09:23	Ford,Tyree 69 yd run	Master,Phillip kick	1-69	0:12	14 - 21
MUS	3rd	07:12	Rob Park 1 yd run	Ben Tacker kick	5-76	2:04	14 - 28
MUS	4th	06:06	Warren Grimm 16 yd run	Ben Tacker kick	7-46	3:15	14 - 35

2003 Division II Class AAA Football Playoffs

November 7 - November 22, 2003 ·

Game 101
Fri. Nov. 7 7:00 PM

1st	MBA (9-1)	0
	Bye	0

Game 102
Fri. Nov. 7 7:00 PM

4th	McCallie (6-5)	17
5th	MUS (4-6)	10

Game 103
Fri. Nov. 7 7:00 PM

2nd	Christian Brothers (9-1)	0
	Bye	0

Game 104
Fri. Nov. 7 7:00 PM

3rd	Brentwood Academy (9-1)	0
	Bye	0

Game 201
Fri. Nov. 14 7:00 PM

MBA	28
McCallie	10

Game 202
Fri. Nov. 14 7:00 PM

Christian Brothers	14
Brentwood Academy	28

Game 301
Sat. Nov. 22 7:00 PM
Clinic Bowl @ Vanderbilt

MBA	38
Brentwood Academy	14

MBA
STATE CHAMPION

Notes:

Box Score

Box Score (Final)
Brentwood Academy vs Montgomery Bell Acad (Nov 22, 2003 at Nashville, TN)

Score by Quarters	1	2	3	4	Score	
Brentwood Academy...	7	0	7	0	- 14	Record: (10-2)
Montgomery Bell Acad	3	21	7	7	- 38	Record: (11-1)

Scoring Summary:
1st 04:40 MBA - HAHNFELDT,Bryan 22 yd field goal, 11-54 3:59, BA 0 - MBA 3
01:45 BA - TOWNSEND,Theo 33 yd run (PALMER,Hunter kick), 3-46 0:58, BA 7 - MBA 3
2nd 08:37 MBA - KOBAN,Michael 1 yd run (HAHNFELDT,Bryan kick), 12-78 5:01, BA 7 - MBA 10
05:03 MBA - FISHER,Michael 1 yd run (HAHNFELDT,Bryan kick), 5-68 1:57, BA 7 - MBA 17
00:23 MBA - FISHER,Michael 1 yd run (HAHNFELDT,Bryan kick), 8-31 2:53, BA 7 - MBA 24
3rd 08:34 MBA - TIPTON,Hughes 1 yd pass from FISHER,Michael (HAHNFELDT,Bryan kick), 8-80 3:26, BA 7 - MBA 31
03:35 BA - TOWNSEND,Theo 28 yd run (PALMER,Hunter kick), 10-80 4:59, BA 14 - MBA 31
4th 07:29 MBA - GARNES,Justin 4 yd pass from FISHER,Michael (HAHNFELDT,Bryan kick), 13-82 4:39, BA 14 - MBA 38

	BA	MBA
FIRST DOWNS.....	**12**	**23**
RUSHES-YARDS (NET).....	**26-147**	**43-178**
PASSING YDS (NET).....	**68**	**335**
Passes Att-Comp-Int.....	17-5-1	27-23-0
TOTAL OFFENSE PLAYS-YARDS.....	**43-215**	**70-513**
Fumble Returns-Yards.....	0-0	0-0
Punt Returns-Yards.....	0-0	4-69
Kickoff Returns-Yards.....	5-87	1-21
Interception Returns-Yards....	0-0	1-0
Punts (Number-Avg).....	5-42.0	0-0.0
Fumbles-Lost.....	0-0	4-2
Penalties-Yards.....	5-20	2-20
Possession Time.....	19:51	28:09
Third-Down Conversions.....	4 of 10	8 of 11
Fourth-Down Conversions.....	0 of 1	2 of 2
Red-Zone Scores-Chances.....	0-1	6-7
Sacks By: Number-Yards.....	1-6	1-10

RUSHING: Brentwood Academy-TOWNSEND,Theo 15-88; HOLBERT,David 6-47; GRIFFIN,Tyler 5-12. Montgomery Bell Acad-SNYDER,Andy 15-102; KOBAN,Michael 21-76; SANTI,Tom 2-7; JOHNSON,McGavoc 1-minus 3; FISHER,Michael 4-minus 4.

PASSING: Brentwood Academy-GRIFFIN,Tyler 5-17-1-68. Montgomery Bell Acad-FISHER,Michael 22-26-0-302; FRENCH,Brad 1-1-0-33.

RECEIVING: Brentwood Academy-BUCK,Chris 2-47; TURNER,Barry 2-8; REALL,Scottie 1-13. Montgomery Bell Acad-FRENCH,Brad 9-166; SANTI,Tom 4-35; KOBAN,Michael 2-59; PETTUS,Scott 2-25; FISHER,Michael 1-33; JACQUES,Matthew 1-10; BURNS,Ryan 1-8; GARNES,Justin 1-4; TIPTON,Hughes 1-1; SNYDER,Andy 1-minus 6.

INTERCEPTIONS: Brentwood Academy-None. Montgomery Bell Acad-JACQUES,Matthew 1-0.

FUMBLES: Brentwood Academy-None. Montgomery Bell Acad-KOBAN,Michael 2-1; FRENCH,Brad 1-1; JACQUES,Matthew 1-0.

Stadium: Vanderbilt Stadium Attendance: 14500
Kickoff time: 6:00p End of Game: 8:10p Total elapsed time: 2:10
Officials: Referee: Jack Crews; Umpire: Freddie Rich; Linesman: Dan Holt;
Line judge: Mike Malone; Back judge: Bob Pack; Scorer: Jerome Dooley;
Temperature: Wind: Weather:

Brentwood Academy vs Montgomery Bell Acad (Nov 22, 2003 at Nashville, TN)

SACKS (UA-A): Brentwood Academy-MURPHY,Terrell 1-0. Montgomery Bell Acad-MORGAN,Charlie 1-0.

TACKLES (UA-A): Brentwood Academy-CASON,Parker 5-9; WALSH,J.T. 3-6; TURNER,Barry 2-7; BURRIS,Stephen 1-8; BUTLER,Josh 3-4; WILLIS,Kyle 2-5; SLAY,Chris 3-3; HOLBERT,David 2-4; WILCHER,J.P. 4-0; BUCK,Chris 2-2; MURPHY,Terrell 1-3; TOWNSEND,Tremay 1-1; FORTE,Nick 0-2; LITTLE,Bruce 0-2; GRIFFIN,Tyler 0-2; MWIZERWA,Moses 1-0; RALLS,Brian 1-0; BEKI,Yoseph 0-1; GARRETT,John 0-1. Montgomery Bell Acad-HUME,Chad 4-4; NOEL,Lee 3-3; MORGAN,Charlie 3-2; PILKERTON,Jay 0-5; BECKNER,Jim 4-0; BROWN,Luke 2-2; SLOAN,Benson 1-2; BUBIS,Matt 0-3; HAURY,Clay 1-1; HAHNFELDT,Bryan 0-2; TIPTON,Hughes 0-2; KOBAN,Michael 0-2; CARNEY,Drew 1-0; DAWSON,Lewis 0-1; CRUMBO,Jed 0-1.

Game Starters:

Brentwood Academy

POS	##	OFFENSE
SE	8	REALL,Scottie
LT	76	HESTER,Justin
LG	59	GRIGGS,William
C	52	HEWETT,Trevor
RG	71	BURRIS,Stephen
RT	70	FORTE,Nick
TE	99	TURNER,Barry
QB	2	GRIFFIN,Tyler
FB	23	HOLBERT,David
TB	1	TOWNSEND,Theo
FL	80	BUCK,Chris

POS	##	DEFENSE
DE	23	HOLBERT,David
LT	33	MURPHY,Terrell
N	70	FORTE,Nick
RT	50	BUTLER,Josh
DE	99	TURNER,Barry
LB	56	WALSH,J.T.
LB	44	CASON,Parker
FS	2	GRIFFIN,Tyler
SS	10	WILLIS,Kyle
CB	24	LITTLE,Bruce
CB	47	SLAY,Chris

Montgomery Bell Acad

POS	##	OFFENSE
QB	12	FISHER,Michael
RB	19	KOBAN,Michael
WR	10	FRENCH,Brad
WR	2	GARNES,Justin
TE	6	SANTI,Tom
WR	3	PETTUS,Scott
C	63	EDWARDS,Leonard
LT	74	BIRDSONG,Joseph
LG	57	MacDONALD,Sam
RG	59	GLUCK,Jonathan
RT	54	BARNES,Matthew

POS	##	DEFENSE
T	49	HAURY,Clay
DE	91	TIPTON,Hughes
DE	50	BUBIS,Matt
LB	42	MORGAN,Charlie
LB	47	NOEL,Lee
LB	32	PILKERTON,Jay
LB	19	KOBAN,Michael
SS	9	DAWSON,Lewis
WS	11	SLOAN,Benson
CB	17	CRUMBO,Jed
CB	5	JACQUES,Matthew

Player participation:

Brentwood Academy: 5-FORD,Tyree, 12-GARRETT,John, 21-TOWNSEND,Tremay, 48-MWIZERWA,Moses, 60-BEKI,Yoseph, 81-RALLS,Brian,
85-WILCHER,J.P., 92-PALMER,Hunter.

Montgomery Bell Acad: 7-BURNS,Ryan, 13-BROWN,Luke, 16-BECKNER,Jim, 20-HARPER,David, 22-HAHNFELDT,Bryan, 31-CARNEY,Drew,
33-JOHNSON,McGavoc, 34-HUME,Chad, 40-SNYDER,Andy.

Scoring Summary

Scoring Summary (Final)
The Automated ScoreBook
Brentwood Academy vs Montgomery Bell Acad (Nov 22, 2003 at Nashville, TN)

Brentwood Academy (10-2) vs. Montgomery Bell Acad (11-1)
Date: Nov 22, 2003 Site: Nashville, TN Stadium: Vanderbilt Stadium
Attendance: 14500

Score by Quarters	**1**	**2**	**3**	**4**	**Score**
Brentwood Academy...	7	0	7	0	- 14
Montgomery Bell Acad	3	21	7	7	- 38

Scoring Summary:

1st 04:40 MBA - HAHNFELDT,Bryan 22 yd field goal
11 plays, 54 yards, TOP 3:59, BA 0 - MBA 3
01:45 BA - TOWNSEND,Theo 33 yd run (PALMER,Hunter kick)
3 plays, 46 yards, TOP 0:58, BA 7 - MBA 3
2nd 08:37 MBA - KOBAN,Michael 1 yd run (HAHNFELDT,Bryan kick)
12 plays, 78 yards, TOP 5:01, BA 7 - MBA 10
05:03 MBA - FISHER,Michael 1 yd run (HAHNFELDT,Bryan kick)
5 plays, 68 yards, TOP 1:57, BA 7 - MBA 17
00:23 MBA - FISHER,Michael 1 yd run (HAHNFELDT,Bryan kick)
8 plays, 31 yards, TOP 2:53, BA 7 - MBA 24
3rd 08:34 MBA - TIPTON,Hughes 1 yd pass from FISHER,Michael (HAHNFELDT,Bryan kick)
8 plays, 80 yards, TOP 3:26, BA 7 - MBA 31
03:35 BA - TOWNSEND,Theo 28 yd run (PALMER,Hunter kick)
10 plays, 80 yards, TOP 4:59, BA 14 - MBA 31
4th 07:29 MBA - GARNES,Justin 4 yd pass from FISHER,Michael (HAHNFELDT,Bryan kick)
13 plays, 82 yards, TOP 4:39, BA 14 - MBA 38

Kickoff time: 6:00p End of Game: 8:10p Total elapsed time: 2:10
Officials: Referee: Jack Crews; Umpire: Freddie Rich; Linesman: Dan Holt;
Line judge: Mike Malone; Back judge: Bob Pack; Scorer: Jerome Dooley;
Temperature: Wind: Weather:

Team Statistics

Team Statistics (Final)
The Automated ScoreBook
Brentwood Academy vs Montgomery Bell Acad (Nov 22, 2003 at Nashville, TN)

	BA	MBA
FIRST DOWNS.....	**12**	**23**
Rushing.....	7	11
Passing.....	4	11
Penalty.....	1	1
Rushing Attempts.....	26	43
Yards Gained Rushing.....	173	188
Yards Lost Rushing.....	26	10
NET YARDS RUSHING.....	**147**	**178**
NET YARDS PASSING.....	**68**	**335**
Passes Attempted.....	17	27
Passes Completed.....	5	23
Had Intercepted.....	1	0
TOTAL OFFENSIVE PLAYS.....	**43**	**70**
TOTAL NET YARDS.....	**215**	**513**
Average Gain Per Play.....	5.0	7.3
Fumbles: Number-Lost.....	0-0	4-2
Penalties: Number-Yards.....	5-20	2-20
Number of Punts-Yards.....	5-210	0-0
Average Per Punt.....	42.0	0.0
Punt Returns: Number-Yards....	0-0	4-69
Kickoff Returns: Number-Yards.	5-87	1-21
Interceptions: Number-Yards...	0-0	1-0
Fumble Returns: Number-Yards..	0-0	0-0
Miscellaneous Yards.....	0	0
Possession Time.....	19:51	28:09
Third-Down Conversions.....	4 of 10	8 of 11
Fourth-Down Conversions.....	0 of 1	2 of 2
Red-Zone Scores-Chances.....	0-1	6-7
Sacks By: Number-Yards.....	1-6	1-10

Individual Statistics

Individual Statistics (Final)
The Automated ScoreBook
Brentwood Academy vs Montgomery Bell Acad (Nov 22, 2003 at Nashville, TN)

Brentwood Academy

Rushing	No	Gain	Loss	Net	TD	Lg	Avg
TOWNSEND,Theo	15	104	16	88	2	33	5.9
HOLBERT,David	6	47	0	47	0	16	7.8
GRIFFIN,Tyler	5	22	10	12	0	6	2.4
Totals...	26	173	26	147	2	33	5.7

Passing	Att-Cmp-Int	Yds	TD	Long	Sck
GRIFFIN,Tyler	17-5-1	68	0	28	1
Totals...	17-5-1	68	0	28	1

Receiving	No.	Yds	TD	Long
BUCK,Chris	2	47	0	28
TURNER,Barry	2	8	0	7
REALL,Scottie	1	13	0	13
Totals...	5	68	0	28

Punting	No.	Yds	Avg	Long	In20
PALMER,Hunter	5	210	42.0	49	1
Totals...	5	210	42.0	49	1

	Punts			Kickoffs			Intercept		
All Returns	No.	Yds.	Lg	No.	Yds.	Lg	No.	Yds.	Lg
BUCK,Chris	0	0	0	3	69	24	0	0	0
FORD,Tyree	0	0	0	1	10	10	0	0	0
GRIFFIN,Tyler	0	0	0	1	8	8	0	0	0
Totals...	0	0	0	5	87	24	0	0	0

Field goal attempts

Montgomery Bell Acad

Rushing	No	Gain	Loss	Net	TD	Lg	Avg
SNYDER,Andy	15	103	1	102	0	21	6.8
KOBAN,Michael	21	76	0	76	1	9	3.6
SANTI,Tom	2	7	0	7	0	6	3.5
JOHNSON,McGavoc	1	0	3	-3	0	0	-3.0
FISHER,Michael	4	2	6	-4	2	1	-1.0
Totals...	43	188	10	178	3	21	4.1

Passing	Att-Cmp-Int	Yds	TD	Long	Sck
FISHER,Michael	26-22-0	302	2	52	1
FRENCH,Brad	1-1-0	33	0	33	0
Totals...	27-23-0	335	2	52	1

Receiving	No.	Yds	TD	Long
FRENCH,Brad	9	166	0	43
SANTI,Tom	4	35	0	20
KOBAN,Michael	2	59	0	52
PETTUS,Scott	2	25	0	15
FISHER,Michael	1	33	0	33
JACQUES,Matthew	1	10	0	10
BURNS,Ryan	1	8	0	8
GARNES,Justin	1	4	1	4
TIPTON,Hughes	1	1	1	1
SNYDER,Andy	1	-6	0	0
Totals...	23	335	2	52

Punting	No.	Yds	Avg	Long	In20
Totals...	0	0	0.0	0	0

	Punts			Kickoffs			Intercept		
All Returns	No.	Yds.	Lg	No.	Yds.	Lg	No.	Yds.	Lg
JACQUES,Matthew	4	69	32	0	0	0	1	0	0
SNYDER,Andy	0	0	0	1	21	21	0	0	0
Totals...	4	69	32	1	21	21	1	0	0

Field goal attempts

HAHNFELDT,Bryan 1st 04:40 22 yds - Good

FUMBLES: Brentwood Academy-None. Montgomery Bell Acad-KOBAN,Michael 2-1; JACQUES,Matthew 1-0; FRENCH,Brad 1-1.

Drive Chart

Drive Chart (Final)

Brentwood Academy vs Montgomery Bell Acad (Nov 22, 2003 at Nashville, TN)

	Drive Started				Drive Ended				Consumed	
Team	**Qtr**	**Spot**	**Time**	**Obtained**	**Spot**	**Time**	**How Lost**		**Pl-Yds**	**TOP**
BA	1st	B20	12:00	Kickoff	B40	08:39	Punt		5-20	03:21
BA	1st	B19	04:34	Kickoff	B19	03:29	Punt		3-0	01:05
BA	1st	M46	02:43	Fumble	M00	01:45	*TOUCHDOWN		3-46	00:58
BA	2nd	B27	08:30	Kickoff	B32	07:00	Punt		3-5	01:30
BA	2nd	B27	04:57	Kickoff	B30	03:16	Punt		3-3	01:41
BA	2nd	B23	00:16	Kickoff	B42	12:00	End of half		2-19	00:16
BA	3rd	B20	08:34	Kickoff	M00	03:35	*TOUCHDOWN		10-80	04:59
BA	3rd	B30	01:19	Fumble	B37	00:08	Punt		4-7	01:11
BA	4th	B25	07:23	Kickoff	M35	03:05	Interception		10-40	04:18#
MBA	1st	M41	08:39	Punt	B05	04:40	*FIELD GOAL		11-54	03:59#
MBA	1st	M41	03:29	Punt	M46	02:43	Fumble		2-5	00:46
MBA	1st	M22	01:38	Kickoff	B00	08:37	*TOUCHDOWN		12-78	05:01#
MBA	2nd	M32	07:00	Punt	B00	05:03	*TOUCHDOWN		5-68	01:57#
MBA	2nd	B31	03:16	Punt	B00	00:23	*TOUCHDOWN		8-31	02:53#
MBA	3rd	M20	12:00	Kickoff	B00	08:34	*TOUCHDOWN		8-80	03:26#
MBA	3rd	M20	03:35	Kickoff	B30	01:19	Fumble		6-50	02:16
MBA	3rd	M18	00:08	Punt	B00	07:29	*TOUCHDOWN		13-82	04:39#
MBA	4th	M20	03:05	Interception	B10	00:00	End of half		6-70	03:05#

BA	**1st Qtr**	**2nd Qtr**	**3rd Qtr**	**4th Qtr**	**1st Half**	**2nd Half**	**Total**
Time of possession	05:30	03:47	06:10	04:24	09:17	10:34	19:51
3rd Down Conversions	0/2	0/2	3/4	1/2	0/4	4/6	4/10
Avg Field Position	B31	B25	B25	B25	B28	B25	B27
4th Down Conversions	0/0	0/0	0/0	0/1	0/0	0/1	0/1

MBA	**1st Qtr**	**2nd Qtr**	**3rd Qtr**	**4th Qtr**	**1st Half**	**2nd Half**	**Total**
Time of possession	06:30	08:13	05:50	07:36	14:43	13:26	28:09
3rd Down Conversions	0/2	5/5	1/1	2/3	5/7	3/4	8/11
Avg Field Position	M34	M50	M19	M20	M41	M19	M31
4th Down Conversions	1/1	0/0	0/0	1/1	1/1	1/1	2/2

Drive Chart (By Quarter)

	Drive Started				Drive Ended				Consumed	
Team	**Qtr**	**Spot**	**Time**	**Obtained**	**Spot**	**Time**	**How Lost**		**Pl-Yds**	**TOP**
BA	1st	B20	12:00	Kickoff	B40	08:39	Punt		5-20	03:21
MBA	1st	M41	08:39	Punt	B05	04:40	*FIELD GOAL		11-54	03:59#
BA	1st	B19	04:34	Kickoff	B19	03:29	Punt		3-0	01:05
MBA	1st	M41	03:29	Punt	M46	02:43	Fumble		2-5	00:46
BA	1st	M46	02:43	Fumble	M00	01:45	*TOUCHDOWN		3-46	00:58
MBA	1st	M22	01:38	Kickoff	B00	08:37	*TOUCHDOWN		12-78	05:01#
BA	2nd	B27	08:30	Kickoff	B32	07:00	Punt		3-5	01:30
MBA	2nd	M32	07:00	Punt	B00	05:03	*TOUCHDOWN		5-68	01:57#
BA	2nd	B27	04:57	Kickoff	B30	03:16	Punt		3-3	01:41
MBA	2nd	B31	03:16	Punt	B00	00:23	*TOUCHDOWN		8-31	02:53#
BA	2nd	B23	00:16	Kickoff	B42	12:00	End of half		2-19	00:16
MBA	3rd	M20	12:00	Kickoff	B00	08:34	*TOUCHDOWN		8-80	03:26#
BA	3rd	B20	08:34	Kickoff	M00	03:35	*TOUCHDOWN		10-80	04:59
MBA	3rd	M20	03:35	Kickoff	B30	01:19	Fumble		6-50	02:16
BA	3rd	B30	01:19	Fumble	B37	00:08	Punt		4-7	01:11
MBA	3rd	M18	00:08	Punt	B00	07:29	*TOUCHDOWN		13-82	04:39#
BA	4th	B25	07:23	Kickoff	M35	03:05	Interception		10-40	04:18#
MBA	4th	M20	03:05	Interception	B10	00:00	End of half		6-70	03:05#

Defensive Statistics

Defensive Statistics (Final)
The Automated ScoreBook
Brentwood Academy vs Montgomery Bell Acad (Nov 22, 2003 at Nashville, TN)

Brentwood Academy

##	Player	Solo	Ast	Tot	TFL/Yds	FF	FR-Yd	Intc	PD	Blkd	Sack/Yds	QH
44	CASON,Parker	5	9	14	1.0/3	.	1-0	.	.	.	/	.
56	WALSH,J.T.	3	6	9	.	1	1-0	.	.	.	/	.
99	TURNER,Barry	2	7	9	1.0/6	.	.	.	.	.	/	.
71	BURRIS,Stephen	1	8	9	0.5/1	.	.	.	.	.	/	.
50	BUTLER,Josh	3	4	7	.	.	.	.	.	.	/	.
10	WILLIS,Kyle	2	5	7	.	.	.	.	.	.	/	.
47	SLAY,Chris	3	3	6	.	2	.	.	.	.	/	.
23	HOLBERT,David	2	4	6	0.5/0	.	.	.	.	.	/	.
85	WILCHER,J.P.	4	.	4	.	.	.	.	.	.	/	.
80	BUCK,Chris	2	2	4	.	.	.	.	1	.	/	.
33	MURPHY,Terrell	1	3	4	1.0/6	.	.	.	.	.	1/6	.
21	TOWNSEND,Tremay	1	1	2	.	.	.	.	.	.	/	.
24	LITTLE,Bruce	.	2	2	.	.	.	.	.	.	/	.
70	FORTE,Nick	.	2	2	.	.	.	.	.	.	/	.
2	GRIFFIN,Tyler	.	2	2	.	.	.	.	.	.	/	.
81	RALLS,Brian	1	.	1	.	.	.	.	.	.	/	.
48	MWIZERWA,Moses	1	.	1	.	.	.	.	.	.	/	.
60	BEKI,Yoseph	.	1	1	.	.	.	.	.	.	/	.
12	GARRETT,John	.	1	1	.	.	.	.	.	.	/	.

Montgomery Bell Acad

##	Player	Solo	Ast	Tot	TFL/Yds	FF	FR-Yd	Intc	PD	Blkd	Sack/Yds	QH
34	HUME,Chad	4	4	8	.	.	.	.	.	.	/	.
47	NOEL,Lee	3	3	6	1.5/6	.	.	.	.	.	/	.
42	MORGAN,Charlie	3	2	5	1.0/10	.	.	.	1	.	1/10	.
32	PILKERTON,Jay	.	5	5	.	.	.	.	1	.	/	.
16	BECKNER,Jim	4	.	4	1.0/1	.	.	.	.	.	/	.
13	BROWN,Luke	2	2	4	1.0/8	.	.	.	.	.	/	.
11	SLOAN,Benson	1	2	3	.	.	.	.	1	.	/	.
50	BUBIS,Matt	.	3	3	.	.	.	.	.	.	/	.
49	HAURY,Clay	1	1	2	.	.	.	.	.	.	/	.
91	TIPTON,Hughes	.	2	2	0.5/1	.	.	.	.	.	/	.
19	KOBAN,Michael	.	2	2	.	.	.	.	1	.	/	.
22	HAHNFELDT,Bryan	.	2	2	.	.	.	.	.	.	/	.
31	CARNEY,Drew	1	.	1	.	.	.	.	.	.	/	.
9	DAWSON,Lewis	.	1	1	.	.	.	.	.	.	/	.
17	CRUMBO,Jed	.	1	1	.	.	.	.	1	.	/	.
20	HARPER,David	.	.	.	.	.	.	.	1	.	/	.
5	JACQUES,Matthew	.	.	.	.	.	.	1-0	1	.	/	.

Quickie Statistics

Quickie Statistics (Final)
Brentwood Academy vs Montgomery Bell Acad (Nov 22, 2003 at Nashville, TN)

	BA	MBA
Score.....	14	38
FIRST DOWNS.....	**12**	**23**
RUSHES-YARDS (NET).....	**26-147**	**43-178**
PASSING YDS (NET).....	**68**	**335**
Passes Att-Comp-Int.....	17-5-1	27-23-0
TOTAL OFFENSE PLAYS-YARDS.....	**43-215**	**70-513**
Fumble Returns-Yards.....	0-0	0-0
Punt Returns-Yards.....	0-0	4-69
Kickoff Returns-Yards.....	5-87	1-21
Interception Returns-Yards....	0-0	1-0
Punts (Number-Avg).....	5-42.0	0-0.0
Fumbles-Lost.....	0-0	4-2
Penalties-Yards.....	5-20	2-20
Possession Time.....	19:51	28:09
Third-Down Conversions.....	4 of 10	8 of 11
Fourth-Down Conversions.....	0 of 1	2 of 2
Red-Zone Scores-Chances.....	0-1	6-7

Brentwood Academy

Rushing	No	Yds	TD	Lg	Avg
TOWNSEND,Theo	15	88	2	33	5.9
HOLBERT,David	6	47	0	16	7.8
GRIFFIN,Tyler	5	12	0	6	2.4

Passing	Att	Cmp	Int	Yds	TD	Lng
GRIFFIN,Tyler	17	5	1	68	0	28

Receiving	No.	Yds	TD	Long
BUCK,Chris	2	47	0	28
TURNER,Barry	2	8	0	7
REALL,Scottie	1	13	0	13

Punting	No.	Avg	Long	I20
PALMER,Hunter	5	42.0	49	1

Punt returns	No.	Yds	TD	Long

Kick returns	No.	Yds	TD	Long
BUCK,Chris	3	69	0	24
GRIFFIN,Tyler	1	8	0	8

Montgomery Bell Acad

Rushing	No	Yds	TD	Lg	Avg
SNYDER,Andy	15	102	0	21	6.8
KOBAN,Michael	21	76	1	9	3.6
SANTI,Tom	2	7	0	6	3.5
JOHNSON,McGavoc	1	-3	0	0	-3.0

Passing	Att	Cmp	Int	Yds	TD	Lng
FISHER,Michael	26	22	0	302	2	52
FRENCH,Brad	1	1	0	33	0	33

Receiving	No.	Yds	TD	Long
FRENCH,Brad	9	166	0	43
SANTI,Tom	4	35	0	20
KOBAN,Michael	2	59	0	52
PETTUS,Scott	2	25	0	15

Punting	No.	Avg	Long	I20

Punt returns	No.	Yds	TD	Long
JACQUES,Matthew	4	69	0	32

Kick returns	No.	Yds	TD	Long
SNYDER,Andy	1	21	0	21

Team	Qtr	Time	Scoring play	Conversion	Plays-Yards	TOP	BA - MBA
MBA	1st	04:40	HAHNFELDT,Bryan 22 yd field goal		11-54	3:59	0 - 3
BA	1st	01:45	TOWNSEND,Theo 33 yd run	PALMER,Hunter kick	3-46	0:58	7 - 3
MBA	2nd	08:37	KOBAN,Michael 1 yd run	HAHNFELDT,Bryan kick	12-78	5:01	7 - 10
MBA	2nd	05:03	FISHER,Michael 1 yd run	HAHNFELDT,Bryan kick	5-68	1:57	7 - 17
MBA	2nd	00:23	FISHER,Michael 1 yd run	HAHNFELDT,Bryan kick	8-31	2:53	7 - 24
MBA	3rd	08:34	TIPTON,Hughes 1 yd pass from FISHER,Michael	HAHNFELDT,Bryan kick	8-80	3:26	7 - 31
BA	3rd	03:35	TOWNSEND,Theo 28 yd run	PALMER,Hunter kick	10-80	4:59	14 - 31
MBA	4th	07:29	GARNES,Justin 4 yd pass from FISHER,Michael	HAHNFELDT,Bryan kick	13-82	4:39	14 - 38

Participation Report

Participation Report (Final)
The Automated ScoreBook
Brentwood Academy vs Montgomery Bell Acad (Nov 22, 2003 at Nashville, TN)

Brentwood Academy

POS	##	OFFENSE
SE	8	REALL,Scottie
LT	76	HESTER,Justin
LG	59	GRIGGS,William
C	52	HEWETT,Trevor
RG	71	BURRIS,Stephen
RT	70	FORTE,Nick
TE	99	TURNER,Barry
QB	2	GRIFFIN,Tyler
FB	23	HOLBERT,David
TB	1	TOWNSEND,Theo
FL	80	BUCK,Chris

POS	##	DEFENSE
DE	23	HOLBERT,David
LT	33	MURPHY,Terrell
N	70	FORTE,Nick
RT	50	BUTLER,Josh
DE	99	TURNER,Barry
LB	56	WALSH,J.T.
LB	44	CASON,Parker
FS	2	GRIFFIN,Tyler
SS	10	WILLIS,Kyle
CB	24	LITTLE,Bruce
CB	47	SLAY,Chris

Montgomery Bell Acad

POS	##	OFFENSE
QB	12	FISHER,Michael
RB	19	KOBAN,Michael
WR	10	FRENCH,Brad
WR	2	GARNES,Justin
TE	6	SANTI,Tom
WR	3	PETTUS,Scott
C	63	EDWARDS,Leonard
LT	74	BIRDSONG,Joseph
LG	57	MacDONALD,Sam
RG	59	GLUCK,Jonathan
RT	54	BARNES,Matthew

POS	##	DEFENSE
T	49	HAURY,Clay
DE	91	TIPTON,Hughes
DE	50	BUBIS,Matt
LB	42	MORGAN,Charlie
LB	47	NOEL,Lee
LB	32	PILKERTON,Jay
LB	19	KOBAN,Michael
SS	9	DAWSON,Lewis
WS	11	SLOAN,Benson
CB	17	CRUMBO,Jed
CB	5	JACQUES,Matthew

Brentwood Academy: 5-FORD,Tyree, 12-GARRETT,John, 21-TOWNSEND,Tremay, 48-MWIZERWA,Moses, 60-BEKI,Yoseph, 81-RALLS,Brian, 85-WILCHER,J.P., 92-PALMER,Hunter.

Montgomery Bell Acad: 7-BURNS,Ryan, 13-BROWN,Luke, 16-BECKNER,Jim, 20-HARPER,David, 22-HAHNFELDT,Bryan, 31-CARNEY,Drew, 33-JOHNSON,McGavoc, 34-HUME,Chad, 40-SNYDER,Andy.

Play-by-Play Summary (1st Quarter)

```
                MBA wins toss and defers. BA will receive.
  B 1-10 B40    MBA ball on MBA40.

                    HAHNFELDT,Bryan kickoff 60 yards to the BA0, touchback.
  B 1-10 B20    TOWNSEND,Theo rush for 3 yards to the BA23 (HAURY,Clay;TIPTON,Hughes).
  B 2-7  B23    HOLBERT,David rush for 8 yards to the BA31, 1ST DOWN BA (SLOAN,Benson;HUME,Chad).
  B 1-10 B31    TOWNSEND,Theo rush for loss of 2 yards to the BA29 (TIPTON,Hughes;NOEL,Lee).
  B 2-12 B29    GRIFFIN,Tyler rush for 6 yards to the BA35 (PILKERTON,Jay;HUME,Chad).
  B 3-6  B35    GRIFFIN,Tyler rush for 5 yards to the BA40 (PILKERTON,Jay;KOBAN,Michael).
  B 4-1  B40    PALMER,Hunter punt 37 yards to the MBA23, JACQUES,Matthew return 18 yards to
                the MBA41 (BUTLER,Josh).
--------------- 5 plays, 20 yards, TOP 03:21 ---------------
      M 1-10 M41    MONTGOMERY BELL ACAD drive start at 08:39 (1st).
      M 1-10 M41    FISHER,Michael pass complete to KOBAN,Michael for 7 yards to the MBA48
                    (WILLIS,Kyle;SLAY,Chris).
      M 2-3  M48    KOBAN,Michael rush for 2 yards to the 50 yardline (LITTLE,Bruce;CASON,Parker).
      M 3-1  M50    KOBAN,Michael rush for no gain to the 50 yardline (BURRIS,Stephen;WALSH,J.T.).
      M 4-1  M50    KOBAN,Michael rush for 3 yards to the BA47, 1ST DOWN MBA (WALSH,J.T.;SLAY,Chris).
      M 1-10 B47    FISHER,Michael pass complete to FRENCH,Brad for 23 yards to the BA24,
                    1ST DOWN MBA (WILLIS,Kyle;LITTLE,Bruce).
      M 1-10 B24    FISHER,Michael pass incomplete to KOBAN,Michael.
      M 2-10 B24    FISHER,Michael pass complete to FRENCH,Brad for 17 yards to the BA7,
                    1ST DOWN MBA (CASON,Parker).
      M 1-G  B07    KOBAN,Michael rush for 2 yards to the BA5 (MURPHY,Terrell;GRIFFIN,Tyler).
      M 2-G  B05    FISHER,Michael pass incomplete to SANTI,Tom.
      M 3-G  B05    FISHER,Michael rush for no gain to the BA5 (BUTLER,Josh).
      M 4-G  B05    HAHNFELDT,Bryan field goal attempt from 22 GOOD, clock 04:40.
                           ==========================================
                           BRENTWOOD ACADEMY 0, MONTGOMERY BELL ACAD 3
                           ==========================================
--------------- 11 plays, 54 yards, TOP 03:59 ---------------
                    HAHNFELDT,Bryan kickoff 51 yards to the BA9, FORD,Tyree return 10 yards
                    to the BA19 (BUBIS,Matt;HAHNFELDT,Bryan).
  B 1-10 B19    BRENTWOOD ACADEMY drive start at 04:34 (1st).
  B 1-10 B19    TOWNSEND,Theo rush for no gain to the BA19 (BROWN,Luke).
  B 2-10 B19    GRIFFIN,Tyler pass incomplete to BUCK,Chris.
  B 3-10 B19    GRIFFIN,Tyler pass incomplete (KOBAN,Michael).
  B 4-10 B19    PALMER,Hunter punt 46 yards to the MBA35, JACQUES,Matthew return 0 yards to the MBA35,
                fumble by JACQUES,Matthew recovered by MBA JACQUES,Matthew at MBA41.
--------------- 3 plays, 0 yards, TOP 01:05 ---------------
      M 1-10 M41    MONTGOMERY BELL ACAD drive start at 03:29 (1st), MBA ball on MBA41.
      M 1-10 M41    FISHER,Michael pass complete to SANTI,Tom for 6 yards to the MBA47
                    (HOLBERT,David;BEKI,Yoseph).
      M 2-4  M47    PENALTY MBA false start 5 yards to the MBA42.
      M 2-9  M42    FISHER,Michael pass complete to FRENCH,Brad to the MBA46, fumble forced
                    by SLAY,Chris, fumble by FRENCH,Brad recovered by BA CASON,Parker at MBA46.
--------------- 2 plays, 11 yards, TOP 00:46 ---------------
  B 1-10 M46    BRENTWOOD ACADEMY drive start at 02:43 (1st).
  B 1-10 M46    HOLBERT,David rush for 9 yards to the MBA37 (NOEL,Lee).
  B 2-1  M37    HOLBERT,David rush for 4 yards to the MBA33, 1ST DOWN BA (HUME,Chad).
  B 1-10 M33    TOWNSEND,Theo rush for 33 yards to the MBA0, 1ST DOWN BA, TOUCHDOWN, clock 01:45.
                PALMER,Hunter kick attempt good.
                           ==========================================
                           BRENTWOOD ACADEMY 7, MONTGOMERY BELL ACAD 3
                           ==========================================
--------------- 3 plays, 46 yards, TOP 00:58 ---------------
                PALMER,Hunter kickoff 59 yards to the MBA1, SNYDER,Andy return 21 yards to
                the MBA22 (MWIZERWA,Moses).
      M 1-10 M22    MONTGOMERY BELL ACAD drive start at 01:38 (1st).
      M 1-10 M22    KOBAN,Michael rush for 3 yards to the MBA25 (CASON,Parker).
      M 2-7  M25    FISHER,Michael pass complete to SANTI,Tom for 20 yards to the MBA45,1ST DOWN MBA.
      M 1-10 M45    KOBAN,Michael rush for 3 yards to the MBA48 (CASON,Parker;TURNER,Barry).
      M 2-7  M48    KOBAN,Michael rush for 3 yards to the BA49 (WALSH,J.T.;BUTLER,Josh).
                           ============END OF 1st QUARTER=============
                           BRENTWOOD ACADEMY 7, MONTGOMERY BELL ACAD 3
                           ==========================================
```

Play-by-Play Summary (2nd quarter)

M 3-4 B49 Start of 2nd quarter, clock 12:00.
M 3-4 B49 FISHER,Michael pass complete to FRENCH,Brad for 11 yards to the BA38, **1ST DOWN MBA** (BUCK,Chris).
M 1-10 B38 FISHER,Michael pass complete to FRENCH,Brad for 6 yards to the BA32 (WILCHER,J.P.).
M 2-4 B32 KOBAN,Michael rush for 3 yards to the BA29 (CASON,Parker).
M 3-1 B29 KOBAN,Michael rush for 4 yards to the BA25, **1ST DOWN MBA** (TURNER,Barry;CASON,Parker).
M 1-10 B25 FISHER,Michael pass complete to FRENCH,Brad for 24 yards to the BA1, **1ST DOWN MBA**.
M 1-G B01 KOBAN,Michael rush for no gain to the BA1 (BURRIS,Stephen;CASON,Parker).
M 2-G B01 KOBAN,Michael rush for no gain to the BA1 (BURRIS,Stephen;BUTLER,Josh).
M 3-G B01 KOBAN,Michael rush for 1 yard to the BA0, TOUCHDOWN, clock 08:37.
HAHNFELDT,Bryan kick attempt good.

==========
BRENTWOOD ACADEMY 7, MONTGOMERY BELL ACAD 10
==========

---------- 12 plays, 78 yards, TOP 05:01 ----------

HAHNFELDT,Bryan kickoff 55 yards to the BA5, BUCK,Chris return 22 yards to the BA27 (CARNEY,Drew).
B 1-10 B27 BRENTWOOD ACADEMY drive start at 08:30 (2nd).
B 1-10 B27 *PENALTY BA false start 5 yards to the BA22*.
B 1-15 B22 TOWNSEND,Theo rush for 4 yards to the BA26 (BROWN,Luke;MORGAN,Charlie).
B 2-11 B26 GRIFFIN,Tyler pass incomplete to BUCK,Chris.
B 3-11 B26 GRIFFIN,Tyler rush for 6 yards to the BA32 (HUME,Chad).
B 4-5 B32 PALMER,Hunter punt 49 yards to the MBA19, JACQUES,Matthew return 13 yards to the MBA32.
---------- 3 plays, 5 yards, TOP 01:30 ----------

M 1-10 M32 MONTGOMERY BELL ACAD drive start at 07:00 (2nd).
M 1-10 M32 FISHER,Michael pass complete to FRENCH,Brad for 31 yards to the BA37, **1ST DOWN MBA** (TURNER,Barry).
M 1-10 B37 SNYDER,Andy rush for 2 yards to the BA35 (WILCHER,J.P.).
M 2-8 B35 FRENCH,Brad pass complete to FISHER,Michael for 33 yards to the BA2, **1ST DOWN MBA** (WILCHER,J.P.).
M 1-G B02 SNYDER,Andy rush for 1 yard to the BA1 (FORTE,Nick;TURNER,Barry).
M 2-G B01 FISHER,Michael rush for 1 yard to the BA0, TOUCHDOWN, clock 05:03.
HAHNFELDT,Bryan kick attempt good.

==========
BRENTWOOD ACADEMY 7, MONTGOMERY BELL ACAD 17
==========

---------- 5 plays, 68 yards, TOP 01:57 ----------

HAHNFELDT,Bryan kickoff 56 yards to the BA4, BUCK,Chris return 23 yards to the BA27 (BECKNER,Jim).
B 1-10 B27 BRENTWOOD ACADEMY drive start at 04:57 (2nd).
B 1-10 B27 HOLBERT,David rush for 2 yards to the BA29 (MORGAN,Charlie).
B 2-8 B29 GRIFFIN,Tyler pass incomplete to BUCK,Chris (CRUMBO,Jed).
B 3-8 B29 Timeout Brentwood Academy, clock 04:14.
B 3-8 B29 GRIFFIN,Tyler pass complete to TURNER,Barry for 1 yard to the BA30 (NOEL,Lee).
B 4-7 B30 PALMER,Hunter punt 33 yards to the MBA37, JACQUES,Matthew return 32 yards to the BA31 (RALLS,Brian).
---------- 3 plays, 3 yards, TOP 01:41 ----------

M 1-10 B31 MONTGOMERY BELL ACAD drive start at 03:16 (2nd).
M 1-10 B31 FISHER,Michael pass complete to SNYDER,Andy for loss of 6 yards to the BA37 (TURNER,Barry).
M 2-16 B37 FISHER,Michael pass complete to PETTUS,Scott for 15 yards to the BA22 (WILLIS,Kyle).
M 3-1 B22 KOBAN,Michael rush for 3 yards to the BA19, **1ST DOWN MBA** (BUTLER,Josh).
M 1-10 B19 FISHER,Michael pass complete to SANTI,Tom for 5 yards to the BA14

(BUCK,Chris;GARRETT,John).
M 2-5 B14 SANTI,Tom rush for 6 yards to the BA8, **1ST DOWN MBA** (TURNER,Barry;FORTE,Nick).
M 1-G B08 FISHER,Michael pass complete to SANTI,Tom for 4 yards to the BA4 (SLAY,Chris;WILLIS,Kyle).
M 2-G B04 KOBAN,Michael rush for 3 yards to the BA1 (CASON,Parker;HOLBERT,David).
M 3-G B01 Timeout Montgomery Bell Acad, clock 00:25.
M 3-G B01 *PENALTY BA offside 0 yards to the BA1*.
M 3-G B01 FISHER,Michael rush for 1 yard to the BA0, TOUCHDOWN, clock 00:23. HAHNFELDT,Bryan kick attempt good.

==========
BRENTWOOD ACADEMY 7, MONTGOMERY BELL ACAD 24
==========

---------- 8 plays, 31 yards, TOP 02:53 ----------

HAHNFELDT,Bryan kickoff 45 yards to the BA15, GRIFFIN,Tyler return 8 yards to the BA23 (BECKNER,Jim).
B 1-10 B23 BRENTWOOD ACADEMY drive start at 00:16 (2nd).
B 1-10 B23 GRIFFIN,Tyler pass complete to BUCK,Chris for 19 yards to the BA42, **1ST DOWN BA** (PILKERTON,Jay;HUME,Chad).
B 1-10 B42 Timeout Brentwood Academy, clock 00:06.
B 1-10 B42 GRIFFIN,Tyler pass incomplete to TURNER,Barry.
B 2-10 B42 End of 1st half, clock 00:00.

==========END OF 2nd QUARTER==========
BRENTWOOD ACADEMY 7, MONTGOMERY BELL ACAD 24
==========

Play-by-Play Summary (3rd quarter)

```
  B 2-10 B42   Start of 3rd quarter, clock 12:00, BA ball on BA40.
--------------- 2 plays, 19 yards, TOP 00:16 ---------------

               PALMER,Hunter kickoff 60 yards to the MBA0, touchback.
      M 1-10 M20   MONTGOMERY BELL ACAD drive start at 12:00 (3rd).
      M 1-10 M20   KOBAN,Michael rush for 9 yards to the MBA29 (TURNER,Barry;CASON,Parker).
      M 2-1  M29   KOBAN,Michael rush to the MBA38, fumble forced by WALSH,J.T., fumble by
                   KOBAN,Michael recovered by MBA -BIG RED- at MBA38, 1ST DOWN MBA.
      M 1-10 M38   KOBAN,Michael rush for 4 yards to the MBA42 (CASON,Parker;WALSH,J.T.).
      M 2-6  M42   FISHER,Michael pass complete to FRENCH,Brad for 43 yards to the BA15,
                   1ST DOWN MBA (WILLIS,Kyle;BUCK,Chris).
      M 1-10 B15   SNYDER,Andy rush for 5 yards to the BA10 (WALSH,J.T.).
      M 2-5  B10   SNYDER,Andy rush for 8 yards to the BA2, 1ST DOWN MBA
                   (BURRIS,Stephen;GRIFFIN,Tyler).
      M 1-G  B02   SNYDER,Andy rush for 1 yard to the BA1 (MURPHY,Terrell;WILLIS,Kyle).
      M 2-G  B01   FISHER,Michael pass complete to TIPTON,Hughes for 1 yard to the BA0,
                   TOUCHDOWN, clock 08:34.
                   HAHNFELDT,Bryan kick attempt good.

                          ============================================
                          BRENTWOOD ACADEMY 7, MONTGOMERY BELL ACAD 31
                          ============================================

--------------- 8 plays, 80 yards, TOP 03:26 ---------------

                   HAHNFELDT,Bryan kickoff 60 yards to the BA0, touchback.
  B 1-10 B20   BRENTWOOD ACADEMY drive start at 08:34 (3rd).
  B 1-10 B20   TOWNSEND,Theo rush for 4 yards to the BA24 (BUBIS,Matt;KOBAN,Michael).
  B 2-6  B24   TOWNSEND,Theo rush for 5 yards to the BA29 (HUME,Chad).
  B 3-1  B29   PENALTY BA illegal shift 5 yards to the BA24.
  B 3-6  B24   GRIFFIN,Tyler pass complete to TURNER,Barry for 7 yards to the BA31, 1ST
               DOWN BA (HUME,Chad).
  B 1-10 B31   HOLBERT,David rush for 16 yards to the BA47, 1ST DOWN BA
               (PILKERTON,Jay;CRUMBO,Jed).
  B 1-10 B47   GRIFFIN,Tyler pass incomplete to BUCK,Chris.
  B 2-10 B47   GRIFFIN,Tyler rush for 5 yards to the MBA48 (BUBIS,Matt;PILKERTON,Jay).
  B 3-5  M48   GRIFFIN,Tyler pass complete to REALL,Scottie for 13 yards to the MBA35,
               1ST DOWN BA (BECKNER,Jim).
  B 1-10 M35   TOWNSEND,Theo rush for loss of 1 yard to the MBA36 (BECKNER,Jim).
  B 2-11 M36   HOLBERT,David rush for 8 yards to the MBA28 (NOEL,Lee;HUME,Chad).
  B 3-3  M28   TOWNSEND,Theo rush for 28 yards to the MBA0, 1ST DOWN BA, TOUCHDOWN,
               clock 03:35.
               PALMER,Hunter kick attempt good.

                         ============================================
                         BRENTWOOD ACADEMY 14, MONTGOMERY BELL ACAD 31
                         ============================================

--------------- 10 plays, 80 yards, TOP 04:59 ---------------

               PALMER,Hunter kickoff 60 yards to the MBA0, touchback.
      M 1-10 M20   MONTGOMERY BELL ACAD drive start at 03:35 (3rd).
      M 1-10 M20   SNYDER,Andy rush for 20 yards to the MBA40, 1ST DOWN MBA
                   (HOLBERT,David).
      M 1-10 M40   KOBAN,Michael rush for 6 yards to the MBA46 (HOLBERT,David).
      M 2-4  M46   FISHER,Michael sacked for loss of 6 yards to the MBA40 (MURPHY,Terrell).
      M 3-10 M40   FISHER,Michael pass complete to JACQUES,Matthew for 10 yards to the 50
                   yardline, 1ST DOWN MBA (TOWNSEND,Tremay).
      M 1-10 M50   FISHER,Michael pass complete to FRENCH,Brad for 7 yards to the BA43
                   (BURRIS,Stephen).
      M 2-3  B43   KOBAN,Michael rush to the BA35, fumble forced by SLAY,Chris, fumble by
                   KOBAN,Michael recovered by BA WALSH,J.T. at BA30.
--------------- 6 plays, 50 yards, TOP 02:16 ---------------

  B 1-10 B30   BRENTWOOD ACADEMY drive start at 01:19 (3rd).
  B 1-10 B30   Timeout Brentwood Academy, clock 01:19.
  B 1-10 B30   GRIFFIN,Tyler pass incomplete to WILLIS,Kyle (SLOAN,Benson), PENALTY MBA
               pass interference 15 yards to the BA45, 1ST DOWN BA.
```

```
  B 1-10 B45   1st and 10.
  B 1-10 B45   GRIFFIN,Tyler pass incomplete to BUCK,Chris.
  B 2-10 B45   GRIFFIN,Tyler pass incomplete to REALL,Scottie (PILKERTON,Jay).
  B 3-10 B45   TOWNSEND,Theo rush for loss of 8 yards to the BA37 (BROWN,Luke).
  B 4-18 B37   PALMER,Hunter punt 45 yards to the MBA18, downed.
--------------- 4 plays, 7 yards, TOP 01:11 ---------------

      M 1-10 M18   MONTGOMERY BELL ACAD drive start at 00:08 (3rd).
      M 1-10 M18   FISHER,Michael pass complete to BURNS,Ryan for 8 yards to the MBA26
                   (CASON,Parker).

                         =============END OF 3rd QUARTER==============
                         BRENTWOOD ACADEMY 14, MONTGOMERY BELL ACAD 31
                         ==============================================
```

Play-by-Play Summary (4th quarter)

M 2-2 M26 Start of 4th quarter, clock 12:00.
M 2-2 M26 KOBAN,Michael rush for 5 yards to the MBA31, **1ST DOWN MBA** (BUTLER,Josh;BURRIS,Stephen).
M 1-10 M31 SNYDER,Andy rush for 9 yards to the MBA40 (HOLBERT,David;BURRIS,Stephen), *PENALTY BA face mask 5 yards to the MBA45,* ***1ST DOWN MBA***.
M 1-10 M45 1st and 10.
M 1-10 M45 SNYDER,Andy rush for 21 yards to the BA34, **1ST DOWN MBA** (WILLIS,Kyle).
M 1-10 B34 FISHER,Michael pass incomplete to FRENCH,Brad (BUCK,Chris).
M 2-10 B34 SNYDER,Andy rush for 7 yards to the BA27 (BURRIS,Stephen;CASON,Parker).
M 3-3 B27 FISHER,Michael pass incomplete to FRENCH,Brad.
M 4-3 B27 FISHER,Michael pass complete to PETTUS,Scott for 10 yards to the BA17, **1ST DOWN MBA**.
M 1-10 B17 SNYDER,Andy rush for 9 yards to the BA8 (BUCK,Chris).
M 2-1 B08 SNYDER,Andy rush for 4 yards to the BA4, **1ST DOWN MBA** (WILCHER,J.P.).
M 1-G B04 SNYDER,Andy rush for loss of 1 yard to the BA5 (BURRIS,Stephen;HOLBERT,David).
M 2-G B05 SANTI,Tom rush for 1 yard to the BA4 (TURNER,Barry;TOWNSEND,Tremay).
M 3-G B04 FISHER,Michael pass complete to GARNES,Justin for 4 yards to the BA0, TOUCHDOWN, clock 07:29.
HAHNFELDT,Bryan kick attempt good.

==========
BRENTWOOD ACADEMY 14, MONTGOMERY BELL ACAD 38
==========

---------- 13 plays, 82 yards, TOP 04:39 ----------

HAHNFELDT,Bryan kickoff 59 yards to the BA1, BUCK,Chris return 24 yards to the BA25 (MORGAN,Charlie;HAHNFELDT,Bryan).
B 1-10 B25 BRENTWOOD ACADEMY drive start at 07:23 (4th).
B 1-10 B25 TOWNSEND,Theo rush for no gain to the BA25 (NOEL,Lee;DAWSON,Lewis).
B 2-10 B25 GRIFFIN,Tyler pass complete to BUCK,Chris for 28 yards to the MBA47, **1ST DOWN BA** (SLOAN,Benson).
B 1-10 M47 TOWNSEND,Theo rush for 15 yards to the MBA32, **1ST DOWN BA** (BROWN,Luke;SLOAN,Benson).
B 1-10 M32 GRIFFIN,Tyler pass incomplete to BUCK,Chris (HARPER,David).
B 2-10 M32 TOWNSEND,Theo rush for 6 yards to the MBA26 (MORGAN,Charlie).
B 3-4 M26 TOWNSEND,Theo rush for 6 yards to the MBA20, **1ST DOWN BA** (HAURY,Clay).
B 1-10 M20 GRIFFIN,Tyler pass incomplete to TURNER,Barry (MORGAN,Charlie).
B 2-10 M20 TOWNSEND,Theo rush for loss of 5 yards to the MBA25 (NOEL,Lee).
B 3-15 M25 GRIFFIN,Tyler sacked for loss of 10 yards to the MBA35 (MORGAN,Charlie).
B 4-25 M35 GRIFFIN,Tyler pass intercepted by JACQUES,Matthew at the MBA0, JACQUES,Matthew return 0 yards to the MBA0, touchback.
---------- 10 plays, 40 yards, TOP 04:18 ----------

M 1-10 M20 MONTGOMERY BELL ACAD drive start at 03:05 (4th).
M 1-10 M20 SNYDER,Andy rush for 8 yards to the MBA28 (WALSH,J.T.;MURPHY,Terrell).
M 2-2 M28 KOBAN,Michael rush for no gain to the MBA28 (TURNER,Barry;CASON,Parker).
M 3-2 M28 FISHER,Michael pass complete to KOBAN,Michael for 52 yards to the BA20, **1ST DOWN MBA** (SLAY,Chris).
M 1-10 B20 SNYDER,Andy rush for 3 yards to the BA17 (WALSH,J.T.), *PENALTY BA face mask 5 yards to the BA12*.
M 1-2 B12 1st and 2.
M 1-2 B12 SNYDER,Andy rush for 5 yards to the BA7, **1ST DOWN MBA** (WALSH,J.T.;BUTLER,Josh).
M 1-G B07 JOHNSON,McGavoc rush for loss of 3 yards to the BA10 (CASON,Parker).
M 2-G B10 End of 2nd half, clock 00:00.
---------- 6 plays, 70 yards, TOP 03:05 ----------

==========FINAL SCORE==========
BRENTWOOD ACADEMY 14, MONTGOMERY BELL ACAD 38
==========

Play Breakdown Summary

Play Breakdown Summary (Final)
Brentwood Academy vs Montgomery Bell Acad (Nov 22, 2003 at Nashville, TN)

Brentwood Academy

Down	RUN	PASS	Total
OVERALL.....	25	18	43
1ST DOWN.....	12	7	19
2ND DOWN-SHORT...	1	0	1
2ND DOWN-MIDDLE..	1	0	1
2ND DOWN-LONG....	6	5	11
3RD DOWN-SHORT...	0	0	0
3RD DOWN-MIDDLE..	2	0	2
3RD DOWN-LONG....	3	5	8
4TH DOWN.....	0	1	1

Montgomery Bell Acad

Down	RUN	PASS	Total
OVERALL.....	42	28	70
1ST DOWN.....	20	13	33
2ND DOWN-SHORT...	8	1	9
2ND DOWN-MIDDLE..	5	3	8
2ND DOWN-LONG....	2	5	7
3RD DOWN-SHORT...	5	1	6
3RD DOWN-MIDDLE..	0	3	3
3RD DOWN-LONG....	1	1	2
4TH DOWN.....	1	1	2

Brentwood Academy

Formation	RUN	PASS	Total
.....	25	18	43

Montgomery Bell Acad

Formation	RUN	PASS	Total
.....	42	28	70

Play Breakdown

Play Breakdown (Final)
Brentwood Academy vs Montgomery Bell Acad (Nov 22, 2003 at Nashville, TN)
Brentwood Academy (Sorted by Play type)

1ST DOWN RUN (12 RUN, 7 PASS)

1-10 B19 #1	0	[ ]
1-10 B20 #1	3	[ ]
1-10 M33 #1	33	[ ]
1-15 B22 #1	4	[ ]
1-10 M35 #1	-1	[ ]
1-10 M47 #1	15	[ ]
1-10 B25 #1	0	[ ]
1-10 B20 #1	4	[ ]
1-10 B31 #1	-2	[ ]
1-10 B27 #23	2	[ ]
1-10 B31 #23	16	[ ]
1-10 M46 #23	9	[ ]

1ST DOWN PASS

1-10 B30 #10	-	[ ]
1-10 M32 #80	-	[ ]
1-10 B23 #80	19	[ ]
1-10 B47 #80	-	[ ]
1-10 B45 #80	-	[ ]
1-10 M20 #99	-	[ ]
1-10 B42 #99	-	[ ]

2ND-SHORT RUN (1 RUN, 0 PASS)

2-1 M37 #23	4	[ ]

2ND-SHORT PASS

2ND-MIDDLE RUN (1 RUN, 0 PASS)

2-6 B24 #1	5	[ ]

2ND-MIDDLE PASS

2ND-LONG RUN (6 RUN, 5 PASS)

2-10 M20 #1	-5	[ ]
2-10 M32 #1	6	[ ]
2-10 B47 #2	5	[ ]
2-12 B29 #2	6	[ ]
2-7 B23 #23	8	[ ]
2-11 M36 #23	8	[ ]

2ND-LONG PASS

2-10 B45 #8	-	[ ]
2-8 B29 #80	-	[ ]
2-10 B25 #80	28	[ ]
2-11 B26 #80	-	[ ]
2-10 B19 #80	-	[ ]

3RD-SHORT RUN (0 RUN, 0 PASS)

3RD-SHORT PASS

3RD-MIDDLE RUN (2 RUN, 0 PASS)

3-3 M28 #1	28	[ ]
3-4 M26 #1	6	[ ]

3RD-MIDDLE PASS

3RD-LONG RUN (3 RUN, 5 PASS)

3-10 B45 #1	-8	[ ]
3-6 B35 #2	5	[ ]
3-11 B26 #2	6	[ ]

3RD-LONG PASS

3-5 M48 #8	13	[ ]
3-6 B24 #99	7	[ ]
3-8 B29 #99	1	[ ]
3-15 M25 #	SACK	[ ]
3-10 B19 #	-	[ ]

4TH DOWN RUN (0 RUN, 1 PASS)

4TH DOWN PASS

4-25 M35 #	INT	[ ]

Play Breakdown

Play Breakdown (Final)
Brentwood Academy vs Montgomery Bell Acad (Nov 22, 2003 at Nashville, TN)
Montgomery Bell Acad (Sorted by Play type)

1ST DOWN RUN (20 RUN, 13 PASS)

1-10	M40 #19	6	[ ]
1-7	B07 #19	2	[ ]
1-10	M38 #19	4	[ ]
1-10	M20 #19	9	[ ]
1-10	M22 #19	3	[ ]
1-10	M45 #19	3	[ ]
1-1	B01 #19	0	[ ]
1-7	B07 #33	-3	[ ]
1-2	B02 #40	1	[ ]
1-10	B15 #40	5	[ ]
1-10	M31 #40	9	[ ]
1-10	M45 #40	21	[ ]
1-4	B04 #40	-1	[ ]
1-2	B02 #40	1	[ ]
1-10	M20 #40	8	[ ]
1-10	B37 #40	2	[ ]
1-10	B20 #40	3	[ ]
1-2	B12 #40	5	[ ]
1-10	M20 #40	20	[ ]
1-10	B17 #40	9	[ ]

1ST DOWN PASS

1-10	B38 #10	6	[ ]
1-10	B34 #10	-	[ ]
1-10	B25 #10	24	[ ]
1-10	B47 #10	23	[ ]
1-10	M32 #10	31	[ ]
1-10	M50 #10	7	[ ]
1-10	B24 #19	-	[ ]
1-10	M41 #19	7	[ ]
1-10	B31 #40	-6	[ ]
1-8	B08 #6	4	[ ]
1-10	B19 #6	5	[ ]
1-10	M41 #6	6	[ ]
1-10	M18 #7	8	[ ]

2ND-SHORT RUN (8 RUN, 1 PASS)

2-1	B01 #12	1	[ ]
2-3	B43 #19	8	[ ]
2-1	M29 #19	9	[ ]
2-2	M26 #19	5	[ ]
2-3	M48 #19	2	[ ]
2-2	M28 #19	0	[ ]
2-1	B01 #19	0	[ ]
2-1	B08 #40	4	[ ]

2ND-SHORT PASS

2-1	B01 #91	1	[ ]

2ND-MIDDLE RUN (5 RUN, 3 PASS)

2-4	B32 #19	3	[ ]
2-4	B04 #19	3	[ ]
2-5	B10 #40	8	[ ]
2-5	B05 #6	1	[ ]
2-5	B14 #6	6	[ ]

2ND-MIDDLE PASS

2-6	M42 #10	43	[ ]
2-5	B05 #6	-	[ ]
2-4	M46 #	SACK	[ ]

2ND-LONG RUN (2 RUN, 5 PASS)

2-7	M48 #19	3	[ ]
2-10	B34 #40	7	[ ]

2ND-LONG PASS

2-9	M42 #10	4	[ ]
2-10	B24 #10	17	[ ]
2-8	B35 #12	33	[ ]
2-16	B37 #3	15	[ ]
2-7	M25 #6	20	[ ]

3RD-SHORT RUN (5 RUN, 1 PASS)

3-1	B01 #12	1	[ ]
3-1	M50 #19	0	[ ]
3-1	B22 #19	3	[ ]
3-1	B29 #19	4	[ ]
3-1	B01 #19	1	[ ]

3RD-SHORT PASS

3-2	M28 #19	52	[ ]

3RD-MIDDLE RUN (0 RUN, 3 PASS)

3RD-MIDDLE PASS

3-4	B49 #10	11	[ ]
3-3	B27 #10	-	[ ]
3-4	B04 #2	4	[ ]

3RD-LONG RUN (1 RUN, 1 PASS)

3-5	B05 #12	0	[ ]

3RD-LONG PASS

3-10	M40 #5	10	[ ]

4TH DOWN RUN (1 RUN, 1 PASS)

4-1	M50 #19	3	[ ]

4TH DOWN PASS

4-3	B27 #3	10	[ ]

2002 Division II Class AAA Football Playoffs

November 8 - November 22, 2002 ·

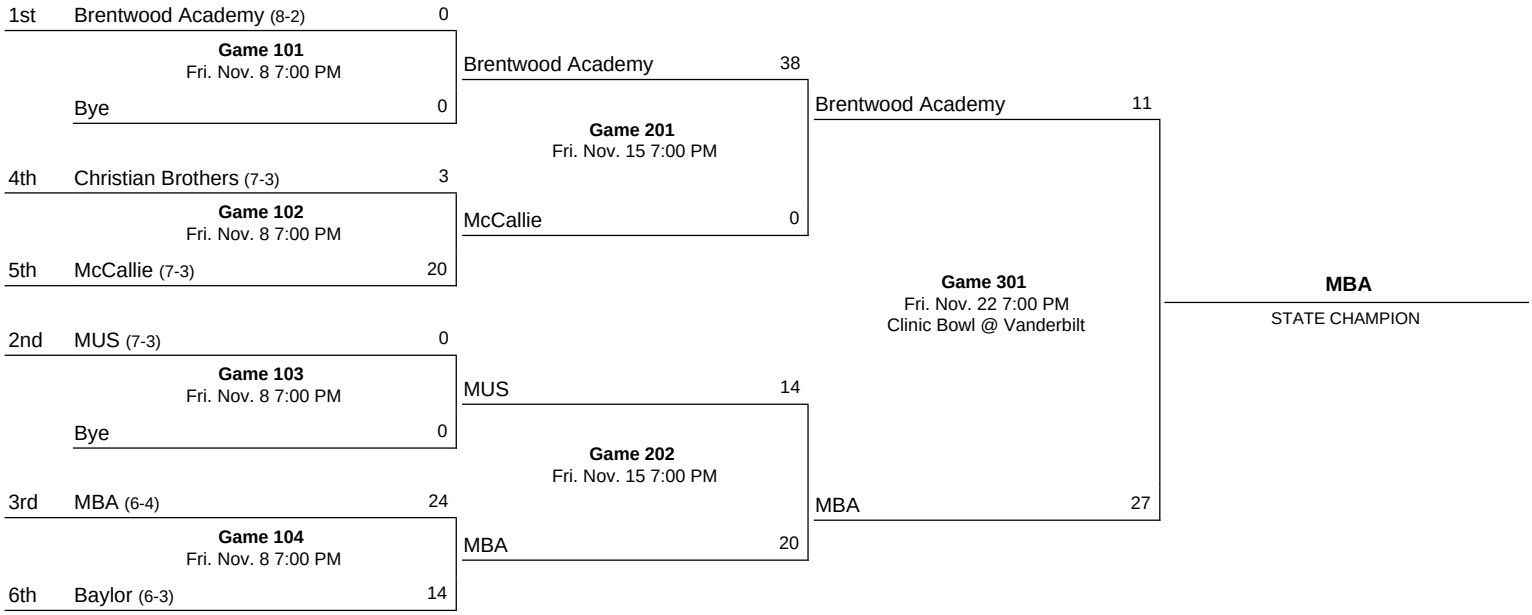

Notes:

Box Score

Box Score (Final)
Montgomery Bell Acad vs Brentwood Academy (Nov 22, 2002 at Nashville,TN)

Score by Quarters	1	2	3	4	Score	
Montgomery Bell Acad	7	7	13	0	- 27	Record: (9-4)
Brentwood Academy...	3	0	0	8	- 11	Record: (9-3)

Scoring Summary:

1st 04:59 BA - VAUGHN,John 37 yd field goal, 6-60 0:26, MBA 0 - BA 3
01:10 MBA - SANTI,Tom 18 yd pass from FISHER,Michael (HAHNFELDT,Bryan kick), 9-90 3:38, MBA 7 - BA 3
2nd 11:53 MBA - GOODMAN,Blake 6 yd run (HAHNFELDT,Bryan kick), 3-21 0:48, MBA 14 - BA 3
3rd 06:56 MBA - GOODMAN,Blake 28 yd pass from FISHER,Michael (HAHNFELDT,Bryan kick), 5-46 1:49, MBA 21 - BA 3
03:36 MBA - FISHER,Michael 22 yd run (HAHNFELDT,Bryan kick failed), 2-24 0:16, MBA 27 - BA 3
4th 03:39 BA - LITTLE,Bruce 12 yd run (LITTLE,Bruce rush), 11-74 4:37, MBA 27 - BA 11

	MBA	BA
FIRST DOWNS.....	**16**	**12**
RUSHES-YARDS (NET).....	**32-121**	**31-70**
PASSING YDS (NET).....	**244**	**211**
Passes Att-Comp-Int.....	21-14-1	28-10-2
TOTAL OFFENSE PLAYS-YARDS.....	**53-365**	**59-281**
Fumble Returns-Yards.....	0-0	0-0
Punt Returns-Yards.....	3--6	2-9
Kickoff Returns-Yards.....	2-8	6-112
Interception Returns-Yards....	2-31	1-8
Punts (Number-Avg).....	2-31.5	3-31.7
Fumbles-Lost.....	0-0	2-2
Penalties-Yards.....	5-18	2-8
Possession Time.....	23:05	24:55
Third-Down Conversions.....	3 of 9	3 of 13
Fourth-Down Conversions.....	1 of 3	2 of 5
Red-Zone Scores-Chances.....	2-6	2-3
Sacks By: Number-Yards.....	0-0	0-0

RUSHING: Montgomery Bell Acad-FISHER,Michael 4-41; GOODMAN,Blake 8-33; ADAMS,Preston 3-17; SAYLES,Brent 2-14; KOBAN,Michael 8-12; GRAHAM,Bennett 1-6; FRENCH,Brad 1-4; 18 1-1; PETTUS,Scott 1-1; TEAM 3-minus 8. Brentwood Academy-LITTLE,Bruce 8-26; ADCOCK,Jefferso 9-16; McTORRY,Chase 1-9; TOWSEND,Theo 8-8; GRIFFIN,Tyler 1-7; MUSTIN,Darren 2-3; VAUGHN,Will 2-1.

PASSING: Montgomery Bell Acad-FISHER,Michael 13-20-1-246; PETTUS,Scott 1-1-0-minus 2. Brentwood Academy-ADCOCK,Jefferso 10-28-2-211.

RECEIVING: Montgomery Bell Acad-SANTI,Tom 5-94; GOODMAN,Blake 4-45; FRENCH,Brad 2-87; JACQUES,Mattew 1-15; KOBAN,Michael 1-5; FISHER,Michael 1-minus 2. Brentwood Academy-McTORRY,Chase 3-72; TURNER,Barry 3-72; FUSON,Chad 3-54; GRIFFIN,Tyler 1-13.

INTERCEPTIONS: Montgomery Bell Acad-DAWSON,Lewis 1-31; JACQUES,Mattew 1-0. Brentwood Academy-FUSON,Chad 1-8.

FUMBLES: Montgomery Bell Acad-None. Brentwood Academy-TOWSEND,Theo 1-1; LITTLE,Bruce 1-1.

Stadium: Vanderbilt Stadium Attendance: 3042
Kickoff time: 7:00p End of Game: 9:30p Total elapsed time:
Officials:
Temperature: 39 deg Wind: Weather: cool and clear

Montgomery Bell Acad vs Brentwood Academy (Nov 22, 2002 at Nashville,TN)

SACKS (UA-A): Montgomery Bell Acad-None. Brentwood Academy-None.

TACKLES (UA-A): Montgomery Bell Acad-SLOAN,Benson 5-3; SAYLES,Brent 4-0; DAVIS,Aaron 3-1; DAWSON,Lewis 2-2; 18 2-2; KOBAN,Michael 2-1; HAURY,Clay 1-2; JACQUES,Mattew 1-2; MORGAN,Charlie 2-0; HAHNFELDT,Bryan 2-0; GOODMAN,Blake 2-0; GLUCK,Daniel 2-0; HUME,Chad 1-1; FOSTER,Robert 1-0; KWAS,Michael 1-0; FISHER,Michael 1-0; BECKNER,Jim 1-0; BARTHOLOMEW,Wil 1-0; 97 1-0; BUBIS,Matt 1-0; GRUBER,Chase 1-0; ADAMS,Preston 1-0; FRENCH,Brad 1-0; PARKER,John 0-1; GRAHAM,Bennett 0-1. Brentwood Academy-LITTLE,Bruce 5-1; MUSTIN,Darren 4-2; McTORRY,Chase 3-2; FUSON,Chad 4-0; LAWSON,JOSH 3-0; TAYLOR,Cliff 3-0; COMPTON,Pete 2-0; FORTE,Nick 2-0; TURNER,Barry 1-1; 24 1-1; WILLIS,Kyle 1-1; SUTHERLAND,Phil 0-2; BLISS,Cody 0-2; GRIFFIN,Tyler 1-0; EDMONDSON,Addis 1-0; MURPHY-RUTTIEN, 0-1; BUTLER,Josh 0-1; SMITH,Drew 0-1; BURRIS,Steven 0-1; DUNLAP,King 0-1; REALL,Scottie 0-1; HOUK,Davis 0-1; TOWSEND,Theo 0-1.

Player participation:

Montgomery Bell Acad: 1-SAYLES,Brent, 2-CALDWELL,Fletch, 3-PETTUS,Scott, 5-JACQUES,Mattew, 6-SANTI,Tom, 7-GOODMAN,Blake,
8-MOSES,Ryan, 9-DAWSON,Lewis, 10-FRENCH,Brad, 11-SLOAN,Benson, 12-FISHER,Michael, 14-BURNS,Ryan, 16-BECKNER,Jim, 17-CRUMBO,Jed,
19-KOBAN,Michael, 21-GLUCK,Daniel, 22-HAHNFELDT,Bryan, 23-ADAMS,Preston, 28-DAVIS,Aaron, 29-GRAHAM,Bennett, 35-BARTHOLOMEW,Wil,
40-HUME,Chad, 42-MORGAN,Charlie, 44-KWAS,Michael, 49-HAURY,Clay, 50-BUBIS,Matt, 63-GRUBER,Chase, 78-FOSTER,Robert,
98-PARKER,John.

Brentwood Academy: 1-TOWSEND,Theo, 2-GRIFFIN,Tyler, 3-ADCOCK,Jefferso, 5-McTORRY,Chase, 6-VAUGHN,John, 7-VAUGHN,Will,
8-REALL,Scottie, 10-WILLIS,Kyle, 11-SUTHERLAND,Phil, 12-FUSON,Chad, 14-BEASLEY,Michael, 15-HOUK,Davis, 18-BLISS,Cody,
23-LITTLE,Bruce, 28-SMITH,Drew, 29-MUSTIN,Darren, 33-TAYLOR,Cliff, 35-EDMONDSON,Addis, 40-LAWSON,JOSH, 43-MURPHY-RUTTIEN,,
50-BUTLER,Josh, 68-COMPTON,Pete, 70-FORTE,Nick, 71-BURRIS,Steven, 79-DUNLAP,King, 99-TURNER,Barry.

Scoring Summary

Scoring Summary (Final)
The Automated ScoreBook
Montgomery Bell Acad vs Brentwood Academy (Nov 22, 2002 at Nashville,TN)

Montgomery Bell Acad (9-4) vs. Brentwood Academy (9-3)
Date: Nov 22, 2002 Site: Nashville,TN Stadium: Vanderbilt Stadium
Attendance: 3042

Score by Quarters	**1**	**2**	**3**	**4**	**Score**
Montgomery Bell Acad	7	7	13	0	- 27
Brentwood Academy...	3	0	0	8	- 11

Scoring Summary:

1st 04:59 BA - VAUGHN,John 37 yd field goal
6 plays, 60 yards, TOP 0:26, MBA 0 - BA 3
01:10 MBA - SANTI,Tom 18 yd pass from FISHER,Michael (HAHNFELDT,Bryan kick)
9 plays, 90 yards, TOP 3:38, MBA 7 - BA 3
2nd 11:53 MBA - GOODMAN,Blake 6 yd run (HAHNFELDT,Bryan kick)
3 plays, 21 yards, TOP 0:48, MBA 14 - BA 3
3rd 06:56 MBA - GOODMAN,Blake 28 yd pass from FISHER,Michael (HAHNFELDT,Bryan kick)
5 plays, 46 yards, TOP 1:49, MBA 21 - BA 3
03:36 MBA - FISHER,Michael 22 yd run (HAHNFELDT,Bryan kick failed)
2 plays, 24 yards, TOP 0:16, MBA 27 - BA 3
4th 03:39 BA - LITTLE,Bruce 12 yd run (LITTLE,Bruce rush)
11 plays, 74 yards, TOP 4:37, MBA 27 - BA 11

Kickoff time: 7:00p End of Game: 9:30p Total elapsed time:
Officials:
Temperature: 39 deg Wind: Weather: cool and clear

Team Statistics

Team Statistics (Final)
The Automated ScoreBook
Montgomery Bell Acad vs Brentwood Academy (Nov 22, 2002 at Nashville,TN)

	MBA	BA
FIRST DOWNS.....	**16**	**12**
Rushing.....	7	4
Passing.....	9	7
Penalty.....	0	1
Rushing Attempts.....	32	31
Yards Gained Rushing.....	137	100
Yards Lost Rushing.....	16	30
NET YARDS RUSHING.....	**121**	**70**
NET YARDS PASSING.....	**244**	**211**
Passes Attempted.....	21	28
Passes Completed.....	14	10
Had Intercepted.....	1	2
TOTAL OFFENSIVE PLAYS.....	**53**	**59**
TOTAL NET YARDS.....	**365**	**281**
Average Gain Per Play.....	6.9	4.8
Fumbles: Number-Lost.....	0-0	2-2
Penalties: Number-Yards.....	5-18	2-8
Number of Punts-Yards.....	2-63	3-95
Average Per Punt.....	31.5	31.7
Punt Returns: Number-Yards....	3--6	2-9
Kickoff Returns: Number-Yards.	2-8	6-112
Interceptions: Number-Yards...	2-31	1-8
Fumble Returns: Number-Yards..	0-0	0-0
Miscellaneous Yards.....	0	0
Possession Time.....	23:05	24:55
Third-Down Conversions.....	3 of 9	3 of 13
Fourth-Down Conversions.....	1 of 3	2 of 5
Red-Zone Scores-Chances.....	2-6	2-3
Sacks By: Number-Yards.....	0-0	0-0

Individual Statistics

Individual Statistics (Final)
The Automated ScoreBook
Montgomery Bell Acad vs Brentwood Academy (Nov 22, 2002 at Nashville,TN)

Montgomery Bell Acad

Rushing	No	Gain	Loss	Net	TD	Lg	Avg
FISHER,Michael	4	41	0	41	1	22	10.2
GOODMAN,Blake	8	34	1	33	1	12	4.1
ADAMS,Preston	3	20	3	17	0	20	5.7
SAYLES,Brent	2	14	0	14	0	10	7.0
KOBAN,Michael	8	16	4	12	0	8	1.5
GRAHAM,Bennett	1	6	0	6	0	6	6.0
FRENCH,Brad	1	4	0	4	0	4	4.0
18	1	1	0	1	0	1	1.0
PETTUS,Scott	1	1	0	1	0	1	1.0
TEAM	3	0	8	-8	0	0	-2.7
Totals...	32	137	16	121	2	22	3.8

Passing	Att-Cmp-Int	Yds	TD	Long	Sck
FISHER,Michael	20-13-1	246	2	54	0
PETTUS,Scott	1-1-0	-2	0	0	0
Totals...	21-14-1	244	2	54	0

Receiving	No.	Yds	TD	Long
SANTI,Tom	5	94	1	44
GOODMAN,Blake	4	45	1	28
FRENCH,Brad	2	87	0	54
JACQUES,Mattew	1	15	0	15
KOBAN,Michael	1	5	0	5
FISHER,Michael	1	-2	0	0
Totals...	14	244	2	54

Punting	No.	Yds	Avg	Long	In20
MOSES,Ryan	2	63	31.5	37	1
Totals...	2	63	31.5	37	1

	Punts			Kickoffs			Intercept		
All Returns	No.	Yds.	Lg	No.	Yds.	Lg	No.	Yds.	Lg
JACQUES,Mattew	0	0	0	0	0	0	1	0	0
CRUMBO,Jed	0	0	0	1	0	0	0	0	0
BURNS,Ryan	0	0	0	1	8	8	0	0	0
DAWSON,Lewis	0	0	0	0	0	0	1	31	31
CALDWELL,Fletch	1	3	3	0	0	0	0	0	0
SAYLES,Brent	2	-9	0	0	0	0	0	0	0
Totals...	3	-6	3	2	8	8	2	31	31

Field goal attempts

Brentwood Academy

Rushing	No	Gain	Loss	Net	TD	Lg	Avg
LITTLE,Bruce	8	40	14	26	1	21	3.2
ADCOCK,Jefferso	9	23	7	16	0	8	1.8
McTORRY,Chase	1	9	0	9	0	9	9.0
TOWSEND,Theo	8	17	9	8	0	9	1.0
GRIFFIN,Tyler	1	7	0	7	0	7	7.0
MUSTIN,Darren	2	3	0	3	0	3	1.5
VAUGHN,Will	2	1	0	1	0	1	0.5
Totals...	31	100	30	70	1	21	2.3

Passing	Att-Cmp-Int	Yds	TD	Long	Sck
ADCOCK,Jefferso	28-10-2	211	0	60	0
Totals...	28-10-2	211	0	60	0

Receiving	No.	Yds	TD	Long
McTORRY,Chase	3	72	0	30
TURNER,Barry	3	72	0	60
FUSON,Chad	3	54	0	34
GRIFFIN,Tyler	1	13	0	13
Totals...	10	211	0	60

Punting	No.	Yds	Avg	Long	In20
BLISS,Cody	3	95	31.7	32	0
Totals...	3	95	31.7	32	0

	Punts			Kickoffs			Intercept		
All Returns	No.	Yds.	Lg	No.	Yds.	Lg	No.	Yds.	Lg
FUSON,Chad	2	9	6	0	0	0	1	8	8
GRIFFIN,Tyler	0	0	0	3	57	22	0	0	0
BEASLEY,Michael	0	0	0	1	27	27	0	0	0
TOWSEND,Theo	0	0	0	2	28	28	0	0	0
Totals...	2	9	6	6	112	28	1	8	8

Field goal attempts

VAUGHN,John 1st 04:59 37 yds - Good

FUMBLES: Montgomery Bell Acad-None. Brentwood Academy-LITTLE,Bruce 1-1; TOWSEND,Theo 1-1.

Drive Chart

Drive Chart (Final)
The Automated ScoreBook
Montgomery Bell Acad vs Brentwood Academy (Nov 22, 2002 at Nashville,TN)

	Drive Started				Drive Ended				Consumed	
Team	Qtr	Spot	Time	Obtained	Spot	Time	How Lost		Pl-Yds	TOP
MBA	1st	M42	09:50	Punt	B20	05:25	Downs		6-38	04:25#
MBA	1st	M10	04:48	Kickoff	B00	01:10	*TOUCHDOWN		9-90	03:38#
MBA	1st	B21	00:41	Fumble	B00	11:53	*TOUCHDOWN		3-21	00:48#
MBA	2nd	M36	10:48	Punt	B21	09:29	Interception		3-43	01:19#
MBA	2nd	M25	06:52	Fumble	B01	00:59	Downs		12-74	05:53#
MBA	2nd	B36	00:38	Interception	B26	12:00	End of half		3-10	00:38
MBA	3rd	B46	08:45	Punt	B00	06:56	*TOUCHDOWN		5-46	01:49
MBA	3rd	B24	03:52	Interception	B00	03:36	*TOUCHDOWN		2-24	00:16
MBA	4th	M38	10:16	Downs	B46	08:16	Punt		4-16	02:00
MBA	4th	B46	03:35	Kickoff	B45	02:04	Punt		3-1	01:31
MBA	4th	B26	00:33	Downs	B28	00:00	End of half		3--2	00:33#
BA	1st	B29	12:00	Kickoff	B30	09:50	Punt		3-1	02:10
BA	1st	B20	05:25	Downs	M20	04:59	*FIELD GOAL		6-60	00:26#
BA	1st	B22	00:55	Kickoff	B21	00:41	Fumble		1--1	00:14
BA	2nd	B33	11:43	Kickoff	B32	10:48	Punt		3--1	00:55
BA	2nd	B10	09:29	Interception	M25	06:52	Fumble		5-65	02:37#
BA	2nd	B01	00:59	Downs	B03	00:38	Interception		2-2	00:21
BA	3rd	B03	12:00	Kickoff	B05	08:45	Punt		5-2	03:15
BA	3rd	B25	06:41	Kickoff	M46	03:52	Interception		6-29	02:49
BA	3rd	B22	02:56	Kickoff	M38	10:16	Downs		14-40	04:40
BA	4th	B26	08:16	Punt	M00	03:39	*TOUCHDOWN		11-74	04:37#
BA	4th	B11	02:04	Punt	B20	00:33	Downs		4-9	01:31

MBA	**1st Qtr**	**2nd Qtr**	**3rd Qtr**	**4th Qtr**	**1st Half**	**2nd Half**	**Total**
Time of possession	08:55	07:57	02:05	04:08	16:52	06:13	23:05
3rd Down Conversions	1/3	1/2	1/1	0/3	2/5	1/4	3/9
Avg Field Position	M43	M41	B35	B45	M42	B41	M50
4th Down Conversions	1/2	0/1	0/0	0/0	1/3	0/0	1/3

BA	**1st Qtr**	**2nd Qtr**	**3rd Qtr**	**4th Qtr**	**1st Half**	**2nd Half**	**Total**
Time of possession	03:05	04:03	09:55	07:52	07:08	17:47	24:55
3rd Down Conversions	0/2	0/1	3/5	0/5	0/3	3/10	3/13
Avg Field Position	B23	B14	B16	B18	B19	B17	B18
4th Down Conversions	0/0	0/0	0/0	2/5	0/0	2/5	2/5

Drive Chart (By Quarter)

		Drive Started			Drive Ended			Consumed	
Team	**Qtr**	**Spot**	**Time**	**Obtained**	**Spot**	**Time**	**How Lost**	**Pl-Yds**	**TOP**
BA	1st	B29	12:00	Kickoff	B30	09:50	Punt	3-1	02:10
MBA	1st	M42	09:50	Punt	B20	05:25	Downs	6-38	04:25#
BA	1st	B20	05:25	Downs	M20	04:59	*FIELD GOAL	6-60	00:26#
MBA	1st	M10	04:48	Kickoff	B00	01:10	*TOUCHDOWN	9-90	03:38#
BA	1st	B22	00:55	Kickoff	B21	00:41	Fumble	1--1	00:14
MBA	1st	B21	00:41	Fumble	B00	11:53	*TOUCHDOWN	3-21	00:48#
BA	2nd	B33	11:43	Kickoff	B32	10:48	Punt	3--1	00:55
MBA	2nd	M36	10:48	Punt	B21	09:29	Interception	3-43	01:19#
BA	2nd	B10	09:29	Interception	M25	06:52	Fumble	5-65	02:37#
MBA	2nd	M25	06:52	Fumble	B01	00:59	Downs	12-74	05:53#
BA	2nd	B01	00:59	Downs	B03	00:38	Interception	2-2	00:21
MBA	2nd	B36	00:38	Interception	B26	12:00	End of half	3-10	00:38
BA	3rd	B03	12:00	Kickoff	B05	08:45	Punt	5-2	03:15
MBA	3rd	B46	08:45	Punt	B00	06:56	*TOUCHDOWN	5-46	01:49
BA	3rd	B25	06:41	Kickoff	M46	03:52	Interception	6-29	02:49
MBA	3rd	B24	03:52	Interception	B00	03:36	*TOUCHDOWN	2-24	00:16
BA	3rd	B22	02:56	Kickoff	M38	10:16	Downs	14-40	04:40
MBA	4th	M38	10:16	Downs	B46	08:16	Punt	4-16	02:00
BA	4th	B26	08:16	Punt	M00	03:39	*TOUCHDOWN	11-74	04:37#
MBA	4th	B46	03:35	Kickoff	B45	02:04	Punt	3-1	01:31
BA	4th	B11	02:04	Punt	B20	00:33	Downs	4-9	01:31
MBA	4th	B26	00:33	Downs	B28	00:00	End of half	3--2	00:33#

Defensive Statistics

Defensive Statistics (Final)
The Automated ScoreBook
Montgomery Bell Acad vs Brentwood Academy (Nov 22, 2002 at Nashville,TN)

Montgomery Bell Acad

##	Player	Solo	Ast	Tot	TFL/Yds	FF	FR-Yd	Intc	PD	Blkd	Sack/Yds	QH
11	SLOAN,Benson	5	3	8	.	.	.	.	.	.	/	.
1	SAYLES,Brent	4	.	4	2.0/12	.	.	.	1	.	/	.
28	DAVIS,Aaron	3	1	4	0.5/3	.	.	.	.	.	/	.
18	18	2	2	4	0.5/3	1	1-0	.	.	.	/	.
9	DAWSON,Lewis	2	2	4	1.0/1	.	.	1-31	1	.	/	.
19	KOBAN,Michael	2	1	3	.	.	.	.	2	.	/	.
49	HAURY,Clay	1	2	3	.	.	.	.	.	.	/	.
5	JACQUES,Mattew	1	2	3	.	.	.	1-0	2	.	/	.
42	MORGAN,Charlie	2	.	2	.	.	.	.	.	.	/	.
7	GOODMAN,Blake	2	.	2	1.0/5	1	1-0	.	.	.	/	.
22	HAHNFELDT,Bryan	2	.	2	.	.	.	.	.	.	/	.
21	GLUCK,Daniel	2	.	2	.	.	.	.	.	.	/	.
40	HUME,Chad	1	1	2	.	.	.	.	.	.	/	.
97	97	1	.	1	.	.	.	.	.	.	/	.
10	FRENCH,Brad	1	.	1	.	.	.	.	.	.	/	.
44	KWAS,Michael	1	.	1	.	.	.	.	.	.	/	.
78	FOSTER,Robert	1	.	1	.	.	.	.	.	.	/	.
12	FISHER,Michael	1	.	1	.	.	.	.	.	.	/	.
35	BARTHOLOMEW,Wil	1	.	1	.	.	.	.	.	.	/	.
63	GRUBER,Chase	1	.	1	.	.	.	.	.	.	/	.
23	ADAMS,Preston	1	.	1	1.0/3	.	.	.	.	.	/	.
50	BUBIS,Matt	1	.	1	.	.	.	.	.	.	/	.
16	BECKNER,Jim	1	.	1	.	.	.	.	.	.	/	.
29	GRAHAM,Bennett	.	1	1	.	.	.	.	.	.	/	.
98	PARKER,John	.	1	1	.	.	.	.	.	.	/	.

Brentwood Academy

##	Player	Solo	Ast	Tot	TFL/Yds	FF	FR-Yd	Intc	PD	Blkd	Sack/Yds	QH
23	LITTLE,Bruce	5	1	6	.	.	.	.	.	.	/	.
29	MUSTIN,Darren	4	2	6	1.0/2	.	.	.	1	.	/	.
5	McTORRY,Chase	3	2	5	0.5/1	.	.	.	.	.	/	.
12	FUSON,Chad	4	.	4	.	.	.	1-8	1	.	/	.
40	LAWSON,JOSH	3	.	3	.	.	.	.	.	.	/	.
33	TAYLOR,Cliff	3	.	3	.	.	.	.	.	.	/	.
70	FORTE,Nick	2	.	2	.	.	.	.	.	.	/	.
68	COMPTON,Pete	2	.	2	.	.	.	.	.	.	/	.
99	TURNER,Barry	1	1	2	0.5/1	.	.	.	.	.	/	.
24	24	1	1	2	.	.	.	.	.	.	/	.
10	WILLIS,Kyle	1	1	2	.	.	.	.	1	.	/	.
11	SUTHERLAND,Phil	.	2	2	.	.	.	.	.	.	/	.
18	BLISS,Cody	.	2	2	0.5/1	.	.	.	.	.	/	.
35	EDMONDSON,Addis	1	.	1	.	.	.	.	.	.	/	.
2	GRIFFIN,Tyler	1	.	1	.	.	.	.	.	.	/	.
71	BURRIS,Steven	.	1	1	0.5/1	.	.	.	.	.	/	.
43	MURPHY-RUTTIEN,	.	1	1	.	.	.	.	.	.	/	.
8	REALL,Scottie	.	1	1	.	.	.	.	.	.	/	.
28	SMITH,Drew	.	1	1	.	.	.	.	.	.	/	.
15	HOUK,Davis	.	1	1	.	.	.	.	.	.	/	.
1	TOWSEND,Theo	.	1	1	.	.	.	.	.	.	/	.
79	DUNLAP,King	.	1	1	0.5/0	.	.	.	.	.	/	.
50	BUTLER,Josh	.	1	1	0.5/1	.	.	.	.	.	/	.

Quickie Statistics

Quickie Statistics (Final)
Montgomery Bell Acad vs Brentwood Academy (Nov 22, 2002 at Nashville,TN)

	MBA	BA
Score.....	27	11
FIRST DOWNS.....	**16**	**12**
RUSHES-YARDS (NET).....	**32-121**	**31-70**
PASSING YDS (NET).....	**244**	**211**
Passes Att-Comp-Int.....	21-14-1	28-10-2
TOTAL OFFENSE PLAYS-YARDS.....	**53-365**	**59-281**
Fumble Returns-Yards.....	0-0	0-0
Punt Returns-Yards.....	3--6	2-9
Kickoff Returns-Yards.....	2-8	6-112
Interception Returns-Yards....	2-31	1-8
Punts (Number-Avg).....	2-31.5	3-31.7
Fumbles-Lost.....	0-0	2-2
Penalties-Yards.....	5-18	2-8
Possession Time.....	23:05	24:55
Third-Down Conversions.....	3 of 9	3 of 13
Fourth-Down Conversions.....	1 of 3	2 of 5
Red-Zone Scores-Chances.....	2-6	2-3

Montgomery Bell Acad

Rushing	No	Yds	TD	Lg	Avg
FISHER,Michael	4	41	1	22	10.2
GOODMAN,Blake	8	33	1	12	4.1
ADAMS,Preston	3	17	0	20	5.7
SAYLES,Brent	2	14	0	10	7.0

Passing	Att	Cmp	Int	Yds	TD	Lng
FISHER,Michael	20	13	1	246	2	54
PETTUS,Scott	1	1	0	-2	0	0

Receiving	No.	Yds	TD	Long
SANTI,Tom	5	94	1	44
GOODMAN,Blake	4	45	1	28
FRENCH,Brad	2	87	0	54
JACQUES,Mattew	1	15	0	15

Punting	No.	Avg	Long	I20
MOSES,Ryan	2	31.5	37	1

Punt returns	No.	Yds	TD	Long
SAYLES,Brent	2	-9	0	0
CALDWELL,Fletch	1	3	0	3

Kick returns	No.	Yds	TD	Long
BURNS,Ryan	1	8	0	8
CRUMBO,Jed	1	0	0	0

Brentwood Academy

Rushing	No	Yds	TD	Lg	Avg
LITTLE,Bruce	8	26	1	21	3.2
ADCOCK,Jefferso	9	16	0	8	1.8
McTORRY,Chase	1	9	0	9	9.0
TOWSEND,Theo	8	8	0	9	1.0

Passing	Att	Cmp	Int	Yds	TD	Lng
ADCOCK,Jefferso	28	10	2	211	0	60

Receiving	No.	Yds	TD	Long
TURNER,Barry	3	72	0	60
McTORRY,Chase	3	72	0	30
FUSON,Chad	3	54	0	34
GRIFFIN,Tyler	1	13	0	13

Punting	No.	Avg	Long	I20
BLISS,Cody	3	31.7	32	0

Punt returns	No.	Yds	TD	Long
FUSON,Chad	2	9	0	6

Kick returns	No.	Yds	TD	Long
GRIFFIN,Tyler	3	57	0	22
TOWSEND,Theo	2	28	0	28

Team	Qtr	Time	Scoring play	Conversion	Plays-Yards	TOP	MBA - BA
BA	1st	04:59	VAUGHN,John 37 yd field goal		6-60	0:26	0 - 3
MBA	1st	01:10	SANTI,Tom 18 yd pass from FISHER,Michael	HAHNFELDT,Bryan kick	9-90	3:38	7 - 3
MBA	2nd	11:53	GOODMAN,Blake 6 yd run	HAHNFELDT,Bryan kick	3-21	0:48	14 - 3
MBA	3rd	06:56	GOODMAN,Blake 28 yd pass from FISHER,Michael	HAHNFELDT,Bryan kick	5-46	1:49	21 - 3
MBA	3rd	03:36	FISHER,Michael 22 yd run	HAHNFELDT,Bryan kick failed	2-24	0:16	27 - 3
BA	4th	03:39	LITTLE,Bruce 12 yd run	LITTLE,Bruce rush	11-74	4:37	27 - 11

Participation Report

Participation Report (Final)
The Automated ScoreBook
Montgomery Bell Acad vs Brentwood Academy (Nov 22, 2002 at Nashville,TN)

Montgomery Bell Acad: 1-SAYLES,Brent, 2-CALDWELL,Fletch, 3-PETTUS,Scott, 5-JACQUES,Mattew, 6-SANTI,Tom, 7-GOODMAN,Blake, 8-MOSES,Ryan, 9-DAWSON,Lewis, 10-FRENCH,Brad, 11-SLOAN,Benson, 12-FISHER,Michael, 14-BURNS,Ryan, 16-BECKNER,Jim, 17-CRUMBO,Jed, 19-KOBAN,Michael, 21-GLUCK,Daniel, 22-HAHNFELDT,Bryan, 23-ADAMS,Preston, 28-DAVIS,Aaron, 29-GRAHAM,Bennett, 35-BARTHOLOMEW,Wil, 40-HUME,Chad, 42-MORGAN,Charlie, 44-KWAS,Michael, 49-HAURY,Clay, 50-BUBIS,Matt, 63-GRUBER,Chase, 78-FOSTER,Robert, 98-PARKER,John.

Brentwood Academy: 1-TOWSEND,Theo, 2-GRIFFIN,Tyler, 3-ADCOCK,Jefferso, 5-McTORRY,Chase, 6-VAUGHN,John, 7-VAUGHN,Will, 8-REALL,Scottie, 10-WILLIS,Kyle, 11-SUTHERLAND,Phil, 12-FUSON,Chad, 14-BEASLEY,Michael, 15-HOUK,Davis, 18-BLISS,Cody, 23-LITTLE,Bruce, 28-SMITH,Drew, 29-MUSTIN,Darren, 33-TAYLOR,Cliff, 35-EDMONDSON,Addis, 40-LAWSON,JOSH, 43-MURPHY-RUTTIEN,, 50-BUTLER,Josh, 68-COMPTON,Pete, 70-FORTE,Nick, 71-BURRIS,Steven, 79-DUNLAP,King, 99-TURNER,Barry.

Play-by-Play Summary (1st Quarter)

```
  M 1-10 M40   MBA ball on MBA40.

               18 kickoff 58 yards to the BA2, BEASLEY,Michael return 27 yards to the BA29
               (HUME,Chad;JACQUES,Mattew).
      B 1-10 B29   VAUGHN,Will rush for no gain to the BA29 (HUME,Chad).
      B 2-10 B29   VAUGHN,Will rush for 1 yard to the BA30 (JACQUES,Mattew;PARKER,John).
      B 3-9  B30   ADCOCK,Jefferso pass incomplete to VAUGHN,Will.
      B 4-9  B30   BLISS,Cody punt 31 yards to the MBA39, CALDWELL,Fletch return 3 yards to
                   the MBA42 (HOUK,Davis;SMITH,Drew).
--------------- 3 plays, 1 yards, TOP 02:10 ---------------

  M 1-10 M42   MONTGOMERY BELL ACAD drive start at 09:50 (1st).
  M 1-10 M42   SAYLES,Brent rush for 10 yards to the BA48, 1ST DOWN MBA (COMPTON,Pete).
  M 1-10 B48   ADAMS,Preston rush for 20 yards to the BA28, 1ST DOWN MBA
               (BLISS,Cody;TOWSEND,Theo).
  M 1-10 B28   PETTUS,Scott pass complete to FISHER,Michael for loss of 2 yards to the BA30
               (McTORRY,Chase;BLISS,Cody).
  M 2-12 B30   GRAHAM,Bennett rush for 6 yards to the BA24 (SUTHERLAND,Phil;McTORRY,Chase).
  M 3-6  B24   SAYLES,Brent rush for 4 yards to the BA20 (COMPTON,Pete).
  M 4-2  B20   ADAMS,Preston rush for no gain to the BA20
               (MURPHY-RUTTIEN,;SUTHERLAND,Phil).
--------------- 6 plays, 38 yards, TOP 04:25 ---------------

      B 1-10 B20   BRENTWOOD ACADEMY drive start at 05:25 (1st).
      B 1-10 B20   ADCOCK,Jefferso pass incomplete to McTORRY,Chase (KOBAN,Michael).
      B 2-10 B20   ADCOCK,Jefferso pass complete to TURNER,Barry for 60 yards to the MBA20,
                   1ST DOWN BA (BUBIS,Matt).
      B 1-10 M20   TOWSEND,Theo rush for loss of 3 yards to the MBA23 (ADAMS,Preston).
      B 2-13 M23   TOWSEND,Theo rush for 3 yards to the MBA20 (KOBAN,Michael).
      B 3-10 M20   LITTLE,Bruce rush for no gain to the MBA20 (FOSTER,Robert).
      B 4-10 M20   VAUGHN,John field goal attempt from 37 GOOD, clock 04:59.

                          ==========================================
                          MONTGOMERY BELL ACAD 0, BRENTWOOD ACADEMY 3
                          ==========================================

--------------- 6 plays, 60 yards, TOP 00:26 ---------------

                   BLISS,Cody kickoff 58 yards to the MBA2, BURNS,Ryan return 8 yards to
                   the MBA10 (24;REALL,Scottie).
  M 1-10 M10   MONTGOMERY BELL ACAD drive start at 04:48 (1st).
  M 1-10 M10   KOBAN,Michael rush for no gain to the MBA10 (TAYLOR,Cliff).
  M 2-10 M10   FISHER,Michael pass complete to KOBAN,Michael for 5 yards to the MBA15
               (MUSTIN,Darren;LITTLE,Bruce).
  M 3-5  M15   FISHER,Michael pass complete to SANTI,Tom for 2 yards to the MBA17
               (LITTLE,Bruce).
  M 4-3  M17   FISHER,Michael pass complete to FRENCH,Brad for 54 yards to the BA29, 1ST
               DOWN MBA (GRIFFIN,Tyler).
  M 1-10 B29   GOODMAN,Blake rush for 5 yards to the BA24 (LITTLE,Bruce).
  M 2-5  B24   GOODMAN,Blake rush for 3 yards to the BA21 (LITTLE,Bruce).
  M 3-2  B21   FISHER,Michael rush for 3 yards to the BA18, 1ST DOWN MBA (LITTLE,Bruce).
  M 1-10 B18   KOBAN,Michael rush for no gain to the BA18.
  M 2-10 B18   FISHER,Michael pass complete to SANTI,Tom for 18 yards to the BA0, 1ST
               DOWN MBA, TOUCHDOWN, clock 01:10.
               HAHNFELDT,Bryan kick attempt good.

                          ==========================================
                          MONTGOMERY BELL ACAD 7, BRENTWOOD ACADEMY 3
                          ==========================================
--------------- 9 plays, 90 yards, TOP 03:38 ---------------
```

18 kickoff 53 yards to the BA7, GRIFFIN,Tyler return 15 yards to the BA22 (HAURY,Clay).

B 1-10 B22 BRENTWOOD ACADEMY drive start at 00:55 (1st).

B 1-10 B22 TOWSEND,Theo rush to the BA21, fumble forced by GOODMAN,Blake, fumble by TOWSEND,Theo recovered by MBA GOODMAN,Blake at BA21.

---------- 1 plays, minus 1 yards, TOP 00:14 ----------

M 1-10 B21 MONTGOMERY BELL ACAD drive start at 00:41 (1st).

M 1-10 B21 KOBAN,Michael rush for loss of 2 yards to the BA23 (MUSTIN,Darren).

==========END OF 1st QUARTER==========

MONTGOMERY BELL ACAD 7, BRENTWOOD ACADEMY 3

==========

Play-by-Play Summary (2nd quarter)

```
  M 2-12 B23   Start of 2nd quarter, clock 12:00.
  M 2-12 B23   FISHER,Michael pass complete to SANTI,Tom for 17 yards to the BA6, 1ST
               DOWN MBA (FUSON,Chad).
  M 1-G  B06   GOODMAN,Blake rush for 6 yards to the BA0, TOUCHDOWN, clock 11:53.
               HAHNFELDT,Bryan kick attempt good.

                          ==========================================
                          MONTGOMERY BELL ACAD 14, BRENTWOOD ACADEMY 3
                          ==========================================

--------------- 3 plays, 21 yards, TOP 00:48 ---------------

               18 kickoff 55 yards to the BA5, TOWSEND,Theo return 28 yards to the BA33
               (BECKNER,Jim).
      B 1-10 B33   BRENTWOOD ACADEMY drive start at 11:43 (2nd).
      B 1-10 B33   ADCOCK,Jefferso rush for loss of 1 yard to the BA32 (DAWSON,Lewis).
      B 2-11 B32   ADCOCK,Jefferso pass incomplete to REALL,Scottie.
      B 3-11 B32   ADCOCK,Jefferso pass incomplete to REALL,Scottie.
      B 4-11 B32   BLISS,Cody punt 32 yards to the MBA36, SAYLES,Brent return 0 yards to
                   the MBA36 (WILLIS,Kyle).
--------------- 3 plays, minus 1 yards, TOP 00:55 ---------------

  M 1-10 M36   MONTGOMERY BELL ACAD drive start at 10:48 (2nd).
  M 1-10 M36   FISHER,Michael pass complete to SANTI,Tom for 44 yards to the BA20, 1ST
               DOWN MBA (FUSON,Chad).
  M 1-10 B20   FRENCH,Brad pass complete to FISHER,Michael for 20 yards to the BA0, clock
               09:42, PENALTY MBA clipping 1 yards to the BA21, NO PLAY.
  M 1-11 B21   FISHER,Michael pass incomplete to GOODMAN,Blake.
  M 2-11 B21   FISHER,Michael pass intercepted by FUSON,Chad at the BA2, FUSON,Chad return
               8 yards to the BA10 (FRENCH,Brad).
--------------- 3 plays, 43 yards, TOP 01:19 ---------------

      B 1-10 B10   BRENTWOOD ACADEMY drive start at 09:29 (2nd).
      B 1-10 B10   LITTLE,Bruce rush for 7 yards to the BA17 (JACQUES,Mattew).
      B 2-3  B17   MUSTIN,Darren rush for 3 yards to the BA20, 1ST DOWN BA
                   (DAWSON,Lewis;SLOAN,Benson).
      B 1-10 B20   ADCOCK,Jefferso pass complete to FUSON,Chad for 34 yards to the MBA46,
                   1ST DOWN BA (SLOAN,Benson).
      B 1-10 M46   PENALTY BA delay of game 3 yards to the MBA49.
      B 1-13 M49   ADCOCK,Jefferso pass complete to McTORRY,Chase for 29 yards to the
                   MBA20, 1ST DOWN BA (DAWSON,Lewis).
      B 1-10 M20   LITTLE,Bruce rush to the MBA25, fumble forced by 18, fumble by
                   LITTLE,Bruce recovered by MBA 18 at MBA25.
--------------- 5 plays, 65 yards, TOP 02:37 ---------------

  M 1-10 M25   MONTGOMERY BELL ACAD drive start at 06:52 (2nd).
  M 1-10 M25   KOBAN,Michael rush for 8 yards to the MBA33 (LAWSON,JOSH).
  M 2-2  M33   KOBAN,Michael rush for 2 yards to the MBA35, 1ST DOWN MBA
               (TAYLOR,Cliff).
  M 1-10 M35   FISHER,Michael pass complete to GOODMAN,Blake for 3 yards to the MBA38
               (LAWSON,JOSH).
  M 2-7  M38   FISHER,Michael pass complete to SANTI,Tom for 13 yards to the BA49, 1ST
               DOWN MBA (McTORRY,Chase).
  M 1-10 B49   FISHER,Michael pass incomplete to JACQUES,Mattew.
  M 2-10 B49   FISHER,Michael pass complete to FRENCH,Brad for 33 yards to the BA16, 1ST
               DOWN MBA (McTORRY,Chase).
  M 1-10 B16   GOODMAN,Blake rush for 3 yards to the BA13 (FORTE,Nick).
  M 2-7  B13   FISHER,Michael pass complete to GOODMAN,Blake for 10 yards to the BA3,
               1ST DOWN MBA (FUSON,Chad).
  M 1-G  B03   Timeout Montgomery Bell Acad, clock 02:16.
  M 1-G  B03   FISHER,Michael pass incomplete to SANTI,Tom (WILLIS,Kyle).
```

M 2-G B03 18 rush for 1 yard to the BA2 (MUSTIN,Darren).
M 3-G B02 PETTUS,Scott rush for 1 yard to the BA1 (FORTE,Nick).
M 4-G B01 KOBAN,Michael rush for no gain to the BA1 (WILLIS,Kyle;MUSTIN,Darren).
---------- 12 plays, 74 yards, TOP 05:53 ----------

B 1-10 B01 BRENTWOOD ACADEMY drive start at 00:59 (2nd).
B 1-10 B01 ADCOCK,Jefferso rush for 2 yards to the BA3 (KWAS,Michael).
B 2-8 B03 ADCOCK,Jefferso pass intercepted by JACQUES,Mattew at the BA36,
JACQUES,Mattew return 0 yards to the BA36.
---------- 2 plays, 2 yards, TOP 00:21 ----------

M 1-10 B36 MONTGOMERY BELL ACAD drive start at 00:38 (2nd).
M 1-10 B36 FISHER,Michael pass incomplete.
M 2-10 B36 *PENALTY MBA false start 5 yards to the BA41*.
M 2-15 B41 FISHER,Michael pass incomplete to JACQUES,Mattew (MUSTIN,Darren).
M 3-15 B41 FISHER,Michael pass complete to JACQUES,Mattew for 15 yards to the BA26,
1ST DOWN MBA (McTORRY,Chase).
M 1-10 B26 End of 1st half, clock 00:00.

==========END OF 2nd QUARTER==========
MONTGOMERY BELL ACAD 14, BRENTWOOD ACADEMY 3
==========

Play-by-Play Summary (3rd quarter)

```
  M 1-10 B26   Start of 3rd quarter, clock 12:00, MBA ball on MBA40.
--------------- 3 plays, 10 yards, TOP 00:38 ---------------

               18 kickoff 57 yards to the BA3, TOWSEND,Theo return 0 yards to the BA3,
               out-of-bounds.
      B 1-10 B03   BRENTWOOD ACADEMY drive start at 12:00 (3rd).
      B 1-10 B03   ADCOCK,Jefferso rush for 8 yards to the BA11 (SLOAN,Benson).
      B 2-2  B11   ADCOCK,Jefferso rush for 3 yards to the BA14, 1ST DOWN BA
                   (MORGAN,Charlie).
      B 1-10 B14   TOWSEND,Theo rush for no gain to the BA14 (KOBAN,Michael).
      B 2-10 B14   MUSTIN,Darren rush for no gain to the BA14 (DAVIS,Aaron).
      B 3-10 B14   LITTLE,Bruce rush for loss of 9 yards to the BA5 (SAYLES,Brent).
      B 4-19 B05   BLISS,Cody punt 32 yards to the BA37, SAYLES,Brent return -9 yards to
                   the BA46 (EDMONDSON,Addis).
--------------- 5 plays, 2 yards, TOP 03:15 ---------------

  M 1-10 B46   MONTGOMERY BELL ACAD drive start at 08:45 (3rd).
  M 1-10 B46   KOBAN,Michael rush for loss of 2 yards to the BA48
               (TURNER,Barry;BURRIS,Steven).
  M 2-12 B48   KOBAN,Michael rush for 6 yards to the BA42 (LITTLE,Bruce).
  M 3-6  B42   FISHER,Michael rush for 14 yards to the BA28, 1ST DOWN MBA
               (FUSON,Chad).
  M 1-10 B28   FISHER,Michael pass incomplete to FISHER,Michael.
  M 2-10 B28   FISHER,Michael pass complete to GOODMAN,Blake for 28 yards to the BA0,
               1ST DOWN MBA, TOUCHDOWN, clock 06:56.
               HAHNFELDT,Bryan kick attempt good.

                          ==========================================
                          MONTGOMERY BELL ACAD 21, BRENTWOOD ACADEMY 3
                          ==========================================

--------------- 5 plays, 46 yards, TOP 01:49 ---------------

               HAHNFELDT,Bryan kickoff 57 yards to the BA3, GRIFFIN,Tyler return 22 yards
               to the BA25 (HAHNFELDT,Bryan).
      B 1-10 B25   BRENTWOOD ACADEMY drive start at 06:41 (3rd).
      B 1-10 B25   TOWSEND,Theo rush for 5 yards to the BA30 (DAVIS,Aaron).
      B 2-5  B30   ADCOCK,Jefferso pass complete to FUSON,Chad for 2 yards to the BA32
                   (SLOAN,Benson).
      B 3-3  B32   ADCOCK,Jefferso pass complete to FUSON,Chad for 18 yards to the 50
                   yardline, 1ST DOWN BA (SLOAN,Benson).
      B 1-10 B50   ADCOCK,Jefferso rush for 4 yards to the MBA46 (18).
      B 2-6  M46   ADCOCK,Jefferso pass incomplete to McTORRY,Chase.
      B 3-6  M46   ADCOCK,Jefferso pass intercepted by DAWSON,Lewis at the MBA45,
                   DAWSON,Lewis return 31 yards to the BA24.
--------------- 6 plays, 29 yards, TOP 02:49 ---------------

  M 1-10 B24   MONTGOMERY BELL ACAD drive start at 03:52 (3rd).
  M 1-10 B24   FISHER,Michael rush for 2 yards to the BA22 (LAWSON,JOSH).
  M 2-8  B22   FISHER,Michael rush for 22 yards to the BA0, 1ST DOWN MBA, TOUCHDOWN,
               clock 03:36.
               HAHNFELDT,Bryan kick attempt failed.

                          ==========================================
                          MONTGOMERY BELL ACAD 27, BRENTWOOD ACADEMY 3
                          ==========================================

--------------- 2 plays, 24 yards, TOP 00:16 ---------------

               HAHNFELDT,Bryan kickoff 58 yards to the BA2, GRIFFIN,Tyler return 20 yards
               to the BA22 (HAHNFELDT,Bryan).
```

B 1-10 B22 BRENTWOOD ACADEMY drive start at 02:56 (3rd).
B 1-10 B22 LITTLE,Bruce rush for no gain to the BA22 (SLOAN,Benson).
B 2-10 B22 TOWSEND,Theo rush for 9 yards to the BA31 (GLUCK,Daniel).
B 3-1 B31 ADCOCK,Jefferso rush for 2 yards to the BA33, **1ST DOWN BA** (GLUCK,Daniel).
B 1-10 B33 TOWSEND,Theo rush for no gain to the BA33 (KOBAN,Michael;HAURY,Clay).
B 2-10 B33 ADCOCK,Jefferso pass incomplete (KOBAN,Michael).
B 3-10 B33 ADCOCK,Jefferso pass complete to McTORRY,Chase for 13 yards to the BA46, **1ST DOWN BA**.
B 1-10 B46 ADCOCK,Jefferso rush for 3 yards to the BA49 (18;SLOAN,Benson).

==========END OF 3rd QUARTER==========
MONTGOMERY BELL ACAD 27, BRENTWOOD ACADEMY 3
==========

Play-by-Play Summary (4th quarter)

```
      B 2-7  B49   Start of 4th quarter, clock 12:00.
      B 2-7  B49   ADCOCK,Jefferso pass incomplete to TURNER,Barry (JACQUES,Mattew).
      B 3-7  B49   ADCOCK,Jefferso pass complete to TURNER,Barry for loss of 3 yards to the
                   BA46 (SAYLES,Brent).
      B 4-10 B46   ADCOCK,Jefferso pass complete to TURNER,Barry for 15 yards to the MBA39,
                   1ST DOWN BA (SAYLES,Brent).
      B 1-10 M39   ADCOCK,Jefferso pass incomplete to McTORRY,Chase (SAYLES,Brent).
      B 2-10 M39   ADCOCK,Jefferso rush for 1 yard to the MBA38
                   (GRAHAM,Bennett;HAURY,Clay).
      B 3-9  M38   ADCOCK,Jefferso pass incomplete to TURNER,Barry.
      B 4-9  M38   ADCOCK,Jefferso pass incomplete to McTORRY,Chase.
--------------- 14 plays, 40 yards, TOP 04:40 ---------------

  M 1-10 M38   MONTGOMERY BELL ACAD drive start at 10:16 (4th).
  M 1-10 M38   GOODMAN,Blake rush for 12 yards to the 50 yardline, 1ST DOWN MBA
               (24).
  M 1-10 M50   GOODMAN,Blake rush for 1 yard to the BA49 (MUSTIN,Darren).
  M 2-9  B49   Timeout Montgomery Bell Acad, clock 09:28.
  M 2-9  B49   FRENCH,Brad rush for 4 yards to the BA45 (MUSTIN,Darren).
  M 3-5  B45   GOODMAN,Blake rush for loss of 1 yard to the BA46 (BUTLER,Josh;DUNLAP,King).
  M 4-6  B46   MOSES,Ryan punt 26 yards to the BA20, FUSON,Chad return 6 yards to the BA26
               (BARTHOLOMEW,Wil).
--------------- 4 plays, 16 yards, TOP 02:00 ---------------

      B 1-10 B26   BRENTWOOD ACADEMY drive start at 08:16 (4th).
      B 1-10 B26   LITTLE,Bruce rush for 21 yards to the BA47, 1ST DOWN BA
                   (DAWSON,Lewis;SLOAN,Benson).
      B 1-10 B47   ADCOCK,Jefferso rush for loss of 6 yards to the BA41 (DAVIS,Aaron;18).
      B 2-16 B41   ADCOCK,Jefferso pass incomplete to TURNER,Barry.
      B 3-16 B41   ADCOCK,Jefferso pass complete to GRIFFIN,Tyler for 13 yards to the MBA46
                   (MORGAN,Charlie).
      B 4-3  M46   ADCOCK,Jefferso pass complete to McTORRY,Chase for 30 yards to the
                   MBA16, 1ST DOWN BA (DAVIS,Aaron).
      B 1-10 M16   LITTLE,Bruce rush for no gain to the MBA16 (GRUBER,Chase).
      B 2-10 M16   GRIFFIN,Tyler rush for 7 yards to the MBA9 (SAYLES,Brent).
      B 3-3  M09   TOWSEND,Theo rush for loss of 5 yards to the MBA14 (GOODMAN,Blake).
      B 4-8  M14   ADCOCK,Jefferso pass incomplete to REALL,Scottie, PENALTY MBA pass
                   interference 7 yards to the MBA7, 1ST DOWN BA.
      B 1-G  M07   1st and 7.
      B 1-G  M07   PENALTY BA illegal procedure 5 yards to the MBA12.
      B 1-G  M12   ADCOCK,Jefferso pass incomplete to FUSON,Chad.
      B 2-G  M12   LITTLE,Bruce rush for 12 yards to the MBA0, TOUCHDOWN, clock 03:39.
      B 1-G  M02   Timeout Montgomery Bell Acad, clock 03:35.
      B 1-G  M02   PENALTY MBA pass interference 1 yards to the MBA1.
                   LITTLE,Bruce rush attempt good.

                         ==========================================
                         MONTGOMERY BELL ACAD 27, BRENTWOOD ACADEMY 11
                         ==========================================

--------------- 11 plays, 74 yards, TOP 04:37 ---------------

                   BLISS,Cody kickoff 6 yards to the BA46, CRUMBO,Jed return 0 yards to the
                   BA46.
  M 1-10 B46   MONTGOMERY BELL ACAD drive start at 03:35 (4th).
  M 1-10 B46   ADAMS,Preston rush for loss of 3 yards to the BA49.
  M 2-13 B49   PENALTY MBA false start 4 yards to the MBA47.
  M 2-17 M47   GOODMAN,Blake rush for 4 yards to the BA49 (TURNER,Barry).
  M 3-13 B49   Timeout Brentwood Academy, clock 02:33.
  M 3-13 B49   FISHER,Michael pass complete to GOODMAN,Blake for 4 yards to the BA45
               (TAYLOR,Cliff).
```

```
  M 4-9  B45   MOSES,Ryan punt 37 yards to the BA8, FUSON,Chad return 3 yards to the BA11
               (FISHER,Michael).
--------------- 3 plays, 1 yards, TOP 01:31 ---------------

      B 1-10 B11   BRENTWOOD ACADEMY drive start at 02:04 (4th).
      B 1-10 B11   ADCOCK,Jefferso pass incomplete to GRIFFIN,Tyler.
      B 2-10 B11   ADCOCK,Jefferso pass incomplete to McTORRY,Chase.
      B 3-10 B11   McTORRY,Chase rush for 9 yards to the BA20 (97).
      B 4-1  B20   ADCOCK,Jefferso pass incomplete.
--------------- 4 plays, 9 yards, TOP 01:31 ---------------

  M 1-10 B20   TEAM rush for loss of 4 yards to the BA24.
  M 2-14 B24   TEAM rush for loss of 2 yards to the BA26.
  M 3-16 B26   MONTGOMERY BELL ACAD drive start at 00:33 (4th), MBA ball on BA26.
  M 3-16 B26   TEAM rush for loss of 2 yards to the BA28.
               Offensive MVP-#12 MICHAEL FISHER  Defensive MVP-#9 Lewis Dawson
  M 4-18 B28   End of 2nd half, clock 00:00.
--------------- 3 plays, minus 8 yards, TOP 00:33 ---------------

                          =================FINAL SCORE=================
                          MONTGOMERY BELL ACAD 27, BRENTWOOD ACADEMY 11
                          =============================================
```

Play Breakdown Summary

Play Breakdown Summary (Final)
Montgomery Bell Acad vs Brentwood Academy (Nov 22, 2002 at Nashville,TN)

Montgomery Bell Acad

Down	RUN	PASS	Total
OVERALL.....	32	21	53
1ST DOWN.....	15	8	23
2ND DOWN-SHORT...	2	0	2
2ND DOWN-MIDDLE..	1	0	1
2ND DOWN-LONG....	6	9	15
3RD DOWN-SHORT...	2	0	2
3RD DOWN-MIDDLE..	0	0	0
3RD DOWN-LONG....	4	3	7
4TH DOWN.....	2	1	3

Brentwood Academy

Down	RUN	PASS	Total
OVERALL.....	31	28	59
1ST DOWN.....	17	6	23
2ND DOWN-SHORT...	2	0	2
2ND DOWN-MIDDLE..	0	2	2
2ND DOWN-LONG....	7	7	14
3RD DOWN-SHORT...	1	0	1
3RD DOWN-MIDDLE..	1	1	2
3RD DOWN-LONG....	3	7	10
4TH DOWN.....	0	5	5

Montgomery Bell Acad

Formation	RUN	PASS	Total
.....	32	21	53

Brentwood Academy

Formation	RUN	PASS	Total
.....	31	28	59

Play Breakdown

Play Breakdown (Final)
Montgomery Bell Acad vs Brentwood Academy (Nov 22, 2002 at Nashville,TN)

Montgomery Bell Acad (Sorted by Play type)

1ST DOWN RUN (15 RUN, 8 PASS)

1-10 M42 #1	10	[ ]
1-10 B24 #12	2	[ ]
1-10 M25 #19	8	[ ]
1-10 M10 #19	0	[ ]
1-10 B18 #19	0	[ ]
1-10 B21 #19	-2	[ ]
1-10 B46 #19	-2	[ ]
1-10 B48 #23	20	[ ]
1-10 B46 #23	-3	[ ]
1-6 B06 #7	6	[ ]
1-10 M50 #7	1	[ ]
1-10 M38 #7	12	[ ]
1-10 B16 #7	3	[ ]
1-10 B29 #7	5	[ ]
1-10 B20 #TM	-4	[ ]

1ST DOWN PASS

1-10 B28 #12	-	[ ]
1-10 B28 #12	-2	[ ]
1-10 B49 #5	-	[ ]
1-3 B03 #6	-	[ ]
1-10 M36 #6	44	[ ]
1-10 M35 #7	3	[ ]
1-11 B21 #7	-	[ ]
1-10 B36 #	-	[ ]

2ND-SHORT RUN (2 RUN, 0 PASS)

2-3 B03 #18	1	[ ]
2-2 M33 #19	2	[ ]

2ND-SHORT PASS

2ND-MIDDLE RUN (1 RUN, 0 PASS)

2-5 B24 #7	3	[ ]

2ND-MIDDLE PASS

2ND-LONG RUN (6 RUN, 9 PASS)

2-9 B49 #10	4	[ ]
2-8 B22 #12	22	[ ]
2-12 B48 #19	6	[ ]
2-12 B30 #29	6	[ ]
2-17 M47 #7	4	[ ]
2-14 B24 #TM	-2	[ ]

2ND-LONG PASS

2-10 B49 #10	33	[ ]
2-11 B21 #	INT	[ ]
2-10 M10 #19	5	[ ]
2-15 B41 #5	-	[ ]
2-7 M38 #6	13	[ ]
2-12 B23 #6	17	[ ]
2-10 B18 #6	18	[ ]
2-7 B13 #7	10	[ ]
2-10 B28 #7	28	[ ]

```
3RD-SHORT RUN  (2 RUN, 0 PASS)                                  3RD-SHORT PASS
3-2  B21 #12   3 [    ]
3-2  B02 #3    1 [    ]

3RD-MIDDLE RUN  (0 RUN, 0 PASS)                                 3RD-MIDDLE PASS

3RD-LONG RUN  (4 RUN, 3 PASS)                                   3RD-LONG PASS
3-6  B24 #1    4 [    ]                                         3-15 B41 #5     15 [    ]
3-6  B42 #12  14 [    ]                                         3-5  M15 #6      2 [    ]
3-5  B45 #7   -1 [    ]                                         3-13 B49 #7      4 [    ]
3-16 B26 #TM  -2 [    ]

4TH DOWN RUN  (2 RUN, 1 PASS)                                   4TH DOWN PASS
4-1  B01 #19   0 [    ]                                         4-3  M17 #10    54 [    ]
4-2  B20 #23   0 [    ]
```

Play Breakdown

```
                          Play Breakdown (Final)
        Montgomery Bell Acad vs Brentwood Academy (Nov 22, 2002 at Nashville,TN)

                        Brentwood Academy (Sorted by Play type)

1ST DOWN RUN  (17 RUN, 6 PASS)                                  1ST DOWN PASS
1-10 M20 #1   -3 [    ]                                         1-12 M12 #12     - [    ]
1-10 B25 #1    5 [    ]                                         1-10 B20 #12    34 [    ]
1-10 B14 #1    0 [    ]                                         1-10 B11 #2      - [    ]
1-10 B22 #1   -1 [    ]                                         1-10 M39 #5      - [    ]
1-10 B33 #1    0 [    ]                                         1-10 B20 #5      - [    ]
1-10 M16 #23   0 [    ]                                         1-13 M49 #5     29 [    ]
1-10 M20 #23  -5 [    ]
1-10 B26 #23  21 [    ]
1-10 B10 #23   7 [    ]
1-10 B22 #23   0 [    ]
1-10 B46 #3    3 [    ]
1-10 B50 #3    4 [    ]
1-10 B47 #3   -6 [    ]
1-10 B33 #3   -1 [    ]
1-10 B01 #3    2 [    ]
1-10 B03 #3    8 [    ]
1-10 B29 #7    0 [    ]

2ND-SHORT RUN  (2 RUN, 0 PASS)                                  2ND-SHORT PASS
2-3  B17 #29   3 [    ]
2-2  B11 #3    3 [    ]

2ND-MIDDLE RUN  (0 RUN, 2 PASS)                                 2ND-MIDDLE PASS
                                                                2-5  B30 #12     2 [    ]
                                                                2-6  M46 #5      - [    ]

2ND-LONG RUN  (7 RUN, 7 PASS)                                   2ND-LONG PASS
2-10 B22 #1    9 [    ]                                         2-10 B11 #5      - [    ]
2-13 M23 #1    3 [    ]                                         2-8  B03 #     INT [    ]
2-10 M16 #2    7 [    ]                                         2-11 B32 #8      - [    ]
2-12 M12 #23  12 [    ]                                         2-7  B49 #99     - [    ]
2-10 B14 #29   0 [    ]                                         2-10 B20 #99    60 [    ]
2-10 M39 #3    1 [    ]                                         2-16 B41 #99     - [    ]
2-10 B29 #7    1 [    ]                                         2-10 B33 #       - [    ]

3RD-SHORT RUN  (1 RUN, 0 PASS)                                  3RD-SHORT PASS
3-1  B31 #3    2 [    ]

3RD-MIDDLE RUN  (1 RUN, 1 PASS)                                 3RD-MIDDLE PASS
```

3-3 M09 #1 -5 [ ]

3RD-LONG RUN (3 RUN, 7 PASS)

3-10 B14 #23 -9 [ ]
3-10 M20 #23 0 [ ]
3-10 B11 #5 9 [ ]

4TH DOWN RUN (0 RUN, 5 PASS)

3-3 B32 #12 18 [ ]

3RD-LONG PASS

3-16 B41 #2 13 [ ]
3-10 B33 #5 13 [ ]
3-9 B30 #7 - [ ]
3-11 B32 #8 - [ ]
3-6 M46 # INT [ ]
3-9 M38 #99 - [ ]
3-7 B49 #99 -3 [ ]

4TH DOWN PASS

4-9 M38 #5 - [ ]
4-3 M46 #5 30 [ ]
4-8 M14 #8 - [ ]
4-10 B46 #99 15 [ ]
4-1 B20 # - [ ]

2001 Division II Class AAA Football Playoffs

November 2 - November 17, 2001 ·

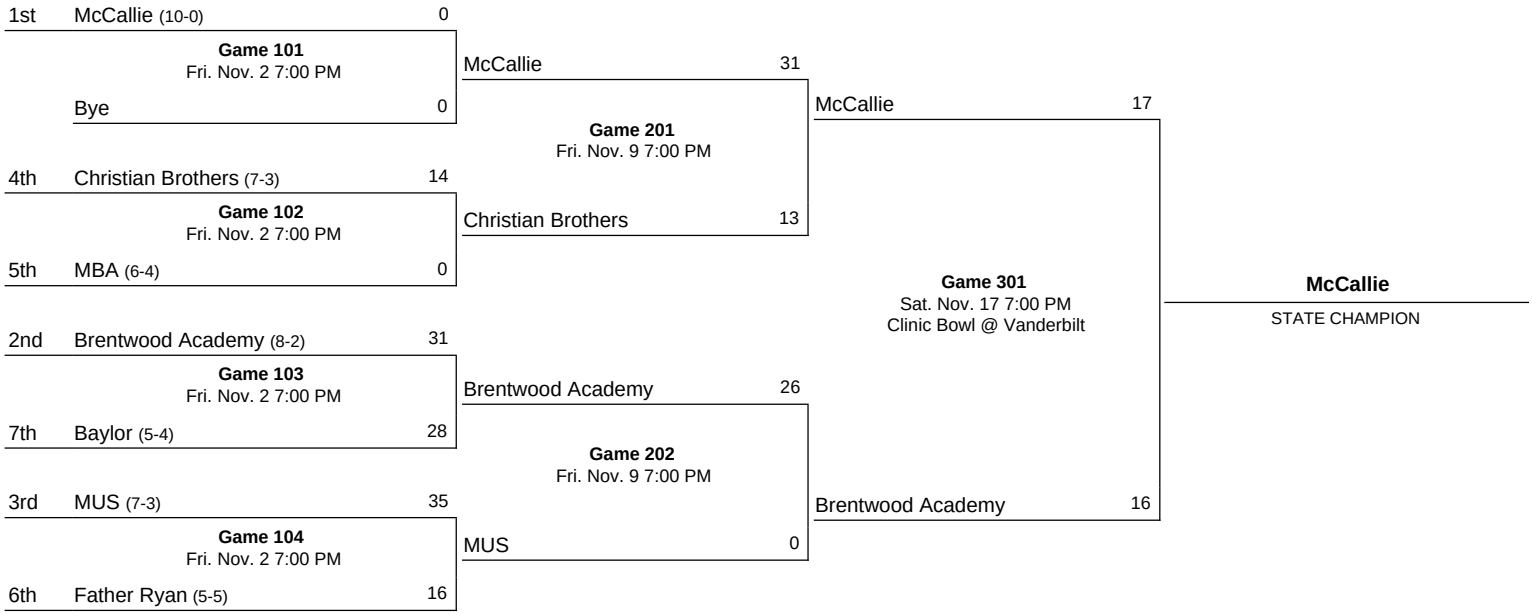

Notes:

Box Score

Box Score (Final)
Brentwood Academy vs McCallie (Nov 17, 2001 at Nashville,TN)

Score by Quarters	1	2	3	4	Score	
Brentwood Academy...	7	3	0	6	- 16	Record: (10-3)
McCallie.....	0	0	7	10	- 17	Record: (12-0)

Scoring Summary:
1st 01:13 BA - TOWNSEND,Theo 2 yd run (VAUGHN,John kick), 7-44 2:47, BA 7 - MCC 0
2nd 10:46 BA - VAUGHN,John 36 yd field goal, 4--1 1:49, BA 10 - MCC 0
3rd 04:59 MCC - FULLAMM,Wayne 25 yd run (MEYER,Trey kick), 9-80 3:26, BA 10 - MCC 7
4th 11:53 MCC - ROEBUCK,Jed 18 yd fumble recovery (MEYER,Trey kick), , BA 10 - MCC 14
09:15 BA - VAUGHN,John 45 yd field goal, 4--8 1:06, BA 13 - MCC 14
03:38 BA - VAUGHN,John 35 yd field goal, 6-65 2:27, BA 16 - MCC 14
00:11 MCC - MEYER,Trey 22 yd field goal, 16-76 3:27, BA 16 - MCC 17

	BA	MCC
FIRST DOWNS.....	**11**	**15**
RUSHES-YARDS (NET).....	**41-113**	**41-191**
PASSING YDS (NET).....	**87**	**71**
Passes Att-Comp-Int.....	18-6-2	18-6-0
TOTAL OFFENSE PLAYS-YARDS.....	**59-200**	**59-262**
Fumble Returns-Yards.....	0-0	1-18
Punt Returns-Yards.....	1-4	2-5
Kickoff Returns-Yards.....	3-49	0-0
Interception Returns-Yards....	0-0	2-10
Punts (Number-Avg).....	4-48.8	8-35.1
Fumbles-Lost.....	1-1	2-2
Penalties-Yards.....	4-46	5-70
Possession Time.....	26:18	21:42
Sacks By: Number-Yards.....	2-15	1-4

RUSHING: Brentwood Academy-TOWNSEND,Theo 19-77; ADCOCK,Jefferso 8-31; HOLBERT,David 7-16; McCULLOUGH,Tyle 6-5; BA 1-minus 16. McCallie-FULLAMM,Wayne 11-90; MOORE,Ryan 17-53; THOMAS,Campbell
9-37; JOHNSON,Chris 4-11.

PASSING: Brentwood Academy-ADCOCK,Jefferso 6-18-2-87. McCallie-MOORE,Ryan 6-18-0-71.

RECEIVING: Brentwood Academy-GRIFFIN,Tyler 4-36; FUSON,Chad 2-51. McCallie-HALL,Jason 2-17; KIRK,Haddon 1-21; BECHTOL,Claten 1-17; CLARK,Trey 1-11; FULLAMM,Wayne 1-5.

INTERCEPTIONS: Brentwood Academy-None. McCallie-BAUCOM,Keppy 1-5; SHANKS,John 1-5.

FUMBLES: Brentwood Academy-BA 1-1. McCallie-MOORE,Ryan 1-1; BAUCOM,Keppy 1-1.

Stadium: Vanderbilt Stadium Attendance: 3400
Kickoff time: 5:30p End of Game: 7:50p Total elapsed time: 2:20
Officials: Referee: Mike Winbush; Umpire: Mike Barnes; Linesman: Charles Garrett;
Line judge: Fred Garrett; Back judge: Aaron Lewis; Scorer: CMC Enterprises;
Temperature: 70 Wind: s5-7 Weather: partly cloudy

#6 John Vaughn-Brentwood Academy-offensive MVP
#17 Keppy Baucom-McCallie-defensive MVP

Brentwood Academy vs McCallie (Nov 17, 2001 at Nashville,TN)

SACKS (UA-A): Brentwood Academy-SMITH,Tyler 0-1; GALBIERZ,Andrew 0-1; MUSTIN,Darren 1-0. McCallie-HALL,Jason 1-0.

TACKLES (UA-A): Brentwood Academy-WILLIS,Kyle 6-4; LAWSON,Josh 5-2; McCULLOUGH,Tyle 5-0; MARTIN,Adam 4-1; GALBIERZ,Andrew 4-1; SMITH,Tyler 3-2; MUSTIN,Darren 3-1; McTORRY,Chase 2-2; HESSON,R.L. 2-1; HOLBERT,David 2-0; BROWN,Russ 2-0; SANDERS,Joshua 1-1; BUCK,Chris 1-0; SECKMAN,Preston 0-1. McCallie-BAUCOM,Keppy 4-4; ROEBUCK,Jed 6-1; SHANKS,John 4-2; FOLEY,Ryan 4-2;
CLARK,Trey 3-3; HALL,Jason 3-2; MANNING,Dustin 2-3; BROCK,Ramsey 3-1; BECHTOL,Claten 2-2; PENNINGTON,Davi 2-2; KREIS,Matt 1-1; WILDER,Kirk 0-1.

Game Starters:

Brentwood Academy

POS	##	OFFENSE
QB	3	ADCOCK,Jefferso
FB	23	HOLBERT,David
TB	1	TOWNSEND,Theo
FL	12	FUSON,Chad
SE	45	HESSON,R.L.
TE	26	TAYLOR,Cliff
LT	79	DUNLAP,King
LG	61	GALBIERZ,Andrew
C	77	NELSON,Adam
RG	65	SMITH,Tyler
RT	78	BURGEOIS,Austin

POS	##	DEFENSE
DE	40	LAWSON,Josh
LT	65	SMITH,Tyler
LG	94	SANDERS,Joshua
RG	61	GALBIERZ,Andrew
RT	26	TAYLOR,Cliff
DE	45	HESSON,R.L.
LB	29	MUSTIN,Darren
LB	54	MARTIN,Adam
CB	5	McTORRY,Chase
CB	10	WILLIS,Kyle
FS	11	McCULLOUGH,Tyle

McCallie

POS	##	OFFENSE
QB	12	MOORE,Ryan
FB	47	THOMAS,Campbell
RB	33	FULLAMM,Wayne
RB	11	BECHTOL,Claten
WR	4	CLARK,Trey
WR	6	KIRK,Haddon
TE	80	HALL,Jason
OL	66	PENNINGTON,Davi
OL	70	BELL,Chris
OL	57	THORNTON,Eamon
OL	51	ROEBUCK,Jed

POS	##	DEFENSE
DL	66	PENNINGTON,Davi
DL	80	HALL,Jason
DL	51	ROEBUCK,Jed
LB	17	BAUCOM,Keppy
LB	50	FOLEY,Ryan
LB	30	MANNING,Dustin
LB	43	SHANKS,John
DB	4	CLARK,Trey
DB	25	MURPHY,Ryan
DB	11	BECHTOL,Claten
DB	14	KREIS,Matt

Player participation:

Brentwood Academy: 2-GRIFFIN,Tyler, 6-VAUGHN,John, 18-BLISS,Kody, 19-SECKMAN,Preston, 56-BROWN,Russ, 80-BUCK,Chris.

McCallie: 1-WILDER,Kirk, 16-MEYER,Trey, 21-BROCK,Ramsey, 34-JOHNSON,Chris.

Scoring Summary

Scoring Summary (Final)
Brentwood Academy vs McCallie (Nov 17, 2001 at Nashville,TN)

Brentwood Academy (10-3) vs. McCallie (12-0)
Date: Nov 17, 2001 Site: Nashville,TN Stadium: Vanderbilt Stadium
Attendance: 3400

Score by Quarters	**1**	**2**	**3**	**4**	**Score**
Brentwood Academy...	7	3	0	6	- 16
McCallie.....	0	0	7	10	- 17

Scoring Summary:

1st 01:13 BA - TOWNSEND,Theo 2 yd run (VAUGHN,John kick)
7 plays, 44 yards, TOP 2:47, BA 7 - MCC 0

2nd 10:46 BA - VAUGHN,John 36 yd field goal
4 plays, -1 yard, TOP 1:49, BA 10 - MCC 0

3rd 04:59 MCC - FULLAMM,Wayne 25 yd run (MEYER,Trey kick)
9 plays, 80 yards, TOP 3:26, BA 10 - MCC 7

4th 11:53 MCC - ROEBUCK,Jed 18 yd fumble recovery (MEYER,Trey kick)
BA 10 - MCC 14

09:15 BA - VAUGHN,John 45 yd field goal
4 plays, -8 yards, TOP 1:06, BA 13 - MCC 14

03:38 BA - VAUGHN,John 35 yd field goal
6 plays, 65 yards, TOP 2:27, BA 16 - MCC 14

00:11 MCC - MEYER,Trey 22 yd field goal
16 plays, 76 yards, TOP 3:27, BA 16 - MCC 17

Kickoff time: 5:30p End of Game: 7:50p Total elapsed time: 2:20
Officials: Referee: Mike Winbush; Umpire: Mike Barnes; Linesman: Charles Garrett;
Line judge: Fred Garrett; Back judge: Aaron Lewis; Scorer: CMC Enterprises;
Temperature: 70 Wind: s5-7 Weather: partly cloudy

#6 John Vaughn-Brentwood Academy-offensive MVP
#17 Keppy Baucom-McCallie-defensive MVP

Team Statistics

Team Statistics (Final)
Brentwood Academy vs McCallie (Nov 17, 2001 at Nashville,TN)

	BA	MCC
FIRST DOWNS	**11**	**15**
Rushing	6	10
Passing	4	3
Penalty	1	2
Rushing Attempts	41	41
Yards Gained Rushing	150	215
Yards Lost Rushing	37	24
NET YARDS RUSHING	**113**	**191**
NET YARDS PASSING	**87**	**71**
Passes Attempted	18	18
Passes Completed	6	6
Had Intercepted	2	0
TOTAL OFFENSIVE PLAYS	**59**	**59**
TOTAL NET YARDS	**200**	**262**
Average Gain Per Play	3.4	4.4
Fumbles: Number-Lost	1-1	2-2
Penalties: Number-Yards	4-46	5-70
Number of Punts-Yards	4-195	8-281
Average Per Punt	48.8	35.1
Punt Returns: Number-Yards	1-4	2-5
Kickoff Returns: Number-Yards	3-49	0-0
Interceptions: Number-Yards	0-0	2-10
Fumble Returns: Number-Yards	0-0	1-18
Miscellaneous Yards	0	0
Possession Time	26:18	21:42
Third-Down Conversions	3 of 14	3 of 12
Fourth-Down Conversions	0 of 1	1 of 1
Sacks By: Number-Yards	2-15	1-4

Individual Statistics

Individual Statistics (Final)
Brentwood Academy vs McCallie (Nov 17, 2001 at Nashville,TN)

Brentwood Academy

Rushing	No	Gain	Loss	Net	TD	Lg	Avg
TOWNSEND,Theo	19	84	7	77	1	15	4.1
ADCOCK,Jefferso	8	37	6	31	0	13	3.9
HOLBERT,David	7	16	0	16	0	6	2.3
McCULLOUGH,Tyle	6	13	8	5	0	6	0.8
BA	1	0	16	-16	0	0	-16.0
Totals...	41	150	37	113	1	15	2.8

Passing	Att-Cmp-Int	Yds	TD	Long	Sck
ADCOCK,Jefferso	18-6-2	87	0	50	1
Totals...	18-6-2	87	0	50	1

Receiving	No.	Yds	TD	Long
GRIFFIN,Tyler	4	36	0	18
FUSON,Chad	2	51	0	50
Totals...	6	87	0	50

Punting	No.	Yds	Avg	Long	In20
BLISS,Kody	4	195	48.8	52	2
Totals...	4	195	48.8	52	2

	Punts			Kickoffs			Intercept		
All Returns	No.	Yds.	Lg	No.	Yds.	Lg	No.	Yds.	Lg
GRIFFIN,Tyler	0	0	0	1	15	15	0	0	0
TOWNSEND,Theo	0	0	0	2	34	19	0	0	0
ADCOCK,Jefferso	1	4	4	0	0	0	0	0	0
Totals...	1	4	4	3	49	19	0	0	0

Field goal attempts

VAUGHN,John	2nd	10:46	36 yds - Good
VAUGHN,John	3rd	08:25	50 yds - Missed
VAUGHN,John	4th	09:15	45 yds - Good
VAUGHN,John	4th	03:38	35 yds - Good

McCallie

Rushing	No	Gain	Loss	Net	TD	Lg	Avg
FULLAMM,Wayne	11	91	1	90	1	25	8.2
MOORE,Ryan	17	75	22	53	0	11	3.1
THOMAS,Campbell	9	37	0	37	0	12	4.1
JOHNSON,Chris	4	12	1	11	0	6	2.8
Totals...	41	215	24	191	1	25	4.7

Passing	Att-Cmp-Int	Yds	TD	Long	Sck
MOORE,Ryan	18-6-0	71	0	21	2
Totals...	18-6-0	71	0	21	2

Receiving	No.	Yds	TD	Long
HALL,Jason	2	17	0	13
KIRK,Haddon	1	21	0	21
BECHTOL,Claten	1	17	0	17
CLARK,Trey	1	11	0	11
FULLAMM,Wayne	1	5	0	5
Totals...	6	71	0	21

Punting	No.	Yds	Avg	Long	In20
MOORE,Ryan	8	281	35.1	43	2
Totals...	8	281	35.1	43	2

	Punts			Kickoffs			Intercept		
All Returns	No.	Yds.	Lg	No.	Yds.	Lg	No.	Yds.	Lg
SHANKS,John	0	0	0	0	0	0	1	5	5
BAUCOM,Keppy	2	5	8	0	0	0	1	5	5
Totals...	2	5	8	0	0	0	2	10	5

Field goal attempts

MEYER,Trey	4th	00:11	22 yds - Good

FUMBLES: Brentwood Academy-BA 1-1. McCallie-MOORE,Ryan 1-1; BAUCOM,Keppy 1-1.

Drive Chart

Drive Chart (Final)
Brentwood Academy vs McCallie (Nov 17, 2001 at Nashville,TN)

	Drive Started				Drive Ended			Consumed	
Team	**Qtr**	**Spot**	**Time**	**Obtained**	**Spot**	**Time**	**How Lost**	**Pl-Yds**	**TOP**
BA	1st	B06	10:10	Punt	B48	05:15	Punt	9-42	04:55
BA	1st	M44	04:00	Punt	M00	01:13	*TOUCHDOWN	7-44	02:47#
BA	1st	M18	00:35	Fumble	M19	10:46	*FIELD GOAL	4--1	01:49#
BA	2nd	B42	09:03	Punt	B42	08:10	Punt	3-0	00:53
BA	2nd	B45	06:25	Punt	M22	04:27	Interception	5-33	01:58
BA	2nd	B45	02:47	Punt	B46	01:56	Interception	3-1	00:51
BA	2nd	B20	00:57	Punt	B28	12:00	End of half	3-8	00:57
BA	3rd	B36	12:00	Kickoff	M33	08:25	Missed FG	7-31	03:35
BA	3rd	B20	04:59	Kickoff	B23	03:15	Punt	3-3	01:44
BA	3rd	B35	01:26	Punt	B18	11:53	Fumble	4--17	01:33
BA	4th	B20	11:53	Kickoff	B29	10:21	Punt	3-9	01:32
BA	4th	M20	10:21	Fumble	M28	09:15	*FIELD GOAL	4--8	01:06#
BA	4th	B10	06:05	Punt	M25	03:38	*FIELD GOAL	6-65	02:27
BA	4th	B39	00:11	Kickoff	B39	00:00	End of half	2-0	00:11
MCC	1st	M20	12:00	Kickoff	M45	10:10	Punt	4-25	01:50
MCC	1st	M01	05:15	Punt	M07	04:00	Punt	3-6	01:15
MCC	1st	M20	01:13	Kickoff	M18	00:35	Fumble	2--2	00:38
MCC	2nd	M20	10:46	Kickoff	M23	09:03	Punt	5-3	01:43
MCC	2nd	M14	08:10	Punt	M12	06:25	Punt	3--2	01:45
MCC	2nd	M18	04:27	Interception	M26	02:47	Punt	3-8	01:40
MCC	2nd	M50	01:56	Interception	B43	00:57	Punt	5-7	00:59
MCC	3rd	M20	08:25	Missed FG	B00	04:59	*TOUCHDOWN	9-80	03:26
MCC	3rd	M33	03:15	Punt	M42	01:26	Punt	3-9	01:49
MCC	4th	B18	11:53	Fumble	B18	11:53	*TOUCHDOWN	0-0	00:00
MCC	4th	M23	00:00	Punt	M20	10:21	Fumble	0--3	00:00
MCC	4th	M20	09:15	Kickoff	B43	06:05	Punt	7-37	03:10
MCC	4th	M20	03:38	Kickoff	B04	00:11	*FIELD GOAL	16-76	03:27#

BA	**1st Qtr**	**2nd Qtr**	**3rd Qtr**	**4th Qtr**	**1st Half**	**2nd Half**	**Total**
Time of possession	08:17	05:53	06:45	05:23	14:10	12:08	26:18
3rd Down Conversions	3/4	0/4	0/3	0/3	3/8	0/6	3/14
Avg Field Position	B48	B38	B30	B37	B42	B34	B38
4th Down Conversions	0/0	0/0	0/0	0/1	0/0	0/1	0/1

MCC	**1st Qtr**	**2nd Qtr**	**3rd Qtr**	**4th Qtr**	**1st Half**	**2nd Half**	**Total**
Time of possession	03:43	06:07	05:15	06:37	09:50	11:52	21:42
3rd Down Conversions	0/2	0/4	1/2	2/4	0/6	3/6	3/12
Avg Field Position	M13	M25	M26	M20	M20	M23	M21
4th Down Conversions	0/0	0/0	0/0	1/1	0/0	1/1	1/1

Drive Chart (By Quarter)

		Drive Started			Drive Ended			Consumed	
Team	**Qtr**	**Spot**	**Time**	**Obtained**	**Spot**	**Time**	**How Lost**	**Pl-Yds**	**TOP**
MCC	1st	M20	12:00	Kickoff	M45	10:10	Punt	4-25	01:50
BA	1st	B06	10:10	Punt	B48	05:15	Punt	9-42	04:55
MCC	1st	M01	05:15	Punt	M07	04:00	Punt	3-6	01:15
BA	1st	M44	04:00	Punt	M00	01:13	*TOUCHDOWN	7-44	02:47#
MCC	1st	M20	01:13	Kickoff	M18	00:35	Fumble	2--2	00:38
BA	1st	M18	00:35	Fumble	M19	10:46	*FIELD GOAL	4--1	01:49#
MCC	2nd	M20	10:46	Kickoff	M23	09:03	Punt	5-3	01:43
BA	2nd	B42	09:03	Punt	B42	08:10	Punt	3-0	00:53
MCC	2nd	M14	08:10	Punt	M12	06:25	Punt	3--2	01:45
BA	2nd	B45	06:25	Punt	M22	04:27	Interception	5-33	01:58
MCC	2nd	M18	04:27	Interception	M26	02:47	Punt	3-8	01:40
BA	2nd	B45	02:47	Punt	B46	01:56	Interception	3-1	00:51
MCC	2nd	M50	01:56	Interception	B43	00:57	Punt	5-7	00:59
BA	2nd	B20	00:57	Punt	B28	12:00	End of half	3-8	00:57
BA	3rd	B36	12:00	Kickoff	M33	08:25	Missed FG	7-31	03:35
MCC	3rd	M20	08:25	Missed FG	B00	04:59	*TOUCHDOWN	9-80	03:26
BA	3rd	B20	04:59	Kickoff	B23	03:15	Punt	3-3	01:44
MCC	3rd	M33	03:15	Punt	M42	01:26	Punt	3-9	01:49
BA	3rd	B35	01:26	Punt	B18	11:53	Fumble	4--17	01:33
MCC	4th	B18	11:53	Fumble	B18	11:53	*TOUCHDOWN	0-0	00:00
BA	4th	B20	11:53	Kickoff	B29	10:21	Punt	3-9	01:32
MCC	4th	M23	00:00	Punt	M20	10:21	Fumble	0--3	00:00
BA	4th	M20	10:21	Fumble	M28	09:15	*FIELD GOAL	4--8	01:06#
MCC	4th	M20	09:15	Kickoff	B43	06:05	Punt	7-37	03:10
BA	4th	B10	06:05	Punt	M25	03:38	*FIELD GOAL	6-65	02:27
MCC	4th	M20	03:38	Kickoff	B04	00:11	*FIELD GOAL	16-76	03:27#
BA	4th	B39	00:11	Kickoff	B39	00:00	End of half	2-0	00:11

Defensive Statistics

Defensive Statistics (Final)
Brentwood Academy vs McCallie (Nov 17, 2001 at Nashville,TN)

Brentwood Academy

##	Player	Solo	Ast	Tot	TFL/Yds	FF	FR-Yd	Intc	PD	Blkd	Sack/Yds	QH
10	WILLIS,Kyle	6	4	10	.	.	.	.	4	.	/	.
40	LAWSON,Josh	5	2	7	.	1	1-0	.	.	.	/	.
11	McCULLOUGH,Tyle	5	.	5	.	.	.	.	.	.	/	.
61	GALBIERZ,Andrew	4	1	5	2/4	.	.	.	.	.	1/3	.
54	MARTIN,Adam	4	1	5	.	.	.	.	.	.	/	.
65	SMITH,Tyler	3	2	5	2/5	.	.	.	.	.	1/4	.
29	MUSTIN,Darren	3	1	4	1/8	.	.	.	1	.	1/8	.
5	McTORRY,Chase	2	2	4	.	.	1-0	.	.	.	/	.
45	HESSON,R.L.	2	1	3	.	.	.	.	1	.	/	.
56	BROWN,Russ	2	.	2	.	.	.	.	.	.	/	.
23	HOLBERT,David	2	.	2	1/1	.	.	.	.	.	/	.
94	SANDERS,Joshua	1	1	2	.	.	.	.	.	.	/	.
80	BUCK,Chris	1	.	1	.	.	.	.	.	.	/	.
19	SECKMAN,Preston	.	1	1	.	.	.	.	.	.	/	.

McCallie

##	Player	Solo	Ast	Tot	TFL/Yds	FF	FR-Yd	Intc	PD	Blkd	Sack/Yds	QH
17	BAUCOM,Keppy	4	4	8	.	.	.	1-5	1	.	/	.
51	ROEBUCK,Jed	6	1	7	1/1	.	1-18	.	.	.	/	.
43	SHANKS,John	4	2	6	.	.	.	1-5	1	.	/	.
50	FOLEY,Ryan	4	2	6	.	.	.	.	.	.	/	.
4	CLARK,Trey	3	3	6	1/6	.	.	.	.	.	/	.
80	HALL,Jason	3	2	5	1/4	.	.	.	1	.	1/4	.
30	MANNING,Dustin	2	3	5	.	.	.	.	.	.	/	.
21	BROCK,Ramsey	3	1	4	.	.	.	.	1	.	/	.
11	BECHTOL,Claten	2	2	4	1/8	.	.	.	1	.	/	.
66	PENNINGTON,Davi	2	2	4	1/2	.	.	.	.	.	/	.
14	KREIS,Matt	1	1	2	.	.	.	.	.	.	/	.
1	WILDER,Kirk	.	1	1	.	.	.	.	.	.	/	.
25	MURPHY,Ryan	.	.	.	.	.	.	.	1	.	/	.

Quickie Statistics

Quickie Statistics (Final)
Brentwood Academy vs McCallie (Nov 17, 2001 at Nashville,TN)

	BA	MCC
Score.....	16	17
FIRST DOWNS.....	**11**	**15**
RUSHES-YARDS (NET).....	**41-113**	**41-191**
PASSING YDS (NET).....	**87**	**71**
Passes Att-Comp-Int.....	18-6-2	18-6-0
TOTAL OFFENSE PLAYS-YARDS.....	**59-200**	**59-262**
Fumble Returns-Yards.....	0-0	1-18
Punt Returns-Yards.....	1-4	2-5
Kickoff Returns-Yards.....	3-49	0-0
Interception Returns-Yards....	0-0	2-10
Punts (Number-Avg).....	4-48.8	8-35.1
Fumbles-Lost.....	1-1	2-2
Penalties-Yards.....	4-46	5-70
Possession Time.....	26:18	21:42

Brentwood Academy

Rushing	No	Yds	TD	Lg	Avg
TOWNSEND,Theo	19	77	1	15	4.1
ADCOCK,Jefferso	8	31	0	13	3.9
HOLBERT,David	7	16	0	6	2.3
McCULLOUGH,Tyle	6	5	0	6	0.8

Passing	Att	Cmp	Int	Yds	TD	Lng
ADCOCK,Jefferso	18	6	2	87	0	50

Receiving	No.	Yds	TD	Long
GRIFFIN,Tyler	4	36	0	18
FUSON,Chad	2	51	0	50

Punting	No.	Avg	Long	I20
BLISS,Kody	4	48.8	52	2

Punt returns	No.	Yds	TD	Long
ADCOCK,Jefferso	1	4	0	4

Kick returns	No.	Yds	TD	Long
TOWNSEND,Theo	2	34	0	19
GRIFFIN,Tyler	1	15	0	15

McCallie

Rushing	No	Yds	TD	Lg	Avg
FULLAMM,Wayne	11	90	1	25	8.2
MOORE,Ryan	17	53	0	11	3.1
THOMAS,Campbell	9	37	0	12	4.1
JOHNSON,Chris	4	11	0	6	2.8

Passing	Att	Cmp	Int	Yds	TD	Lng
MOORE,Ryan	18	6	0	71	0	21

Receiving	No.	Yds	TD	Long
HALL,Jason	2	17	0	13
KIRK,Haddon	1	21	0	21
BECHTOL,Claten	1	17	0	17
CLARK,Trey	1	11	0	11

Punting	No.	Avg	Long	I20
MOORE,Ryan	8	35.1	43	2

Punt returns	No.	Yds	TD	Long
BAUCOM,Keppy	2	5	0	8

Kick returns	No.	Yds	TD	Long

Team	Qtr	Time	Scoring play	Conversion	Plays-Yards	TOP	BA - MCC
BA	1st	01:13	TOWNSEND,Theo 2 yd run	VAUGHN,John kick	7-44	2:47	7 - 0
BA	2nd	10:46	VAUGHN,John 36 yd field goal		4--1	1:49	10 - 0
MCC	3rd	04:59	FULLAMM,Wayne 25 yd run	MEYER,Trey kick	9-80	3:26	10 - 7
MCC	4th	11:53	ROEBUCK,Jed 18 yd fumble recovery	MEYER,Trey kick			10 - 14
BA	4th	09:15	VAUGHN,John 45 yd field goal		4--8	1:06	13 - 14
BA	4th	03:38	VAUGHN,John 35 yd field goal		6-65	2:27	16 - 14
MCC	4th	00:11	MEYER,Trey 22 yd field goal		16-76	3:27	16 - 17

Participation Report

Participation Report (Final)
Brentwood Academy vs McCallie (Nov 17, 2001 at Nashville,TN)

Brentwood Academy

POS	##	OFFENSE
QB	3	ADCOCK,Jefferso
FB	23	HOLBERT,David
TB	1	TOWNSEND,Theo
FL	12	FUSON,Chad
SE	45	HESSON,R.L.
TE	26	TAYLOR,Cliff
LT	79	DUNLAP,King
LG	61	GALBIERZ,Andrew
C	77	NELSON,Adam
RG	65	SMITH,Tyler
RT	78	BURGEOIS,Austin

POS	##	DEFENSE
DE	40	LAWSON,Josh
LT	65	SMITH,Tyler
LG	94	SANDERS,Joshua
RG	61	GALBIERZ,Andrew
RT	26	TAYLOR,Cliff
DE	45	HESSON,R.L.
LB	29	MUSTIN,Darren
LB	54	MARTIN,Adam
CB	5	McTORRY,Chase
CB	10	WILLIS,Kyle
FS	11	McCULLOUGH,Tyle

McCallie

POS	##	OFFENSE
QB	12	MOORE,Ryan
FB	47	THOMAS,Campbell
RB	33	FULLAMM,Wayne
RB	11	BECHTOL,Claten
WR	4	CLARK,Trey
WR	6	KIRK,Haddon
TE	80	HALL,Jason
OL	66	PENNINGTON,Davi
OL	70	BELL,Chris
OL	57	THORNTON,Eamon
OL	51	ROEBUCK,Jed

POS	##	DEFENSE
DL	66	PENNINGTON,Davi
DL	80	HALL,Jason
DL	51	ROEBUCK,Jed
LB	17	BAUCOM,Keppy
LB	50	FOLEY,Ryan
LB	30	MANNING,Dustin
LB	43	SHANKS,John
DB	4	CLARK,Trey
DB	25	MURPHY,Ryan
DB	11	BECHTOL,Claten
DB	14	KREIS,Matt

Brentwood Academy: 2-GRIFFIN,Tyler, 6-VAUGHN,John, 18-BLISS,Kody, 19-SECKMAN,Preston, 56-BROWN,Russ, 80-BUCK,Chris.

McCallie: 1-WILDER,Kirk, 16-MEYER,Trey, 21-BROCK,Ramsey, 34-JOHNSON,Chris.

Play-by-Play Summary (1st Quarter)

```
                Brentwood Academy wins toss,defers to second half. McCallie will recei
  B 1-10 B40    BA ball on BA40.
                BLISS,Kody kickoff 60 yards to the MCC0, touchback.
      M 1-10 M20   MOORE,Ryan pass complete to BECHTOL,Claten for 17 yards to the MCC37,
                   1ST DOWN MCC (McCULLOUGH,Tyle).
      M 1-10 M37   MOORE,Ryan rush for 2 yards to the MCC39 (GALBIERZ,Andrew).
      M 2-8  M39   THOMAS,Campbell rush for 6 yards to the MCC45 (SANDERS,Joshua).
      M 3-2  M45   THOMAS,Campbell rush for no gain to the MCC45 (SANDERS,Joshua;SMITH,Tyler).
      M 4-2  M45   MOORE,Ryan punt 38 yards to the BA17, ADCOCK,Jefferso return 4 yards to
                   the BA21 (BAUCOM,Keppy), PENALTY BA clipping 15 yards to the BA6, 1st
                   and 10, BA ball on BA6.
--------------- 4 plays, 25 yards, TOP 01:50 ---------------
  B 1-10 B06    BRENTWOOD ACADEMY drive start at 10:10 (1st).
  B 1-10 B06    TOWNSEND,Theo rush for 6 yards to the BA12 (FOLEY,Ryan;CLARK,Trey).
  B 2-4  B12    TOWNSEND,Theo rush for 3 yards to the BA15 (BAUCOM,Keppy;FOLEY,Ryan).
  B 3-1  B15    McCULLOUGH,Tyle rush for 6 yards to the BA21, 1ST DOWN BA
                (KREIS,Matt).
  B 1-10 B21    HOLBERT,David rush for 3 yards to the BA24 (BAUCOM,Keppy).
  B 2-7  B24    ADCOCK,Jefferso pass complete to GRIFFIN,Tyler for 8 yards to the BA32,
                1ST DOWN BA.
  B 1-10 B32    TOWNSEND,Theo rush for 12 yards to the BA44, 1ST DOWN BA (BAUCOM,Keppy).
  B 1-10 B44    ADCOCK,Jefferso sacked for loss of 4 yards to the BA40 (HALL,Jason).
  B 2-14 B40    ADCOCK,Jefferso pass incomplete to GRIFFIN,Tyler.
  B 3-14 B40    TOWNSEND,Theo rush for 8 yards to the BA48 (BROCK,Ramsey).
  B 4-6  B48    BLISS,Kody punt 51 yards to the MCC1, downed.
--------------- 9 plays, 42 yards, TOP 04:55 ---------------
      M 1-10 M01   MCCALLIE drive start at 05:15 (1st).
      M 1-10 M01   THOMAS,Campbell rush for 1 yard to the MCC2 (MARTIN,Adam).
      M 2-9  M02   MOORE,Ryan pass incomplete to CLARK,Trey.
      M 3-9  M02   MOORE,Ryan rush for 5 yards to the MCC7 (HOLBERT,David).
      M 4-4  M07   MOORE,Ryan punt 37 yards to the MCC44, fair catch by ADCOCK,Jefferso.
--------------- 3 plays, 6 yards, TOP 01:15 ---------------
  B 1-10 M44    BRENTWOOD ACADEMY drive start at 04:00 (1st).
  B 1-10 M44    ADCOCK,Jefferso rush for 13 yards to the MCC31, 1ST DOWN BA
                (MANNING,Dustin), PENALTY MCC face mask 15 yards to the MCC16, 1ST DOWN BA.
  B 1-10 M16    1st and 10.
  B 1-10 M16    ADCOCK,Jefferso rush for 4 yards to the MCC12 (BAUCOM,Keppy;CLARK,Trey).
  B 2-6  M12    HOLBERT,David rush for 1 yard to the MCC11 (ROEBUCK,Jed).
  B 3-5  M11    TOWNSEND,Theo rush for 5 yards to the MCC6, 1ST DOWN BA (FOLEY,Ryan).
  B 1-G  M06    HOLBERT,David rush for 2 yards to the MCC4 (BROCK,Ramsey).
  B 2-G  M04    HOLBERT,David rush for 2 yards to the MCC2 (FOLEY,Ryan).
  B 3-G  M02    TOWNSEND,Theo rush for 2 yards to the MCC0, TOUCHDOWN, clock 01:13.
                VAUGHN,John kick attempt good.
                                   ==============================
                                   BRENTWOOD ACADEMY 7, MCCALLIE 0
                                   ==============================
--------------- 7 plays, 44 yards, TOP 02:47 ---------------
                BLISS,Kody kickoff 60 yards to the MCC0, touchback.
      M 1-10 M20   MCCALLIE drive start at 01:13 (1st).
      M 1-10 M20   FULLAMM,Wayne rush for 4 yards to the MCC24 (WILLIS,Kyle).
      M 2-6  M24   MOORE,Ryan rush to the MCC20, fumble forced by LAWSON,Josh, fumble by
                   MOORE,Ryan recovered by BA LAWSON,Josh at MCC18.
--------------- 2 plays, minus 2 yards, TOP 00:38 ---------------
  B 1-10 M18    BRENTWOOD ACADEMY drive start at 00:35 (1st).
  B 1-10 M18    HOLBERT,David rush for 1 yard to the MCC17 (FOLEY,Ryan).

                                   ======END OF 1st QUARTER=======
                                   BRENTWOOD ACADEMY 7, MCCALLIE 0
                                   ==============================
```

Play-by-Play Summary (2nd quarter)

```
  B 2-9  M17   Start of 2nd quarter, clock 12:00.
  B 2-9  M17   ADCOCK,Jefferso rush for 4 yards to the MCC13 (BAUCOM,Keppy).
  B 3-5  M13   Timeout Brentwood Academy, clock 11:28.
  B 3-5  M13   TOWNSEND,Theo rush for loss of 6 yards to the MCC19 (CLARK,Trey).
  B 4-11 M19   VAUGHN,John field goal attempt from 36 GOOD, clock 10:46.

                                 ================================
                                 BRENTWOOD ACADEMY 10, MCCALLIE 0
                                 ================================

--------------- 4 plays, minus 1 yards, TOP 01:49 ---------------

               BLISS,Kody kickoff 60 yards to the MCC0, touchback.
      M 1-10 M20   MCCALLIE drive start at 10:46 (2nd).
      M 1-10 M20   JOHNSON,Chris rush for 6 yards to the MCC26 (WILLIS,Kyle).
      M 2-4  M26   FULLAMM,Wayne rush for 12 yards to the MCC38, 1ST DOWN MCC
                   (HESSON,R.L.).
      M 1-10 M38   MOORE,Ryan pass incomplete to KIRK,Haddon.
      M 2-10 M38   PENALTY MCC clipping 15 yards to the MCC23.
      M 2-25 M23   MOORE,Ryan pass incomplete to HALL,Jason.
      M 3-25 M23   MOORE,Ryan pass incomplete to KIRK,Haddon (WILLIS,Kyle).
      M 4-25 M23   MOORE,Ryan punt 35 yards to the BA42, fair catch by ADCOCK,Jefferso.
--------------- 5 plays, 3 yards, TOP 01:43 ---------------

  B 1-10 B42   BRENTWOOD ACADEMY drive start at 09:03 (2nd).
  B 1-10 B42   ADCOCK,Jefferso pass incomplete to FUSON,Chad (HALL,Jason).
  B 2-10 B42   TOWNSEND,Theo rush for no gain to the BA42 (MANNING,Dustin).
  B 3-10 B42   Timeout Brentwood Academy, clock 08:24.
  B 3-10 B42   ADCOCK,Jefferso pass incomplete to GRIFFIN,Tyler.
  B 4-10 B42   BLISS,Kody punt 44 yards to the MCC14, fair catch by BAUCOM,Keppy.
--------------- 3 plays, 0 yards, TOP 00:53 ---------------

      M 1-10 M14   MCCALLIE drive start at 08:10 (2nd).
      M 1-10 M14   FULLAMM,Wayne rush for 6 yards to the MCC20 (LAWSON,Josh).
      M 2-4  M20   JOHNSON,Chris rush for loss of 1 yard to the MCC19 (HOLBERT,David).
      M 3-5  M19   MOORE,Ryan sacked for loss of 7 yards to the MCC12
                   (SMITH,Tyler;GALBIERZ,Andrew).
      M 4-12 M12   MOORE,Ryan punt 43 yards to the BA45, fair catch by GRIFFIN,Tyler.
--------------- 3 plays, minus 2 yards, TOP 01:45 ---------------

  B 1-10 B45   BRENTWOOD ACADEMY drive start at 06:25 (2nd).
  B 1-10 B45   McCULLOUGH,Tyle rush for no gain to the BA45 (MANNING,Dustin;BAUCOM,Keppy).
  B 2-10 B45   ADCOCK,Jefferso pass complete to GRIFFIN,Tyler for 18 yards to the MCC37,
               1ST DOWN BA (CLARK,Trey).
  B 1-10 M37   ADCOCK,Jefferso pass incomplete to FUSON,Chad (MURPHY,Ryan).
  B 2-10 M37   TOWNSEND,Theo rush for 15 yards to the MCC22, 1ST DOWN BA
               (BROCK,Ramsey).
  B 1-10 M22   ADCOCK,Jefferso pass intercepted by BAUCOM,Keppy at the MCC13, BAUCOM,Keppy
               return 5 yards to the MCC18 (McTORRY,Chase).
--------------- 5 plays, 33 yards, TOP 01:58 ---------------

      M 1-10 M18   MCCALLIE drive start at 04:27 (2nd).
      M 1-10 M18   THOMAS,Campbell rush for 7 yards to the MCC25 (BROWN,Russ).
      M 2-3  M25   MOORE,Ryan rush for 1 yard to the MCC26 (GALBIERZ,Andrew).
      M 3-2  M26   THOMAS,Campbell rush for no gain to the MCC26 (MUSTIN,Darren).
      M 4-2  M26   MOORE,Ryan punt 29 yards to the BA45, downed.
--------------- 3 plays, 8 yards, TOP 01:40 ---------------

  B 1-10 B45   BRENTWOOD ACADEMY drive start at 02:47 (2nd).
  B 1-10 B45   ADCOCK,Jefferso pass incomplete to HESSON,R.L. (BROCK,Ramsey).
  B 2-10 B45   ADCOCK,Jefferso rush for 1 yard to the BA46 (ROEBUCK,Jed).
```

B 3-9 B46 ADCOCK,Jefferso pass intercepted by SHANKS,John at the MCC45, SHANKS,John return 5 yards to the 50 yardline.

---------- 3 plays, 1 yards, TOP 00:51 ----------

M 1-10 M50 MCCALLIE drive start at 01:56 (2nd).
M 1-10 M50 MOORE,Ryan sacked for loss of 8 yards to the MCC42 (MUSTIN,Darren).
M 2-18 M42 Timeout McCallie, clock 01:45.
M 2-18 M42 MOORE,Ryan pass complete to FULLAMM,Wayne for 5 yards to the MCC47 (MUSTIN,Darren), *PENALTY BA roughing passer 10 yards to the BA43,* ***1ST DOWN MCC***.
M 1-10 B43 1st and 10.
M 1-10 B43 MOORE,Ryan pass incomplete to CLARK,Trey (WILLIS,Kyle).
M 2-10 B43 MOORE,Ryan pass incomplete to FULLAMM,Wayne.
M 3-10 B43 MOORE,Ryan pass incomplete to HALL,Jason (HESSON,R.L.).
M 4-10 B43 MOORE,Ryan punt 43 yards to the BA0, touchback.

---------- 5 plays, 7 yards, TOP 00:59 ----------

B 1-10 B20 BRENTWOOD ACADEMY drive start at 00:57 (2nd).
B 1-10 B20 TOWNSEND,Theo rush for 2 yards to the BA22 (BECHTOL,Claten).
B 2-8 B22 HOLBERT,David rush for 1 yard to the BA23 (PENNINGTON,Davi;HALL,Jason).
B 3-7 B23 *PENALTY BA delay of game 5 yards to the BA18*.
B 3-12 B18 TOWNSEND,Theo rush for 10 yards to the BA28 (MANNING,Dustin;KREIS,Matt).
B 4-2 B28 End of 1st half, clock 00:00.

=======END OF 2nd QUARTER=======
BRENTWOOD ACADEMY 10, MCCALLIE 0
==========

Play-by-Play Summary (3rd quarter)

```
  B 4-2  B28   Start of 3rd quarter, clock 12:00, MCC ball on MCC40.
--------------- 3 plays, 8 yards, TOP 00:57 ---------------
                   MEYER,Trey kickoff 39 yards to the BA21, GRIFFIN,Tyler return 15 yards
                   to the BA36 (HALL,Jason).
  B 1-10 B36   BRENTWOOD ACADEMY drive start at 11:56 (3rd).
  B 1-10 B36   ADCOCK,Jefferso rush for 11 yards to the BA47, 1ST DOWN BA
               (WILDER,Kirk;BECHTOL,Claten).
  B 1-10 B47   McCULLOUGH,Tyle rush for 2 yards to the BA49 (FOLEY,Ryan).
  B 2-8  B49   ADCOCK,Jefferso pass complete to GRIFFIN,Tyler for 9 yards to the MCC42,
               1ST DOWN BA (SHANKS,John).
  B 1-10 M42   TOWNSEND,Theo rush for 3 yards to the MCC39 (ROEBUCK,Jed).
  B 2-7  M39   McCULLOUGH,Tyle rush for 2 yards to the MCC37 (HALL,Jason).
  B 3-5  M37   ADCOCK,Jefferso rush for 4 yards to the MCC33 (BAUCOM,Keppy;SHANKS,John).
  B 4-1  M33   Timeout Brentwood Academy, clock 08:30.
  B 4-1  M33   VAUGHN,John field goal attempt from 50 MISSED - wide left, spot at MCC20,
               clock 08:25.
--------------- 7 plays, 31 yards, TOP 03:31 ---------------
      M 1-10 M20   MOORE,Ryan rush for 9 yards to the MCC29 (LAWSON,Josh).
      M 2-1  M29   MOORE,Ryan rush for 10 yards to the MCC39, 1ST DOWN MCC (WILLIS,Kyle).
      M 1-10 M39   FULLAMM,Wayne rush for 3 yards to the MCC42 (MUSTIN,Darren;WILLIS,Kyle).
      M 2-7  M42   FULLAMM,Wayne rush for 12 yards to the BA46, 1ST DOWN MCC (McTORRY,Chase).
      M 1-10 B46   THOMAS,Campbell rush for 6 yards to the BA40 (HESSON,R.L.).
      M 2-4  B40   MOORE,Ryan rush for 7 yards to the BA33, 1ST DOWN MCC
                   (WILLIS,Kyle;MARTIN,Adam).
      M 1-10 B33   MOORE,Ryan rush for 3 yards to the BA30 (MARTIN,Adam).
      M 2-7  B30   JOHNSON,Chris rush for 5 yards to the BA25 (MARTIN,Adam).
      M 3-2  B25   FULLAMM,Wayne rush for 25 yards to the BA0, 1ST DOWN MCC,
                   TOUCHDOWN, clock 04:59.
                   MEYER,Trey kick attempt good.
                                 ================================
                                 BRENTWOOD ACADEMY 10, MCCALLIE 7
                                 ================================
--------------- 9 plays, 80 yards, TOP 03:26 ---------------
                   KIRK,Haddon kickoff 59 yards to the BA1, TOWNSEND,Theo return 19 yards
                   to the BA20 (SHANKS,John).
  B 1-10 B20   BRENTWOOD ACADEMY drive start at 04:54 (3rd).
  B 1-10 B20   TOWNSEND,Theo rush for 2 yards to the BA22 (BECHTOL,Claten;ROEBUCK,Jed).
  B 2-8  B22   ADCOCK,Jefferso pass complete to FUSON,Chad for 1 yard to the BA23
               (PENNINGTON,Davi).
  B 3-7  B23   ADCOCK,Jefferso pass incomplete.
  B 4-7  B23   BLISS,Kody punt 52 yards to the MCC25, BAUCOM,Keppy return 8 yards to the
               MCC33 (BUCK,Chris).
--------------- 3 plays, 3 yards, TOP 01:39 ---------------
      M 1-10 M33   MCCALLIE drive start at 03:15 (3rd).
      M 1-10 M33   THOMAS,Campbell rush for 2 yards to the MCC35 (BROWN,Russ).
      M 2-8  M35   FULLAMM,Wayne rush for 6 yards to the MCC41 (McCULLOUGH,Tyle).
      M 3-2  M41   JOHNSON,Chris rush for 1 yard to the MCC42 (LAWSON,Josh).
      M 4-1  M42   MOORE,Ryan punt 23 yards to the BA35, out-of-bounds.
--------------- 3 plays, 9 yards, TOP 01:49 ---------------
  B 1-10 B35   BRENTWOOD ACADEMY drive start at 01:26 (3rd).
  B 1-10 B35   ADCOCK,Jefferso pass complete to GRIFFIN,Tyler for 1 yard to the BA36
               (SHANKS,John).
  B 2-9  B36   TOWNSEND,Theo rush for no gain to the BA36 (SHANKS,John).
  B 3-9  B36   ADCOCK,Jefferso rush for loss of 2 yards to the BA34 (PENNINGTON,Davi).

                                 =======END OF 3rd QUARTER=======
                                 BRENTWOOD ACADEMY 10, MCCALLIE 7
                                 ================================
```

Play-by-Play Summary (4th quarter)

```
  B 4-11 B34   Start of 4th quarter, clock 12:00.
  B 4-11 B34   BA rush to the BA22, fumble by BA recovered by MCC ROEBUCK,Jed at BA18,
               ROEBUCK,Jed for 18 yards to the BA0, TOUCHDOWN, clock 11:53.
--------------- 4 plays, minus 17 yards, TOP 01:33 ---------------
                   MEYER,Trey kick attempt good.

                                 ================================
                                 BRENTWOOD ACADEMY 10, MCCALLIE 14
                                 ================================

                   KIRK,Haddon kickoff 60 yards to the BA0, touchback.
  B 1-10 B20   BRENTWOOD ACADEMY drive start at 11:53 (4th).
  B 1-10 B20   HOLBERT,David rush for 6 yards to the BA26 (HALL,Jason;SHANKS,John).
  B 2-4  B26   ADCOCK,Jefferso pass incomplete to FUSON,Chad.
  B 3-4  B26   McCULLOUGH,Tyle rush for 3 yards to the BA29 (MANNING,Dustin;CLARK,Trey).
  B 4-1  B29   BLISS,Kody punt 48 yards to the MCC23, BAUCOM,Keppy return 0 yards to the
               MCC23, fumble by BAUCOM,Keppy recovered by BA McTORRY,Chase at MCC20.
--------------- 3 plays, 9 yards, TOP 01:32 ---------------

  B 1-10 M20   BRENTWOOD ACADEMY drive start at 10:21 (4th).
  B 1-10 M20   McCULLOUGH,Tyle rush for loss of 8 yards to the MCC28 (BECHTOL,Claten).
  B 2-18 M28   TOWNSEND,Theo rush for no gain to the MCC28 (ROEBUCK,Jed).
  B 3-18 M28   Timeout Brentwood Academy, clock 09:28.
  B 3-18 M28   ADCOCK,Jefferso pass incomplete to FUSON,Chad (BECHTOL,Claten).
  B 4-18 M28   VAUGHN,John field goal attempt from 45 GOOD, clock 09:15.

                                 ================================
                                 BRENTWOOD ACADEMY 13, MCCALLIE 14
                                 ================================

--------------- 4 plays, minus 8 yards, TOP 01:06 ---------------

               BLISS,Kody kickoff 60 yards to the MCC0, touchback.
      M 1-10 M20   MCCALLIE drive start at 09:15 (4th).
      M 1-10 M20   MOORE,Ryan rush for loss of 1 yard to the MCC19 (GALBIERZ,Andrew).
      M 2-11 M19   MOORE,Ryan rush for 11 yards to the MCC30, 1ST DOWN MCC
                   (WILLIS,Kyle).
      M 1-10 M30   FULLAMM,Wayne rush for 1 yard to the MCC31
                   (WILLIS,Kyle;SECKMAN,Preston).
      M 2-9  M31   FULLAMM,Wayne rush for 20 yards to the BA49, 1ST DOWN MCC
                   (McCULLOUGH,Tyle).
      M 1-10 B49   MOORE,Ryan rush for 7 yards to the BA42 (MARTIN,Adam).
      M 2-3  B42   MOORE,Ryan pass incomplete to CLARK,Trey.
      M 3-3  B42   FULLAMM,Wayne rush for loss of 1 yard to the BA43 (SMITH,Tyler).
      M 4-4  B43   MOORE,Ryan punt 33 yards to the BA10, fair catch by ADCOCK,Jefferso.
--------------- 7 plays, 37 yards, TOP 03:10 ---------------

  B 1-10 B10   BRENTWOOD ACADEMY drive start at 06:05 (4th).
  B 1-10 B10   TOWNSEND,Theo rush for 7 yards to the BA17, out-of-bounds.
  B 2-3  B17   ADCOCK,Jefferso pass complete to FUSON,Chad for 50 yards to the MCC33,
               1ST DOWN BA (CLARK,Trey).
  B 1-10 M33   TOWNSEND,Theo rush for 3 yards to the MCC30 (BROCK,Ramsey;PENNINGTON,Davi).
  B 2-7  M30   TOWNSEND,Theo rush for loss of 1 yard to the MCC31 (ROEBUCK,Jed).
  B 3-8  M31   TOWNSEND,Theo rush for 6 yards to the MCC25 (ROEBUCK,Jed).
  B 4-2  M25   VAUGHN,John field goal attempt from 35 GOOD, clock 03:38.

                                 ================================
                                 BRENTWOOD ACADEMY 16, MCCALLIE 14
                                 ================================

--------------- 6 plays, 65 yards, TOP 02:27 ---------------
```

BLISS,Kody kickoff 60 yards to the MCC0, touchback.

M 1-10 M20 MCCALLIE drive start at 03:38 (4th).
M 1-10 M20 MOORE,Ryan pass incomplete to BECHTOL,Claten.
M 2-10 M20 MOORE,Ryan rush for 7 yards to the MCC27 (LAWSON,Josh).
M 3-3 M27 MOORE,Ryan rush for 5 yards to the MCC32, **1ST DOWN MCC** (LAWSON,Josh;WILLIS,Kyle).
M 1-10 M32 MOORE,Ryan pass complete to HALL,Jason for 13 yards to the MCC45 (WILLIS,Kyle), *PENALTY MCC holding 16 yards to the MCC29*.
M 1-13 M29 1st and 13.
M 1-13 M29 *PENALTY BA pass interference 16 yards to the MCC45,* ***1ST DOWN MCC***.
M 1-10 M45 MOORE,Ryan pass incomplete to CLARK,Trey (WILLIS,Kyle).
M 2-10 M45 MOORE,Ryan pass incomplete to BECHTOL,Claten (WILLIS,Kyle).
M 3-10 M45 MOORE,Ryan pass complete to CLARK,Trey for 11 yards to the BA44, **1ST DOWN MCC** (McCULLOUGH,Tyle).
M 1-10 B44 THOMAS,Campbell rush for 12 yards to the BA32, **1ST DOWN MCC** (McCULLOUGH,Tyle).
M 1-10 B32 MOORE,Ryan rush for no gain to the BA32 (GALBIERZ,Andrew).
M 2-10 B32 Timeout McCallie, clock 01:36.
M 2-10 B32 *PENALTY MCC holding 10 yards to the BA42*.
M 2-20 B42 MOORE,Ryan pass incomplete to KIRK,Haddon (MUSTIN,Darren).
M 3-20 B42 MOORE,Ryan pass complete to HALL,Jason for 4 yards to the BA38 (LAWSON,Josh;McTORRY,Chase).
M 4-16 B38 Timeout McCallie, clock 01:11.
M 4-16 B38 MOORE,Ryan pass complete to KIRK,Haddon for 21 yards to the BA17, **1ST DOWN MCC** (McTORRY,Chase;HESSON,R.L.).
M 1-10 B17 MOORE,Ryan rush for 8 yards to the BA9 (WILLIS,Kyle).
M 2-2 B09 Timeout Brentwood Academy, clock 00:31.
M 2-2 B09 FULLAMM,Wayne rush for 2 yards to the BA7, **1ST DOWN MCC** (SMITH,Tyler).
M 1-G B07 THOMAS,Campbell rush for 3 yards to the BA4 (SMITH,Tyler).
M 2-G B04 Timeout McCallie, clock 00:14.
M 2-G B04 MEYER,Trey field goal attempt from 22 GOOD, clock 00:11.

==========
BRENTWOOD ACADEMY 16, MCCALLIE 17
==========

---------- 16 plays, 76 yards, TOP 03:27 ----------

KIRK,Haddon kickoff 50 yards to the BA10, TOWNSEND,Theo return 15 yards to the BA25, out-of-bounds, *PENALTY MCC personal foul 14 yards to the BA39*, 1st and 10, BA ball on BA39.

B 1-10 B39 BRENTWOOD ACADEMY drive start at 00:07 (4th).
B 1-10 B39 ADCOCK,Jefferso pass incomplete to FUSON,Chad.
B 2-10 B39 ADCOCK,Jefferso pass incomplete.
B 3-10 B39 End of 2nd half, clock 00:00.

---------- 2 plays, 0 yards, TOP 00:07 ----------

==========FINAL SCORE==========
BRENTWOOD ACADEMY 16, MCCALLIE 17
==========

Play Breakdown Summary (1st Quarter)

Play Breakdown Summary (Final)
Brentwood Academy vs McCallie (Nov 17, 2001 at Nashville,TN)

Brentwood Academy

Down	RUN	PASS	Total
OVERALL.....	40	19	59
1ST DOWN.....	17	7	24
2ND DOWN-SHORT...	0	1	1
2ND DOWN-MIDDLE..	3	1	4
2ND DOWN-LONG....	9	6	15
3RD DOWN-SHORT...	2	0	2
3RD DOWN-MIDDLE..	1	0	1
3RD DOWN-LONG....	7	4	11
4TH DOWN.....	1	0	1

McCallie

Down	RUN	PASS	Total
OVERALL.....	39	20	59
1ST DOWN.....	18	7	25
2ND DOWN-SHORT...	3	1	4
2ND DOWN-MIDDLE..	4	0	4
2ND DOWN-LONG....	7	6	13
3RD DOWN-SHORT...	4	0	4
3RD DOWN-MIDDLE..	2	0	2
3RD DOWN-LONG....	1	5	6
4TH DOWN.....	0	1	1

Brentwood Academy

Formation	RUN	PASS	Total
.....	40	19	59

McCallie

Formation	RUN	PASS	Total
.....	39	20	59

Play Breakdown

Play Breakdown (Final)
Brentwood Academy vs McCallie (Nov 17, 2001 at Nashville,TN)

Brentwood Academy (Sorted by Play type)

1ST DOWN RUN (17 RUN, 7 PASS)

1-10 B20 #1	2	[ ]
1-10 B32 #1	12	[ ]
1-10 B06 #1	6	[ ]
1-10 M42 #1	3	[ ]
1-10 B10 #1	7	[ ]
1-10 B20 #1	2	[ ]
1-10 M33 #1	3	[ ]
1-10 B45 #11	0	[ ]
1-10 M20 #11	-8	[ ]
1-10 B47 #11	2	[ ]
1-10 M18 #23	1	[ ]
1-6 M06 #23	2	[ ]
1-10 B20 #23	6	[ ]
1-10 B21 #23	3	[ ]
1-10 B36 #3	11	[ ]
1-10 M16 #3	4	[ ]
1-10 M44 #3	13	[ ]

1ST DOWN PASS

1-10 B39 #12	-	[ ]
1-10 B42 #12	-	[ ]
1-10 M37 #12	-	[ ]
1-10 M22 #	INT	[ ]
1-10 B35 #2	1	[ ]
1-10 B45 #45	-	[ ]
1-10 B44 #	SACK	[ ]

2ND-SHORT RUN (0 RUN, 1 PASS)

2ND-SHORT PASS

2-3 B17 #12	50	[ ]

2ND-MIDDLE RUN (3 RUN, 1 PASS)

2-4 B12 #1	3	[ ]
2-6 M12 #23	1	[ ]
2-4 M04 #23	2	[ ]

2ND-MIDDLE PASS

2-4 B26 #12	-	[ ]

2ND-LONG RUN (9 RUN, 6 PASS)

2-10 M37 #1	15	[ ]
2-9 B36 #1	0	[ ]
2-7 M30 #1	-1	[ ]
2-10 B42 #1	0	[ ]
2-18 M28 #1	0	[ ]
2-7 M39 #11	2	[ ]

2ND-LONG PASS

2-8 B22 #12	1	[ ]
2-14 B40 #2	-	[ ]
2-8 B49 #2	9	[ ]
2-10 B45 #2	18	[ ]
2-7 B24 #2	8	[ ]
2-10 B39 #	-	[ ]

```
2-8  B22 #23   1 [    ]
2-9  M17 #3    4 [    ]
2-10 B45 #3    1 [    ]

3RD-SHORT RUN  (2 RUN, 0 PASS)                                  3RD-SHORT PASS
3-2  M02 #1    2 [    ]
3-1  B15 #11   6 [    ]

3RD-MIDDLE RUN  (1 RUN, 0 PASS)                                 3RD-MIDDLE PASS
3-4  B26 #11   3 [    ]

3RD-LONG RUN  (7 RUN, 4 PASS)                                   3RD-LONG PASS
3-8  M31 #1    6 [    ]                                         3-18 M28 #12     - [    ]
3-5  M13 #1   -6 [    ]                                         3-10 B42 #2      - [    ]
3-5  M11 #1    5 [    ]                                         3-9  B46 #     INT [    ]
3-14 B40 #1    8 [    ]                                         3-7  B23 #       - [    ]
3-12 B18 #1   10 [    ]
3-5  M37 #3    4 [    ]
3-9  B36 #3   -2 [    ]

4TH DOWN RUN  (1 RUN, 0 PASS)                                   4TH DOWN PASS
4-11 B34 #TM -12 [    ]
```

Play Breakdown

```
                    Play Breakdown (Final)
        Brentwood Academy vs McCallie (Nov 17, 2001 at Nashville,TN)

                    McCallie (Sorted by Play type)

1ST DOWN RUN  (18 RUN, 7 PASS)                                  1ST DOWN PASS
1-10 B33 #12   3 [    ]                                         1-10 M20 #11     - [    ]
1-10 B32 #12   0 [    ]                                         1-10 M20 #11    17 [    ]
1-10 B49 #12   7 [    ]                                         1-10 M45 #4      - [    ]
1-10 B17 #12   8 [    ]                                         1-10 B43 #4      - [    ]
1-10 M20 #12   9 [    ]                                         1-10 M38 #6      - [    ]
1-10 M20 #12  -1 [    ]                                         1-10 M32 #80    13 [    ]
1-10 M37 #12   2 [    ]                                         1-10 M50 #    SACK [    ]
1-10 M30 #33   1 [    ]
1-10 M39 #33   3 [    ]
1-10 M14 #33   6 [    ]
1-10 M20 #33   4 [    ]
1-10 M20 #34   6 [    ]
1-10 B44 #47  12 [    ]
1-7  B07 #47   3 [    ]
1-10 M18 #47   7 [    ]
1-10 M33 #47   2 [    ]
1-10 M01 #47   1 [    ]
1-10 B46 #47   6 [    ]

2ND-SHORT RUN  (3 RUN, 1 PASS)                                  2ND-SHORT PASS
2-3  M25 #12   1 [    ]                                         2-3  B42 #4      - [    ]
2-1  M29 #12  10 [    ]
2-2  B09 #33   2 [    ]

2ND-MIDDLE RUN  (4 RUN, 0 PASS)                                 2ND-MIDDLE PASS
2-4  B40 #12   7 [    ]
2-6  M24 #12  -4 [    ]
2-4  M26 #33  12 [    ]
2-4  M20 #34  -1 [    ]

2ND-LONG RUN  (7 RUN, 6 PASS)                                   2ND-LONG PASS
2-10 M20 #12   7 [    ]                                         2-10 M45 #11     - [    ]
2-11 M19 #12  11 [    ]                                         2-10 B43 #33     - [    ]
```

```
2-9  M31 #33  20 [    ]
2-8  M35 #33   6 [    ]
2-7  M42 #33  12 [    ]
2-7  B30 #34   5 [    ]
2-8  M39 #47   6 [    ]

3RD-SHORT RUN  (4 RUN, 0 PASS)
3-2  B25 #33  25 [    ]
3-2  M41 #34   1 [    ]
3-2  M45 #47   0 [    ]
3-2  M26 #47   0 [    ]

3RD-MIDDLE RUN  (2 RUN, 0 PASS)
3-3  M27 #12   5 [    ]
3-3  B42 #33  -1 [    ]

3RD-LONG RUN  (1 RUN, 5 PASS)
3-9  M02 #12   5 [    ]

4TH DOWN RUN  (0 RUN, 1 PASS)
```

```
2-18 M42 #33     5 [    ]
2-9  M02 #4      - [    ]
2-20 B42 #6      - [    ]
2-25 M23 #80     - [    ]

3RD-SHORT PASS

3RD-MIDDLE PASS

3RD-LONG PASS
3-10 M45 #4     11 [    ]
3-25 M23 #6      - [    ]
3-10 B43 #80     - [    ]
3-20 B42 #80     4 [    ]
3-5  M19 #    SACK [    ]

4TH DOWN PASS
4-16 B38 #6     21 [    ]
```

2000 Division II Class AA Football Playoffs

November 3 - November 18, 2000 ·

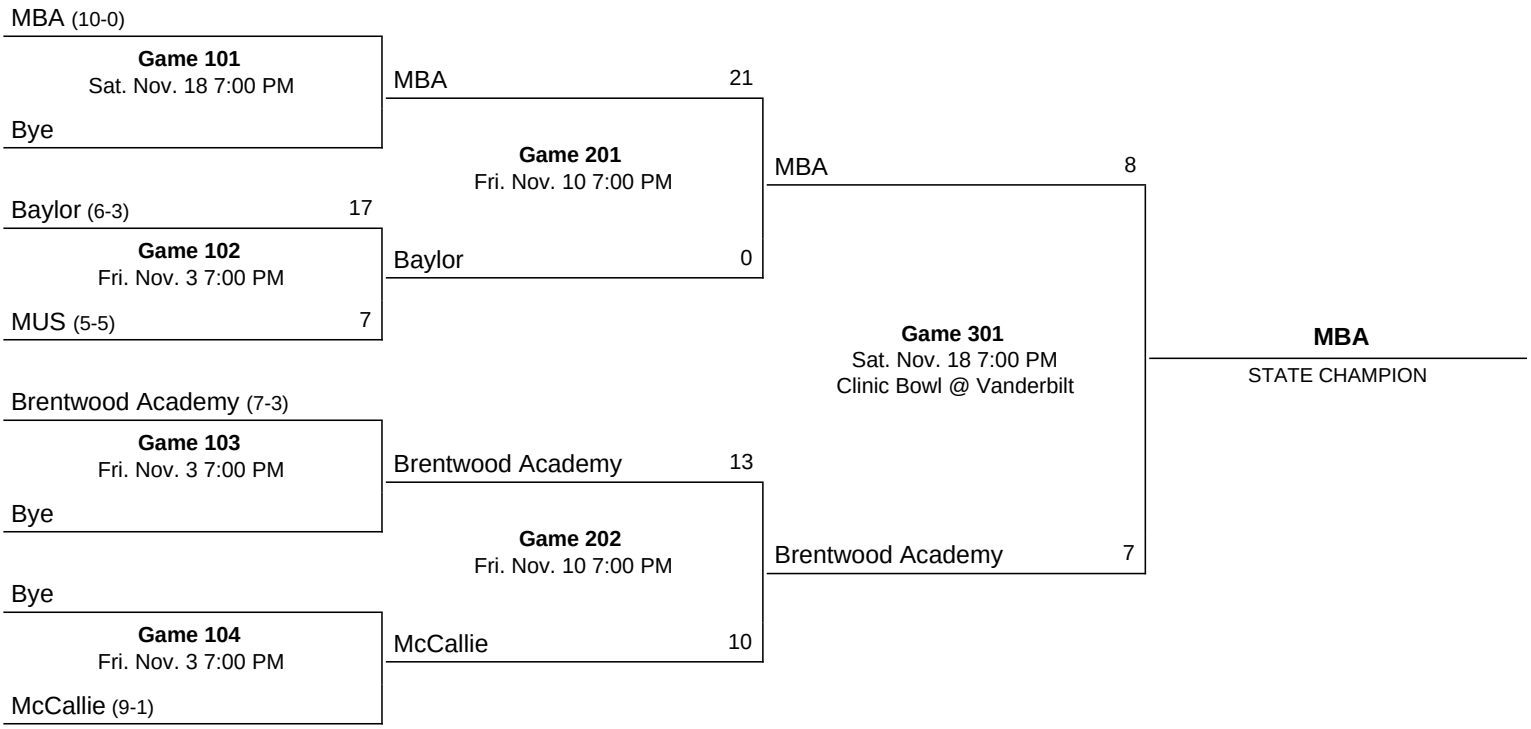

Box Score

Box Score (Final)
Brentwood Academy vs Montgomery Bell Acad (Nov 18, 2000 at Nashville, TN)

Score by Quarters	**1**	**2**	**3**	**4**	**Score**	
Brentwood Academy...	7	0	0	0	- 7	Record: (8-4)
Montgomery Bell Acad	0	0	2	6	- 8	Record: (12-0)

Scoring Summary:

1st 04:21 BA - SLAUGHTER,Jake 1 yd run (VAUGHN,John kick), 10 plays, 63 yards, TOP 6:02, BA 7 - MBA 0
3rd 01:50 MBA - WALL,Zach safety, , BA 7 - MBA 2
4th 09:38 MBA - MORRIS,Dominiqu 21 yd pass from MARTIN,Ingle (MARTIN,Ingle pass failed), 3 plays, 23 yards, TOP 0:55, BA 7 - MBA 8

	BA	MBA
FIRST DOWNS.....	**10**	**8**
RUSHES-YARDS (NET).....	**39-53**	**31-84**
PASSING YDS (NET).....	**106**	**57**
Passes Att-Comp-Int.....	18-12-0	13-5-1
TOTAL OFFENSE PLAYS-YARDS.....	**57-159**	**44-141**
Fumble Returns-Yards.....	0-0	0-0
Punt Returns-Yards.....	2-10	2-24
Kickoff Returns-Yards.....	1-8	2-44
Interception Returns-Yards....	1-3	0-0
Punts (Number-Avg).....	6-41.2	7-37.6
Fumbles-Lost.....	1-1	0-0
Penalties-Yards.....	5-55	7-37
Possession Time.....	27:06	20:54
Sacks By: Number-Yards.....	0-0	5-47

RUSHING: Brentwood Academy-BARNES,Darius 15-34; SLAUGHTER,Jake 10-20; ASHLEY,Ned 1-3; -EAGLES- 1-minus 1; KELLOGG,Jesse 12-minus 3. Montgomery Bell Acad-MARTIN,Ingle 10-39; MURPHY,Reid 12-18; OSEMWEGIE,Moses 5-17; MORRIS,Dominiqu 2-7; EVANS,Mitchell 1-4; TM 1-minus 1.

PASSING: Brentwood Academy-KELLOGG,Jesse 12-18-0-106. Montgomery Bell Acad-MARTIN,Ingle 5-13-1-57.

RECEIVING: Brentwood Academy-FUSON,Chad 5-45; HARRISON,David 2-24; HESSON,R.L. 2-12; BARNES,Darius 2-12; SLAUGHTER,Jake 1-13. Montgomery Bell Acad-MORRIS,Dominiqu 2-33; INGRAM,Steve 1-9; SENSING,Nathan 1-8; BILLIPS,B.J. 1-7.

INTERCEPTIONS: Brentwood Academy-MUSTIN,Darrien 1-3. Montgomery Bell Acad-None.

Stadium: Dudley Field Attendance: 4000
Kickoff time: 5:12p End of Game: 7:20p Total elapsed time: 2:08
Officials: Referee: Julian Sampson; Umpire: Rod Goodner; Linesman: Allen Melton; Line judge: Mike Hammontree; Back judge: Larry Humphrey; Field judge: Steve Jones;
Scorer: CMC Stat Crew;
Temperature: 32 deg Wind: s10-15mp Weather: overcast & cold

Offensive MVP-Jesse Kellogg-BA
Defensive MVP-Moses Osemwegie-MBA

Brentwood Academy vs Montgomery Bell Acad (Nov 18, 2000 at Nashville, TN)

SACKS (UA-A): Brentwood Academy-None. Montgomery Bell Acad-TOMPKINS,Tee 1-1; MORRIS,Dominiqu 0-1; OSEMWEGIE,Moses 0-1; WALL,Zach 1-0; DENBO,Will 0-1.

TACKLES (UA-A): Brentwood Academy-AKERS,Tim 5-2; BOWKER,Clay 4-3; HARRISON,David 4-2; ABERNATHY,Brand 2-4; SLAUGHTER,Jake 2-3; GANICK,Chandler 2-2; McCULLOUGH,Tyle 1-2; THOMPSON,Quinto 1-1; JACOBS,Mikael 1-1; DAVIS,Jermonde 1-0; MARTIN,Chris 1-0; BARNES,Darius 0-1; FUSON,Chad 0-1; JACOBS,Brent 0-1; WILLIAMS,Blake 0-1. Montgomery Bell Acad-OSEMWEGIE,Moses 7-8; WALL,Zach 5-5; TOMPKINS,Tee 3-7; MORRIS,Dominiqu 3-6; INGRAM,Steve 4-4; BILLIPS,B.J. 1-5; WILSON,Andrew 2-3; DENBO,Will 1-3; WYLLY,Cook 0-4; SENSING,Nathan 2-0; MURPHY,Reid 1-0; FRAZIER,Bill 0-1.

Brentwood Academy vs Montgomery Bell Acad (Nov 18, 2000 at Nashville, TN)

Game Starters:

Brentwood Academy

POS	##	OFFENSE
SE	2	DAVIS,Jermonde
LT	74	NELSON,Graham
LG	69	HUSBAND,Andrew
C	64	GANICK,Chandler
RG	72	BERRY,Michael
RT	60	BOURGEOIS,Taylo
TE	96	96
FL	12	FUSON,Chad
FB	44	SLAUGHTER,Jake
TB	14	BARNES,Darius
QB	7	KELLOGG,Jesse

POS	##	DEFENSE
WE	29	MUSTIN,Darrien
LT	54	AKERS,Tim
LG	51	JACOBS,Brent
RG	64	GANICK,Chandler
RT	60	BOURGEOIS,Taylo
SE	17	BOWKER,Clay
LB	44	SLAUGHTER,Jake
LB	30	ABERNATHY,Brand
CB	5	THOMPSON,Quinto
CB	2	DAVIS,Jermonde
FS	11	McCULLOUGH,Tyle

Montgomery Bell Acad

POS	##	OFFENSE
QB	10	MARTIN,Ingle
FB	31	OSEMWEGIE,Moses
TB	7	MURPHY,Reid
SE	1	MORRIS,Dominiqu
FL	81	SENSING,Nathan
C	62	RUSSELL,Ian
RG	63	DENBO,Will
RT	73	SMITH,Hulsey
LG	53	LILES,William
LT	59	LILES,Leighton
TE	5	BILLIPS,B.J.

POS	##	DEFENSE
FS	7	MURPHY,Reid
SS	1	MORRIS,Dominiqu
RC	3	INGRAM,Steve
LC	11	JACKSON,Tate
LB	31	OSEMWEGIE,Moses
LB	66	WALL,Zach
DE	5	BILLIPS,B.J.
DE	83	WYLLY,Cook
DT	78	WILSON,Andrew
DT	63	DENBO,Will
N	55	TOMPKINS,Tee

Player participation:

Brentwood Academy: 4-ASHLEY,Ned, 6-VAUGHN,John, 15-JACOBS,Mikael, 16-MARTIN,Chris, 18-BUSS,Kody, 27-WILLIAMS,Blake, 28-HARRISON,David, 45-HESSON,R.L..

Montgomery Bell Acad: 21-EVANS,Mitchell, 89-FRAZIER,Bill.

Team Statistics

Team Statistics (Final)
CLINIC BOWL - 2000
Brentwood Academy vs Montgomery Bell Acad (Nov 18, 2000 at Nashville, TN)

	BA	MBA
FIRST DOWNS.....	**10**	**8**
Rushing.....	4	4
Passing.....	6	2
Penalty.....	0	2
Rushing Attempts.....	39	31
Yards Gained Rushing.....	112	103
Yards Lost Rushing.....	59	19
NET YARDS RUSHING.....	**53**	**84**
NET YARDS PASSING.....	**106**	**57**
Passes Attempted.....	18	13
Passes Completed.....	12	5
Had Intercepted.....	0	1
TOTAL OFFENSIVE PLAYS.....	**57**	**44**
TOTAL NET YARDS.....	**159**	**141**
Average Gain Per Play.....	2.8	3.2
Fumbles: Number-Lost.....	1-1	0-0
Penalties: Number-Yards.....	5-55	7-37
Number of Punts-Yards.....	6-247	7-263
Average Per Punt.....	41.2	37.6
Punt Returns: Number-Yards....	2-10	2-24
Kickoff Returns: Number-Yards.	1-8	2-44
Interceptions: Number-Yards...	1-3	0-0
Fumble Returns: Number-Yards..	0-0	0-0
Miscellaneous Yards.....	0	0
Possession Time.....	27:06	20:54
Third-Down Conversions.....	6 of 15	3 of 12
Fourth-Down Conversions.....	1 of 1	0 of 1
Sacks By: Number-Yards.....	0-0	5-47

Play-by-Play Summary (1st Quarter)

```
                Brentwood Academy wins toss and defers to 2nd half, MBA will receive

                BUSS,Kody kickoff 59 yards to the MBA1, MARTIN,Ingle return 23 yards to the
                MBA24 (MARTIN,Chris).
      M 1-10 M24   MURPHY,Reid rush for loss of 3 yards to the MBA21 (HARRISON,David).
      M 2-13 M21   MARTIN,Ingle pass incomplete (HARRISON,David).
      M 3-13 M21   EVANS,Mitchell rush for 4 yards to the MBA25
                   (BOWKER,Clay;McCULLOUGH,Tyle).
      M 4-9  M25   MARTIN,Ingle punt 38 yards to the BA37, downed.
--------------- 3 plays, 1 yards, TOP 01:37 ---------------

  B 1-10 B37   BRENTWOOD ACADEMY drive start at 10:23 (1st).
  B 1-10 B37   KELLOGG,Jesse pass complete to FUSON,Chad for 7 yards to the BA44
               (INGRAM,Steve;OSEMWEGIE,Moses).
  B 2-3  B44   KELLOGG,Jesse pass complete to HARRISON,David for 11 yards to the MBA45,
               1ST DOWN BA (OSEMWEGIE,Moses).
  B 1-10 M45   BARNES,Darius rush for 22 yards to the MBA23, 1ST DOWN BA (MURPHY,Reid).
  B 1-10 M23   SLAUGHTER,Jake rush for 5 yards to the MBA18 (WILSON,Andrew).
  B 2-5  M18   BARNES,Darius rush for 1 yard to the MBA17 (MORRIS,Dominiqu;TOMPKINS,Tee).
  B 3-4  M17   KELLOGG,Jesse pass complete to HARRISON,David for 13 yards to the MBA4,
               1ST DOWN BA (WYLLY,Cook;MORRIS,Dominiqu).
  B 1-G  M04   PENALTY MBA offside defense 2 yards to the MBA2.
  B 1-G  M02   BARNES,Darius rush for no gain to the MBA2 (OSEMWEGIE,Moses).
  B 2-G  M02   BARNES,Darius rush for 1 yard to the MBA1 (DENBO,Will;TOMPKINS,Tee).
  B 3-G  M01   SLAUGHTER,Jake rush for no gain to the MBA1 (BILLIPS,B.J.).
  B 4-G  M01   SLAUGHTER,Jake rush for 1 yard to the MBA0, TOUCHDOWN, clock 04:21.
               VAUGHN,John kick attempt good.

                          ==========================================
                          BRENTWOOD ACADEMY 7, MONTGOMERY BELL ACAD 0
                          ==========================================

--------------- 10 plays, 63 yards, TOP 06:02 ---------------

                BUSS,Kody kickoff 60 yards to the MBA0, touchback.
      M 1-10 M20   MONTGOMERY BELL ACAD drive start at 04:21 (1st).
      M 1-10 M20   MARTIN,Ingle rush for 1 yard to the MBA21 (JACOBS,Mikael).
      M 2-9  M21   MARTIN,Ingle pass complete to SENSING,Nathan for 8 yards to the MBA29
                   (BOWKER,Clay).
      M 3-1  M29   OSEMWEGIE,Moses rush for no gain to the MBA29 (BOWKER,Clay).
      M 4-1  M29   Timeout Montgomery Bell Acad, clock 02:46.
      M 4-1  M29   MARTIN,Ingle punt 28 yards to the BA43, downed.
--------------- 3 plays, 9 yards, TOP 01:46 ---------------

  B 1-10 B43   BRENTWOOD ACADEMY drive start at 02:35 (1st).
  B 1-10 B43   BARNES,Darius rush for loss of 4 yards to the BA39 (OSEMWEGIE,Moses).
  B 2-14 B39   KELLOGG,Jesse pass complete to BARNES,Darius for 2 yards to the BA41
               (OSEMWEGIE,Moses;INGRAM,Steve).
  B 3-12 B41   KELLOGG,Jesse rush for 3 yards to the BA44 (OSEMWEGIE,Moses).
  B 4-9  B44   BUSS,Kody punt 41 yards to the MBA15, MORRIS,Dominiqu return 3 yards to the
               MBA18 (FUSON,Chad;WILLIAMS,Blake).
--------------- 3 plays, 1 yards, TOP 02:12 ---------------

      M 1-10 M18   MONTGOMERY BELL ACAD drive start at 00:23 (1st).
      M 1-10 M18   MARTIN,Ingle pass incomplete to BILLIPS,B.J..
      M 2-10 M18   MORRIS,Dominiqu rush for 5 yards to the MBA23 (GANICK,Chandler).

                          ============END OF 1st QUARTER=============
                          BRENTWOOD ACADEMY 7, MONTGOMERY BELL ACAD 0
                          ==========================================
```

Play-by-Play Summary (2nd quarter)

M 3-5 M23 Start of 2nd quarter, clock 12:00.
M 3-5 M23 MARTIN,Ingle rush for 4 yards to the MBA27 (BARNES,Darius;ABERNATHY,Brand).
M 4-1 M27 MARTIN,Ingle punt 31 yards to the BA42, HESSON,R.L. return 7 yards to the BA49 (WALL,Zach;WYLLY,Cook).

---------- 3 plays, 9 yards, TOP 01:06 ----------

B 1-10 B49 BRENTWOOD ACADEMY drive start at 11:17 (2nd).
B 1-10 B49 KELLOGG,Jesse pass complete to HESSON,R.L. for 6 yards to the MBA45 (OSEMWEGIE,Moses;BILLIPS,B.J.).
B 2-4 M45 BARNES,Darius rush for 3 yards to the MBA42 (INGRAM,Steve).
B 3-1 M42 SLAUGHTER,Jake rush for 2 yards to the MBA40, **1ST DOWN BA** (WALL,Zach).
B 1-10 M40 SLAUGHTER,Jake rush for 4 yards to the MBA36 (DENBO,Will).
B 2-6 M36 KELLOGG,Jesse pass incomplete to FUSON,Chad.
B 3-6 M36 KELLOGG,Jesse rush for 8 yards to the MBA28, **1ST DOWN BA** (WALL,Zach).
B 1-10 M28 *PENALTY BA delay of game 5 yards to the MBA33*.
B 1-15 M33 *PENALTY MBA offside defense 5 yards to the MBA28*.
B 1-10 M28 KELLOGG,Jesse pass complete to SLAUGHTER,Jake for 13 yards to the MBA15 (OSEMWEGIE,Moses), *PENALTY BA clipping 15 yards to the MBA30*.
B 1-12 M30 1st and 12.
B 1-12 M30 BARNES,Darius rush for 2 yards to the MBA28 (MORRIS,Dominiqu).
B 2-10 M28 SLAUGHTER,Jake rush for 2 yards to the MBA26 (WILSON,Andrew).
B 3-8 M26 Timeout Brentwood Academy, clock 07:15.
B 3-8 M26 KELLOGG,Jesse pass complete to FUSON,Chad for 11 yards to the MBA15, **1ST DOWN BA** (INGRAM,Steve).
B 1-10 M15 SLAUGHTER,Jake rush for no gain to the MBA15 (WALL,Zach).
B 2-10 M15 KELLOGG,Jesse sacked to the MBA31, fumble by KELLOGG,Jesse recovered by MBA DENBO,Will at MBA31.

---------- 12 plays, 20 yards, TOP 05:30 ----------

M 1-10 M31 MONTGOMERY BELL ACAD drive start at 05:47 (2nd).
M 1-10 M31 MARTIN,Ingle rush for 1 yard to the MBA32 (McCULLOUGH,Tyle).
M 2-9 M32 Timeout Montgomery Bell Acad, clock 05:07.
M 2-9 M32 MURPHY,Reid rush for 3 yards to the MBA35 (AKERS,Tim), *PENALTY BA face mask 15 yards to the MBA50, **1ST DOWN MBA***.
M 1-10 M50 1st and 10.
M 1-10 M50 MURPHY,Reid rush for 2 yards to the BA48 (BOWKER,Clay;HARRISON,David).
M 2-8 B48 Timeout Montgomery Bell Acad, clock 04:01.
M 2-8 B48 MURPHY,Reid rush for 2 yards to the BA46 (BOWKER,Clay).
M 3-6 B46 MARTIN,Ingle pass complete to BILLIPS,B.J. for 7 yards to the BA39, **1ST DOWN MBA** (ABERNATHY,Brand;SLAUGHTER,Jake).
M 1-10 B39 OSEMWEGIE,Moses rush for 2 yards to the BA37 (HARRISON,David).
M 2-8 B37 MARTIN,Ingle pass incomplete to BILLIPS,B.J..
M 3-8 B37 MARTIN,Ingle pass intercepted by MUSTIN,Darrien at BA24, MUSTIN,Darrien return 3 yards to the BA27 (SENSING,Nathan).

---------- 8 plays, 32 yards, TOP 03:08 ----------

B 1-10 B27 BRENTWOOD ACADEMY drive start at 02:39 (2nd).
B 1-10 B27 BARNES,Darius rush for 3 yards to the BA30 (BILLIPS,B.J.;OSEMWEGIE,Moses).
B 2-7 B30 BARNES,Darius rush for loss of 3 yards to the BA27 (TOMPKINS,Tee).
B 3-10 B27 BARNES,Darius rush for 3 yards to the BA30 (WALL,Zach).
B 4-7 B30 BUSS,Kody punt 51 yards to the MBA19, downed.

---------- 3 plays, 3 yards, TOP 02:04 ----------

M 1-10 M19 MONTGOMERY BELL ACAD drive start at 00:35 (2nd).
M 1-10 M19 MARTIN,Ingle pass incomplete to SENSING,Nathan (THOMPSON,Quinto).
M 2-10 M19 *PENALTY MBA illegal participation 5 yards to the MBA14*.
M 2-15 M14 MARTIN,Ingle rush for loss of 1 yard to the MBA13 (AKERS,Tim).
M 3-16 M13 Timeout Brentwood Academy, clock 00:18.
M 3-16 M13 OSEMWEGIE,Moses rush for 8 yards to the MBA21 (HARRISON,David).
M 4-8 M21 Timeout Brentwood Academy, clock 00:11.

```
     M 4-8  M21   MARTIN,Ingle punt 41 yards to the BA38, downed.
--------------- 3 plays, 2 yards, TOP 00:33 ---------------

  B 1-10 B38   BRENTWOOD ACADEMY drive start at 00:02 (2nd).
  B 1-10 B38   -EAGLES- rush for loss of 1 yard to the BA37.
  B 2-11 B37   End of 1st half, clock 00:00.

                            ============END OF 2nd QUARTER=============
                            BRENTWOOD ACADEMY 7, MONTGOMERY BELL ACAD 0
                            ============================================
```

Play-by-Play Summary (3rd quarter)

```
  B 2-11 B37   Start of 3rd quarter, clock 12:00, MBA ball on MBA40.
                   Brentwood Academy will receive ball to start 2nd half
--------------- 1 plays, minus 1 yards, TOP 00:02 ---------------

                   MARTIN,Ingle kickoff 60 yards to the BA0, touchback.
  B 1-10 B20   BRENTWOOD ACADEMY drive start at 12:00 (3rd).
  B 1-10 B20   KELLOGG,Jesse pass complete to HESSON,R.L. for 6 yards to the BA26
               (INGRAM,Steve).
  B 2-4  B26   KELLOGG,Jesse pass incomplete to FUSON,Chad.
  B 3-4  B26   SLAUGHTER,Jake rush for 2 yards to the BA28 (TOMPKINS,Tee;BILLIPS,B.J.).
  B 4-2  B28   BUSS,Kody punt 37 yards to the MBA35, fair catch by MORRIS,Dominiqu,
               PENALTY BA kick catching interference 15 yards to the MBA50, 1ST DOWN
               MBA, 1st and 10, MBA ball on MBA50.
--------------- 3 plays, 8 yards, TOP 00:51 ---------------

      M 1-10 M50   MONTGOMERY BELL ACAD drive start at 11:09 (3rd).
      M 1-10 M50   MURPHY,Reid rush for 13 yards to the BA37, 1ST DOWN MBA
                   (HARRISON,David;McCULLOUGH,Tyle).
      M 1-10 B37   MORRIS,Dominiqu rush for 2 yards to the BA35
                   (THOMPSON,Quinto;SLAUGHTER,Jake).
      M 2-8  B35   MURPHY,Reid rush for 2 yards to the BA33 (AKERS,Tim;ABERNATHY,Brand).
      M 3-6  B33   MARTIN,Ingle rush for 5 yards to the BA28 (ABERNATHY,Brand).
      M 4-1  B28   PENALTY MBA false start 5 yards to the BA33.
      M 4-6  B33   MARTIN,Ingle pass incomplete to BILLIPS,B.J., dropped pass.
--------------- 5 plays, 17 yards, TOP 02:23 ---------------

  B 1-10 B33   BRENTWOOD ACADEMY drive start at 08:46 (3rd).
  B 1-10 B33   BARNES,Darius rush for 2 yards to the BA35 (OSEMWEGIE,Moses;WALL,Zach).
  B 2-8  B35   BARNES,Darius rush for 2 yards to the BA37 (WILSON,Andrew;OSEMWEGIE,Moses).
  B 3-6  B37   KELLOGG,Jesse rush for 15 yards to the MBA48, 1ST DOWN BA
               (WALL,Zach;FRAZIER,Bill).
  B 1-10 M48   Timeout Brentwood Academy, clock 07:11.
  B 1-10 M48   KELLOGG,Jesse sacked for loss of 11 yards to the BA41
               (TOMPKINS,Tee;DENBO,Will).
  B 2-21 B41   BARNES,Darius rush for 6 yards to the BA47 (MORRIS,Dominiqu;BILLIPS,B.J.).
  B 3-15 B47   KELLOGG,Jesse rush for 1 yard to the BA48 (MORRIS,Dominiqu).
  B 4-14 B48   BUSS,Kody punt 29 yards to the MBA23, downed.
--------------- 6 plays, 15 yards, TOP 03:41 ---------------

      M 1-10 M23   MONTGOMERY BELL ACAD drive start at 05:05 (3rd).
      M 1-10 M23   MARTIN,Ingle pass complete to INGRAM,Steve for 9 yards to the MBA32
                   (THOMPSON,Quinto).
      M 2-1  M32   MURPHY,Reid rush for loss of 10 yards to the MBA22 (AKERS,Tim).
      M 3-11 M22   PENALTY MBA delay of game 5 yards to the MBA17.
      M 3-16 M17   MARTIN,Ingle rush for 11 yards to the MBA28 (BOWKER,Clay).
      M 4-5  M28   MARTIN,Ingle punt 53 yards to the BA19, downed.
--------------- 3 plays, 5 yards, TOP 02:18 ---------------

  B 1-10 B19   BRENTWOOD ACADEMY drive start at 02:47 (3rd).
  B 1-10 B19   PENALTY BA false start 5 yards to the BA14.
  B 1-15 B14   KELLOGG,Jesse pass incomplete to FUSON,Chad.
  B 2-15 B14   BARNES,Darius rush for no gain to the BA14 (WILSON,Andrew;TOMPKINS,Tee).
  B 3-15 B14   KELLOGG,Jesse sacked for loss of 14 yards to the BA0 (WALL,Zach), WALL,Zach
               safety, clock 01:50.

                          ==========================================
                          BRENTWOOD ACADEMY 7, MONTGOMERY BELL ACAD 2
                          ==========================================

--------------- 3 plays, minus 19 yards, TOP 00:57 ---------------
```

```
                BUSS,Kody kickoff 47 yards to the MBA33, MARTIN,Ingle return 21 yards to the
                BA46 (JACOBS,Mikael;ABERNATHY,Brand).
      M 1-10 B46   MONTGOMERY BELL ACAD drive start at 01:41 (3rd).
      M 1-10 B46   MURPHY,Reid rush for loss of 2 yards to the BA48 (HARRISON,David).
      M 2-12 B48   OSEMWEGIE,Moses rush for 3 yards to the BA45 (SLAUGHTER,Jake).
      M 3-9  B45   MARTIN,Ingle pass incomplete to MORRIS,Dominiqu.
      M 4-9  B45   MARTIN,Ingle punt 39 yards to the BA6, downed.
--------------- 3 plays, 1 yards, TOP 01:41 ---------------


                            ============END OF 3rd QUARTER=============
                            BRENTWOOD ACADEMY 7, MONTGOMERY BELL ACAD 2
                            ===========================================
```

Play-by-Play Summary (4th quarter)

```
  B 1-10 B06   Start of 4th quarter, clock 12:00.
  B 1-10 B06   ASHLEY,Ned rush for 3 yards to the BA9 (WILSON,Andrew;INGRAM,Steve).
  B 2-7  B09   SLAUGHTER,Jake rush for 3 yards to the BA12 (OSEMWEGIE,Moses).
  B 3-4  B12   BARNES,Darius rush for loss of 4 yards to the BA8 (MORRIS,Dominiqu).
  B 4-8  B08   BUSS,Kody punt 36 yards to the BA44, MARTIN,Ingle return 21 yards to the
               BA23, out-of-bounds.
--------------- 3 plays, 2 yards, TOP 01:27 ---------------

      M 1-10 B23   MONTGOMERY BELL ACAD drive start at 10:33 (4th).
      M 1-10 B23   PENALTY MBA holding 10 yards to the BA33.
      M 1-20 B33   MARTIN,Ingle pass complete to MORRIS,Dominiqu for 12 yards to the BA21
                   (DAVIS,Jermonde).
      M 2-8  B21   MARTIN,Ingle pass incomplete to MURPHY,Reid (BOURGEOIS,Taylo).
      M 3-8  B21   Timeout Montgomery Bell Acad, clock 09:48.
      M 3-8  B21   MARTIN,Ingle pass complete to MORRIS,Dominiqu for 21 yards to the BA0,
                   1ST DOWN MBA, TOUCHDOWN, clock 09:38.
      M 1-G  B02   Timeout Montgomery Bell Acad, clock 09:38.
                   MARTIN,Ingle pass attempt failed.

                          ==========================================
                          BRENTWOOD ACADEMY 7, MONTGOMERY BELL ACAD 8
                          ==========================================

--------------- 3 plays, 23 yards, TOP 00:55 ---------------

                   MARTIN,Ingle kickoff 45 yards to the BA15, FUSON,Chad return 8 yards to
                   the BA23 (SENSING,Nathan).
  B 1-10 B23   BRENTWOOD ACADEMY drive start at 09:32 (4th).
  B 1-10 B23   KELLOGG,Jesse pass complete to FUSON,Chad for 7 yards to the BA30
               (INGRAM,Steve;WYLLY,Cook).
  B 2-3  B30   SLAUGHTER,Jake rush for 1 yard to the BA31 (BILLIPS,B.J.;TOMPKINS,Tee).
  B 3-2  B31   KELLOGG,Jesse sacked for loss of 5 yards to the BA26
               (MORRIS,Dominiqu;OSEMWEGIE,Moses).
  B 4-7  B26   BUSS,Kody punt 53 yards to the MBA21, downed.
--------------- 3 plays, 3 yards, TOP 02:08 ---------------

      M 1-10 M21   MONTGOMERY BELL ACAD drive start at 07:24 (4th).
      M 1-10 M21   MURPHY,Reid rush for loss of 1 yard to the MBA20
                   (JACOBS,Brent;GANICK,Chandler).
      M 2-11 M20   MARTIN,Ingle rush for 12 yards to the MBA32, 1ST DOWN MBA
                   (SLAUGHTER,Jake).
      M 1-10 M32   OSEMWEGIE,Moses rush for 4 yards to the MBA36
                   (GANICK,Chandler;AKERS,Tim).
      M 2-6  M36   MURPHY,Reid rush for no gain to the MBA36 (AKERS,Tim).
      M 3-6  M36   MARTIN,Ingle rush for 7 yards to the MBA43, 1ST DOWN MBA,
                   out-of-bounds.
      M 1-10 M43   MURPHY,Reid rush for 12 yards to the BA45, 1ST DOWN MBA
                   (SLAUGHTER,Jake;BOWKER,Clay).
      M 1-10 B45   MARTIN,Ingle rush for no gain to the BA45 (ABERNATHY,Brand).
      M 2-10 B45   MURPHY,Reid rush for no gain to the BA45 (GANICK,Chandler).
      M 3-10 B45   MARTIN,Ingle rush for loss of 1 yard to the BA46 (AKERS,Tim).
      M 4-11 B46   PENALTY MBA delay of game 5 yards to the MBA49.
      M 4-16 M49   MARTIN,Ingle punt 33 yards to the BA18, HESSON,R.L. return 3 yards to
                   the BA21 (MORRIS,Dominiqu;OSEMWEGIE,Moses).
--------------- 9 plays, 28 yards, TOP 05:16 ---------------

  B 1-10 B21   BRENTWOOD ACADEMY drive start at 02:08 (4th).
  B 1-10 B21   KELLOGG,Jesse rush for 6 yards to the BA27 (OSEMWEGIE,Moses).
  B 2-4  B27   KELLOGG,Jesse pass complete to BARNES,Darius for 10 yards to the BA37,
               1ST DOWN BA (WALL,Zach;DENBO,Will).
  B 1-10 B37   KELLOGG,Jesse rush for 6 yards to the BA43 (TOMPKINS,Tee).
```

```
  B 2-4  B43   Timeout Brentwood Academy, clock 01:19.
  B 2-4  B43   KELLOGG,Jesse pass incomplete to BARNES,Darius.
  B 3-4  B43   KELLOGG,Jesse pass complete to FUSON,Chad for 8 yards to the MBA49, 1ST
               DOWN BA (MORRIS,Dominiqu;WYLLY,Cook).
  B 1-10 M49   KELLOGG,Jesse sacked for loss of 1 yard to the BA50 (TOMPKINS,Tee).
  B 2-11 B50   Timeout Brentwood Academy, clock 00:39.
  B 2-11 B50   KELLOGG,Jesse pass complete to FUSON,Chad for 12 yards to the MBA38, 1ST
               DOWN BA (INGRAM,Steve).
  B 1-10 M38   KELLOGG,Jesse rush for 5 yards to the MBA33 (TOMPKINS,Tee;WALL,Zach).
  B 2-5  M33   KELLOGG,Jesse pass incomplete.
  B 3-5  M33   KELLOGG,Jesse pass incomplete to HESSON,R.L. (INGRAM,Steve).
  B 4-5  M33   BUSS,Kody field goal attempt from 51 MISSED, spot at MBA20, clock 00:02.
--------------- 11 plays, 46 yards, TOP 02:06 ---------------

      M 1-10 M20   TM rush for loss of 1 yard to the MBA19.
      M 2-11 M19   End of 2nd half, clock 00:00.
--------------- 1 plays, minus 1 yards, TOP 00:02 ---------------

                          ================FINAL SCORE================
                          BRENTWOOD ACADEMY 7, MONTGOMERY BELL ACAD 8
                          ===========================================
```

1999 Division II Class AA Football Playoffs

November 5 - November 20, 1999 ·



Notes:

1998 Division II Class AA Football Playoffs

November 6 - November 22, 1998 ·

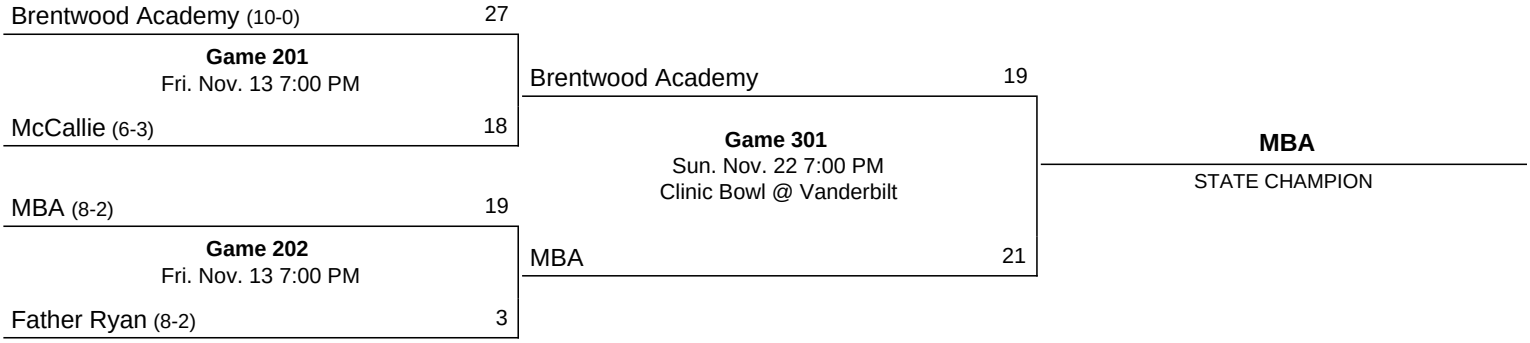

Box Score

Box Score (Final)
Montgomery Bell vs Brentwood Academy (Nov 21, 1998 at Nashville, Tenn.)

Score by Quarters	**1**	**2**	**3**	**4**	**Score**	
Montgomery Bell.....	7	14	0	0	- 21	Record: (10-2)
Brentwood Academy...	0	12	0	7	- 19	Record: (11-1)

Scoring Summary:

1st 08:29 MBA - Jonas Rodriguez 3 yd pass from John Thompson (Jay Davis kick), 5 plays, 20 yards, TOP 2:40, MBA 7 - BA 0
2nd 11:55 MBA - David McIntosh 7 yd run (Jay Davis kick), 7 plays, 81 yards, TOP 2:50, MBA 14 - BA 0
06:49 BA - Benjamin Walker 23 yd run (G. Barksdale kick failed), 9 plays, 79 yards, TOP 5:06, MBA 14 - BA 6
06:30 MBA - David McIntosh 63 yd run (Jay Davis kick), 1 play, 63 yards, TOP 0:19, MBA 21 - BA 6
02:05 BA - Benjamin Walker 1 yd run (Benjamin Walker rush failed), 7 plays, 81 yards, TOP 4:25, MBA 21 - BA 12
4th 11:17 BA - Brandon Potter 14 yd pass from Benjamin Walker (G. Barksdale kick), 5 plays, 31 yards, TOP 2:20, MBA 21 - BA 19

	MBA	BA
FIRST DOWNS.....	**13**	**12**
RUSHES-YARDS (NET).....	**33-223**	**40-250**
PASSING YDS (NET).....	**83**	**81**
Passes Att-Comp-Int.....	12-6-0	13-7-1
TOTAL OFFENSE PLAYS-YARDS.....	**45-306**	**53-331**
Fumble Returns-Yards.....	0-0	0-0
Punt Returns-Yards.....	0-0	1-5
Kickoff Returns-Yards.....	4-46	3-51
Interception Returns-Yards....	1-0	0-0
Punts (Number-Avg).....	2-36.0	3-30.3
Fumbles-Lost.....	6-2	1-1
Penalties-Yards.....	3-30	2-10
Possession Time.....	18:31	29:29
Sacks By: Number-Yards.....	3-17	0-0

RUSHING: Montgomery Bell-David McIntosh 12-158; Jonas Rodriguez 8-45; Todd Prevost 3-23; Barton Simmons 1-9; Ingle Martin 2-0; John Thompson 7-minus 12. Brentwood Academy-Ian Bass 18-138; Benjamin Walker 16-105; Jody Locke 5-6; Jonathan Leddy 1-1.

PASSING: Montgomery Bell-John Thompson 5-7-0-85; Ingle Martin 1-5-0-minus 2. Brentwood Academy-Benjamin Walker 7-12-1-81; Eric Settle 0-1-0-0.

RECEIVING: Montgomery Bell-H. Hillenmeyer 2-51; Jay Davis 2-4; Blake Bergeron 1-25; Jonas Rodriguez 1-3. Brentwood Academy-Brandon Potter 5-59; Laveil Allen 1-16; Eric Settle 1-6.

INTERCEPTIONS: Montgomery Bell-Cole Barfield 1-0. Brentwood Academy-None.

Stadium: Vanderbilt Stadium Attendance: 3200
Kickoff time: 7 pm End of Game: 9:10 pm Total elapsed time: 2:10
Officials: Referee: Bill Malone; Umpire: Dick Pack; Linesman: M. McKenzie; Line judge: Bill Marbert; Back judge: John Troy; Scorer: Brent Ross;
Temperature: Wind: Weather:

Offensive MVP: David McIntosh
Defensive MVP: Tate Rich

Montgomery Bell vs Brentwood Academy (Nov 21, 1998 at Nashville, Tenn.)

SACKS (UA-A): Montgomery Bell-Tate Rich 0-2; Todd Prevost 1-0; David Farrell 0-1; Clark Lea 0-1. Brentwood Academy-None.

TACKLES (UA-A): Montgomery Bell-Barton Simmons 1-9; Carlton Stewart 3-6; Tate Rich 0-9; Ingle Martin 2-5; Todd Prevost 2-5; David McIntosh 1-6; Clark Lea 0-6; Moses Osemwegie 1-4; David Farrell 1-3; Cole Barfield 1-2; H. Hillenmeyer 1-1; James Pitman 1-1; K.B. Parkes 0-2; Mike Bass 0-1; Andrew Ellis 0-1; James Greek 0-1. Brentwood Academy-Ian Bass 3-3; Benjamin Walker 1-5; Justin Allen 0-5; Jonathan Leddy 0-4; Mikie Patton 0-4; Laveil Allen 3-0; David Harrison 0-3; Jody Locke 1-1; Brandon Potter 1-1; Eric Settle 0-2; David Murphy 0-2; Randy Ferragina 0-2; 54 0-2; G. Barksdale 1-0; Scott Wells 1-0; Roy Schuyler 0-1; Josh Willoughby 0-1; Justin Uselton 0-1; Chad Milam 0-1.

Player participation:

Montgomery Bell: 3-Barton Simmons, 5-Jonas Rodriguez, 6-H. Hillenmeyer, 9-David McIntosh, 10-Ingle Martin, 12-James Greek,
16-John Thompson, 20-Jay Davis, 22-Carlton Stewart, 29-Andrew Ellis, 31-Moses Osemwegie, 34-Mike Bass, 35-Clark Lea,
38-K.B. Parkes, 45-Todd Prevost, 48-Tate Rich, 54-Will Caldwell,63-David Farrell, 64-Cole Barfield, 75-James Pitman, 80-Blake Bergeron.

Brentwood Academy: 2-Brandon Potter, 3-Benjamin Walker, 7-Laveil Allen, 13-Randy Ferragina, 19-Jonathan Holt, 20-Jody Locke,
21-Mikie Patton, 23-Justin Allen, 28-Eric Settle, 30-Ian Bass, 31-Chad Milam, 34-Jonathan Leddy, 41-David Murphy,
60-Justin Uselton, 64-Scott Wells, 71-Josh Willoughby, 77-Roy Schuyler, 82-G. Barksdale, 93-David Harrison.

Play-by-Play Summary (1st Quarter)

```
                Brentwood wins toss and elect to receive. MBA to defend north goal.
  M 1-10 M40    MBA ball on MBA40.

                Jay Davis kickoff 60 yards to the BA0, touchback.
      B 1-10 B20   Ian Bass rush for no gain to the BA20 (Todd Prevost;David Farrell).
      B 2-10 B20   Jody Locke rush to the BA20, fumble forced by David McIntosh, fumble by
                   Jody Locke recovered by MBA David McIntosh at BA20.
--------------- 2 plays, 0 yards, TOP 00:51 ---------------

  M 1-10 B20    MONTGOMERY BELL drive start at 11:09 (1st).
  M 1-10 B20    Jonas Rodriguez rush over right tackle for 9 yards to the BA11 (Jonathan
                Leddy;Roy Schuyler).
  M 2-1  B11    Jonas Rodriguez rush right for 3 yards to the BA8, 1ST DOWN MBA (Ian
                Bass).
  M 1-G  B08    Jonas Rodriguez rush right for 2 yards to the BA6 (Jonathan Leddy;Mikie
                Patton).
  M 2-G  B06    John Thompson rush right for 3 yards to the BA3 (54;Ian Bass).
  M 3-G  B03    John Thompson pass complete to Jonas Rodriguez for 3 yards to the BA0,
                TOUCHDOWN, clock 08:29.
                Jay Davis kick attempt good.

                              ======================================
                              MONTGOMERY BELL 7, BRENTWOOD ACADEMY 0
                              ======================================

--------------- 5 plays, 20 yards, TOP 02:40 ---------------

                Jay Davis kickoff 59 yards to the BA1, Jody Locke return 17 yards to the
                BA18, out-of-bounds (K.B. Parkes;Tate Rich).
      B 1-10 B18   BRENTWOOD ACADEMY drive start at 08:29 (1st).
      B 1-10 B18   Benjamin Walker rush up middle for 19 yards to the BA37, 1ST DOWN
                   BA (Carlton Stewart).
      B 1-10 B37   Ian Bass rush over left tackle for 2 yards to the BA39 (Tate Rich;Clark
                   Lea).
      B 2-8  B39   Ian Bass rush up middle for 3 yards to the BA42 (James Pitman;Tate
                   Rich).
      B 3-5  B42   Benjamin Walker pass incomplete to Eric Settle (Ingle Martin).
      B 4-5  B42   Jonathan Leddy punt 37 yards to the MBA21, fair catch by Jonas
                   Rodriguez.
--------------- 4 plays, 24 yards, TOP 02:07 ---------------

  M 1-10 M21    MONTGOMERY BELL drive start at 06:22 (1st).
  M 1-10 M21    Jonas Rodriguez rush left for 1 yard to the MBA22 (Ian Bass).
  M 2-9  M22    Ingle Martin pass incomplete to Barton Simmons (David Harrison).
  M 3-9  M22    Ingle Martin pass incomplete to Barton Simmons.
  M 4-9  M22    Ingle Martin punt 41 yards to the BA37, Jody Locke return 5 yards to the
                BA42 (David McIntosh;James Greek).
--------------- 3 plays, 1 yards, TOP 01:01 ---------------

      B 1-10 B42   BRENTWOOD ACADEMY drive start at 05:21 (1st).
      B 1-10 B42   Benjamin Walker pass complete to Brandon Potter for 1 yard to the BA43,
                   out-of-bounds (David McIntosh;Barton Simmons).
      B 2-9  B43   Benjamin Walker pass complete to Brandon Potter for 8 yards to the MBA49
                   (Barton Simmons;Todd Prevost).
      B 3-1  M49   Ian Bass rush over left tackle for 8 yards to the MBA41, 1ST DOWN
                   BA (Ingle Martin;Barton Simmons).
      B 1-10 M41   Timeout Brentwood Academy, clock 04:02.
      B 1-10 M41   Eric Settle pass incomplete to Laveil Allen.
      B 2-10 M41   Jody Locke rush right for 1 yard to the MBA40 (Barton Simmons;Carlton
                   Stewart).
```

B 3-9 M40 Benjamin Walker rush for 1 yard to the MBA39.
B 4-8 M39 Jonathan Leddy punt 20 yards to the MBA19, downed.
---------- 6 plays, 19 yards, TOP 02:36 ----------

M 1-10 M19 MONTGOMERY BELL drive start at 02:45 (1st).
M 1-10 M19 Jonas Rodriguez rush up middle to the MBA22, fumble by Jonas Rodriguez recovered by MBA Will McMurray at MBA26.
M 2-3 M26 John Thompson pass complete to Blake Bergeron for 25 yards to the BA49, **1ST DOWN MBA** (Mikie Patton;Jody Locke).
M 1-10 B49 Todd Prevost rush up middle for 2 yards to the BA47 (Scott Wells).
M 2-8 B47 John Thompson pass complete to H. Hillenmeyer for 23 yards to the BA24, **1ST DOWN MBA** (Benjamin Walker;Brandon Potter).
M 1-10 B24 Ingle Martin rush over left tackle for 6 yards to the BA18 (Benjamin Walker;Josh Willoughby).
M 2-4 B18 David McIntosh rush up middle for 11 yards to the BA7, **1ST DOWN MBA** (Laveil Allen).

==========END OF 1st QUARTER==========
MONTGOMERY BELL 7, BRENTWOOD ACADEMY 0
==========

Play-by-Play Summary (2nd quarter)

```
M 1-G  B07   Start of 2nd quarter, clock 12:00.
  M 1-G  B07   David McIntosh rush left for 7 yards to the BA0, TOUCHDOWN, clock 11:55.
               Jay Davis kick attempt good.

                            ========================================
                            MONTGOMERY BELL 14, BRENTWOOD ACADEMY 0
                            ========================================

--------------- 7 plays, 81 yards, TOP 02:50 ---------------

               Jay Davis kickoff 59 yards to the BA1, Jody Locke return 20 yards to the
               BA21 (Andrew Ellis;Moses Osemwegie).
      B 1-10 B21   BRENTWOOD ACADEMY drive start at 11:55 (2nd).
      B 1-10 B21   Ian Bass rush up middle for 3 yards to the BA24 (H. Hillenmeyer).
      B 2-7  B24   Ian Bass rush over left tackle for 20 yards to the BA44, 1ST DOWN
                   BA (Clark Lea;Tate Rich).
      B 1-10 B44   Benjamin Walker rush for 8 yards to the MBA48 (David McIntosh;Clark
                   Lea).
      B 2-2  M48   Benjamin Walker pass incomplete to Brandon Potter.
      B 3-2  M48   Ian Bass rush over left tackle for 17 yards to the MBA31, 1ST DOWN
                   BA (Ingle Martin).
      B 1-10 M31   Jody Locke rush right for 5 yards to the MBA26 (Ingle Martin;Carlton
                   Stewart).
      B 2-5  M26   Jonathan Leddy rush over left tackle for 1 yard to the MBA25 (Clark
                   Lea;Moses Osemwegie).
      B 3-4  M25   Timeout Montgomery Bell, clock 07:40.
      B 3-4  M25   Ian Bass rush up middle for 2 yards to the MBA23 (Todd Prevost;David
                   McIntosh).
      B 4-2  M23   Timeout Brentwood Academy, clock 06:58.
      B 4-2  M23   Benjamin Walker rush for 23 yards to the MBA0, 1ST DOWN BA,
                   TOUCHDOWN, clock 06:49.
                   G. Barksdale kick attempt failed.

                            ========================================
                            MONTGOMERY BELL 14, BRENTWOOD ACADEMY 6
                            ========================================

--------------- 9 plays, 79 yards, TOP 05:06 ---------------

                   G. Barksdale kickoff 36 yards to the MBA24, Todd Prevost return 13 yards
                   to the MBA37 (Chad Milam;Justin Allen).
  M 1-10 M37   MONTGOMERY BELL drive start at 06:49 (2nd).
  M 1-10 M37   David McIntosh rush over right tackle for 63 yards to the BA0, 1ST DOWN
               MBA, TOUCHDOWN, clock 06:30.
               Jay Davis kick attempt good.

                            ========================================
                            MONTGOMERY BELL 21, BRENTWOOD ACADEMY 6
                            ========================================

--------------- 1 plays, 63 yards, TOP 00:19 ---------------

               Jay Davis kickoff 55 yards to the BA5, Laveil Allen return 14 yards to the
               BA19 (Mike Bass;K.B. Parkes).
      B 1-10 B19   BRENTWOOD ACADEMY drive start at 06:30 (2nd).
      B 1-10 B19   Benjamin Walker rush draw play for 6 yards to the BA25 (James Pitman).
      B 2-4  B25   Ian Bass rush up middle for 2 yards to the BA27 (Todd Prevost;Moses
                   Osemwegie).
      B 3-2  B27   Ian Bass rush up middle for 58 yards to the MBA15, 1ST DOWN BA
                   (Carlton Stewart), PENALTY MBA face mask 8 yards to the MBA7.
      B 1-2  M07   1st and 7.
      B 1-G  M07   Benjamin Walker rush draw play for 1 yard to the MBA6 (Moses Osemwegie).
```

B 2-G M06 Benjamin Walker sacked for loss of 5 yards to the MBA11 (Tate Rich;David Farrell).
B 3-G M11 Benjamin Walker pass complete to Brandon Potter for 10 yards to the MBA1 (Carlton Stewart).
B 4-G M01 Benjamin Walker rush quarterback sneek for 1 yard to the MBA0, TOUCHDOWN, clock 02:05.
Benjamin Walker rush attempt failed.

==========
MONTGOMERY BELL 21, BRENTWOOD ACADEMY 12
==========

---------- 7 plays, 81 yards, TOP 04:25 ----------

G. Barksdale kickoff 35 yards to the MBA25, Todd Prevost return 9 yards to the MBA34 (Randy Ferragina;David Murphy).
M 1-10 M34 MONTGOMERY BELL drive start at 02:05 (2nd).
M 1-10 M34 Ingle Martin pass incomplete to Todd Prevost.
M 2-10 M34 Timeout Montgomery Bell, clock 01:54.
M 2-10 M34 David McIntosh rush for 23 yards to the BA43, **1ST DOWN MBA**, out-of-bounds (Laveil Allen).
M 1-10 B43 Todd Prevost rush up middle for 18 yards to the BA25, **1ST DOWN MBA** (Benjamin Walker;Justin Allen).
M 1-10 B25 Ingle Martin rush left for 4 yards to the BA21 (Benjamin Walker), *PENALTY MBA illegal motion 5 yards to the BA30*, NO PLAY.
M 1-15 B30 John Thompson pass incomplete to Jay Davis (Brandon Potter).
M 2-15 B30 Ingle Martin pass incomplete to Jay Davis (Brandon Potter).
M 3-15 B30 Ingle Martin pass complete to Jay Davis for loss of 2 yards to the BA32.
M 4-17 B32 Jay Davis field goal attempt from 48 MISSED, spot at BA20, clock 00:11.
---------- 7 plays, 34 yards, TOP 01:54 ----------

B 1-10 B20 Benjamin Walker rush for loss of 1 yard to the BA19.
B 2-11 B19 End of 1st half, clock 00:00.

==========END OF 2nd QUARTER==========
MONTGOMERY BELL 21, BRENTWOOD ACADEMY 12
==========

Play-by-Play Summary (3rd quarter)

```
B 2-11 B19   Start of 3rd quarter, clock 12:00.
                   MBA to receive. Brentwood Academy to kick and defend south goal.
      B 2-11 B19   Start of 3rd quarter, clock 12:00, BA ball on BA40.
--------------- 1 plays, minus 1 yards, TOP 00:11 ---------------
                   G. Barksdale kickoff 45 yards to the MBA15, David McIntosh return 22
                   yards to the MBA37 (G. Barksdale).
  M 1-10 M37   MONTGOMERY BELL drive start at 12:00 (3rd).
  M 1-10 M37   Jonas Rodriguez rush up middle for 14 yards to the BA49, 1ST DOWN MBA
               (Benjamin Walker).
  M 1-10 B49   Barton Simmons rush right for 9 yards to the BA40, out-of-bounds (Mikie
               Patton;Justin Allen).
  M 2-1  B40   Todd Prevost rush up middle for 3 yards to the BA37, 1ST DOWN MBA (Ian Bass).
  M 1-10 B37   David McIntosh rush right for 7 yards to the BA30 (Benjamin Walker;Mikie
               Patton).
  M 2-3  B30   David McIntosh rush up middle for 4 yards to the BA26, 1ST DOWN MBA
               (David Harrison;Jonathan Leddy).
  M 1-10 B26   David McIntosh rush over left tackle for 5 yards to the BA21 (David
               Harrison;Justin Allen).
  M 2-5  B21   Jonas Rodriguez rush up middle for 4 yards to the BA17 (Jonathan
               Leddy;Justin Uselton).
  M 3-1  B17   Timeout Montgomery Bell, clock 08:44.
  M 3-1  B17   John Thompson rush to the BA17, fumble by John Thompson recovered by MBA
               John Thompson at BA18.
  M 4-2  B18   Jay Davis field goal attempt from 36 MISSED, spot at BA20, clock 07:59.
--------------- 9 plays, 45 yards, TOP 04:01 ---------------
      B 1-10 B20   Benjamin Walker rush for loss of 4 yards to the BA16 (Barton Simmons).
      B 2-14 B16   Benjamin Walker pass complete to Laveil Allen for 16 yards to the BA32,
                   1ST DOWN BA (Carlton Stewart;Moses Osemwegie).
      B 1-10 B32   Ian Bass rush for 1 yard to the BA33 (Barton Simmons;David Farrell).
      B 2-9  B33   Benjamin Walker pass incomplete, PENALTY MBA pass interference 17
                   yards to the BA50, 1ST DOWN BA, NO PLAY.
      B 1-10 B50   Benjamin Walker rush for 7 yards to the MBA43 (Barton Simmons;Tate Rich).
      B 2-3  M43   Benjamin Walker pass incomplete to Brandon Potter.
      B 3-3  M43   Timeout Brentwood Academy, clock 05:16.
      B 3-3  M43   Benjamin Walker rush left for 32 yards to the MBA11, 1ST DOWN BA
                   (Ingle Martin;David McIntosh).
      B 1-10 M11   Jody Locke rush for loss of 3 yards to the MBA14 (Clark Lea;Tate Rich).
      B 2-13 M14   Benjamin Walker pass complete to Eric Settle for 6 yards to the MBA8
                   (Ingle Martin).
      B 3-7  M08   Benjamin Walker pass incomplete to Laveil Allen.
      B 4-7  M08   Jonathan Holt field goal attempt from 26 MISSED, spot at MBA20, clock
                   03:02.
--------------- 10 plays, 72 yards, TOP 04:57 ---------------
  M 1-10 M20   John Thompson rush to the MBA20, fumble by John Thompson recovered by MBA
               John Thompson at MBA19.
  M 2-11 M19   John Thompson pass complete to H. Hillenmeyer for 28 yards to the MBA47,
               1ST DOWN MBA (Benjamin Walker;Ian Bass).
  M 1-10 M47   John Thompson rush to the MBA45, fumble by John Thompson recovered by MBA
               Jonas Rodriguez at MBA37.
  M 2-20 M37   Timeout Montgomery Bell, clock 01:46.
  M 2-20 M37   Ingle Martin rush to the MBA37, fumble by Ingle Martin recovered by BA Ian
               Bass at MBA31.
--------------- 4 plays, 11 yards, TOP 01:25 ---------------
      B 1-10 M31   BRENTWOOD ACADEMY drive start at 01:37 (3rd).
      B 1-10 M31   Ian Bass rush up middle for 7 yards to the MBA24 (Barton Simmons;Ingle
                   Martin).
      B 2-3  M24   Ian Bass rush over left tackle for no gain to the MBA24 (David Farrell).
      B 3-3  M24   Ian Bass rush up middle for 11 yards to the MBA13, 1ST DOWN BA
                   (David McIntosh;Ingle Martin).
                           ===========END OF 3rd QUARTER===========
                           MONTGOMERY BELL 21, BRENTWOOD ACADEMY 12
                           ========================================
```

Play-by-Play Summary (4th quarter)

B 1-10 M13 Start of 4th quarter, clock 12:00.
B 1-10 M13 Ian Bass rush over right tackle for loss of 1 yard to the MBA14 (Tate Rich;Barton Simmons).
B 2-11 M14 Benjamin Walker pass complete to Brandon Potter for 14 yards to the MBA0, **1ST DOWN BA**, TOUCHDOWN, clock 11:17.
G. Barksdale kick attempt good.

==========
MONTGOMERY BELL 21, BRENTWOOD ACADEMY 19
==========

---------- 5 plays, 31 yards, TOP 02:20 ----------

G. Barksdale kickoff 57 yards to the MBA3, Jonas Rodriguez return 2 yards to the MBA5 (Randy Ferragina;David Murphy).
M 1-10 M05 MONTGOMERY BELL drive start at 11:17 (4th).
M 1-10 M05 John Thompson pass complete to Jay Davis for 6 yards to the MBA11 (Justin Allen;Eric Settle).
M 2-4 M11 David McIntosh rush left for 14 yards to the MBA25, **1ST DOWN MBA** (Jody Locke).
M 1-10 M25 David McIntosh rush right for 14 yards to the MBA39, **1ST DOWN MBA**, out-of-bounds (Brandon Potter).
M 1-10 M39 John Thompson pass incomplete to H. Hillenmeyer.
M 2-10 M39 David McIntosh rush up middle for 4 yards to the MBA43 (David Harrison;54).
M 3-6 M43 David McIntosh rush left for 4 yards to the MBA47, out-of-bounds (Laveil Allen).
M 4-2 M47 Ingle Martin punt 31 yards to the BA22, fair catch by Jody Locke.
---------- 6 plays, 42 yards, TOP 02:21 ----------

B 1-10 B22 BRENTWOOD ACADEMY drive start at 08:56 (4th).
B 1-10 B22 Timeout Montgomery Bell, clock 08:56.
B 1-10 B22 Ian Bass rush for loss of 1 yard to the BA21 (Carlton Stewart;H. Hillenmeyer).
B 2-11 B21 *PENALTY BA delay of game 5 yards to the BA16*.
B 2-16 B16 Benjamin Walker sacked for loss of 7 yards to the BA9 (Tate Rich;Clark Lea), *PENALTY BA illegal formation declined*.
B 3-23 B09 Benjamin Walker rush for 21 yards to the BA30 (Carlton Stewart;Cole Barfield).
B 4-2 B30 Jonathan Leddy punt 34 yards to the MBA36, fair catch by Jonas Rodriguez.
---------- 3 plays, 8 yards, TOP 02:42 ----------

M 1-10 M36 MONTGOMERY BELL drive start at 06:14 (4th).
M 1-10 M36 MBA ball on MBA37.
M 1-10 M37 David McIntosh rush up middle for 2 yards to the MBA39 (Ian Bass;Eric Settle).
M 2-8 M39 Jonas Rodriguez rush to the MBA40, fumble by Jonas Rodriguez recovered by BA Laveil Allen at MBA44.
---------- 2 plays, 7 yards, TOP 00:48 ----------

B 1-10 M44 BRENTWOOD ACADEMY drive start at 05:26 (4th).
B 1-10 M44 Jody Locke rush up middle for 3 yards to the MBA41 (Todd Prevost).
B 2-7 M41 Benjamin Walker sacked for loss of 5 yards to the MBA46 (Todd Prevost).
B 3-12 M46 Benjamin Walker rush draw play for 8 yards to the MBA38 (Carlton Stewart;Barton Simmons).
B 4-4 M38 Timeout Brentwood Academy, clock 03:27.
B 4-4 M38 Benjamin Walker pass complete to Brandon Potter for 26 yards to the MBA12, **1ST DOWN BA** (David McIntosh).
B 1-10 M12 Ian Bass rush up middle for 3 yards to the MBA9 (Cole Barfield;Todd Prevost).
B 2-7 M09 *PENALTY BA delay of game 5 yards to the MBA14*.
B 2-12 M14 Ian Bass rush over right tackle for 3 yards to the MBA11 (Cole

```
                    Barfield).
      B 3-9  M11    Benjamin Walker pass intercepted by Cole Barfield at MBA5, Cole Barfield
                    return 0 yards to the MBA5.
--------------- 7 plays, 33 yards, TOP 04:14 ---------------

  M 1-10 M05   MONTGOMERY BELL drive start at 01:12 (4th).
  M 1-10 M05   Timeout Montgomery Bell, clock 01:12.
  M 1-10 M05   John Thompson rush for loss of 1 yard to the MBA4.
  M 2-11 M04   John Thompson rush for loss of 1 yard to the MBA3.
  M 3-12 M03   John Thompson rush for loss of 1 yard to the MBA2.
  M 4-13 M02   End of 2nd half, clock 00:00.
--------------- 3 plays, minus 3 yards, TOP 01:12 ---------------

                              ===============FINAL SCORE==============
                              MONTGOMERY BELL 21, BRENTWOOD ACADEMY 19
                              ========================================
```

1996 Class 5A Football Playoffs

November 8 - December 7, 1996

Notes:

1996

TEAMS	1	2	3	4	TOTAL
Brentwood Academy	7	7	14	0	28
Jefferson County	0	0	0	7	7

—SCORING SUMMARY—

TEAM SCORING	PLAYER SCORING AND HOW	QUARTER	EXTRA PT.	TIME REMAINING	KEY PLAY IN DRIVE—	SCORE NOW
Brentwood Academy	#42 Tito Lee scored 1yd run	1st	Kick good	7:09	#20 Kirston Biggers 80yd pass interception	Brentwood Acad. 7 Jeff Co 0
Brentwood Academy	#84 Ryan Huskey 15yd pass from #7 Lance Phillips	2nd	Kick good	4:53		Brent Acad 14 Jeff Co 0
Brentwood Academy	#84 Ryan Huskey 35yd pass from #7 Lance Phillips	3rd	Kick good	8:37		Brentwood Acad. 21 Jeff Cty. 0
Brentwood Academy	#42 Tito Lee 4yd run	3rd	Kick good	5:45	#29 Bo Clift 36yd pass reception from #7 Lance Phillips	Brentwood Acad 28 Jeff City 0
Jeff County	#1 Charles Gilbert 3yd run	4th	Kick good	10:34	#22 Milton Walls pass interception	Brentwood Acad 28 Jeff City 7

NCAA QUICKIE STATISTICS

First Quarter | Half | Third Quarter | Final

(Circle One)

MVPs
OFF-- LANCE PHILLIPS (BA)
DEF- KURSTON BIGGERS (BA)

ATTN- 18,200 (est.)

TEAM

	JEFFERSON CO. Visitors	BRENTWOOD ACADEMY Home
Score	7	28
First Downs	8	18
Rushes—Yardage (Net)	34 — 67	37 — 186
Passing Yardage (Net)	106	185
Rushing—Yardage Lost	-20	-8
*Return Yardage (Net)	50	135
Passes—Att.-Comp.-Int.	13 — 9 - 1	12 — 8 - 2
Total Offense—Yards	173	371
Punts (Number-Average)	6 — 31.7	1 — 17.0
Fumbles—Lost	1 — 0	2 — 1
Penalties—Yards	2 — 10	2 — 15
Possession Time	25:22	22:38

*Return of Punts, Intercepted Passes and Fumbles (not kickoffs).

INDIVIDUAL LEADERS

JEFFERSON CO. — Visitors

Rushing	Att.	Net Yards	TD	Long
RICKY UPTON	17	70	0	17
CHARLES GILBERT	11	4	1	5

Passing	Att.-Comp.-Int.	Yds.	TD	Sacks
CHARLES GILBERT	13 - 9 - 1	106	0	3

Pass Receiving	No.	Yards	TD	Long
MILTON WOODS	5	90	0	37
JASON KELLEY	2	19	0	12
BRIAN MILLER	1	5	0	5

Punting	No.	Avg.	Long
JOHN MAY	6	31.7	40

BRENTWOOD ACADEMY — Home

Rushing	Att.	Net Yards	TD	Long
KURSTON BIGGERS	19	102	0	15
TITO LEE	11	51	2	16
IAN BASS	6	31	0	7

Passing	Att.-Comp.-Int.	Yds.	TD	Sacks
LANCE PHILLIPS	12 - 8 - 2	185	2	0

Pass Receiving	No.	Yards	TD	Long
RYAN HUSKEY	3	80	2	45
BO CLIFT	2	50	0	36
KURSTON BIGGERS	2	27	0	27

Punting	No.	Avg.	Long
RYAN BENEFIELD	1	17.0	17

Copyright 1984 National Collegiate Athletic Association

NCAA QUICKIE STATISTICS

First Quarter | Half | Third Quarter | Final

(Circle One)

TEAM

	Jefferson Co. Visitors	Brentwood Academy Home
Score	0	14
First Downs	4	7
Rushes—Yardage (Net)	19 — 43	16 — 67
Passing Yardage (Net)	49	100
Rushing—Yardage Lost	-7	-4
*Return Yardage (Net)	10	134
Passes—Att.-Comp.-Int.	8 — 5 - 1	6 — 4 - 1
Total Offense—Yards	92	167
Punts (Number-Average)	4 — 30.5	0 — 0
Fumbles—Lost	0 — 0	2 — 1
Penalties—Yards	0 — 0	2 — 15
Possession Time	15:07	8:53

*Return of Punts, Intercepted Passes and Fumbles (not kickoffs).

INDIVIDUAL LEADERS

Jefferson Co. — Visitors

Rushing	Att.	Net Yards	TD	Long
Ricky Upton	11	41	0	17

Passing	Att.-Comp.-Int.	Yds.	TD	Sacks
Charles Gilbert	8 - 5 - 1	49	0	1

Pass Receiving	No.	Yards	TD	Long
Milton Woods	3	37	0	15
Jason Kelley	1	7	0	7
Brian Miller	1	5	0	5

Punting	No.	Avg.	Long
John May	4	30.5	35

Brentwood Academy — Home

Rushing	Att.	Net Yards	TD	Long
Kurston Biggers	7	42	0	15
Ian Bass	3	14	0	6
Tito Lee	6	11	1	4

Passing	Att.-Comp.-Int.	Yds.	TD	Sacks
Lance Phillips	6 - 4 - 1	100	1	0

Pass Receiving	No.	Yards	TD	Long
Ryan Husky	2	45	1	30
Eric Settle	1	28	0	28
Kurston Biggers	1	27	0	27

Punting	No.	Avg.	Long
—			

Copyright 1984 National Collegiate Athletic Association

Defensive Statistics

Jefferson Co.

TOTALS

PLAYER	NO.	TACKLES	ASSISTS	INT.	FUMBLE RECOVERY	QB SACKS	OTHER	T	A	INT	FR	SACK	O
Josh Moffat	9	IIII						4					
Jake Bacon	75	~~IIII~~						5					
James Clevenger	51												
Kevin Fugi	69	~~IIII~~	II					5	2				
Jay Bell	32	I						1					
Justin Schrader	56	~~IIII~~ IIII	III					9	3				
John May	4	I			I			1			I		
Charles Bryant	25	II						2					
Luke Holland	13	~~IIII~~	III	22 1-10				5	3	1-32			
Milton Woods	22	II		1-18				2		1-18			
Brian Miller	34	I	I					1	1				
Courtney Gillis	8	II						2					
Jason Kelly	14	I	II					1	2				
Brian Cate	7	I						1					
Joe Carthen	33	I						1					

Defensive Statistics

BRENTWOOD ACADEMY

TOTALS

PLAYER	NO.	TACKLES	ASSISTS	INT.	FUMBLE RECOVERY	QB SACKS	OTHER	T	A	INT	FR	SACK	O
AUSTIN KEMP	12	~~IIII~~	I					5	1				
CRAWFORD SMITH	69	~~IIII~~ I	II			I		6	2			1	
JEFF METZGER	60	~~III~~ II	III					7	3				
JASON ROWLETT	72	II						2					
RYAN BENEFIELD	89	I						1					
TITO LEE	42	IIII	III			I		4	3			1	
IAN BASS	30	~~IIII~~ II	I			1		7	1			1	
B.J. JORDAN	38	III						3					
BO CLIFT	29	I						1					
JIM CLARK	44	I	II					1	2				
KIRSTON BIGGERS	20	~~IIII~~		1-80				5		1-80			
WES WOOD	64	II						2					
RYAN HUSKEY	84	I						1					
JUSTIN ALLEN	23		I						1				
MATT BROWN	24	I						1					
LANCE PHILLIPS	7		I						1				

1996 TSSAA Clinic Bowl
5A Final
Brentwood Academy vs. Jefferson County
Vanderbilt Stadium - Dec. 7, 1996

FIRST QUARTER PLAY-BY-PLAY

12:00- Brentwood Acad. wins the toss. Defers. Jeff. Cty. will receive.
Clift to kick off for BA. Taken at the 4 by Woods. Tackled at JC21.

1-10	JC21	Upton runs up the middle for 5.
2-5	JC26	Upton runs left, gains 2.
3-2	JC28	Upton off of left tackle, goes for 17. FIRST DOWN.
1-10	JC45	Upton again, carries for 2 yds.
2-8	JC47	Upton goes into the pile, gets another pair.
3-6	JC49	Gilbert's pass complete to Woods for 13. FIRST DOWN.
1-10	BA38	Upton up the middle, 2 yard gain.
2-8	BA36	B. Miller into the pile, gets 2.
* 3-6	BA34	Biggers picks off Gilbert at the 19, runs 80 yards to JC1. INT.

7:12- BA ball.

1-G	JC~~X~~ 1	Lee goes in for the TOUCHDOWN. Clift's PAT is GOOD. Brentwood Academy 7, Jefferson Cty. 0

7:09- Clift to kick off. Taken by Woods at the 5, knoecked down at the JC23.

1-10	JC23	Upton carries, gets a yard.
2-9	JC24	Miller bobbles pitch, knocked for a loss of two.
3-11	JC22	Gilbert overthrows his receiver, incomplete.
4-11	JC22	May in to punt. Fieldeed at the BA43 by Huskey. Out at JC43.

5:28- BA ball.

1-10	JC43	Lee straight ahead for three.
2-7	JC40	Bass runs off left tackle, gains 6.
3-1	JC34	Lee ahead for 4.
1-10	JC30	Biggers cuts twice, runs for 15. FIRST DOWN.
1-10	JC15	Bass to the right for 4.
2-6	JC11	Biggers runs rioht, gets four.
3-2	JC7	Lee stopped short of the marker, gains a yard.
4-1	JC6	Lee into the pile...does not make it. No gain. TURNOVER/DOWNS.

1:04- JC takes over.

1-10	JC6	Gilbert sneaks ahead for a yard.
2-9	JC7	Upton goes left for 2.

END OF QUARTER

Brentwood Academy 7, Jefferson County 0.

1995 Class 5A Football Playoffs

November 3 - December 2, 1995

First Round	Second Round	Quarterfinals	Semifinals	Championship
South Doyle (8-2) 7	Bearden 37			
Fri. Nov. 3 7:30 PM	Fri. Nov. 10 7:30 PM	Bearden 6		
Bearden (5-5) 14				
Red Bank (7-2) 36			Riverdale 35	
Fri. Nov. 3 7:30 PM	Red Bank 17	Fri. Nov. 17 7:30 PM		
Gallatin (5-5) 6				
Riverdale (8-2) 39	Riverdale 10			
Fri. Nov. 3 7:30 PM	Fri. Nov. 10 7:30 PM	Riverdale 17		
McMinn Co. (5-5) 21				
Sevier Co. (6-4) 3				Riverdale 16
Fri. Nov. 3 7:30 PM	Oak Ridge 7		Fri. Nov. 24 7:30 PM	
Oak Ridge (9-0) 27				
Soddy-Daisy (8-2) 0				
Fri. Nov. 3 7:30 PM	Lebanon 22			
Lebanon (6-0) 24	Fri. Nov. 10 7:30 PM	Lebanon 28		
Morristown East (7-3) 0				
Fri. Nov. 3 7:30 PM	Clinton 16			
Clinton (7-2) 19		Fri. Nov. 17 7:30 PM		
Farragut (8-2) 23			Farragut 6	
Fri. Nov. 3 7:30 PM	Farragut 65			
Dobyns Bennett (7-3) 13	7 OT Fri. Nov. 10 7:30 PM	Farragut 35		
Bradley Central (6-4) 14				
Fri. Nov. 3 7:30 PM	Bradley Central 64			
Mt. Juliet (8-2) 7				
				Sat. Dec. 2 7 PM Clinic Bowl @ Vanderbilt
Brentwood Academy (10-0) 57				**Brentwood Academy** STATE CHAMPION
Fri. Nov. 3 7:30 PM	Brentwood Academy 27			
Hunters Lane (6-4) 10	Fri. Nov. 10 7:30 PM	Brentwood Academy 7		
Munford (7-3) 35				
Fri. Nov. 3 7:30 PM	Munford 0		Brentwood Academy 35	
Memphis Central (6-3) 0		Fri. Nov. 17 7:30 PM		
Whitehaven (7-2) 0				
Fri. Nov. 3 7:30 PM	Bartlett 21			
Bartlett (4-5) 10	Fri. Nov. 10 7:30 PM	Clarksville Northeast 3		
Franklin (7-3) 0				
Fri. Nov. 3 7:30 PM	Clarksville Northeast 35			
Clarksville Northeast (10-0) 35				
			Fri. Nov. 24 7:30 PM	
Germantown (9-0) 39				
Fri. Nov. 3 7:30 PM	Germantown 18			Brentwood Academy 27
Fairley (4-6) 6		Henry Co. 30		
Franklin Co. (7-3) 18	Fri. Nov. 10 7:30 PM			
Fri. Nov. 3 7:30 PM	Henry Co. 22			
Henry Co. (8-2) 20				
MBA (9-1) 10		Fri. Nov. 17 7:30 PM	MBA 10	
Fri. Nov. 3 7:30 PM	MBA 14			
Lincoln Co. (6-4) 3				
Jackson Central-Merry (5-5) 14	Fri. Nov. 10 7:30 PM	MBA 37		
Fri. Nov. 3 7:30 PM	Jackson Central-Merry 10			
Christian Brothers (8-1) 7				

Notes:

CLINIC BOWL

TENNESSEE HIGH SCHOOL FOOTBALL CHAMPIONSHIPS

CLASS 5-A

Sat., December 2, 1995
Dudley Field Vanderbilt University Stadium
7:00 P.M.

MURFREESBORO RIVERDALE VS. BRENTWOOD ACADEMY

SCORE: Brentwood Academy 27 Riverdale 16

FINAL RECORDS: Brentwood Academy (15-0)

Riverdale (12-3)

MVP: Offensive- Eric Locke (Riverdale)

Defensive- Tito Lee (BA)

ATTENDANCE: 28,500 (est.)

NCAA OFFICIAL SCORING SUMMARY

Brentwood Academy (Visitor) vs. Riverdale (Home)

Overall Record Now 15-0 Stadium Vanderbilt Overall Record Now 12-3

Date Dec 2 19 95 Site Nashville, TN (City, State) Attendance 28,500 (est.)

Score by Quarters	1	2	3	4	OT	Final
(V) Brentwood Academy	7	7	6	7		27
(H) Riverdale	3	7	0	6		16

Sample: FSU (Team)	1 (Qtr.)	7:43 (Time Left)	John Smith 36 Pass from Bill Jones (Scoring Play)	Tim Brown Kick (Conversion)	7-64 (Drive Play-Yds.)	7-0 (Score)
BA	1	4:26	Austin Kemp 2 Run	Bo Clift Kick	8-80	7-0
Riverdale	1	1:17	Ryan Miller 20 FG		7-69	7-3
BA	2	3:04	Kemp 1 Run	Clift Kick	10-95	14-3
Riverdale	2	2:00	Ryan Maloney 6 Pass from Eric Locke	Miller kick	2-70	14-10
BA	3	3:39	Kemp 1 Run	kick failed	18-80	20-10
BA	4	11:07	Kurston Biggers 15 Run	Clift Kick	5-76	27-10
Riverdale	4	2:02	Maloney 10 Pass from Locke	kick failed	4-51	27-16

Time of Game: Kickoff 7:30 End of Game 9:40 Total Elapsed Time 2:10

Officials

Temperature ____ Wind ____ at ____ MPH Weather

Copyright 1995 National Collegiate Athletic Association

NCAA QUICKIE STATISTICS

First Quarter | Half | Third Quarter | Final (Circle One)

	Riverdale (Home)	Greenwood Academy (Visitor)
Score	16	27
First Downs	12	21
Rushes—Yardage (Net)	22 — 162	41 — 215
Passing Yardage (Net)	120	148
Passes—Att.-Comp.-Int.	13 — 10 — 0	15 — 7 — 0
Total Offense Plays—Yards	35 — 282	56 — 363
Fumble Returns—Yards	0 — 0	0 — 0
Punt Returns—Yards	1 — 13	0 — 0
Kickoff Returns—Yards	—	—
Interception Returns—Yards	0 — 0	0 — 0
Punts (Number-Average)	4 — 44.0	3 — 24.3
Fumbles—Lost	2 — 0	1 — 0
Penalties—Yards	8 — 62	3 — 35
Possession Time	21:22	26:38

INDIVIDUAL LEADERS

Riverdale — Home

Rushing	Att.	Net Yards	TD	Long
Eric Locke	11	115	0	64
Johnta Martin	5	17	0	9
Gerald Griffin	5	19	0	14
Marcus Tiff	1	11	0	11

Passing	Att.-Comp.-Int.	Yards	TD	Long
E. Locke	13-10-0	120	2	45

Pass Receiving	No.	Yards	TD	Long
Gerald Griffin	4	70	00	45
Ryan Maloney	4	27	02	10
Reggie Smith	1	19	00	19

Punting	No.	Avg.	Long
Ryan Miller	3	54.0	42.7
Gerald Griffin	1	48.0	48

BA — Visitor

Rushing	Att.	Net Yards	TD	Long
Tito Lee	10	76	0	35
Kwasson Biggers	10	74	1	17
Austin Kent	5	9	3	2
Hunter Atkins	5	17	0	6

Passing	Att.-Comp.-Int.	Yards	TD	Long
L. Phillips	15-7-0	148	0	43

Pass Receiving	No.	Yards	TD	Long
Bo Clift	4	56	0	22
Mikki Allen	2	49	0	24
Kwasson Biggers	1	43	0	43

Punting	No.	Avg.	Long
Ryan Renefield	3	24.3	30

NCAA 10430-5/95

Copyright 1995 National Collegiate Athletic Association

Defensive Statistics

RIVERDALE

TOTALS

PLAYER	NO.	TACKLES	ASSISTS	INT.	FUMBLE RECOVERY	QB SACKS	OTHER	T	A	INT	FR	SACK	O
JASON STAPLES	82	~~HH~~ III	III					8	3				
TODD HARRIS	67	II	I					2	1				
JUSTIN TATE	60	III	II					3	2				
SHAWN BOWERS	56	IIII	II					4	2				
WILLIAM HENRY	47	I	III					1	3				
KEVIN LITCHFORD	35	IIII	II					4	2				
JOHNTA MARTIN	9	IIII	I					4	1				
RYAN MALONEY	30	IIII	IIII					4	4				
REGGIE SMITH	46	IIII	I					4	1				
GERALD GRIFFIN	2	II	I					2	1				
ERIC LOCKE	7	III	I					3	1				
ANDY RISNER	54	I						1					
BILLY BOHANNON	48	I						1					
DAVIS HENNESSEE	74	I						1					
EMIL MITCHELL	1	III						3					
								45					

Defensive Statistics

Brentwood Academy

TOTALS

PLAYER	NO.	TACKLES	ASSISTS	INT.	FUMBLE RECOVERY	QB SACKS	OTHER	T	A	INT	FR	SACK	O
Travis Simpson	32	II						2					
Kevin Luttrell	70	I	II			I		1	2			1	
Jeff Metzger	60	I	I					1	1				
Chris Nebel	8	III	I					3	1				
Jason Rowlett	72												
Austin Kemp	12	III	I					3	1				
Jaman Bass	35	~~IIII~~	I			I		5	1			1	
Tito Lee	42	~~IIII~~ II	II					7	2				
Mikki Allen	27	III	I					3	1				
B.J. Jordan	38	III	I					3	1				
Kurston Biggers	20	III	I					3	1				
Bo Cliff	29	I						1					
Crawford Smith	69		II						2				
Matt Perry	64	II						2					
Will Miller	62	I	I					1	1				
Ian Bass	30		I						1				
								35					

Tennessee State High School Football Championships
Dec. 2, 1995 Vanderbilt Stadium Nashville

Murfreesboro Riverdale vs Brentwood Academy

Brentwood Academy wins toss and defers

First Quarter

Griffin takes kickoff from 10 to own 39...nearly broke it on cutback

1-10-M39	Locke keeps right side for four
2-6-43	Martin plunges up middle for five
3-1-47	Locke keeps left and streaks for about 10
1-10-BA42	Griffin fumbles going right, Smith recovers for Riverdale..gain of 5
2-5-37	Locke incomplete to Griffin on right sideline
3-5-37	Locke on qb draw falls short
4-3-36	Miller punts, nearly downed on one but goes into endzone

1-10-20	Biggers goes left, hit hard for no gain
2-10-20	Phillips pass to M. Allen for first down
1-10-BA46	Lee off right side for short gain
2-8-48	Biggers breaks tackles, cuts back MR 34 for gain of 18
1-10-MR34	Atkins little gain but facemask penalty adds 15 yards
1-10-18	Biggers left around huge gap...gets 13 yards
1-G-5	Lee behind Land and company for three
2-G-2	Phillips sneaks up middle for the score (4:26)
	Clift PAT good

Griffin on five and grabbed by jersey on own 28

1-10-MR28	Martin plunges ahead for three
2-7-31	Locke to Griffin and circus catch on BA 24 45 yard gain
1-10-24	Locke excites crowd with keeper, cutback to BA 6...gain of 18
1-G-6	Locke just incomplete in end zone ...Griffin
2-G-6	Locke keeps right for short gainer
3-G-4	Locke keeps right and bulldogged down for maybe one
4-G-3	Miller FGA20 is Good....1:17
	Brentwood Academy 7 Riverdale 3

Atkins takes kick from 19 to 31 ..gain of 12

1-10-BA31	Bass goes right for three
2-7-34	Phillips to Clift in left flats for four yards
3-3-38	

end of quarter

Brentwood Academy 7 Riverdale 3

Second quarter
5A Championship Game

3-3-38	Phillips under pressure, incomplete..Locke break-up
4-3-38	Benefield punts...downed at MR 38

1-10-MR38	Martin looses handle but Riverdale recovers
2-10-38	Locke hits Smith over middle for first down..24 yard pickup
1-10-BA42	Griffin on nifty pitch from Locke gets 14 on right side
1-10-28	Martin gets nothing up the middle
2-10-28	delay of game gets five yard mark off
2-15-33	false start gets another five yards
2-20-38	Locke sacked for big loss (10 yards)
3-30-BA48	offside on Riverdale...third and just 35
3-35-MR47	Quick kick by Griffin rolls out at BA five

1-10-BA5	Lee up middle gets eight
2-2-13	Phillips quick qb draw gets first down
1-10-18	Biggers crunched for no gain
2-10-18	Phillips hits wide open Biggers, caught by Griffin..43 yards
1-10-MR39	Phillips incomplete in end zone for Allen
2-10-39	Incomplete pass but flags fly in front of BA bench..interference
1-10-24	Atkins cuts over middle for five
2-5-19	Bass bounces off folks and gets six
1-10-13	Biggers left meets many defenders..no gain
2-10-13	Incomplete pass in end zone but another inferference call
1-G-6	Phillips behind left side gets four
2-G-2	Phillips sneaks across for score (3:04)
	Clift PAT good
	Brentwood academy 14 Riverdale 3

Smith dances and weaves kickoff to MR 29

1-10-30	Locke breaks big one left side for 63 yards to BA 7
1-10-BA7	Locke scrambles, hits Maloney wide open in end zone (2:00)
	Miller PAT good
	Brentwood Academy 14 Riverdale 10

Atkins at five and stopped at own 24

1-10-BA24	Phillips finds Clift wide open for 22
1-10-BA 46	Incomplete pass..illegal procedure on BA declined
2-10-46	Phillips nearly intercepted by Mitchell, incomplete
3-10-46	Phillips incomplete (1:13 left)
4-10-46	Benefield punter..Mitchell jumps offside for Riverdale
4-5-MR49	Benefield short punt under heavy pressure

1-10-MR30	(1:05) Incomplete at BA 30..Maloney intended receiver
2-10-30	Griffin scoots out of bounds after nine
3-1-39	Maloney pass catch gets seven
1-10-MR46	Martin off right side for nine yards
2-1-BA44	Locke to Griffin..tackled in bounds ..measurement.first down
1-10-BA43	clock runs out before snap

halftime Brentwood Academy 14 Riverdale 10

Third quarter action
5A Championship Game

BA to receive the kick...goes in endzone

1-10-BA20	Lee carries up th middle and gets three
2-7-23	Lee carries wide left and fights for four
3-2-28	Lee bulls way left for first down
1-10-32	Phillips crushed and the ball falls incomplete
2-10-32	Biggers gets zero off option play right
3-10-32	Phillps hits Clift for a gain of 15 and a first down
1-10-47	Screen Pass incomplete
2-10-47	Lee fights for two up the middle
3-8-49	Phillips hits Clift at the MR 37
1-10-MR37	Biggers bursts through the right side for nine
2-1-27	Phillips incomplete pass to Clift
3-1-27	Phillips sneaks for the first down
1-10-26	Atkins fights for six yards off the left side
2-4-20	Lee bulls way for first down
1-10-11	Atkins races to the five
2-4-5	Phillips keeps and gets 3
3-1-2	Phillips sneaks..measurement...first and goal
1-G-1	Kemp sneaks for TD

Clift's PAT NO GOOD (3:39)
Brentwood 20 Riverdale 10

Smith returns kick to own 15

1-10-MR15	Flags.False start MR
1-15-10	Locke dropped for loss of one
2-16-9	Locke's pass to Griffin in right flat picks up 10
3-6-19	Locke complete to Martin for short gain
4-3-23	Miller to punt Atkins fields at the 40 and returns to the ..Flag clipping

1-10-BA24	Lee breaks tackles andlong run for 39 yards
1-10-MR41	Biggers met by a bunch of tacklers gets zero

end of quarter
Brentwood 20 Riverdale 10

Fourth Quarter
2-10-41 Phillips perfect pass to Allen for 22 yards
1-10-18 bass knocks around for three
2-7-15 Biggers huge hole races for the Touchdown (11:07)
Clift PAT is GOOD

Smith catches it at the six and is met at the 28

1-10-28MR Locke keeps and nearly breaks it gets 16
1-10-44 Locke keeps right hit hard by Lee gaind two
2-8-46 Griffin takes pitch and loses one off the left side
3-9-45 Griffin looks to pass tackle for a loss of eight
4-17-37 Miller punting for Riverdale ball rolls inside BA 10 downed at 9

1-10-BA9 I. Bass gets seven up the middle
2-3-16 I. Bass up the middle for nine more
1-10-25 I. Bass fumbles and Phillips recovers
2-11-24 Biggers gets five yards off the left side
3-6-29 Lee up the middle short of the first down
4-1-34 Benefield punting for BA Smith return to own 49

1-10-MR48 Locke incomplete but flags fly...Interference on BA
1-10-BA37 Locke toGriffin nice catch gets MR first down
1-10-25 Tigg up middle to the 14
1-10-14 Locke to Maloney for four yards
2-6-10 Locke to Maloney for his second TD
Miller's PAT is NO GOOD (2:02)
BA 27 Riverdale 16

Miler to onside ball rolls out of bounds

1-10-BA45 Flag false start on BA
1-15-40 Biggers races through large hole gets 14
2-1-MR46 Phillips sneaks for BA and gets first down
1-10-45 Phillips takes a knee

Brentwood Academy 27 Riverdale 16
Attendence 28,500
TOTAL ATTENDENCE (estimated 78,500)

NCAA QUICKIE STATISTICS

First Quarter | Half | Third Quarter | Final

(Circle One)

	Riverside (Home)	Brewton-Parker (Visitor)
Score	10	14
First Downs	8	10
Rushes—Yardage (Net)	16 – 135	16 – 72
Passing Yardage (Net)	79	96
Passes—Att.-Comp.-Int.	8 – 5 – 0	9 – 4 – 0
Total Offense Plays—Yards	24 – 214	25 – 168
Fumble Returns—Yards	0 – 0	0 – 0
Punt Returns—Yards	0 – 0	0 – 0
Kickoff Returns—Yards	–	–
Interception Returns—Yards	0 – 0	0 – 0
Punts (Number-Average)	2 – 42.0	2 – 21.5
Fumbles—Lost	2 – 0	0 – 0
Penalties—Yards	7 – 57	0 – 0
Possession Time	12:43	11:17

INDIVIDUAL LEADERS

Riverside — Home

Rushing	Att.	Net Yards	TD	Long
Eric Locke	8	90	0	64
Johnca Martin	5	17	0	9
Gerald Griffin	3	27	0	14

Passing	Att.-Comp.-Int.	Yards	TD	Long
E. Locke	8-5-0	79	1	45

Pass Receiving	No.	Yards	TD	Long
Gerald Griffin	2	47	0	45
Reggie Smith	1	19	0	19
Ryan Mahoney	2	13	1	7

Punting	No.	Avg.	Long
Ryan Miller	1	36.0	36
Gerald Griffin	1	48.0	48

B-A — Visitor

Rushing	Att.	Net Yards	TD	Long
Kurston Biggers	4	70	0	17
Tito Lee	3	14	0	8
Lance Phillips	2	10	0	5
Austin Kent	2	3	2	2

Passing	Att.-Comp.-Int.	Yards	TD	Long
L. Phillips	9-4-0	96	0	43

Pass Receiving	No.	Yards	TD	Long
Mikki Allen	1	26	0	26
Kurston Biggers	1	43	0	43
Bo Cliff	2	27	0	22

Punting	No.	Avg.	Long
Ryan Benefield	2	21.5	22.0

Copyright 1995 National Collegiate Athletic Association

1994 Class 4A Football Playoffs

November 11 - December 10, 1994

First Round		Second Round		Quarterfinals		Semifinals		Championship		
Sullivan Central (7-3)	48									
Fri. Nov. 11 7:30 PM		Sullivan Central	7							
Morristown West (5-5)	6			Powell	21					
		Fri. Nov. 18 7:30 PM								
Powell (8-2)	35									
Fri. Nov. 11 7:30 PM		Powell	21							
Brentwood (6-4)	21					Cherokee	6			
				Fri. Nov. 25 7:30 PM						
Shelbyville (8-2)	27									
Fri. Nov. 11 7:30 PM		Shelbyville	7							
Maryville (7-3)	6									
		Fri. Nov. 18 7:30 PM								
Sullivan North (8-2)	12			Cherokee	24					
Fri. Nov. 11 7:30 PM		Cherokee	21					Cleveland	7	
Cherokee (8-2)	14									
						Fri. Dec. 2 7:30 PM				
Cleveland (10-0)	42									
Fri. Nov. 11 7:30 PM		Cleveland	49							
Tullahoma (7-3)	7			Cleveland	41					
		Fri. Nov. 18 7:30 PM								
Elizabethton (7-3)	21									
Fri. Nov. 11 7:30 PM		Elizabethton	21							
Cocke Co. (6-4)	18									
				Fri. Nov. 25 7:30 PM						
Greeneville (6-4)	35					Cleveland	38			
Fri. Nov. 11 7:30 PM		Greeneville	20							
Sullivan South (6-4)	14									
		Fri. Nov. 18 7:30 PM								
Anderson Co. (6-4)	28			Anderson Co.	8					
OT										
Fri. Nov. 11 7:30 PM		Anderson Co.	29							
Smyrna (9-1)	27									
								Sat. Dec. 10 3:30 PM Clinic Bowl @ Vanderbilt		**Cleveland** STATE CHAMPION
Brentwood Academy (9-1)	54									
Fri. Nov. 11 7:30 PM		Brentwood Academy	28							
Fayette Ware (5-5)	18			Brentwood Academy	31					
		Fri. Nov. 18 7:30 PM								
Craigmont (8-1)	3									
Fri. Nov. 11 7:30 PM		MUS	14							
MUS (5-4)	16					Brentwood Academy	3			
				Fri. Nov. 25 7:30 PM						
Wooddale (8-2)	30									
Fri. Nov. 11 7:30 PM		Wooddale	18							
Ripley (5-5)	6									
		Fri. Nov. 18 7:30 PM								
Pearl Cohn (4-6)	0			Collierville	3					
Fri. Nov. 11 7:30 PM		Collierville	38							
Collierville (9-1)	43									
						Fri. Dec. 2 7:30 PM				
Haywood (9-1)	61									
Fri. Nov. 11 7:30 PM		Haywood	20					Haywood	6	
Memphis Overton (6-4)	0			Haywood	27					
		Fri. Nov. 18 7:30 PM								
Maplewood (6-4)	27									
Fri. Nov. 11 7:30 PM		Maplewood	0							
Hardin Co. (8-2)	6									
				Fri. Nov. 25 7:30 PM						
Lexington (7-3)	20					Haywood	7			
Fri. Nov. 11 7:30 PM		Cheatham Co.	7							
Cheatham Co. (7-3)	48									
		Fri. Nov. 18 7:30 PM								
Obion Co. (2-8)	12			Westwood	20					
Fri. Nov. 11 7:30 PM		Westwood	13							
Westwood (9-1)	48									

Notes:

1993 Class 4A Football Playoffs

November 12 - December 11, 1993

First Round	Second Round	Quarterfinals	Semifinals	Championship	
Sullivan South (10-0) Fri. Nov. 12 7:30 PM Bye	Sullivan South 10				
	Fri. Nov. 19 7:30 PM	Sullivan South 6			
Brentwood (8-2) 20 Fri. Nov. 12 7:30 PM Powell (7-3) 28	Powell 7				
		Fri. Nov. 26 7:30 PM	Sullivan South 0		
Clinton (6-4) 18 Fri. Nov. 12 7:30 PM Tullahoma (8-2) 21	Tullahoma 7				
	Fri. Nov. 19 7:30 PM	Cocke Co. 0			
Bye Fri. Nov. 12 7:30 PM Cocke Co. (9-1)	Cocke Co. 27			Cleveland 26	
			Fri. Dec. 3 7:30 PM		
Cleveland (10-0) Fri. Nov. 12 7:30 PM Bye	Cleveland 49				
	Fri. Nov. 19 7:30 PM	Cleveland 42			
Knoxville Carter (6-4) 23 Fri. Nov. 12 7:30 PM Elizabethton (6-4) 7	Knoxville Carter 15				
		Fri. Nov. 26 7:30 PM	Cleveland 21		
Sullivan Central (6-4) 20 Fri. Nov. 12 7:30 PM Greeneville (8-2) 28	Greeneville 21				
	Fri. Nov. 19 7:30 PM	Shelbyville 7			
Bye Fri. Nov. 12 7:30 PM Shelbyville (9-1)	Shelbyville 45			Sat. Dec. 11 3:30 PM Clinic Bowl @ Vanderbilt	**Cleveland** STATE CHAMPION
Brentwood Academy (10-0) Fri. Nov. 12 7:30 PM Bye	Brentwood Academy 38				
	Fri. Nov. 19 7:30 PM	Brentwood Academy 41			
Westwood (6-4) 26 Fri. Nov. 12 7:30 PM Covington (6-4) 14	Westwood 6				
		Fri. Nov. 26 7:30 PM	Brentwood Academy 21		
Dyersburg (4-6) 6 Fri. Nov. 12 7:30 PM Wooddale (7-3) 28	Wooddale 12				
	Fri. Nov. 19 7:30 PM	Hardin Co. 6			
Bye Fri. Nov. 12 7:30 PM Hardin Co. (6-4)	Hardin Co. 29				
			Fri. Dec. 3 7:30 PM		
Haywood (6-4) Fri. Nov. 12 7:30 PM Bye	Haywood 7			Brentwood Academy 21	
	Fri. Nov. 19 7:30 PM	Collierville 31			
Collierville (7-3) 15 Fri. Nov. 12 7:30 PM Maplewood (7-3) 0	Collierville 21				
		Fri. Nov. 26 7:30 PM	Collierville 0		
Clarksville (5-5) 6 Fri. Nov. 12 7:30 PM Fayette Ware (8-2) 40	Fayette Ware 22				
	Fri. Nov. 19 7:30 PM	MUS 6			
Bye Fri. Nov. 12 7:30 PM MUS (8-1)	MUS 38				

Notes:

CLINIC BOWL

TENNESSEE HIGH SCHOOL FOOTBALL CHAMPIONSHIPS

CLASS 4-A

Championship 3:30 P.M.

Saturday, December 11, 1993

Dudley Field Vanderbilt University Stadium

BRENTWOOD ACADEMY vs. CLEVELAND

SCORE: Cleveland 26 Brentwood Academy 21

FINAL RECORDS: Cleveland (14-0)
BA (13-1)

MVP: Most Valuable Offensive Player- Cory Pritchard (Cleveland)
Most Valuable Defensive Player- Paul Murray (BA)

ATTENDANCE: 18,000

TEAMS	1	2	3	4	TOTAL
CLEVELAND	7	7	6	6	26
BRENTWOOD ACADEMY	7	7	7	0	21

—SCORING SUMMARY—

TEAM SCORING	PLAYER SCORING AND HOW	QUARTER	EXTRA PT.	TIME REMAINING	KEY PLAY IN DRIVE—	SCORE NOW
BRENTWOOD ACADEMY	TRAVIS SIMPSON PASS FROM PAUL MURRAY – 48 YDS	1	MATT YOUNG KICK	2:53	SCORING PLAY	7-0
CLEVELAND	KEITH COBB 39 YARD RUN	1	IAN RUMAGE KICK	0:00	SCORING PLAY	7-7
CLEVELAND	KEVIN COBB 2 YARD RUN	2	IAN RUMAGE KICK	6:53	PRIGMORE TO WHALEY PASS 70 YARDS	CLE 14-7
BRENTWOOD ACADEMY	PAUL MURRAY 3 YARD RUN	2	MATT YOUNG KICK	0:51		14-14
CLEVELAND	KEVIN COBB 62 YARD RUN	3	KICK BLOCKED	7:54	SCORING PLAY	20-14
BRENTWOOD ACADEMY	TITO LEE 95 YARD KICKOFF RETURN	3	MATT YOUNG KICK	7:38		BA 21-20
~~BREN~~ CLEVELAND	KEITH COBB 17 YARD PASS FROM PRIGMORE	4	RUN FAILED	0:43	SCORING PLAY	CLEVELAND 26-21

NCAA QUICKIE STATISTICS

First Quarter | Half | Third Quarter | Final
(Circle One)

TEAM

	Brentwood Acad Visitors	Cleveland Home
Score	21	26
First Downs	9	12
Rushes—Yardage (Net)	34 — 69	28 — 195
Passing Yardage (Net)	134	195
Rushing—Yardage Lost	(-19)	(-4)
*Return Yardage (Net)	(-4)	82
Passes—Att.-Comp.-Int.	14 — 9 - 2	19 — 11 - 1
Total Offense—Yards	203	390
Punts (Number-Average)	6 — 37.0	4 — 17.8
Fumbles—Lost	4 — 1	2 — 2
Penalties—Yards	7 — 78	3 — 25
Possession Time	22:31	19:29

*Return of Punts, Intercepted Passes and Fumbles (not kickoffs).

INDIVIDUAL LEADERS

Brentwood Academy — Visitors

Rushing	Att.	Net Yards	TD	Long
Nick Peeples	11	27	0	6
Tito Lee	12	16	0	14
Paul Murray	12	15	1	8
Travis Simpson	6	6	0	3

Passing	Att.-Comp.-Int.	Yds.	TD	Sacks
P. Murray	13 - 9 - 2	134	1	3
A. Jackson	1 - 0 - 0	0	0	0

Pass Receiving	No.	Yards	TD	Long
Allan Jackson	4	52	0	18
Michael Agee	3	31	0	20
Travis Simpson	2	51	1	48

Punting	No.	Avg.	Long
Paul Murray	6	37.0	46

Cleveland — Home

Rushing	Att.	Net Yards	TD	Long
Kevin Cobb	11	93	2	62
Keith Cobb	7	58	1	39
Chris Whaley	6	31	0	13

Passing	Att.-Comp.-Int.	Yds.	TD	Sacks
C. Prigmore	18 - 11 - 1	195	1	0
K. Cobb	1 - 0 - 0	0	0	0

Pass Receiving	No.	Yards	TD	Long
T. Hudgins	4	61	0	25
Keith Cobb	3	16	1	17
Chris Whaley	1	70	0	70
Kevin Cobb	2	27	0	23

Punting	No.	Avg.	Long
Cory Prigmore	4	17.8	25

Copyright 1984 National Collegiate Athletic Association

CLASS 4A STATE CHAMPIONSHIP
CLEVELAND vs. BRENTWOOD ACADEMY

Dec. 11, 1993 3:30 p.m. Vanderbilt Stadium Nashville, Tenn.

Brentwood wins the toss and defers. Cleveland will receive.
Young kicks off, Keith Cobb takes at the 15 and returns to 34
Cleveland Ball (11:54) Prigmore QB

1-10-C34	Kevin Cobb runs right for gain of 1 (Steele)
2-9-C35	Whaley up the middle for 4 (Simpson)
3-5-C39	Prigmore pass intended for Hudgins incomplete, Jackson on coverage
4-5-C39	Prigmore 22-yd punt fair caught by Jackson at 39. Personal foul on Cleveland moves ball to the C46

BRENTWOOD BALL (10:30) Murray QB

1-10-C46	Peeples carries for gain of 6 (Constant)
2-4-C40	Murray fumbles after hit by Hudgens, recovered by Thompson and returned all the way to the Brentwood nine

CLEVELAND BALL (9:30) Prigmore QB

1-G-B9	Kevin Cobb fumbles, Brentwood's Lee recovers on own 6

BRENTWOOD BALL (9:00) Murray QB

1-10-B6	Murray carries for 6 (Jackson)
2-4-B12	Simpson carries for 2 (Bailey)
3-2-B14	Peeples runs left for 3 (Bailey) FD
1-10-B16	Peeples carries again for 4 (Hickey)
2-6-B20	Simpson goes right for 1 (Simpson)
3-4-B21	Murray pass complete to Agee for 2 (Hudgens)
4-2-B23	Murray 43-yard punt rolls dead at C34

CLEVELAND BALL (4:49) Prigmore QB

1-10-C34	Kevin Cobb takes pitch left for 1 (Swords)
2-9-C35	Prigmore pass complete to Keith Cobb for 2 (Wissman)
3-7-C37	Prigmore pass off the hands of Hickey
4-7-C37	Prigmore 15-yard punt fair caught by Biggers, dropped, recovered at 46. Penalty on Cleveland for not allowing him room to catch ball.

BRENTWOOD BALL (3:07) Murray QB

1-10-B48	Murray pass complete to Jackson for gain of 4 (Thompson)
2-6-C48	Murray hits wide open Simpson who races over middle for TD

Drive: 2 plays 52 yards, 14 seconds
PAT good by Young
BRENTWOOD 7, CLEVELAND 0
Young kicks off, taken by Smith at the 26 to the 31 (Wissman)

CLEVELAND BALL (2:33) PRIGMORE QB

1-10-C31	Reverse to Keith Cobb nets 6 (Fordham)
2-4-C37	Whaley up the gut for gain of 3 (Fordham)
3-1-C40	Prigmore sneaks up the middle for 1 (Swords) FD
1-10-C41	Prigmore pass complete to Hudgens on left hash for 12 FD
1-10-B47	Kevin Cobb takes reverse right and gains 8 (Giles)
2-2-B39	Keith Cobb takes pitch left and streaks 39 yards for touchdown

Drive: 6 plays, 69 yards, 2:33,
Timeout Cleveland
PAT by Ramage is good
CLEVELAND 7, BRENTWOOD ACADEMY 7
End of First Quarter

SECOND QUARTER PLAY BY PLAY
Ramage kicks off, Lee takes it at the eight and races right to the 37

BRENTWOOD ACADEMY BALL (11:54) Murray QB

1-10-B37	Peebles takes pitch right for 2 (Gillespie)
2-8-B39	Murray passes to Jackson behind line, Jackson long pass to Lee dropped
3-8-B39	Murray pass complete to Jackson for 13 (Hickey) FD
1-10-C48	Murray pass intended for Jackson intercepted by Keith Cobb at 13

CLEVELAND BALL (10:12) PRIGMORE QB

1-10-C13	Penalty before snap. Offside on Cleveland. 5 yards
1-15-C8	Keith Cobb on reverse gains 1 (Swords)
2-14-C9	Kevin Cobb bolts right for 7 (Jackson, Lee)
3-7-C16	Prigmore 70-yard pass complete to Whaley over middle, bounces off tackles, dragged down by Jackson
1-10-B14	Kevin Cobb looks right and gets 3 (Lee, Fordham)
2-7-B11	Whaley up the middle for gain of 5 (Fordham)
3-2-B6	Keith Cobb fights right for 4 (Murray) FD
1-G-B2	Kevin Cobb stuffed on right side for no gain (Wissman)
2-G-B2	Kevin Cobb takes pitch right, untouched for TD (6:53)
	Drive: 8 plays, 87 yards, 3:19
	PAT is good by Ramage
	CLEVELAND 14, BRENTWOOD ACADEMY 7
	Ramage kickoff dropped by Biggers, picked up by Simpson at 6, returns to 30 (Smartt)

BRENTWOOD BALL (6:44) MURRAY QB

1-10-B30	Lee carries right for one yard (Jackson)
2-9-B31	Timeout Brentwood (6:18, team's first)
	Murray pass complete to Jackson on right hash for 18 (Kev. Cobb) FD
1-10-B49	Peeples tries right side for one (Smith, Whaley)
2-9-50	Murray pass intended for Agee broken up by Smith
3-9-50	Murray pass complete to Jackson on left side for 17 (Kei. Cobb, Hickey)
1-10-C33	Mosteller up the middle for 2 (Whaley)
2-8-C31	Lee streaks up the middle for 14 (Hickey) FD
1-10-C17	Timeout Cleveland (3:45, team's second)
	Murray sneaks straight ahead for 7 (Hickey)
2-3-C10	Lee angles left and is dragged down by Thompson and Gillespie for 2
3-1-C8	Timeout Brentwood (2:41, team's second)
	Murray keeps and drives ahead for 2 (Bailey, Hudgens) FD
1-G-C6	Simpson dives right for 3 (Whaley)
2-G-C3	Simpson tries right side again but gets nothing (Whaley)
3-G-C3	Murray keeps left and dives in for score (0:51)
	Drive 13 plays, 70 yards, 5:53
	Young PAT is good
	BRENTWOOD ACADEMY 14, CLEVELAND 14
	Young kicks off, fair caught by Smith at the C40

CLEVELAND BALL (0:50) PRIGMORE QB

1-10-C40	Prigmore scrambles left and picks up 9 (Allen)
2-1-C49	Kevin Cobb takes shovel pass for 4 (Swords) FD
	Timeout Cleveland (0:08, team's third)
1-10-B47	Prigmore pass intended for Kevin Cobb incomplete, broken up by Murray
2-10-B47	Prigmore pass complete to Kevin Cobb for 23 yards FD

HALFTIME SCORE: BRENTWOOD ACADEMY 14, CLEVELAND 14

NCAA QUICKIE STATISTICS

First Quarter | (Half) | Third Quarter | Final

(Circle One)

TEAM

	Brentwood Academy (Visitors)	Cleveland (Home)
Score	14	14
First Downs	7	7
Rushes—Yardage (Net)	18—55	17—97
Passing Yardage (Net)	102	111
Rushing—Yardage Lost	(-3)	(0)
*Return Yardage (Net)	0	48
Passes—Att.-Comp.-Int.	9—6-1	8—5-0
Total Offense—Yards	157	208
Punts (Number-Average)	1—43	2—18.5
Fumbles—Lost	2—1	1—1
Penalties—Yards	0—0	2—20
Possession Time	13:16	10:44

*Return of Punts, Intercepted Passes and Fumbles (not kickoffs).

INDIVIDUAL LEADERS

BA — Visitors

Rushing	Att.	Net Yards	TD	Long
Nick Peebles	6	16	0	6
Tito Lee	2	16	0	14
Paul Murray	5	15	1	7
Travis Simpson	4	6	0	3
Andrew Moseley	1	2	0	2

Passing	Att.-Comp.-Int.	Yds.	TD	Sacks
Paul Murray	8-6-1	102	1	0
Alan Jackson	1-0-0	0	0	0

Pass Receiving	No.	Yards	TD	Long
Alan Jackson	4	52	0	18
Travis Simpson	1	48	0	48
Michael Agee	1	2	0	2

Punting	No.	Avg.	Long
Paul Murray	1	43	43

Cleveland — Home

Rushing	Att.	Net Yards	TD	Long
Keith Cobb	4	50	1	39
Kevin Cobb	7	22	1	8
Chris Whaley	4	15	0	5
Cory Pridgmore	2	10	0	9

Passing	Att.-Comp.-Int.	Yds.	TD	Sacks
Cory Pridgmore	8-5-0	111	0	0

Pass Receiving	No.	Yards	TD	Long
Chris Whaley	1	70	0	70
Tennille Hudgins	1	12	0	12
Kevin Cobb	2	27	0	23
Keith Cobb	1	2	0	2

Punting	No.	Avg.	Long
Cory Pridgmore	2	18.5	22

Copyright 1984 National Collegiate Athletic Association

THIRD QUARTER PLAY BY PLAY
Cleveland's Ramage kicks off, taken by Jackson at the 11, returned to 20 (Thompson)

BRENTWOOD BALL (11:54) MURRAY QB

1-10-B20	Peebles stacked up for no gain (Smith)
2-10-B20	Peebles tries the middle this time and gets 2 (Gillespie)
3-8-B22	Murray pass complete to Agee on right sideline for 9 and FD
1-10-B31	Timeout Brentwood Academy (10:03, team's first)
	Simpson carries up the middle for 2 (Jackson)
2-8-B33	Murray pitches to Peebles, rocked, loose ball recovered by Simpson for loss of 7. . . loss credited to Murray
3-15-B26	Murray pass incomplete, intended for Agee
4-15-B26	Murray 36-yard punt downed at the Cleveland 38

CLEVELAND BALL (8:19) PRIGMORE QB

1-10-C38	Kevin Cobb takes handoff and uses block by Hudgens to streak 62 yards for TD
	Ramage PAT is partially blocked by Williams, no good
	CLEVELAND 20, BRENTWOOD ACADEMY 14
	Drive: 1 play, 62 yards, 25 seconds
	Ramage kickoff taken by Lee at the five, eludes several tacklers and rumbles for 95-yard kickoff return touchdown at 7:38 of the quarter
	Young PAT is good
	BRENTWOOD ACADEMY 21, CLEVELAND 20
	Young kickoff taken by Kevin Cobb at the 16, fights to the 40 (Jackson)

CLEVELAND BALL (7:28) PRIGMORE QB

1-10-C40	Keith Cobb angles left for gain of 4 (Fordham)
2-6-C44	Kevin Cobb takes reverse and grounds out 4 yards (Murray)
3-2-C48	Kevin Cobb wrestled down by Wissman after gain of one
4-1-C49	Penalty before play. Procedure on Cleveland, 5 yards to the C44.
	Prigmore 25-yard punt fair caught, fumbled by Biggers but recovers at 27

BRENTWOOD BALL (4:53) MURRAY QB

1-10-B27	Peebles takes pitch right for 4 (Smith)
2-6-B31	Agee on end around for no gain (Thompson)
3-6-B31	Murray screen complete to Simpson for gain of 3 (Smith)
4-3-B34	Murray punt taken by Hickey at the 32, scoots to 37

CLEVELAND BALL (2:23) PRIGMORE QB

1-10-C37	Prigmore passes laterally to Keith Cobb for loss of three
2-13-C34	Prigmore rolls right and completes to Hudgens for 13 (Allen) FD
1-10-C47	Whaley bulls up the gut for 3 (Williams)
2-7-50	Kevin Cobb takes handoff, passes incomplete for Hudgens
3-7-50	Prigmore slant pass intended for Hickey incomplete
4-7-50	Prigmore 9-yard punt downed at the B41

BRENTWOOD BALL (0:26) MURRAY QB

1-10-B41	Murray charges ahead on sneak, gains 8 (Whaley)

END OF THIRD QUARTER: BRENTWOOD ACADEMY 21, CLEVELAND 20

FOURTH QUARTER PLAY BY PLAY

BRENTWOOD ACADEMY BALL

2-2-B49	Murray rumbles straight ahead again and gets 4 (Jackson, Constant) FD
1-10-C47	Fordham off left tackle for three (Whaley)
2-7-C44	Murray tries sneak again for two (Whaley)
3-5-C42	Peeples takes pitch right and bounces for 6 (Thompson)
	Penalty. Illegal use of hands. 10 yards.
3-9-C46	Murray finds Wissman over middle, breaks free and runs for TD
	Penalty. Chop block. 15 yards from spot.
3-24-B39	Penalty before snap. False start, 5 yards
3-29-B34	Murray pass caught by Agee on right sideline for gain of 20 (no tackle)
4-9-C46	Murray 22-yard punt downed at the C24

CLEVELAND BALL (9:07) PRIGMORE QB

1-10-C24	Whaley streaks up middle for 13 (Jackson) FD
1-10-C37	Keith Cobb takes reverse left, fumbles, recovered by Brentwood's Murray at 36

BRENTWOOD BALL (8:30) MURRAY QB

1-10-C36	Timeout Cleveland (8:25, team's first)
	Murray keeps but can't find hole. . . gain of 1 (Whaley)
2-9-C35	Murray steps up in pocket and dropped by Smith for loss of 1
3-10-C36	Timeout Brentwood Academy (7:01, team's second)
	Murray looks to pass and sacked by Smith for loss of 5
4-15-C41	Punt formation. . .Penalty. Delay of game.
4-20-C46	Murray 46-yard punt bounds into endzone.

CLEVELAND BALL (6:04) PRIGMORE QB

1-10-C20	Prigmore pass complete to Hudgins on left sideline for 11 (Allen) FD
1-10-C31	Hickey takes reverse to right for 6 (Hickey)
2-4-C37	Prigmore pass intended for Hudgins overthrown
3-4-C37	Prigmore pass for Hickey in same spot overthrown again
4-4-C37	Prigmore pass intended for Hudgins, intercepted by Murray at B49

BRENTWOOD BALL (5:02) MURRAY QB

1-10-B49	Simpson met by Thompson for loss of 2
2-12-B47	Penalty before snap. False start, 5 yards.
2-17-B42	Peeples tries right side but stacked up for loss of 1 (Thompson)
3-18-B41	Penalty on Brentwood, 5 yards
3-23-B36	Murray punt rolls dead at C23

CLEVELAND BALL (2:24) PRIGMORE QB

1-10-C23	Keith Cobb on reverse left for gain of 5 (Allen)
2-5-C28	Prigmore 25-yard dart complete to Hudgins at B47 (Young) FD
1-10-B47	Kevin Cobb on reverse this time for 4 (no tackle)
2-6-B43	Prigmore chased out of pocket, slides down at B38 for gain of 5
3-1-B38	Timeout Cleveland (1:07, teams' second)
	Prigmore slant complete to Hickey down to 17, gain of 21 (Allen) FD
1-10-B17	Prigmore pass held on to by Keith Cobb after hit, falls into endzone for touchdown. . . 17 yard td pass.
	Timeout Cleveland (0:43, team's third)
	Will go for two. . . Prigmore trips and felled by Steele.
	CLEVELAND 26, BRENTWOOD ACADEMY 21
	Drive: 6 plays, 77 yards, 1:41
	Kickoff taken by Young, returns to B39

BRENTWOOD BALL (0:38) MURRAY QB

1-10-B39	Murray pass intercepted by Hudgins at C46, returns to B25
	Penalty. . . Personal foul on Brentwood. . . ball spotted at B 12

CLEVELAND BALL (0:16) PRIGMORE QB

1-10-B12	Prigmore kneels and runs out clock

Defensive Statistics

Brentwood Academy

TOTALS

PLAYER	NO.	TACKLES	ASSISTS	INT.	FUMBLE RECOVERY	QB SACKS	OTHER	T	A	INT	FR	SACK	O
Steven Wissman	88	~~IIII~~	I					5	1				
Josh Swords	74	III						3					
Reggie Williams	56		I				Blkd. Exp		1				Blkd Exp
Campbell Steele	79	II	I					2	1				
Matt Young	80	I						1					
Tito Lee	42	III	II		I		Forced Fum.	3	2		1		FF
Brett Fordham	44	~~IIII~~ II	II				FF	7	2				FF
Travis Simpson	32	III						3					
Allen Jackson	15	II	IIII				TD Saving Tackle Pass Brkup	2	3				Pass Brkup
Mikel Allen	27	~~IIII~~ I						6					
Paul Murray	12	III	I	I	I		Broke up Pass	3	1	1	1		Pass Brkup
Brian Giles	71	I						1					
Will Miller	62	II						2					
B.J. Jordan	38	I						1					

CLEVELAND

Defensive Statistics

TOTALS

PLAYER	NO.	TACKLES	ASSISTS	INT.	FUMBLE RECOVERY	QB SACKS	OTHER	T	A	INT	FR	SACK	O
GILLESPIE	9	IIII				1-14d		4	–			1	
CONSTANT	77	II						2	–				
WHALEY	44	~~IIII~~ II						7	–				
BAILEY	60	III						3	–				
SMITH	8	~~IIII~~	1			1-5 yds		5	1			1	
THOMPSON, JEFF	42	II	1		1 – 48yds			2	1		1		
HUDGINS	7	II	1	1-				2	1	1			
THOMPSON, CARLOS	4	IIII						4	0	–			
COBB, KEITH	33	I	1	1-(0)				1	1	1			
COBB, KEVIN	34	II					BRUCE UP PASS	2	0				
HICKEY	5	~~IIII~~						5	0				
JACKSON	65	III	1					3	1				
SMARTT	10	I						1	–				

1992 Class AA Football Playoffs

November 13 - December 12, 1992

First Round		Second Round		Quarterfinals		Semifinals		Championship		
Chuckey-Doak (8-2)	14									
Fri. Nov. 13 7:30 PM		Chuckey-Doak	7							
Anderson Co. (5-5)	6									
		Fri. Nov. 20 7:30 PM		Powell	13					
Powell (8-2)	26									
Fri. Nov. 13 7:30 PM		Powell	14							
Alcoa (6-4)	14									
				OT Fri. Nov. 27 7:30 PM		Powell	6			
Sweetwater (8-2)	41									
Fri. Nov. 13 7:30 PM		Sweetwater	21							
Tyner (8-2)	7									
		Fri. Nov. 20 7:30 PM		Sweetwater	7					
Rockwood (10-0)	30									
Fri. Nov. 13 7:30 PM		Rockwood	13					Marion Co.	28	
Smith Co. (7-3)	17									
						Fri. Dec. 4 7:30 PM				
Livingston Academy (9-1)	24									
Fri. Nov. 13 7:30 PM		Livingston Academy	6							
Harriman (7-3)	8									
		Fri. Nov. 20 7:30 PM		Marion Co.	29					
Marion Co. (10-0)	46									
Fri. Nov. 13 7:30 PM		Marion Co.	63							
Polk Co. (7-3)	6									
				Fri. Nov. 27 7:30 PM		Marion Co.	7			
South Doyle (8-2)	15									
Fri. Nov. 13 7:30 PM		South Doyle	34							
Knoxville Webb (9-1)	9									
		Fri. Nov. 20 7:30 PM		South Doyle	22					
Gibbs (7-2)	14									
Fri. Nov. 13 7:30 PM		Gibbs	14							
Happy Valley (8-2)	6									
								Sat. Dec. 12 3:30 PM Clinci Bowl @ Vanderbilt		**Marion Co.** STATE CHAMPION
Marshall Co. (9-1)	23									
Fri. Nov. 13 7:30 PM		Marshall Co.	9							
White House (9-1)	8									
		Fri. Nov. 20 7:30 PM		Brentwood Academy	21					
Brentwood Academy (9-0)	60									
Fri. Nov. 13 7:30 PM		Brentwood Academy	31							
Houston Co. (4-6)	6									
				Fri. Nov. 27 7:30 PM		Brentwood Academy	21			
Union City (10-0)	20									
Fri. Nov. 13 7:30 PM		Union City	6							
Milan (8-2)	6									
		Fri. Nov. 20 7:30 PM		MUS	7					
MUS (10-0)	31									
Fri. Nov. 13 7:30 PM		MUS	21							
Booker T. Washington (6-3)	12									
						Fri. Dec. 4 7:30 PM				
Sheffield (9-0)	6									
Fri. Nov. 13 7:30 PM		Briarcrest	0							
Briarcrest (9-1)	33							Brentwood Academy	26	
		OT Fri. Nov. 20 7:30 PM		Humboldt	26					
Humboldt (8-2)	14									
Fri. Nov. 13 7:30 PM		Humboldt	7							
Ripley (8-2)	13									
				Fri. Nov. 27 7:30 PM		Humboldt	0			
Fairview (8-2)	15									
Fri. Nov. 13 7:30 PM		Goodpasture	6							
Goodpasture (5-5)	22									
		Fri. Nov. 20 7:30 PM		Springfield	14					
Springfield (10-0)	49									
Fri. Nov. 13 7:30 PM		Springfield	32							
Lewis Co. (8-2)	0									

Notes:

CLINIC BOWL

TENNESSEE HIGH SCHOOL FOOTBALL CHAMPIONSHIPS

CLASS AA

Championship 3:30 P.M.

Saturday, December 12, 1992

Dudley Field Vanderbilt University Stadium

BRENTWOOD ACADEMY vs. MARION COUNTY

SCORE: Marion Co. 28 Brentwood Academy 26

FINAL RECORDS: Marion 15-0

Brentwood Academy 13-1

MVP: Brentwood Academy - Allen Jackson (Most Valuable Back)

Marion Co. - Jamie Wells (Most Valuable Lineman)

ATTENDANCE: 17,300

TEAMS	1	2	3	4	TOTAL
Marion Co.	0	6	8	14	28
Brentwood Academy	13	0	7	6	26

—SCORING SUMMARY—

TEAM SCORING	PLAYER SCORING AND HOW	QUARTER	EXTRA PT.	TIME REMAINING	KEY PLAY IN DRIVE—	SCORE NOW
BA	Nick Peoples 4 yard run	1	Matt young kick	6:09	11 plays 79 yards	7-0
BA	Ryan McClary 4 yard run	1	kick missed	3:54	2 plays 21 yards	13-0
MC	Donnie Pemberton 3 yard run	2	kick blocked	3:42	9 plays 80 yards	6-13
BA	Lennie Harris 11 yard pass from Kirk Johnson	3	young kick	6:23	7 plays 64 yards	20-6
MC	Scott Stephens 6 yard run	3	Pemberton pass from Stephens	:35	13 plays 75 yards	14-20
MC	Guy Hansard 39 yard pass from Stephens	4	kick missed	3:12	9 plays 80 yards	20-20
MC	Hansard 33 yard interception return	4	Pemberton run	1:50		28-20
BA	Harris 23 yard pass from Kyle Holmes	4	Pass failed	:48	5 plays 57 yards	26-28

NCAA QUICKIE STATISTICS

First Quarter | Half | Third Quarter | Final

(Circle One)

TEAM

	Marion Co. Visitors	BA Home
Score	28	26
First Downs	14	18
Rushes—Yardage (Net)	39 — 144	29 — 151
Passing Yardage (Net)	148	201
Rushing—Yardage Lost	-9	-14
*Return Yardage (Net)	64	39
Passes—Att.-Comp.-Int.	13—7-1	20—12-2
Total Offense—Yards	292	357
Punts (Number-Average)	3—30.3	2—30.5
Fumbles—Lost	2—1	2—1
Penalties—Yards	4—40	8—63
Possession Time	24:53	23:07

*Return of Punts, Intercepted Passes and Fumbles (not kickoffs).

INDIVIDUAL LEADERS

Marion Co. — Visitors

Rushing	Att.	Net Yards	TD	Long
David Donohue	20	75	0	24
Scott Stephens	12	39	1	9
Donnie Pemberton	5	20	1	9

Passing	Att.-Comp.-Int.	Yds.	TD	Sacks
Scott Stephens	12 - 6 - 1	103	1	0
Donnie Pemberton	1 - 1 - 0	45	0	0

Pass Receiving	No.	Yards	TD	Long
Guy Hansard	3	59	1	39
Lenny Cookston	2	54	0	45
Jamie Wells	1	28	0	28

Punting	No.	Avg.	Long
Kenny Smith	2	31.5	34
Team	1	Blocked	

BA — Home

Rushing	Att.	Net Yards	TD	Long
Mick Peoples	12	88	1	33
Ryan McCluey	13	59	1	33

Passing	Att.-Comp.-Int.	Yds.	TD	Sacks
Paul Murray	12 - 6 - 1	108	0	0
Kirk Johnson	2 - 1 - 1	11	1	0
Kyle Holmes	6 5 0	72	1	0

Pass Receiving	No.	Yards	TD	Long
Allen Jackson	7	140	0	33
Lennie Harris	4	57	2	23
Kyle Hubbard	1	4	0	4

Punting	No.	Avg.	Long
Paul Murray	2	30.5	31

Copyright 1984 National Collegiate Athletic Association

NCAA QUICKIE STATISTICS

First Quarter | Half | Third Quarter | Final

(Circle One)

TEAM

	Marion Co. Visitors	BA Home
Score	6	13
First Downs	5	11
Rushes—Yardage (Net)	14—39	17—64
Passing Yardage (Net)	86	108
Rushing—Yardage Lost	-4	-6
*Return Yardage (Net)	29	28
Passes—Att.-Comp.-Int.	8—3-1	12—6-1
Total Offense—Yards	125	172
Punts (Number-Average)	2—30.5	2—31.5
Fumbles—Lost	0—0	0—0
Penalties—Yards	4—40	7—48
Possession Time	10:20	13:40

*Return of Punts, Intercepted Passes and Fumbles (not kickoffs).

INDIVIDUAL LEADERS

Marion Co. Visitors

Rushing	Att.	Net Yards	TD	Long
David Donohue	7	16	0	8
Scott Stephens	4	10	0	4
Dennis Pemberton	1	3	1	3

Passing	Att.-Comp.-Int.	Yds.	TD	Sacks
Scott Stephens	7-2-1	69	0	0
Dennis Pemberton	1-1-0	45	0	0

Pass Receiving	No.	Yards	TD	Long
Lenny Cookston	1	45	0	45
Jamie Wells	1	28	0	28
Guy Hansard	1	13	0	13

Punting	No.	Avg.	Long
Kenny Smith	2	30.5	31

BA Home

Rushing	Att.	Net Yards	TD	Long
Nick Peoples	6	35	1	17
Ryan McClary	8	26	1	9

Passing	Att.-Comp.-Int.	Yds.	TD	Sacks
Paul Murray	12-6-1	108	0	0

Pass Receiving	No.	Yards	TD	Long
Allen Jackson	5	96	0	33

Punting	No.	Avg.	Long
Paul Murray	2	31.5	34

Copyright 1984 National Collegiate Athletic Association

Defensive Statistics

BRENTWOOD ACADEMY

TOTALS

PLAYER	NO.	TACKLES	ASSISTS	INT.	FUMBLE RECOVERY	QB SACKS	OTHER	T	A	INT	FR	SACK	O
MATT YOUNG	80	III	II					3	2				
CHRIS HOLT	50		I						1				
REGGIE WILLIAMS	56	~~IIII~~						5					
JOSH SWORDS	74	III	I					3	1				
LYLE HUSBAND	42	II	II					2	2				
JASON HILL	72	~~IIII~~ I	IIII					6	4				
RHETT FORDHAM	44	III	II					3	2				
RYAN MCCLARY	8	III	II					3	2				
~~[illegible]~~ LENNIE HARRIS	38	II	I	1-0				2	1	1-0			
ALLEN JACKSON	15	~~IIII~~ II	II		I			7	2		I		
PAUL MURRAY	12	III	I					3	1				
STEPHEN WISSMAN	88	III	I					3	1				
ALLEN WEST	28	I					BLK PUNT	1					BLK PUNT
JAMAN BASS	35	~~IIII~~ I	I					6	1				
MICHAEL PUCKETT	51	I					BLKD PAT	1					BLKD PAT
KENNETH ZONGER	69	I						1					
CHRIS NEGEL	10		I						1				

Defensive Statistics

Marion Co

TOTALS

PLAYER	NO.	TACKLES	ASSISTS	INT.	FUMBLE RECOVERY	QB SACKS	OTHER	T	A	INT	FR	SACK	O
Scotty Howard	89		1						1				
Chelney Graham	74												
Jeff Pickett	44		11						2				
Chip Lockhart	76	11	1					2	1				
Donnie Pemberton	14	111	1	1-29				3	1	1-29			
Jamie Wells	46	~~HH~~ ~~HH~~	11					10	2				
T.J. Gentle	35	~~HH~~ 11						7					
Guy Hansard	83	111	11					3	2				
Brandon Ralston	42	111	11					3	2				
Eric Westmoreland	5	11	11		1			2	2		1		
David Donohue	21	1111	111					4	3				
Jamie Thomas	20	1						1					
Keith Walden	54		1						1				
David West	86	1						1					
Lenny Cookston	45	111						3					
Keith Venable	33	1						1					
Rayburn Prince	7	1						1					
Kenny Smith	10	1						1					

1991 Class AA Football Playoffs

November 15 - December 14, 1991

First Round		Second Round		Quarterfinals		Semifinals		Championship		
Unicoi Co. (5-5)	14									
Fri. Nov. 15 7:30 PM		Anderson Co.	6							
Anderson Co. (5-4)	21			Powell	43					
		Fri. Nov. 22 7:30 PM								
Powell (7-2)	31									
Fri. Nov. 15 7:30 PM		Powell	35							
Gatlinburg-Pittman (8-1)	17					Powell	13			
				Fri. Nov. 29 7:30 PM						
Sweetwater (9-1)	28									
Fri. Nov. 15 7:30 PM		Sweetwater	19							
Grundy Co. (7-3)	14									
		Fri. Nov. 22 7:30 PM								
Roane Co. (8-2)	25			Roane Co.	16					
Fri. Nov. 15 7:30 PM		Roane Co.	20					Powell	7	
Smith Co. (8-2)	0									
						Fri. Dec. 6 7:30 PM				
Rockwood (9-1)	28									
Fri. Nov. 15 7:30 PM		Rockwood	19							
Livingston Academy (7-3)	14			Rockwood	12					
		Fri. Nov. 22 7:30 PM								
Marion Co. (9-1)	53									
Fri. Nov. 15 7:30 PM		Marion Co.	13							
Polk Co. (8-2)	18									
				Fri. Nov. 29 7:30 PM						
Austin-East (6-3)	22					Austin-East	8			
Fri. Nov. 15 7:30 PM		Austin-East	14							
Alcoa (8-2)	21									
		Fri. Nov. 22 7:30 PM		Austin-East	14					
Gibbs (8-1)	36									
Fri. Nov. 15 7:30 PM		Gibbs	0							
Hampton (7-3)	0									
								Sat. Dec. 14 3:30 PM Clinci Bowl @ Vanderbilt		**Brentwood Academy** STATE CHAMPION
Loretto (10-0)	21									
OT Fri. Nov. 15 7:30 PM		Loretto	28							
Westmoreland (8-2)	14			Brentwood Academy	28					
		Fri. Nov. 22 7:30 PM								
Brentwood Academy (9-1)	49									
Fri. Nov. 15 7:30 PM		Brentwood Academy	42							
Montgomery Central (4-6)	16					Brentwood Academy	42			
				Fri. Nov. 29 7:30 PM						
Union City (9-1)	26									
Fri. Nov. 15 7:30 PM		Union City	7							
McNairy Central (8-2)	21									
		Fri. Nov. 22 7:30 PM		MUS	23					
MUS (10-0)	45									
Fri. Nov. 15 7:30 PM		MUS	31							
Sheffield (7-2)	0									
						Fri. Dec. 6 7:30 PM				
Frayser (7-2)	7									
Fri. Nov. 15 7:30 PM		Ridgeway	14							
Ridgeway (8-2)	14							Brentwood Academy	49	
		Fri. Nov. 22 7:30 PM		Ridgeway	13					
Milan (9-1)	28									
Fri. Nov. 15 7:30 PM		Milan	12							
Dyer Co. (8-2)	13									
				Fri. Nov. 29 7:30 PM						
David Lipscomb (7-3)	22					Springfield	19			
Fri. Nov. 15 7:30 PM		David Lipscomb	7							
Fairview (7-3)	19									
		Fri. Nov. 22 7:30 PM		Springfield	27					
Springfield (9-1)	10									
Fri. Nov. 15 7:30 PM		Springfield	34							
Giles Co. (5-5)	7									

Notes:

CLINIC BOWL

TENNESSEE HIGH SCHOOL FOOTBALL CHAMPIONSHIPS

CLASS AA

Championship 7:30 P.M.

Saturday, December 14, 1991

Dudley Field Vanderbilt University Stadium

BRENTWOOD ACADEMY vs. POWELL

SCORE: Brentwood Academy 49-7

FINAL RECORDS: Brentwood Academy (13-1) Powell (11-3)

MVP: Jeff Speedy - Brentwood Academy
Passing - 17-21 271 yds 3 TDs Rushing - 2 TDs
1 INT

ATTENDANCE: 11,000

TEAMS	1	2	3	4	TOTAL
BRENTWOOD ACADEMY	14	14	14	7	49
KNOXVILLE POWELL	0	0	0	7	7

—SCORING SUMMARY—

TEAM SCORING	PLAYER SCORING AND HOW	QUARTER	EXTRA PT.	TIME REMAINING	KEY PLAY IN DRIVE—	SCORE NOW
BA	CHRIS MILLER 15 yd. pass from JEFF SPEEDY	1	MATT YOUNG KICK	2:47	65 yds. 7 plays	7-0
BA	MILLER 17 yd pass from BRAD PERRY	1	YOUNG KICK	0:02	66 yards 5 plays	14-[illegible]
BA	PERRY 34 yard pass from SPEEDY	2	YOUNG KICK	6:50	72 yards 8 plays	21-[illegible]
BA	PERRY 7 yard pass from SPEEDY	2	YOUNG KICK	0:03	14 yards 1 play	28-0
BA	SPEEDY 1 yd. run	3	YOUNG KICK	4:03	64 yards 10 plays	35-0
BA	SPEEDY 1 yd. run	3	YOUNG KICK	1:53	63 yards 3 plays	42-0
BA	KRIS GARNETT 8 yard run	4	YOUNG KICK	9:21	34 yards 5 plays	49-0
P	JASON LITTLEJOHN 1 yard run	4	BRAD PHILLIPS KICK	0:25	47 yards 4 plays	49-[illegible]

NCAA QUICKIE STATISTICS

First Quarter | Half | Third Quarter | Final
(Circle One)

TEAM

	Brentwood Acad. (Visitors)	Knox Powell (Home)
Score	49	7
First Downs	22	10
Rushes—Yardage (Net)	36 — 164	29 — 138
Passing Yardage (Net)	288	73
Rushing—Yardage Lost	(-13)	(-9)
*Return Yardage (Net)	42	(-3)
Passes—Att.-Comp.-Int.	18 — 22-0	11 — 3-1
Total Offense—Yards	452	211
Punts (Number-Average)	1 — 35.0	5 — 23.4
Fumbles—Lost	1 — 1	2 — 2
Penalties—Yards	4 — 30	4 — 22
Possession Time	29:06	18:54

*Return of Punts, Intercepted Passes and Fumbles (not kickoffs).

INDIVIDUAL LEADERS

BA — Visitors

Rushing	Att.	Net Yards	TD	Long
Patrick Henry	12	80	0	35
Kris Garrett	11	42	1	8
Matt King	2	20	0	22
Russ Fitch	4	17	0	10

Passing	Att.-Comp.-Int.	Yds.	TD	Sacks
Jeff Speedy	21-17-0	271	3	1
Brad Perry	1-1-0	17	1	0

Pass Receiving	No.	Yards	TD	Long
Brad Perry	10	159	2	34
Chris Miller	7	116	2	48
Lyle Husband	1	13	0	13

Punting	No.	Avg.	Long
Jay Henderson	1	35.0	35

Knox Powell — Home

Rushing	Att.	Net Yards	TD	Long
Nata Kelso	5	54	0	16
Jason Littlejohn	16	56	1	18

Passing	Att.-Comp.-Int.	Yds.	TD	Sacks
Jason Littlejohn	11-3-1	73	0	2

Pass Receiving	No.	Yards	TD	Long
Shawn Lambert	2	64	0	33
Keith Smart	1	9	0	9

Punting	No.	Avg.	Long
Rupy Stinson	3	39.0	48
Team	2	Blocked	

Copyright 1984 National Collegiate Athletic Association

NCAA QUICKIE STATISTICS

First Quarter | Half | Third Quarter | Final
(Circle One)

TEAM

	Brentwood Acad. Visitors	Knox Powell Home
Score	28	0
First Downs	12	0
Rushes—Yardage (Net)	16 — 72	11 — 21
Passing Yardage (Net)	196	0
Rushing—Yardage Lost	(-7)	(-1)
*Return Yardage (Net)	39	-3
Passes—Att.-Comp.-Int.	12 — 16 - 0	0 — 3 - 1
Total Offense—Yards	268	21
Punts (Number-Average)	0 — 0	4 — 29.3
Fumbles—Lost	0 — 0	0 — 0
Penalties—Yards	3 — 25	3 — 17
Possession Time	15:22	8:38

*Return of Punts, Intercepted Passes and Fumbles (not kickoffs).

INDIVIDUAL LEADERS

Brentwood Acad. — Visitors

Rushing	Att.	Net Yards	TD	Long
Patrick Henry	7	53	0	35
Kris Garrett	7	22	0	8

Passing	Att.-Comp.-Int.	Yds.	TD	Sacks
Jeff Speedy	11 - 15 - 0	179	3	1
Brad Perry	1 - 1 - 0	17	1	0

Pass Receiving	No.	Yards	TD	Long
Brad Perry	6	121	2	34
Chris Miller	5	62	2	17

Punting	No.	Avg.	Long

Knox Powell — Home

Rushing	Att.	Net Yards	TD	Long
Jason Littlejohn	6	15	0	5

Passing	Att.-Comp.-Int.	Yds.	TD	Sacks
Jason Littlejohn	0 - 3 - 1	0	0	0

Pass Receiving	No.	Yards	TD	Long

Punting	No.	Avg.	Long
Rudy Stinson	3	34.0	42
Team	1	Blocked	

Copyright 1984 National Collegiate Athletic Association

Defensive Statistics

Powell

TOTALS

PLAYER	NO.	TACKLES	ASSISTS	INT.	FUMBLE RECOVERY	QB SACKS	OTHER	T	A	INT	FR	SACK	O
Keith Smart	85	II	II					2	2				
James Mattie	66	III	III					3	3				
Rudy Stinson	33	~~IIII~~ IIII	III					9	3				
Chad Painter	50	I	I					1	1				
Brent Tippens	41	~~IIII~~	II					5	2				
Markezee Clark	4	IIII	II					4	2				
Dennis Walker	47	IIII	IIII			I		4	4			I	
Bryan Vick	51	IIII	II					4	2				
Dorric Steen	81	II	I					2	1				
Shawn Lambert	3	II						2					
Jeff Ridenour	17	~~IIII~~ II	I					7	1				
Brad Phillips	2	I						1					
Rusty Partin	62	I	I		I			1	1		I		
Jason Littlejohn	5	II						2					
Nathan Grooms	71	I						1					

Defensive Statistics

Brentwood Academy

TOTALS

PLAYER	NO.	TACKLES	ASSISTS	INT.	FUMBLE RECOVERY	QB SACKS	OTHER	T	A	INT	FR	SACK	O
Tremayne Allen	91												
Jay Henderson	81	II			1	1		2			1	1	
Chris Holt	50	II						2					
Tommy Bethel	54	~~IIII~~ I	II					6	2				
Chris Reid	77	III	III				1 BLK FG	3	3				BLK FG
Jud Clift	62	III	I					3	1				
Jason Hill	72	III	I					3	1				
Jeff Speedy	9	I	I	I				1	1	1			
Brad Perry	14	I						1					
Chris Miller	24	~~IIII~~	I					5	1				
Ryan McCleary	8	IIII						4					
Allen Jackson	15	IIII	I					4	1				
Bobby Tolleson	44	III	II			I		3	2			1	
Brian Fox	64	II	II					2	2				
Rob Copland	33		I						1				
Curt Futch	67	I						1					
Lyle Husband	42				I						I		
Seth Hagen	30	I						1					

1990 Class AA Football Playoffs

November 9 - November 9, 1990

First Round		Second Round		Quarterfinals		Semifinals		Championship		
Hampton (8-2)	6									
Fri. Nov. 9 7:30 PM		Gatlinburg-Pittman	20							
Gatlinburg-Pittman (7-3)	28			Gatlinburg-Pittman	31					
		Fri. Nov. 16 7:30 PM								
Powell (10-0)	34									
Fri. Nov. 9 7:30 PM		Powell	0							
Lenoir City (8-2)	17					Gatlinburg-Pittman	20			
				Fri. Nov. 23 7:30 PM						
McMinn Central (9-1)	34									
Fri. Nov. 9 7:30 PM		McMinn Central	27							
Notre Dame (6-4)	14									
		Fri. Nov. 16 7:30 PM								
Sequatchie Co. (10-0)	44			Sequatchie Co.	6					
Fri. Nov. 9 7:30 PM		Sequatchie Co.	33					Marion Co.	26	
Livingston Academy (4-5)	28									
						Fri. Nov. 30 7:30 PM				
Smith Co. (8-2)	0									
Fri. Nov. 9 7:30 PM		Marion Co.	47							
Marion Co. (7-3)	50			Marion Co.	42					
		Fri. Nov. 16 7:30 PM								
Howard (3-5)	20									
Fri. Nov. 9 7:30 PM		Howard	14							
Polk Co. (7-3)	2									
				Fri. Nov. 23 7:30 PM						
						Marion Co.	42			
Roane Co. (10-0)	14									
Fri. Nov. 9 7:30 PM		Alcoa	14							
Alcoa (9-1)	17									
		Fri. Nov. 16 7:30 PM								
Seymour (10-0)	45			Alcoa	14					
Fri. Nov. 9 7:30 PM		Seymour	7							
Happy Valley (7-3)	12									
								Sat. Dec. 8 3:30 PM Clinic Bowl @ Vanderbilt		**Marion Co.** STATE CHAMPION
Lewis Co. (8-2)	7									
Fri. Nov. 9 7:30 PM		Portland	7							
Portland (9-1)	21									
		Fri. Nov. 16 7:30 PM		Brentwood Academy	20					
Brentwood Academy (6-3)	49									
Fri. Nov. 9 7:30 PM		Brentwood Academy	47							
Fairview (8-1)	0									
				Fri. Nov. 23 7:30 PM						
						MUS	45			
Milan (9-0)	10									
Fri. Nov. 9 7:30 PM		Milan	7							
Camden (7-3)	0									
		Fri. Nov. 16 7:30 PM								
MUS (10-0)	33			MUS	22					
Fri. Nov. 9 7:30 PM		MUS	41							
Trezevant (8-1)	6									
						Fri. Nov. 30 7:30 PM				
Frayser (9-1)	20									
Fri. Nov. 9 7:30 PM		Wooddale	21							
Wooddale (7-2)	21							MUS	7	
		Fri. Nov. 16 7:30 PM		Wooddale	14					
McNairy Central (10-0)	29									
Fri. Nov. 9 7:30 PM		McNairy Central	14							
Westview (8-2)	21									
				Fri. Nov. 23 7:30 PM						
						White House	12			
Waverly (8-2)	16									
Fri. Nov. 9 7:30 PM		David Lipscomb	10							
David Lipscomb (9-1)	32									
		Fri. Nov. 16 7:30 PM								
White House (6-4)	34			White House	18					
Fri. Nov. 9 7:30 PM		White House	21							
Hickman Co. (6-4)	14									

Notes:

1989 Class AA Football Playoffs

November 10 - December 9, 1989

First Round	Second Round	Quarterfinals	Semifinals	Championship
Unicoi Co. (8-2) 14				
Fri. Nov. 10 7:30 PM	Seymour 14			
Seymour (8-2) 42		Alcoa 30		
	Fri. Nov. 17 7:30 PM			
Alcoa (10-0) 20			Alcoa 22	
Fri. Nov. 10 7:30 PM	Alcoa 26			
Loudon (7-3) 14				
		Fri. Nov. 24 7:30 PM		
McMinn Central (8-2) 42				
Fri. Nov. 10 7:30 PM	McMinn Central 0			
Notre Dame (1-9) 0				
	Fri. Nov. 17 7:30 PM			
Marion Co. (10-0) 48		Marion Co. 20		
Fri. Nov. 10 7:30 PM	Marion Co. 8			Alcoa 39
Livingston Academy (6-4) 0				
			Fri. Dec. 1 7:30 PM	
Smith Co. (10-0) 0				
Fri. Nov. 10 7:30 PM	Sequatchie Co. 27			
Sequatchie Co. (9-1) 13		Sequatchie Co. 17		
	Fri. Nov. 17 7:30 PM			
Howard (4-5) 41				
Fri. Nov. 10 7:30 PM	Howard 0			
Polk Co. (9-1) 13				
		Fri. Nov. 24 7:30 PM		
Roane Co. (10-0) 23			Roane Co. 15	
Fri. Nov. 10 7:30 PM	Roane Co. 10			
Austin-East (7-3) 13				
	Fri. Nov. 17 7:30 PM			
Gibbs (8-2) 48		Roane Co. 20		
Fri. Nov. 10 7:30 PM	Gibbs 0			
South Greene (7-3) 0				
				Sat. Dec. 9 3:30 PM Clinic Bowl @ Vanderbilt
Marshall Co. (9-0) 0				
Fri. Nov. 10 7:30 PM	White House 6			
White House (7-3) 7		Brentwood Academy 16		
	Fri. Nov. 17 7:30 PM			
Brentwood Academy (7-1) 53				
Fri. Nov. 10 7:30 PM	Brentwood Academy 14			
Fairview (9-1) 0				
		Fri. Nov. 24 7:30 PM		
Milan (9-0) 54			Brentwood Academy 23	
Fri. Nov. 10 7:30 PM	Milan 6			
Bolivar Central (5-5) 0				
	Fri. Nov. 17 7:30 PM			
MUS (8-1) 27		MUS 14		
Fri. Nov. 10 7:30 PM	MUS 23			
Kingsbury (8-2) 7				
			Fri. Dec. 1 7:30 PM	
Trezevant (9-0) 34				
Fri. Nov. 10 7:30 PM	Trezevant 7			
Covington (8-2) 28		Westview 10		Brentwood Academy 22
	Fri. Nov. 17 7:30 PM			
McNairy Central (9-1) 7				
Fri. Nov. 10 7:30 PM	Westview 14			
Westview (8-2) 27				
		Fri. Nov. 24 7:30 PM		
Waverly (7-3) 20			Westview 0	
Fri. Nov. 10 7:30 PM	Waverly 21			
Tullahoma (5-5) 7				
	Fri. Nov. 17 7:30 PM			
Springfield (6-4) 35		Springfield 6		
Fri. Nov. 10 7:30 PM	Springfield 35			
Lewis Co. (6-4) 0				

Alcoa

STATE CHAMPION

Notes:

NCAA QUICKIE STATISTICS

First Quarter | Half | Third Quarter | Final
(Circle One)

TEAM

	Brentwood Acad (Visitors)	Alcoa (Home)
Score	22	39
First Downs	26	24
Rushes—Yardage (Net)	29 — 54	41 — 368
Passing Yardage (Net)	192	93
Rushing—Yardage Lost	(-36)	(-12)
*Return Yardage (Net)	0	77
Passes—Att.-Comp.-Int.	21 — 11 - 2	10 — 5 - 1
Total Offense—Yards	246	461
Punts (Number-Average)	4 — 36.3	1 — 33.0
Fumbles—Lost	3 — 3	2 — 2
Penalties—Yards	3 — 15	5 — 45
Possession Time	23:26	24:34

*Return of Punts, Intercepted Passes and Fumbles (not kickoffs).

INDIVIDUAL LEADERS

Brentwood Acad — Visitors

Rushing	Att.	Net Yards	TD	Long
Andy Ogles	16	48	0	13
Joe Pasley	5	23	0	7

Passing	Att.-Comp.-Int.	Yds.	TD	Sacks
Ryan Young	21-11-2	192	3	4

Pass Receiving	No.	Yards	TD	Long
Brad Perry	8	139	1	38
Joe Pasley	1	26	1	26
Carlos Joyner	1	6	1	6

Punting	No.	Avg.	Long
Scott Holmes	4	36.3	45

Alcoa — Home

Rushing	Att.	Net Yards	TD	Long
Chad Smith	19	211	2	65
Jamie Henry	13	112	1	55
Kevin Jackson	9	45	1	13

Passing	Att.-Comp.-Int.	Yds.	TD	Sacks
Jackson	10-5-1	93	0	0

Pass Receiving	No.	Yards	TD	Long
Shannon Mitchell	3	39	0	25
Russ Wimbley	2	54	0	47

Punting	No.	Avg.	Long
Russ Wembley	1	33.0	33

Copyright 1984 National Collegiate Athletic Association

Att. → 11,000 MVP - Chad Smith (Alcoa)

TEAMS	1	2	3	4	TOTAL
ALCOA	12	0	7	20	39
BRENTWOOD ACAD.	7	8	7	0	22

—SCORING SUMMARY—

TEAM SCORING	PLAYER SCORING AND HOW	QUARTER	EXTRA PT.	TIME REMAINING	KEY PLAY IN DRIVE—	SCORE NOW
A	CHAD SMITH 65 YARD RUN	1	KICK FAILED	7:09	81 yards 4 plays Time of Drive 1:53	6-0
BA	CARLOS JOYNER 6 yard pass from RYAN YOUNG	1	BRIAN BYRD KICK	3:05	88 yards Time → 4:04	7-6
A	JAMIE HENRY 20 YARD RUN	1	RUN FAILED	0:24	83 yards 6 plays Time → 2:41	12-7
BA	JOE PASLEY 26 yard pass from RYAN YOUNG	2	YOUNG RUN	3:12	53 yards 7 plays Time → 3:20	15-12
A	SMITH 62 yard run	3	CHRIS CLARK KICK	10:49	60 yards 2 plays Time → 1:11	19-15
BA	BRAD PERRY 38 yard pass from RYAN YOUNG	3	BYRD KICK	1:00	3 plays Time → 1:36	22-19
A	Russ Wimbley 52 yard punt return	4	kick failed	7:32		25-22
A	William Isom 1 yard interception return	4	CLARK KICK	7:00		32-22
A	Kevin Jackson 9 yard run	4	CLARK KICK	3:16	28 yds 6 Plays Time 3:16	39-22

1988

NCAA QUICKIE STATISTICS

First Quarter | Half | Third Quarter | Final

(Circle One)

TEAM

	Brentwood Acad. (Visitors)	Alcoa (Home)
Score	15	12
First Downs	11	9
Rushes—Yardage (Net)	16 — 40	18 — 218
Passing Yardage (Net)	126	68
Rushing—Yardage Lost	(-14)	(-1)
*Return Yardage (Net)	0	7
Passes—Att.-Comp.-Int.	15 — 8 - 0	8 — 4 - 0
Total Offense—Yards	166	286
Punts (Number-Average)	2 — 41.0	1 — 33.0
Fumbles—Lost	1 — 1	0 — 0
Penalties—Yards	2 — 10	3 — 35
Possession Time	13:01	10:59

*Return of Punts, Intercepted Passes and Fumbles (not kickoffs).

INDIVIDUAL LEADERS

Brentwood Acad. (Visitors)

Rushing	Att.	Net Yards	TD	Long
Andy Ogles	12	28	0	8
Joe Pasley	2	12	0	6

Passing	Att.-Comp.-Int.	Yds.	TD	Sacks
Ryan Young	15 - 8 - 0	126	2	1

Pass Receiving	No.	Yards	TD	Long
Brad Perry	5	73	0	26
Joe Pasley	1	26	1	26
Carlos Joyner	1	6	1	6

Punting	No.	Avg.	Long
Scott Holmes	2	41.0	45

Alcoa (Home)

Rushing	Att.	Net Yards	TD	Long
Chad Smith	9	99	1	65
Jamie Henry	6	91	1	55

Passing	Att.-Comp.-Int.	Yds.	TD	Sacks
Kevin Jackson	8 - 4 - 0	68	0	0

Pass Receiving	No.	Yards	TD	Long
Russ Wimbley	2	54	0	47

Punting	No.	Avg.	Long
Russ Wimbley	1	33.0	33.0

Copyright 1984 National Collegiate Athletic Association

Defensive Statistics

BRENTWOOD ACADEMY

TOTALS

PLAYER	NO.	TACKLES	ASSISTS	INT.	FUMBLE RECOVERY	QB SACKS	OTHER	T	A	INT	FR	SACK	O
BRIAN BYRD	45	IIII	II					4	2				
AL ALLEN	74	II III	II					5	2				
CHRIS REID	77	II						2	0				
STEPHEN MILLER	71	II IIII	I					6	1				
JAY HENDERSON	81							—	—				
PAGE ROBBLE	61	I IIII	III II					5	5				
JOE PASLEY	43	II II	I II	I				4	3	1			
JEFF STEEDY	9	II						2	0				
CARLOS JOYNER	20	II						2	0				
ANDY OGLES	25	II I	II II					3	4				
CASEY ALEXANDER	11	III						3	0				
SCOTT HOLMES	87	II I	II		I			3	2		1		
BILL WIJOLTH	73	II						2	0				
TOMMY BETHEL	67	I	I		I			1	1		1		
CHRIS SMITH	50	III	IIII					3	4				
BUTCH BRINLEE	'66	I						1	0				

Defensive Statistics

ALCOA

PLAYER	NO.	TACKLES	ASSISTS	INT.	FUMBLE RECOVERY	QB SACKS	OTHER	TOTALS T	TOTALS A	TOTALS INT	TOTALS FR	TOTALS SACK	TOTALS O
BRYAN WALDEN	9	II						2	0				
WALTER HENRY	55	I	II					1	2				
WILLIAM HENDERSON	60	I IIII	I II			I I/2 II		5	3			3.5	
MARLON HODGE	74	I II	I			I/2		2	1			.5	
SHERWOOD FOSTER	77							—	—				
SHANNON MITCHELL	2	IIII III	I					7	1				
JAMIE HENRY	5	III I	I I					4	2				
RUSS WIMBLEY	10	III II	II					5	2				
DEREKE FOSTER	11	II	I I					2	2				
CHAD SMITH	6	~~IIII~~ I		I (17 yds Ret)	I			6	0	1-17	1		
BILLY WILLIAMS	4	II						2	0				
SCOTT BOYD	75	II	I					2	1				
JASON HAMILTON	7	I						1	0				
MIKE LONG	81	I			I			1	0		1		
SCOTT LOVE	50	II						2	0				
WILLIAM ISOM	71			I (1 yd ret)	I			0	0	1-1 (TD)	1		

1988 Class AA Football Playoffs

November 4 - December 3, 1988

Notes:

1987 Class AA Football Playoffs

November 6 - December 5, 1987

First Round		Second Round		Quarterfinals		Semifinals		Championship	
South Greene (6-3)	21								
Fri. Nov. 6 7:30 PM		South Greene	19						
Knoxville Webb (7-3)	20								
		Fri. Nov. 13 7:30 PM		Loudon	21				
Knoxville Rule (8-1)	16								
Fri. Nov. 6 7:30 PM		Loudon	32						
Loudon (7-3)	23								
				Fri. Nov. 20 7:30 PM		Loudon	13		
Sweetwater (10-0)	32								
Fri. Nov. 6 7:30 PM		Sweetwater	14						
Howard (2-7)	6								
		Fri. Nov. 13 7:30 PM		Sweetwater	20				
Sequatchie Co. (8-2)	7								
Fri. Nov. 6 7:30 PM		Smith Co.	7					Austin-East	6
Smith Co. (8-2)	21								
						Fri. Nov. 27 7:30 PM			
York Institute (9-1)	6								
Fri. Nov. 6 7:30 PM		Marion Co.	49						
Marion Co. (5-5)	29								
		Fri. Nov. 13 7:30 PM		Marion Co.	14				
Polk Co. (6-4)	7								
Fri. Nov. 6 7:30 PM		Polk Co.	8						
Notre Dame (6-4)	6								
				Fri. Nov. 20 7:30 PM					
Lenoir City (7-3)	8					Austin-East	37		
Fri. Nov. 6 7:30 PM		Austin-East	7						
Austin-East (8-1)	19								
		Fri. Nov. 13 7:30 PM		Austin-East	28				
Gatlinburg-Pittman (10-0)	28								
Fri. Nov. 6 7:30 PM		Gatlinburg-Pittman	3						
Johnson Co. (8-2)	0								
								Sat. Dec. 5 3:30 PM Clinc Bowl @ Vanberbilt	**Brentwood Academy** STATE CHAMPION
Hickman Co. (9-1)	9								
Fri. Nov. 6 7:30 PM		Hickman Co.	14						
Portland (9-1)	0								
		Fri. Nov. 13 7:30 PM		Brentwood Academy	34				
Brentwood Academy (8-1)	42								
Fri. Nov. 6 7:30 PM		Brentwood Academy	28						
Cheatham Co. (6-4)	7								
				Fri. Nov. 20 7:30 PM		Brentwood Academy	26		
Milan (8-2)	35								
Fri. Nov. 6 7:30 PM		Milan	0						
McNairy Central (8-2)	0								
		Fri. Nov. 13 7:30 PM		MUS	13				
MUS (6-3)	39								
Fri. Nov. 6 7:30 PM		MUS	16						
Memphis East (7-3)	14								
						Fri. Nov. 27 7:30 PM			
Trezevant (9-1)	37								
Fri. Nov. 6 7:30 PM		Trezevant	41					Brentwood Academy	31
ECS (6-3)	6								
		Fri. Nov. 13 7:30 PM		Trezevant	12				
Lexington (10-0)	14								
Fri. Nov. 6 7:30 PM		Lexington	21						
Humboldt (8-2)	13								
				Fri. Nov. 20 7:30 PM		Waverly	7		
Waverly (10-0)	21								
Fri. Nov. 6 7:30 PM		Waverly	28						
Goodpasture (7-3)	6								
		Fri. Nov. 13 7:30 PM		Waverly	27				
White House (5-5)	16								
Fri. Nov. 6 7:30 PM		White House	12						
Marshall Co. (6-3)	13								

Notes:

NCAA QUICKIE STATISTICS

First Quarter | Half | Third Quarter | Final
(Circle One)

TEAM

	Brentwood Academy Visitors	Austin-East Home
Score	31	6
First Downs	18	5
Rushes—Yardage (Net)	47—247	24—30
Passing Yardage (Net)	95	140
Rushing—Yardage Lost	21	30
*Return Yardage (Net)	69	(-2)
Passes—Att.-Comp.-Int.	12—5-0	12—4-2
Total Offense—Yards	342	170
Punts (Number-Average)	3—29.7	6—28.8
Fumbles—Lost	3—1	2—1
Penalties—Yards	1—5	6—30
Possession Time	28:07	19:53

*Return of Punts, Intercepted Passes and Fumbles (not kickoffs).

INDIVIDUAL LEADERS

Brentwood Academy — Visitors

Rushing	Att.	Net Yards	TD	Long
Joe Posley	11	110	2	20
Jason Cook	21	102	0	15
Marcus Cannon	7	43	0	10

Passing	Att.-Comp.-Int.	Yds.	TD	Sacks
Jeff Brothers	12-5-0	95	1	2

Pass Receiving	No.	Yards	TD	Long
Joe Posley	2	32	0	20
Greg Poynter	1	34	1	34
Matt MacIntyre	1	16	0	16

Punting	No.	Avg.	Long
Jody Brothers	3	29.7	34.0

Austin-East — Home

Rushing	Att.	Net Yards	TD	Long
Juan Robinson	9	35	0	16
Robert Fair	9	20	0	6

Passing	Att.-Comp.-Int.	Yds.	TD	Sacks
Fred Lowery	12-4-2	150	1	0

Pass Receiving	No.	Yards	TD	Long
Rhonyin Quick	1	74	1	74
Robert Fair	2	46	0	27
Patrick Dean	1	20	0	20

Punting	No.	Avg.	Long
Tony Sales	6	28.8	35

Copyright 1984 National Collegiate Athletic Association

1987

TEAMS	1	2	3	4	TOTAL
Knoxville Austin-East	0	0	6	0	6
Brentwood Academy	0	10	7	14	31

—SCORING SUMMARY—

TEAM SCORING	PLAYER SCORING AND HOW	QUARTER	EXTRA PT.	TIME REMAINING	KEY PLAY IN DRIVE—	SCORE NOW
BA	Derric Cotton 25 yard FG	2	—	8:56	43 yards 9 plays Time Elapsed 4:14	3-0
BA	Joe Pasley 13 yard run	2	Cotton kick	3:12	13 yards 1 play Time Elapsed :06	10-0
BA	Greg Poynter 34 yard pass from Jeff Brothers	3	Cotton kick	8:55	72 yards 6 plays Time Elapsed 3:05	17-0
AE	Rhonyin Quick 74 yard pass from Fred Lowery	3	Kick blocked	3:58	77 yards 2 plays Time Elapsed 1:04	17-6
BA	Joe Pasley 18 yard run	4	Cotton kick	11:54	76 yards 9 plays Time Elapsed 4:04	24-6
BA	Jeff Brothers 1 yard run	4	Cotton kick	8:33	36 yards 7 plays Time Elapsed 2:48	31-6

AA 1987

NCAA QUICKIE STATISTICS

First Quarter | (Half) | Third Quarter | Final

(Circle One)

TEAM

	Brentwood Academy Visitors	Austin-East Home
Score	10	0
First Downs	7	1
Rushes—Yardage (Net)	18—66	16—(-6)
Passing Yardage (Net)	49	27
Rushing—Yardage Lost	20	30
*Return Yardage (Net)	50	0
Passes—Att.-Comp.-Int.	7—3-0	6—1-0
Total Offense—Yards	115	21
Punts (Number-Average)	1—28.0	5—29.4
Fumbles—Lost	2—1	0—0
Penalties—Yards	1—5	5—25
Possession Time	11:19	12:41

*Return of Punts, Intercepted Passes and Fumbles (not kickoffs).

INDIVIDUAL LEADERS

Brentwood Academy — Visitors

Rushing	Att.	Net Yards	TD	Long
Jason Cook	10	39	0	15
Joe Pasley	4	41	1	20

Passing	Att.-Comp.-Int.	Yds.	TD	Sacks
Jeff Brothers	7-3-0	49	0	2

Pass Receiving	No.	Yards	TD	Long
Joe Pasley	1	20	0	20
Matt MacIntyre	1	16	0	16
Billy Whitaker	1	13	0	13

Punting	No.	Avg.	Long
Jody Brothers	1	28.0	28

Austin-East — Home

Rushing	Att.	Net Yards	TD	Long
Robert Fair	7	16	0	6
Juan Robinson	4	5	0	3

Passing	Att.-Comp.-Int.	Yds.	TD	Sacks
Fred Lowery	6-1-0	27	0	1

Pass Receiving	No.	Yards	TD	Long
Robert Fair	1	27	0	27

Punting	No.	Avg.	Long
Tony Sales	5	29.4	35

Copyright 1984 National Collegiate Athletic Association

Brentwood

Defensive Statistics

TOTALS

PLAYER	NO.	TACKLES	ASSISTS	INT.	FUMBLE RECOVERY	QB SACKS	OTHER	T	A	INT	FR	SACK	O
Billy Whitaker	35	1						1					
Scott Collins	78												
Darryl Hamilton	76	1111						4					
Phil Husband	50	111	1					3	1				
Bubba Montgomery	86	11	1					2	1				
Joe Pasley	43	11						2					
Jeremy Spivey	88	11	1					2	1				
Andy Ogles	25	111						3					
Matt MacIntyre	21	1	1	1				1	1	1			
Greg Poynter	42												
Hal Ellen	40	11	1	1				2	1	1			
Jody Brothers	8												
Jason Cook	31	1						1					
Brian Byrd	36		1						1				
Page Robbie	32	11	1		1	1		2	1		1		
Jason Patrick	85	11						2					
Geoff Bowden	67	1						1					
Marcus Cannon	33	1						1					
Casey Alexander	27	1					Blocked Extra Point	1					

Austin East

Defensive Statistics

TOTALS

PLAYER	NO.	TACKLES	ASSISTS	INT.	FUMBLE RECOVERY	QB SACKS	OTHER	T	A	INT	FR	SACK	O
Baffin Harper	66	IIII						4					
Curtis Lowery	77												
Thomas Cole	55		I						I				
Melbert Lee	75	I				I		I				I	
Deossie Dingus	90	~~IIII~~				I	Batted Down Pass	5				I	
Charles DuBose	64	~~IIII~~ I	I					6	I				
Dennis Littlejohn	50	~~IIII~~ ~~IIII~~	II					10	2				
Patrick Dean	3	IIII	I					4	I				
Robert Fair	43	I						I					
Eric Allen	7	IIII	I					4	I				
Terrell Patrick	36	~~IIII~~ I						6					
Tony Sales	2												
Kirt Lundee	78	III	I		I			3	I		I		
Jeff Miner	40		I						I				
Jabber Troutman	68	III						3					
	61		I						I				
Juan Robinson	21	I						I					
Sam Mitchell	48	II						2					
David Young	73	II						2					
Nathaniel Goodwin	58	I						I					

1986 Class AA Football Playoffs

November 7 - December 6, 1986

First Round	Second Round	Quarterfinals	Semifinals	Championship	
Unicoi Co. (8-2) 14					
Fri. Nov. 7 7:30 PM	Seymour 0				
Seymour (9-1) 26		Austin-East 32			
	Fri. Nov. 14 7:30 PM				
Austin-East (10-0) 44					
Fri. Nov. 7 7:30 PM	Austin-East 46				
Anderson Co. (5-5) 6			Austin-East 21		
		Fri. Nov. 21 7:30 PM			
Loudon (10-0) 28					
Fri. Nov. 7 7:30 PM	Loudon 13				
Polk Co. (8-2) 6					
	Fri. Nov. 14 7:30 PM				
Marion Co. (6-4) 42		Marion Co. 13			
Fri. Nov. 7 7:30 PM	Marion Co. 30			Austin-East 28	
DeKalb Co. (8-2) 21					
			Fri. Nov. 28 7:30 PM		
Gatlinburg-Pittman (10-0) 28					
Fri. Nov. 7 7:30 PM	Gatlinburg-Pittman 14				
Happy Valley (9-1) 6		Maryville 14			
	Fri. Nov. 14 7:30 PM				
Harriman (7-3) 3					
Fri. Nov. 7 7:30 PM	Maryville 31				
Maryville (9-1) 14					
		Fri. Nov. 21 7:30 PM			
Chattanooga Central (8-2) 19			Maryville 3		
Fri. Nov. 7 7:30 PM	Chattanooga Central 14				
Sweetwater (7-3) 7					
	Fri. Nov. 14 7:30 PM				
York Institute (8-2) 0		Chattanooga Central 12			
Fri. Nov. 7 7:30 PM	Bledsoe Co. 6				
Bledsoe Co. (9-1) 20				Wed. Dec. 3 3:30 PM Clinic Bowl @ Vanderbilt	**Austin-East** STATE CHAMPION
Marshall Co. (8-2) 40					
Fri. Nov. 7 7:30 PM	Marshall Co. 0				
Portland (4-6) 0		Brentwood Academy 24			
	Fri. Nov. 14 7:30 PM				
Brentwood Academy (9-0) 30					
Fri. Nov. 7 7:30 PM	Brentwood Academy 28				
Camden (7-3) 6			Brentwood Academy 7		
		Fri. Nov. 21 7:30 PM			
Milan (8-1) 28					
Fri. Nov. 7 7:30 PM	Milan 28				
Huntingdon (8-2) 0					
	Fri. Nov. 14 7:30 PM				
ECS (8-2) 0		Milan 21			
Fri. Nov. 7 7:30 PM	Ridgeway 6				
Ridgeway (7-3) 6					
			Fri. Nov. 28 7:30 PM		
White House (8-2) 7					
Fri. Nov. 7 7:30 PM	White House 10				
Hickman Co. (8-1) 6				Brentwood Academy 20	
	Fri. Nov. 14 7:30 PM	White House 7			
Waverly (6-4) 14					
Fri. Nov. 7 7:30 PM	Waverly 0				
Goodpasture (5-5) 7					
		Fri. Nov. 21 7:30 PM			
Lexington (8-2) 0			Trezevant 6		
Fri. Nov. 7 7:30 PM	Humboldt 9				
Humboldt (8-2) 7					
	Fri. Nov. 14 7:30 PM				
Trezevant (10-0) 13		Trezevant 28			
Fri. Nov. 7 7:30 PM	Trezevant 19				
Memphis Catholic (5-4) 0					

Notes:

NCAA QUICKIE STATISTICS

First Quarter | Half | Third Quarter | Final
(Circle One)

TEAM

	Austin East (Visitors)	Brentwood Aca. (Home)
Score	28	20
First Downs	13	18
Rushes—Yardage (Net)	31 — 203	42 — 170
Passing Yardage (Net)	145	152
Rushing—Yardage Lost	33	32
*Return Yardage (Net)	61	49
Passes—Att.-Comp.-Int.	8 — 15 - 1	12 — 25 - 4
Total Offense—Yards	348	272
Punts (Number-Average)	5 — 29.6	3 — 38.0
Fumbles—Lost	5 — 2	1 — 1
Penalties—Yards	12 — 109	2 — 20
Possession Time	19:22	28:38

*Return of Punts, Intercepted Passes and Fumbles (not kickoffs).

INDIVIDUAL LEADERS

Austin East (Visitors)

Rushing	Att.	Net Yards	TD	Long
Leroy Thompson	16	123	0	52
Joey Smith	9	56	1	39

Passing	Att.-Comp.-Int.	Yds.	TD	Sacks
Massy Taylor	7 - 14 - 1	104	2	0
Von Reeves	1 - 1 - 0	41	0	0

Pass Receiving	No.	Yards	TD	Long
Von Reeves	3	48	1	20
Robert Fair	4	79	0	41
Leroy Thompson	1	18	1	18

Punting	No.	Avg.	Long
Von Reeves	5	29.6	49

Brentwood Aca (Home)

Rushing	Att.	Net Yards	TD	Long
Jason Cook	25	109	0	21
Marcus Cannon	7	16	0	7

Passing	Att.-Comp.-Int.	Yds.	TD	Sacks
John Snow	12 - 25 - 4	152	2	3-30

Pass Receiving	No.	Yards	TD	Long
Tanner Doehring	5	67	0	20
Matt McIntyre	2	37	0	23
Scott Speedy	1	22	0	22

Punting	No.	Avg.	Long
Hal Ellen	1	30	30
Michael Zonger	2	36.5	44

Copyright 1985 National Collegiate Athletic Association

TEAMS	1	2	3	4	TOTAL
Austin East	14	14	0	0	28
Brentwood Aca.	0	0	6	14	20

—SCORING SUMMARY—

TEAM SCORING	PLAYER SCORING AND HOW	QUARTER	EXTRA PT.	TIME REMAINING	KEY PLAY IN DRIVE—	SCORE NOW
Austin East	Von Reeves 40 yd Fum Ret.	1	Missy Taylor KG	6:37		7-0
Austin East	Joey Smith 39 yd Run	1	Taylor KG	4:15		14-0
Austin East	Von Reeves 19 yd pass from Missy Taylor	2	Taylor KG	11:27		21-0
Austin East	Leroy Thompson 18 yd Pass from Taylor	2	Taylor KG	0:11		28-0
Brent. Aca.	Hal Ellen 1 yd Run	3	Run Failed	6:25		28-6
Brent Aca.	Brent Glossinger 2 yd pass from John Snow	4	Pass Failed	9:43		28-12
Brent Aca.	Hal Ellen 16 yd pass from Snow	4	Snow to Speedy	6:15		28-20

1986
AA

NCAA QUICKIE STATISTICS

First Quarter | (Half) | Third Quarter | Final
(Circle One)

TEAM

	Austin-East Visitors	Brentwood Academy Home
Score	28	0
First Downs	11	5
Rushes—Yardage (Net)	16—176	15—46
Passing Yardage (Net)	145	32
Rushing—Yardage Lost	19	16
*Return Yardage (Net)	61	49
Passes—Att.-Comp.-Int.	8—13—1	3—11—3
Total Offense—Yards	321	78
Punts (Number-Average)	2—28.5	3—38.0
Fumbles—Lost	2—0	1—1
Penalties—Yards	7—70	0—0
Possession Time	12:10	11:50

*Return of Punts, Intercepted Passes and Fumbles (not kickoffs).

INDIVIDUAL LEADERS

Austin East (~~Brentwood~~) — Visitors

Rushing	Att.	Net Yards	TD	Long
Leroy Thompson	9	96	0	52
Joey Smith	6	59	1	39
Mossy Taylor	4	8	0	11

Passing	Att.-Comp.-Int.	Yds.	TD	Sacks
Mossy Taylor	7-12-1	104	2	0
Von Reeves	1-1-0	41	0	0

Pass Receiving	No.	Yards	TD	Long
Von Reeves	3	48	1	20
Robert Fair	4	79	0	41
Leroy Thompson	1	18	1	18

Punting	No.	Avg.	Long
Von Reeves	2	28.5	29

Brentwood — Home

Rushing	Att.	Net Yards	TD	Long
Jason Cook	6	41	0	18
Marcus Cannon	5	10	0	7

Passing	Att.-Comp.-Int.	Yds.	TD	Sacks
John Snow	3-11-3	32	0	1-14

Pass Receiving	No.	Yards	TD	Long
Scott Speedy	1	22	0	22
Topper Doehring	1	11	0	11

Punting	No.	Avg.	Long
Hal Ellen	1	30	30
Michael Zonger	2	36.5	44

Copyright 1985 National Collegiate Athletic Association

Brentwood Aca.

Defensive Statistics

TOTALS

PLAYER	NO.	TACKLES	ASSISTS	INT.	FUMBLE RECOVERY	QB SACKS	OTHER	T	A	INT	FR	SACK	O
Matt MacIntyre	21	~~IIII~~	~~IIII~~										
Scott Collins	78												
Carl Emery	23	II	I										
Topper Doehring	14	I	IIII										
Scott Speedy	18	~~IIII~~	II	I									
Bubba Montgomery	86	IIII	IIII		II								
Joe Pasley	43	III	I										
John Padgett ~~Bob Griffith~~	61	IIII	III										
Marcus Cannon	33		II										
Mac McCoin	62	I	I										
Billy Whitaker	35	I	II										
Billy Mayberry	60	~~IIII~~ I	III			I							
Hal Ellen	40	III	I				FD						
Fritz Byrd	45	~~IIII~~ II					PD						
Jody Jones	15		I										

Austin East

Defensive Statistics

TOTALS

PLAYER	NO.	TACKLES	ASSISTS	INT.	FUMBLE RECOVERY	QB SACKS	P.D. OTHER	T	A	INT	FR	SACK	O
Tarom Alford	24	II	I										
Joey Smith	16	IIII	I	I									
Patrick Dean	3	IIII	I										
Von Reeves	88	I	IIII		I								
Bosworth Hill	61	~~IIII~~ ~~IIII~~ I	~~IIII~~ ~~IIII~~	I			P.D. P.D.						
Leroy Thompson	44	~~IIII~~	III	II									
Tony Brown	79	IIII	I				hurry						
Monrico Hall	75	~~IIII~~ I	II			III							
	~~59~~		~~41~~										
Jeffery Cromwell	63	I											
Jim Wells	60		II										
Robert Fair	43	II	I										
James Upshaw	58	III	IIII										
Charles Dubose	34	I											
Reggie Houston	22	I											
Thomas Cole	55	IIII											
Massy Taylor	13	I											
Kevin Sadler	12	I											

1985 Class AA Football Playoffs

November 8 - December 7, 1985

First Round		Second Round		Quarterfinals		Semifinals		Championship		
Seymour (8-2)	7									
Fri. Nov. 8 7:30 PM		Happy Valley	29							
Happy Valley (9-1)	10			Austin-East	41					
		Fri. Nov. 15 7:30 PM								
Roane Co. (4-6)	14									
Fri. Nov. 8 7:30 PM		Austin-East	50							
Austin-East (9-1)	48					Austin-East	34			
				Fri. Nov. 22 7:30 PM						
Chattanooga Central (4-6)	17									
Fri. Nov. 8 7:30 PM		Chattanooga Central	14							
Lenoir City (9-1)	0									
		Fri. Nov. 15 7:30 PM								
DeKalb Co. (8-2)	0			Marion Co.	22			Austin-East	19	
Fri. Nov. 8 7:30 PM		Marion Co.	34							
Marion Co. (9-1)	40									
						Fri. Nov. 29 7:30 PM				
Unicoi Co. (8-2)	28									
Fri. Nov. 8 7:30 PM		Unicoi Co.	10							
Gatlinburg-Pittman (10-0)	21			Unicoi Co.	7					
		Fri. Nov. 15 7:30 PM								
Knoxville Rule (8-2)	12									
Fri. Nov. 8 7:30 PM		Knoxville Rule	7							
Anderson Co. (8-2)	0									
				Fri. Nov. 22 7:30 PM						
Sweetwater (9-1)	6					Smith Co.	0			
Fri. Nov. 8 7:30 PM		Polk Co.	18							
Polk Co. (9-1)	21									
		Fri. Nov. 15 7:30 PM		Smith Co.	14					
Sequatchie Co. (6-4)	0									
Fri. Nov. 8 7:30 PM		Smith Co.	20							
Smith Co. (8-2)	18									
								Sat. Dec. 7 3:30 PM Clinic Bowl @ Vanderbilt		**MUS** STATE CHAMPION
Goodlettsville (5-5)	0									
Fri. Nov. 8 7:30 PM		Marshall Co.	14							
Marshall Co. (10-0)	12			Marshall Co.	7					
		Fri. Nov. 15 7:30 PM								
Waverly (7-3)	27									
Fri. Nov. 8 7:30 PM		Brentwood Academy	10							
Brentwood Academy (7-2)	48					MUS	31			
				Fri. Nov. 22 7:30 PM						
J. South Side (8-2)	7									
Fri. Nov. 8 7:30 PM		Milan	7							
Milan (9-0)	34									
		Fri. Nov. 15 7:30 PM		MUS	14					
Ridgeway (9-1)	7									
Fri. Nov. 8 7:30 PM		MUS	41							
MUS (8-1)	28									
						Fri. Nov. 29 7:30 PM				
BGA (7-3)	12									
Fri. Nov. 8 7:30 PM		BGA	21					MUS	21	
White House (7-3)	6			Goodpasture	21					
		Fri. Nov. 15 7:30 PM								
Goodpasture (8-2)	42									
Fri. Nov. 8 7:30 PM		Goodpasture	49							
Fairview (8-2)	22									
				Fri. Nov. 22 7:30 PM						
Obion Co. (6-4)	16					Goodpasture	29			
Fri. Nov. 8 7:30 PM		Lexington	7							
Lexington (5-5)	26									
		Fri. Nov. 15 7:30 PM		Trezevant	0					
ECS (8-2)	20									
Fri. Nov. 8 7:30 PM		Trezevant	35							
Trezevant (10-0)	21									

Notes:

1984 Class AA Football Playoffs

November 16 - December 8, 1984

First Round

Marshall Co. (10-0) 14
Fri. Nov. 16 7:30 PM
White House (8-2) 7

Brentwood Academy (9-1) 48
Fri. Nov. 16 7:30 PM
Waverly (7-3) 7

Milan (10-0) 14
Fri. Nov. 16 7:30 PM
McNairy Central (7-3) 0

Kirby (10-0) 8
Thu. Nov. 15 7:30 PM
Sheffield (8-2) 0

Marion Co. (10-0) 53
Fri. Nov. 16 7:30 PM
Smith Co. (7-3) 18

Howard (8-2) 20
Fri. Nov. 16 7:30 PM
Sweetwater (10-0) 14

Maryville (9-1) 21
Fri. Nov. 16 7:30 PM
Scott (7-3) 7

Unicoi Co. (9-1) 20
Fri. Nov. 16 7:30 PM
Seymour (8-2) 6

Quarterfinals

Marshall Co. 16
Fri. Nov. 23 7:30 PM
Brentwood Academy 7

Milan 17
Fri. Nov. 23 7:30 PM
Kirby 0

Marion Co. 39
Fri. Nov. 23 7:30 PM
Howard 21

Maryville 27
Fri. Nov. 23 7:30 PM
Unicoi Co. 19

Semifinals

Marshall Co. 25
Fri. Nov. 30 7:30 PM
Milan 0

Marion Co. 14
Fri. Nov. 30 7:30 PM
Maryville 13

Championship

Marshall Co. 20
Sat. Dec. 8 3:30 PM
Clinic Bowl @ Vanderbilt
Marion Co. 13

Marshall Co.
STATE CHAMPION

Notes:

1983 Class AA Football Playoffs

November 11 - December 3, 1983

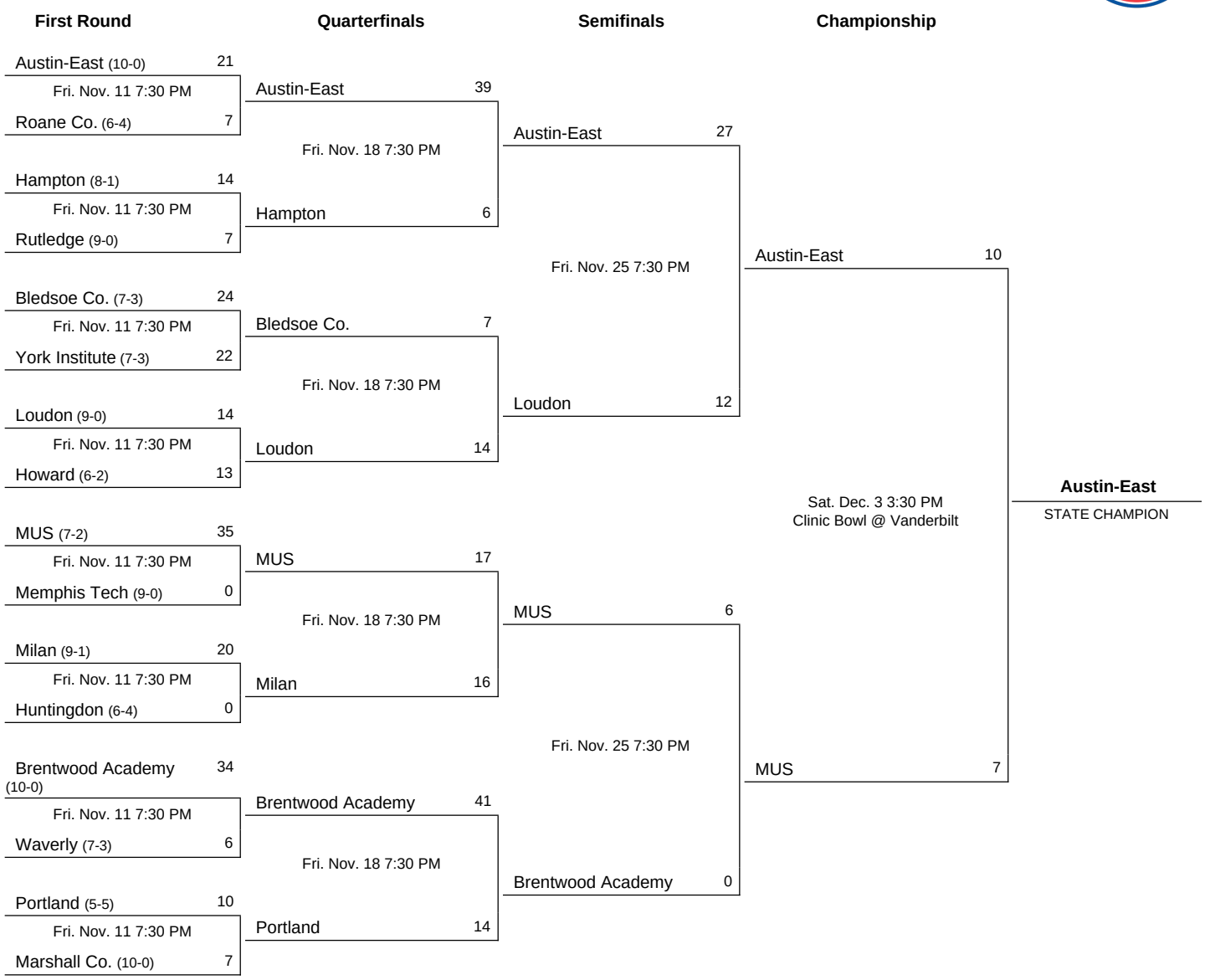

Notes:

1982 Class AA Football Playoffs

November 12 - December 4, 1982

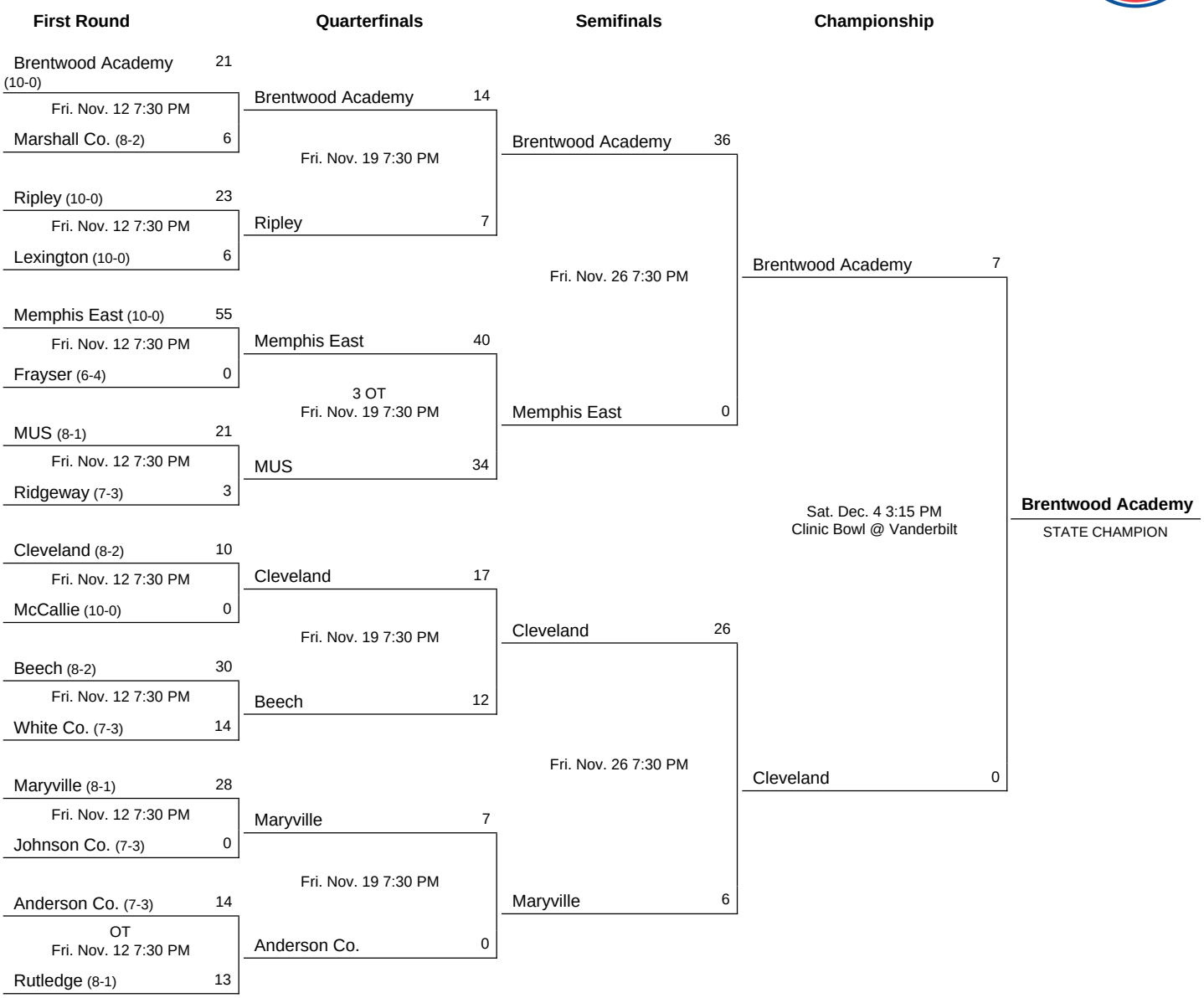

Notes:

Final

NCAA FINAL TEAM STATISTICS

	Cleveland Visitors	Brentwood Acad. Home
First Downs	9	9
Rushing	4	5
Passing	4	3
Penalty	1	1
Rushing Attempts	32	40
Yards Rushing	99	118
Tackles-Yards Lost Rushing	-2	-22
Net Yards Rushing	97	96
Net Yards Passing	67	77
Passes Attempted	16	8
Passes Completed	5	5
Had Intercepted	3	1
Total Offensive Plays	48	47
Total Net Yards	164	173
Average Gain Per Play		
Return Yards		
Fumbles: Number—Lost	0-0	1-0
Penalties: Number—Yards	29	35
Interceptions: Number—Yards	1	3
Number of Punts—Yards	221 (6)	266 (7)
Average Per Punt	36.8	38
Punt Returns: Number—Yards	1	4
Kickoff Returns: Number—Yards	9	0
Possession Time	–	–

Copyright 1982 National Collegiate Athletic Association

1981 Class AA Football Playoffs

November 27 - November 27, 1981

First Round

Brentwood Academy (9-1) 33
Fri. Nov. 13 7:30 PM
Giles Co. (7-3) 6

Milan (9-1) 13
Fri. Nov. 13 7:30 PM
Ripley (5-5) 10

Collierville (10-0) 27
Fri. Nov. 13 7:30 PM
Ridgeway (6-4) 14

Frayser (7-3) 15
Fri. Nov. 13 7:30 PM
Memphis East (8-2) 14

Roane Co. (9-1) 54
Fri. Nov. 13 7:30 PM
Chattanooga City (9-1) 7

Beech (8-2) 21
Fri. Nov. 13 7:30 PM
Livingston Academy (7-3) 14

Maryville (8-1) 18
Fri. Nov. 13 7:30 PM
Johnson Co. (9-1) 0

Seymour (9-1) 21
Fri. Nov. 13 7:30 PM
Rutledge (5-4) 14

Quarterfinals

Brentwood Academy 41
Fri. Nov. 20 7:30 PM
Milan 0

Collierville 18
Fri. Nov. 20 7:30 PM
Frayser 3

Roane Co. 21
Fri. Nov. 20 7:30 PM
Beech 0

Maryville 41
Fri. Nov. 20 7:30 PM
Seymour 7

Semifinals

Brentwood Academy 14
Fri. Nov. 27 7:30 PM
Collierville 3

Roane Co. 6
Fri. Nov. 27 7:30 PM
Maryville 2

Championship

Brentwood Academy 44
Fri. Dec. 4 7:30 PM
Roane Co. 13

Brentwood Academy
STATE CHAMPION

Notes:

1980 Class AA Football Playoffs

November 14 - December 5, 1980

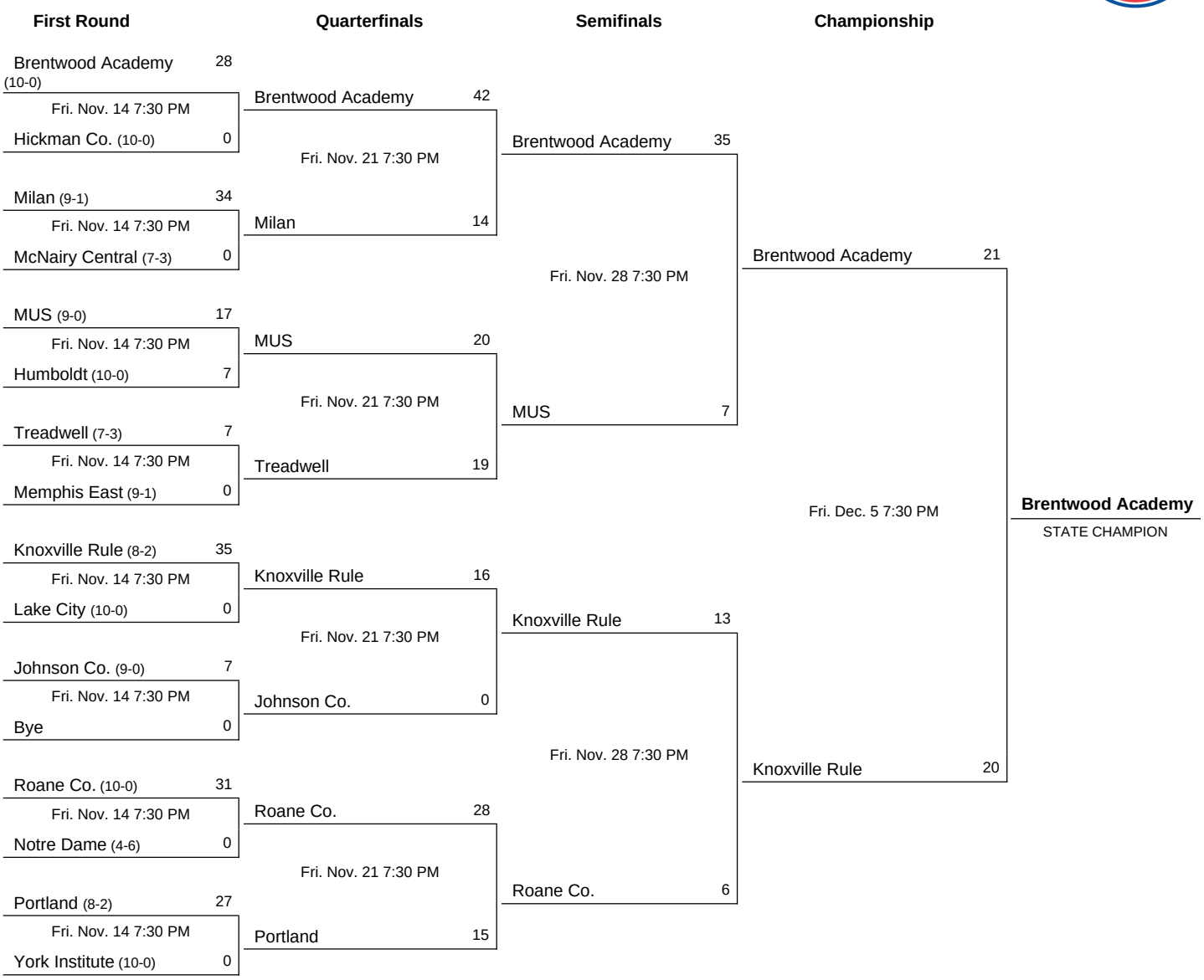

Notes:

1979 Class AA Football Playoffs

November 16 - December 7, 1979

First Round

Humboldt 52
Fri. Nov. 16 7:30 PM
Memphis Prep 0

Memphis East 34
Fri. Nov. 16 7:30 PM
Memphis Central 15

Lexington 49
Fri. Nov. 16 7:30 PM
J. North Side 8

Brentwood Academy 35
Fri. Nov. 16 7:30 PM
Marshall Co. 13

Maryville 21
Fri. Nov. 16 7:30 PM
Oliver Springs 0

Rogersville 9
Fri. Nov. 16 7:30 PM
South Greene 7

Lenoir City 41
Fri. Nov. 16 7:30 PM
McMinn Central 19

York Institute 18
Fri. Nov. 16 7:30 PM
Portland 13

Quarterfinals

Humboldt 21
Fri. Nov. 23 7:30 PM
Memphis East 13

Lexington 17
Fri. Nov. 23 7:30 PM
Brentwood Academy 14

Maryville 25
Fri. Nov. 23 7:30 PM
Rogersville 0

Lenoir City 20
Fri. Nov. 23 7:30 PM
York Institute 13

Semifinals

Humboldt 7
Fri. Nov. 30 7:30 PM
Lexington 0

Maryville 31
Fri. Nov. 30 7:30 PM
Lenoir City 0

Championship

Humboldt 13
Fri. Dec. 7 7:30 PM
Maryville 10

Humboldt
STATE CHAMPION

Notes:

1978 Class AA Football Playoffs

November 10 - December 1, 1978

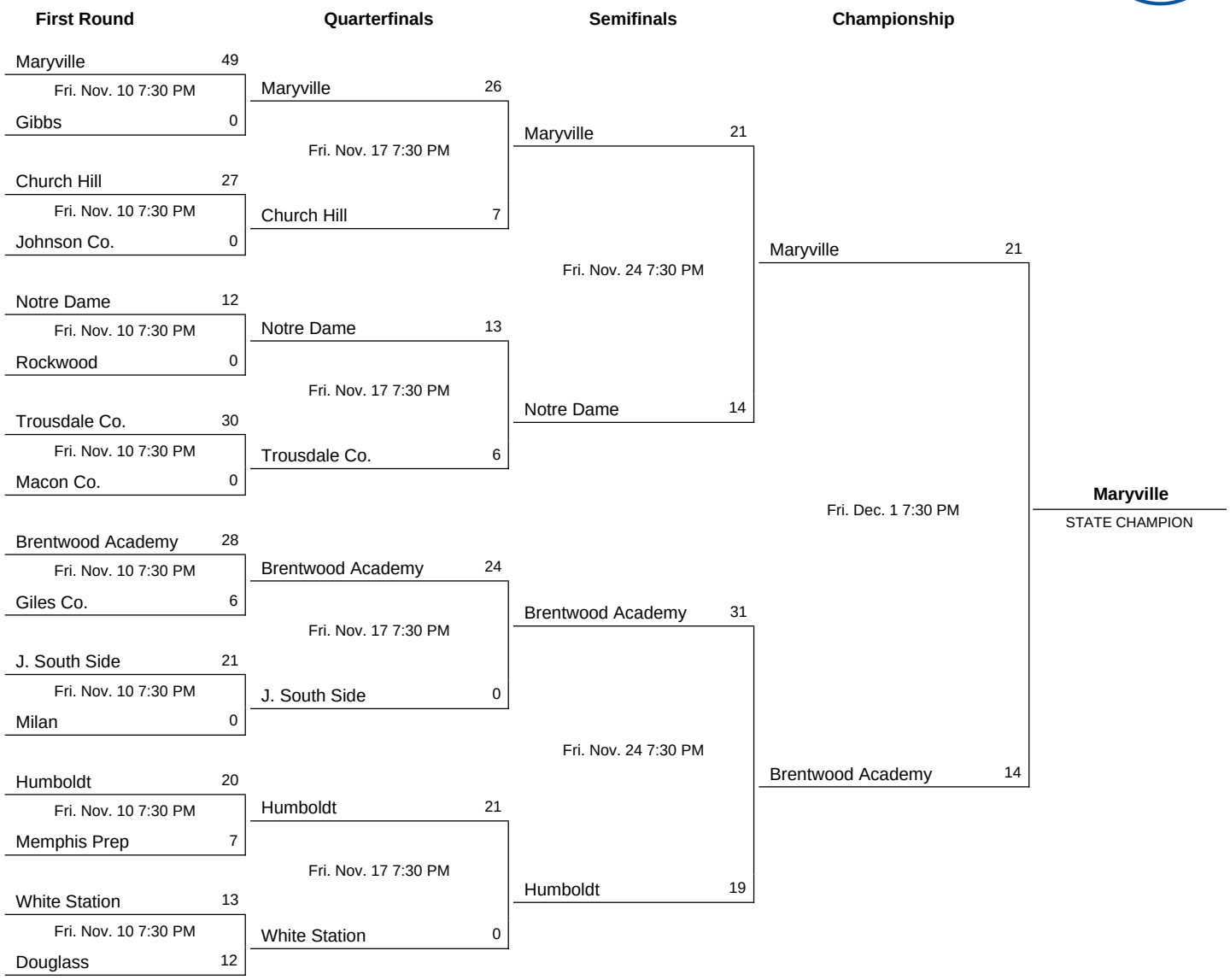

Notes:

1977 Class AA Football Playoffs

November 11 - December 2, 1977

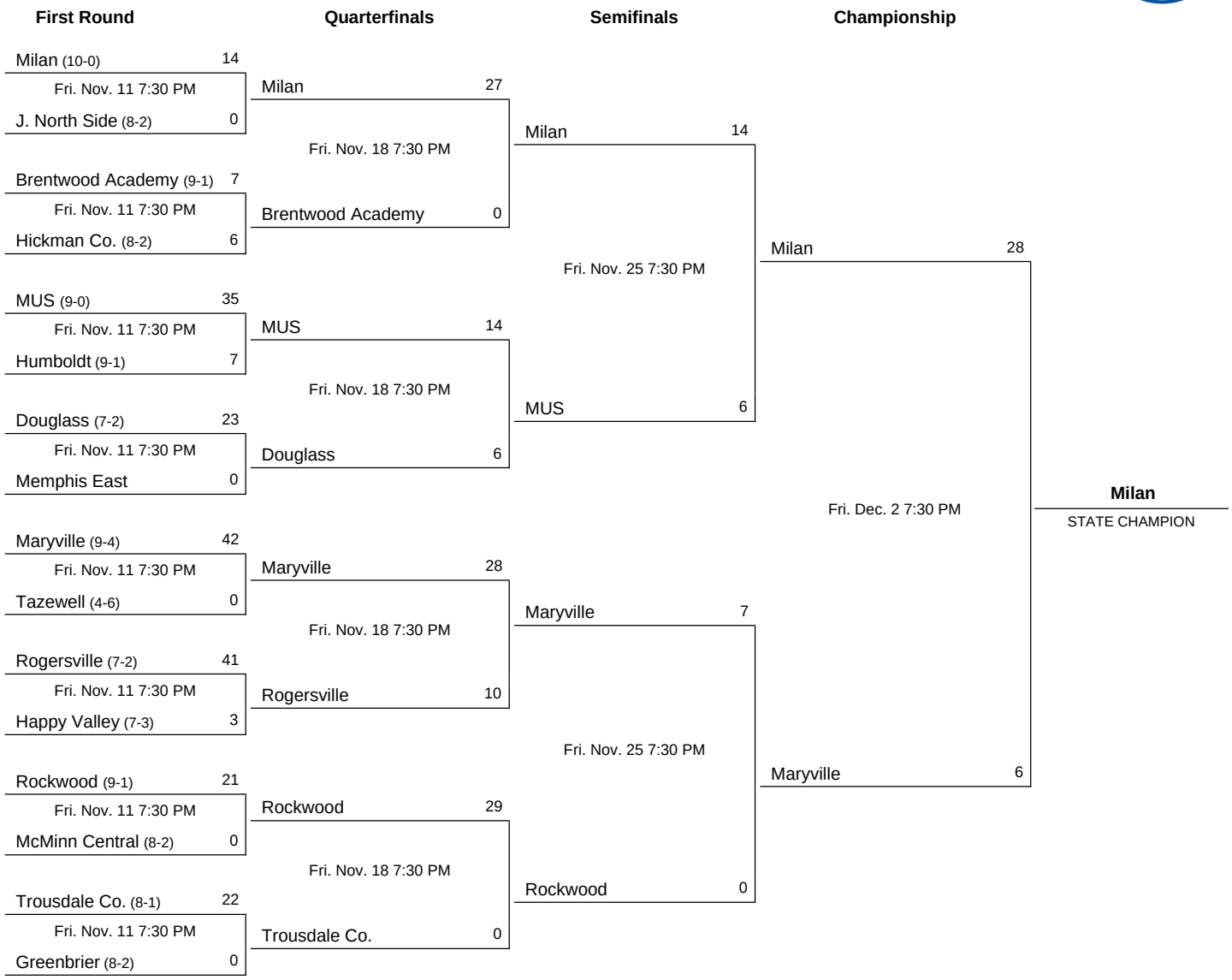

Notes:

1976 Class AA Football Playoffs

November 12 - November 26, 1976 ·

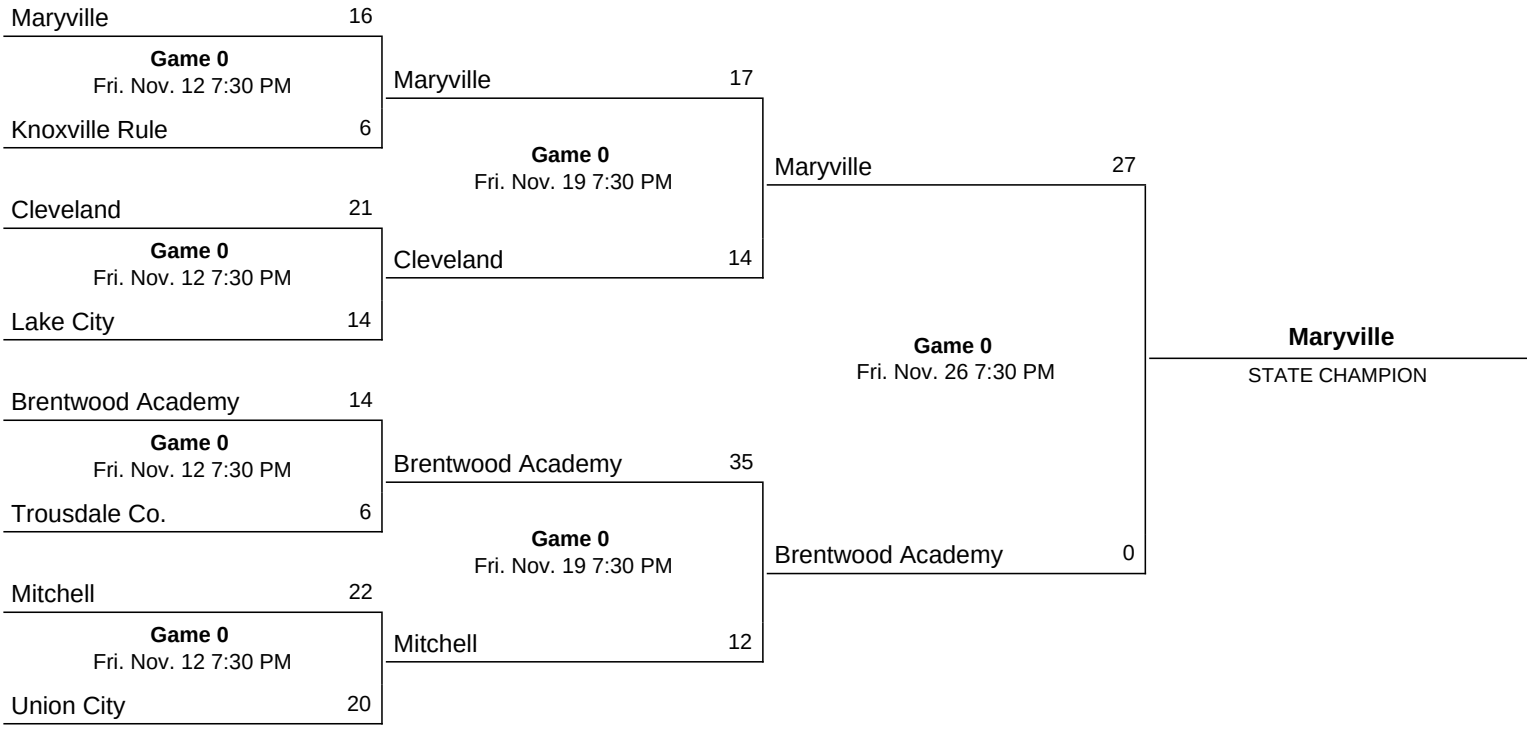

1974 Class A Football Playoffs

November 22 - December 6, 1974 ·

Brentwood Academy (10-0) 52
Game 0
Fri. Nov. 22 7:30 PM
Cannon Co. (10-0) 7

Houston Co. 42
Game 0
Fri. Nov. 22 7:30 PM
Dyer Co. 32

South Pittsburg 26
2 OT
Game 0
Fri. Nov. 22 7:30 PM
Sweetwater 23

Walland 18
Game 0
Fri. Nov. 22 7:30 PM
Jacksboro 0

Brentwood Academy 53
Game 0
Fri. Nov. 29 7:30 PM
Houston Co. 15

South Pittsburg 16
Game 0
Fri. Nov. 29 7:30 PM
Walland 6

Brentwood Academy 38
Game 0
Fri. Dec. 6 7:30 PM
South Pittsburg 7

Brentwood Academy
STATE CHAMPION