POSTSEASON HISTORY REPORT

GENERATED MAY 4, 2024

Summary

Championship Record: 4-7
Appearances (8): 2008, 1999, 1995, 1992, 1991, 1990, 1986, 1985
Finals Appearances/Runners-up (1): 1999
Championships (1): 1999

Finals Appearances

Year	Class	Award	Detail
1999	Class A	Team Champions	(35-4)

Awards

Year	Award	Name	Class
1999	Mr. Basketball	Heath Hardin	Class A
1999	Most Valuable Player	Heath Hardin	Class A

2008 Class A State Boys' Basketball Tournament

March 12 - March 15, 2008 · Murphy Center - MTSU - Murfreesboro, TN

Game 1
Wed. Mar. 12 10:30 AM

Union City (34-0)	59
Tennessee Temple (23-9)	55

Game 2
Wed. Mar. 12 12:15 PM

Moore Co. (28-4)	71
Eagleville (26-7)	63

Game 3
Wed. Mar. 12 2:00 PM

Univ. School - JC (25-5)	73
Knoxville Grace (26-6)	58

Game 4
Wed. Mar. 12 5:15 PM

Manassas (33-5)	51
Jackson Co. (18-16)	33

Game 5
Fri. Mar. 14 10:30 AM

Union City	101
Moore Co.	86

Game 6
Fri. Mar. 14 12:15 PM

Univ. School - JC	42
Manassas	83

Game 7
Sat. Mar. 15 3:00 PM

Union City	83
Manassas	81

Union City
STATE CHAMPION

Moore County vs Eagleville (03/12/08 at Murfreesboro, TN (Murphy Center))

Official Basketball Box Score

Official Basketball Box Score
Moore County vs Eagleville
03/12/08 12:15 PM at Murfreesboro, TN (Murphy Center)

VISITORS: Moore County 29-4

##	Player Name		TOT-FG FG-FGA	3-PT FG-FGA	FT-FTA	REBOUNDS OF	DE	TOT	PF	TP	A	TO	BLK	S	MIN
04	Jean,Tyler.....	*	5-13	2-3	4-6	3	8	11	4	16	5	5	0	2	28
05	Fanning,Heath.....	*	0-3	0-1	2-3	0	4	4	3	2	3	1	1	5	29
23	Alexander,Georgio...	*	5-7	0-0	3-4	1	2	3	3	13	1	2	1	0	20
31	Millard,Chad.....	*	1-5	1-3	1-3	1	0	1	4	4	1	6	0	0	26
40	Worthey,Shane.....	*	10-12	0-0	0-0	3	8	11	2	20	0	3	1	0	28
10	Hill,Justin.....		4-7	0-0	5-6	3	4	7	1	13	0	1	0	1	18
14	Fanning,Clint.....		0-0	0-0	0-0	0	0	0	0	0	1	0	0	0	3
32	Hill,Jonny.....		1-1	0-0	0-0	1	0	1	0	2	0	0	0	0	7
42	Boyce,Vann.....		0-1	0-0	1-2	0	0	0	0	1	0	0	0	0	1
	TEAM.....						2	2							
	Totals.....		26-49	3-7	16-24	12	28	40	17	71	11	18	3	8	160

TOTAL FG% 1st Half: 14-27 51.9% 2nd Half: 12-22 54.5% Game: 53.1% DEADB
3-Pt. FG% 1st Half: 3-6 50.0% 2nd Half: 0-1 0.0% Game: 42.9% REBS
F Throw % 1st Half: 9-15 60.0% 2nd Half: 7-9 77.8% Game: 66.7% 1

HOME TEAM: Eagleville 26-8

##	Player Name		TOT-FG FG-FGA	3-PT FG-FGA	FT-FTA	REBOUNDS OF	DE	TOT	PF	TP	A	TO	BLK	S	MIN
10	Wilson,Jared.....	*	4-11	0-2	4-5	2	3	5	4	12	2	1	1	0	28
11	Jo Wilson,Jo.....	*	5-9	0-0	1-2	2	1	3	5	11	0	1	0	0	18
15	Porter,Jimbo.....	*	4-14	1-4	2-3	1	3	4	2	11	7	5	0	2	32
42	Lillard,Khameron....	*	6-9	0-0	0-6	3	5	8	4	12	0	2	0	0	27
44	Paul Lenker,Jay.....	*	4-10	3-8	0-2	0	3	3	4	11	1	1	0	1	19
20	Mayes,Garrett.....		0-0	0-0	0-0	0	0	0	0	0	0	0	0	0	0+
23	Nelson,Cory.....		2-5	0-1	0-0	0	2	2	1	4	4	2	0	3	25
40	Brown,Doug.....		0-0	0-0	0-0	0	0	0	0	0	0	1	0	0	3
43	Bingham,Barrett.....		1-2	0-0	0-0	1	1	2	0	2	0	0	0	0	8
	TEAM.....					3		3							
	Totals.....		26-60	4-15	7-18	12	18	30	20	63	14	13	1	6	160

TOTAL FG% 1st Half: 9-25 36.0% 2nd Half: 17-35 48.6% Game: 43.3% DEADB
3-Pt. FG% 1st Half: 0-5 0.0% 2nd Half: 4-10 40.0% Game: 26.7% REBS
F Throw % 1st Half: 1-6 16.7% 2nd Half: 6-12 50.0% Game: 38.9% 5

Officials: Roy Dill, Elgin Tunstall, Jeff Smith
Technical fouls: Moore County-None. Eagleville-None.
Attendance:

Score by Periods	1st	2nd	3rd	4th		Total
Moore County.....	21	19	14	17	-	71
Eagleville.....	8	11	19	25	-	63

Play-by-Play

Play-by-Play
Moore County vs Eagleville
03/12/08 12:15 PM at Murfreesboro, TN (Murphy Center)

1st PERIOD Play-by-Play (Page 1)

HOME TEAM: Eagleville	TIME	SCORE	MAR	VISITORS: Moore County
TURNOVR by Porter,Jimbo	07:54			
	07:52			STEAL by Fanning,Heath
	07:43	0-2	V 2	GOOD! LAYUP by Alexander,Georgio [PNT]
MISSED JUMPER by Porter,Jimbo	07:31			REBOUND (DEF) by Alexander,Georgio
	07:18			MISSED JUMPER by Alexander,Georgio
	07:18			REBOUND (OFF) by Jean,Tyler
	07:13	0-4	V 4	GOOD! JUMPER by Jean,Tyler
FOUL by Jo Wilson,Jo (P1T1)	07:06			
TURNOVR by Jo Wilson,Jo	07:06			
FOUL by Paul Lenker,Jay (P1T2)	06:54	0-5	V 5	GOOD! FT SHOT by Alexander,Georgio
REBOUND (DEF) by Paul Lenker,Jay	06:54			MISSED FT SHOT by Alexander,Georgio
TURNOVR by Paul Lenker,Jay	06:29			
	06:28			STEAL by Fanning,Heath
REBOUND (DEF) by Paul Lenker,Jay	06:21			MISSED 3 PTR by Millard,Chad
GOOD! LAYUP by Lillard,Khameron [PNT]	06:13	2-5	V 3	
ASSIST by Wilson,Jared	06:13			
FOUL by Porter,Jimbo (P1T3)	06:08			
	05:58	2-8	V 6	GOOD! 3 PTR by Jean,Tyler
	05:58			ASSIST by Fanning,Heath

MISSED JUMPER by Lillard,Khameron	05:40			
	05:39			BLOCK by Fanning,Heath
	05:38			REBOUND (DEF) by Jean,Tyler
	05:22			MISSED JUMPER by Millard,Chad
	05:22			REBOUND (OFF) by Millard,Chad
REBOUND (DEF) by Lillard,Khameron	05:20			MISSED JUMPER by Millard,Chad
	05:17			FOUL by Millard,Chad (P1T1)
TIMEOUT 30sec	05:17			
MISSED JUMPER by Wilson,Jared	05:06			REBOUND (DEF) by Jean,Tyler
	04:52	2-10	V 8	GOOD! JUMPER by Worthey,Shane
	04:25			FOUL by Alexander,Georgio (P1T2)
SUB IN : Nelson,Cory	04:25			
SUB OUT: Wilson,Jared	04:25			
MISSED FT SHOT by Lillard,Khameron	04:24			FOUL by Alexander,Georgio (P2T3)
REBOUND (OFF) by (DEADBALL)	04:24			
MISSED FT SHOT by Lillard,Khameron	04:24			REBOUND (DEF) by Worthey,Shane
	04:24			SUB IN : Hill,Justin
	04:24			SUB OUT: Alexander,Georgio
REBOUND (DEF) by Jo Wilson,Jo	04:18			MISSED LAYUP by Hill,Justin
TURNOVR by Lillard,Khameron	03:54			
	03:40	2-12	V 10	GOOD! LAYUP by Hill,Justin [PNT]
	03:40			ASSIST by Millard,Chad
GOOD! LAYUP by Nelson,Cory [PNT]	03:31	4-12	V 8	
	03:17			TURNOVR by Worthey,Shane
SUB IN : Bingham,Barrett	03:17			
SUB OUT: Jo Wilson,Jo	03:17			
MISSED 3 PTR by Paul Lenker,Jay	03:03			REBOUND (DEF) by Jean,Tyler
	02:58	4-14	V 10	GOOD! LAYUP by Jean,Tyler [FB/PNT]
FOUL by Paul Lenker,Jay (P2T4)	02:58	4-15	V 11	GOOD! FT SHOT by Jean,Tyler
SUB IN : Wilson,Jared	02:58			SUB IN : Hill,Jonny
SUB OUT: Paul Lenker,Jay	02:58			SUB OUT: Fanning,Heath
TURNOVR by Porter,Jimbo	02:34			
	02:21			MISSED JUMPER by Jean,Tyler
	02:21			REBOUND (OFF) by Hill,Justin
FOUL by Lillard,Khameron (P1T5)	02:18	4-16	V 12	GOOD! FT SHOT by Hill,Justin
REBOUND (DEF) by Wilson,Jared	02:18			MISSED FT SHOT by Hill,Justin
MISSED JUMPER by Porter,Jimbo	01:57			
REBOUND (OFF) by (TEAM)	01:57			
GOOD! LAYUP by Lillard,Khameron [PNT]	01:54	6-16	V 10	
ASSIST by Porter,Jimbo	01:54			
	01:29			MISSED JUMPER by Jean,Tyler
	01:29			REBOUND (OFF) by Jean,Tyler
	01:22	6-19	V 13	GOOD! 3 PTR by Millard,Chad
MISSED 3 PTR by Nelson,Cory	01:07			
REBOUND (OFF) by Wilson,Jared	01:07			
GOOD! JUMPER by Wilson,Jared	01:05	8-19	V 11	
REBOUND (DEF) by Bingham,Barrett	00:42			MISSED 3 PTR by Jean,Tyler
MISSED 3 PTR by Porter,Jimbo	00:32			REBOUND (DEF) by Worthey,Shane
	00:04	8-21	V 13	GOOD! LAYUP by Worthey,Shane [PNT]
	00:04			ASSIST by Jean,Tyler

Moore County 21, Eagleville 8

2nd PERIOD Play-by-Play (Page 1)

HOME TEAM: Eagleville	TIME	SCORE	MAR	VISITORS: Moore County
SUB IN : Nelson,Cory	08:00			SUB IN : Hill,Jonny
SUB OUT: Paul Lenker,Jay	08:00			SUB IN : Hill,Justin
	08:00			SUB OUT: Alexander,Georgio
	08:00			SUB OUT: Worthey,Shane
REBOUND (DEF) by Nelson,Cory	07:43			MISSED 3 PTR by Millard,Chad
MISSED JUMPER by Jo Wilson,Jo	07:31			REBOUND (DEF) by Jean,Tyler
FOUL by Lillard,Khameron (P2T6)	07:16	8-22	V 14	GOOD! FT SHOT by Hill,Justin
	07:16	8-23	V 15	GOOD! FT SHOT by Hill,Justin
	07:16			SUB IN : Worthey,Shane
	07:16			SUB OUT: Millard,Chad
	07:06			FOUL by Jean,Tyler (P1T4)
GOOD! JUMPER by Lillard,Khameron	06:47	10-23	V 13	
FOUL by Wilson,Jared (P1T7)	06:42			MISSED FT SHOT by Fanning,Heath
REBOUND (DEF) by Lillard,Khameron	06:42			
MISSED 3 PTR by Wilson,Jared	06:11			REBOUND (DEF) by Hill,Justin
	06:02			MISSED JUMPER by Fanning,Heath
	06:02			REBOUND (OFF) by Hill,Justin
	05:59			MISSED JUMPER by Hill,Justin
	05:59			REBOUND (OFF) by Hill,Jonny
SUB IN : Brown,Doug	05:56			SUB IN : Fanning,Clint
SUB OUT: Wilson,Jared	05:56			SUB OUT: Hill,Jonny
	05:47	10-25	V 15	GOOD! JUMPER by Jean,Tyler
MISSED JUMPER by Nelson,Cory	05:27			
REBOUND (OFF) by Lillard,Khameron	05:27			
TURNOVR by Lillard,Khameron	05:22			
	05:21			STEAL by Jean,Tyler
	05:10	10-28	V 18	GOOD! 3 PTR by Jean,Tyler
	05:10			ASSIST by Fanning,Clint
TIMEOUT TEAM	05:08			
	05:08			SUB IN : Millard,Chad
	05:08			SUB OUT: Hill,Justin
TURNOVR by Porter,Jimbo	05:03			
	04:57			TURNOVR by Millard,Chad

MISSED FT SHOT by Lillard,Khameron	04:47			FOUL by Worthey,Shane (P1T5)
REBOUND (OFF) by (DEADBALL)	04:47			
MISSED FT SHOT by Lillard,Khameron	04:47			REBOUND (DEF) by Worthey,Shane
	04:33			TURNOVR by Millard,Chad
	04:33			TIMEOUT 30sec
MISSED JUMPER by Lillard,Khameron	04:23			REBOUND (DEF) by Jean,Tyler
	04:16	10-30	V 20	GOOD! JUMPER by Worthey,Shane
	04:16			ASSIST by Jean,Tyler
MISSED JUMPER by Jo Wilson,Jo	04:02			REBOUND (DEF) by Fanning,Heath
FOUL by Jo Wilson,Jo (P2T8)	04:01			
	04:00	10-31	V 21	GOOD! FT SHOT by Fanning,Heath
	04:00	10-32	V 22	GOOD! FT SHOT by Fanning,Heath
SUB IN : Bingham,Barrett	04:00			
SUB OUT: Jo Wilson,Jo	04:00			
GOOD! LAYUP by Lillard,Khameron [PNT]	03:41	12-32	V 20	
ASSIST by Porter,Jimbo	03:41			
	03:27			MISSED LAYUP by Jean,Tyler
	03:27			REBOUND (OFF) by Worthey,Shane
	03:24	12-34	V 22	GOOD! JUMPER by Worthey,Shane
TURNOVR by Brown,Doug	03:11			
	03:10			STEAL by Fanning,Heath
	03:06	12-36	V 24	GOOD! JUMPER by Worthey,Shane
	03:06			ASSIST by Jean,Tyler
MISSED JUMPER by Porter,Jimbo	02:47			
REBOUND (OFF) by (TEAM)	02:47			
MISSED FT SHOT by Jo Wilson,Jo	02:46			
REBOUND (OFF) by (DEADBALL)	02:46			
GOOD! FT SHOT by Jo Wilson,Jo	02:46	13-36	V 23	
SUB IN : Paul Lenker,Jay	02:46			SUB IN : Hill,Justin
SUB IN : Jo Wilson,Jo	02:46			SUB OUT: Fanning,Clint
SUB IN : Wilson,Jared	02:46			
SUB OUT: Bingham,Barrett	02:46			
SUB OUT: Brown,Doug	02:46			
SUB OUT: Lillard,Khameron	02:46			
	02:36			TURNOVR by Jean,Tyler
TURNOVR by Nelson,Cory	02:26			
	02:24			TURNOVR by Worthey,Shane
STEAL by Nelson,Cory	02:21			
TURNOVR by Nelson,Cory	02:19			
	02:18			STEAL by Jean,Tyler
FOUL by Porter,Jimbo (P2T9)	02:05			MISSED FT SHOT by Jean,Tyler
REBOUND (DEF) by Porter,Jimbo	02:05			
SUB IN : Lillard,Khameron	02:05			
SUB OUT: Nelson,Cory	02:05			
GOOD! JUMPER by Jo Wilson,Jo [PNT]	01:37	15-36	V 21	
ASSIST by Porter,Jimbo	01:37			
FOUL by Paul Lenker,Jay (P3T10)	01:25	15-37	V 22	GOOD! FT SHOT by Boyce,Vann
REBOUND (DEF) by Lillard,Khameron	01:25			MISSED FT SHOT by Boyce,Vann
SUB IN : Nelson,Cory	01:25			
SUB OUT: Paul Lenker,Jay	01:25			
MISSED LAYUP by Wilson,Jared	01:16			
REBOUND (OFF) by Jo Wilson,Jo	01:16			
MISSED JUMPER by Jo Wilson,Jo	01:14			
REBOUND (OFF) by Jo Wilson,Jo	01:14			
GOOD! JUMPER by Jo Wilson,Jo [PNT]	01:12	17-37	V 20	
	00:57			MISSED JUMPER by Boyce,Vann
	00:57			REBOUND (OFF) by Hill,Justin
	00:52	17-39	V 22	GOOD! JUMPER by Hill,Justin
	00:51			SUB IN : Boyce,Vann
	00:51			SUB OUT: Worthey,Shane
	00:50			SUB IN : Hill,Jonny
	00:50			SUB OUT: Boyce,Vann
TURNOVR by Wilson,Jared	00:42			
	00:41			STEAL by Hill,Justin
FOUL by Lillard,Khameron (P3T11)	00:36			MISSED FT SHOT by Millard,Chad
	00:36			REBOUND (OFF) by (DEADBALL)
	00:36	17-40	V 23	GOOD! FT SHOT by Millard,Chad
SUB IN : Bingham,Barrett	00:36			SUB IN : Boyce,Vann
SUB OUT: Lillard,Khameron	00:36			SUB OUT: Jean,Tyler
GOOD! LAYUP by Jo Wilson,Jo [PNT]	00:25	19-40	V 21	
ASSIST by Nelson,Cory	00:25			
	00:06			FOUL by Millard,Chad (P2T6)
	00:06			TURNOVR by Millard,Chad
	00:06			SUB IN : Fanning,Clint
	00:06			SUB OUT: Millard,Chad
MISSED 3 PTR by Porter,Jimbo	00:00			REBOUND (DEF) by (TEAM)

Moore County 40, Eagleville 19

3rd PERIOD Play-by-Play (Page 1)

HOME TEAM: Eagleville	TIME	SCORE	MAR	VISITORS: Moore County
GOOD! LAYUP by Jo Wilson,Jo [PNT]	07:37	21-40	V 19	
ASSIST by Porter,Jimbo	07:37			
	06:59			TURNOVR by Millard,Chad
MISSED 3 PTR by Paul Lenker,Jay	06:47			REBOUND (DEF) by (TEAM)
REBOUND (DEF) by Paul Lenker,Jay	06:24			MISSED JUMPER by Jean,Tyler
MISSED JUMPER by Porter,Jimbo	05:57			REBOUND (DEF) by Worthey,Shane
	05:51			MISSED LAYUP by Fanning,Heath

	05:51			REBOUND (OFF) by Alexander,Georgio
FOUL by Jo Wilson,Jo (P3T1)	05:49	21-41	V 20	GOOD! FT SHOT by Alexander,Georgio
	05:49	21-42	V 21	GOOD! FT SHOT by Alexander,Georgio
SUB IN : Nelson,Cory	05:49			
SUB OUT: Jo Wilson,Jo	05:49			
MISSED FT SHOT by Lillard,Khameron	05:27			FOUL by Fanning,Heath (P1T1)
REBOUND (OFF) by (DEADBALL)	05:27			
MISSED FT SHOT by Lillard,Khameron	05:27			REBOUND (DEF) by Worthey,Shane
REBOUND (DEF) by Porter,Jimbo	05:19			MISSED JUMPER by Jean,Tyler
GOOD! LAYUP by Nelson,Cory [PNT]	05:14	23-42	V 19	
ASSIST by Porter,Jimbo	05:11			
	04:48	23-44	V 21	GOOD! JUMPER by Worthey,Shane
MISSED JUMPER by Paul Lenker,Jay	04:37			REBOUND (DEF) by Alexander,Georgio
	04:30	23-46	V 23	GOOD! LAYUP by Alexander,Georgio [PNT]
MISSED 3 PTR by Wilson,Jared	04:15			REBOUND (DEF) by Worthey,Shane
FOUL by Lillard,Khameron (P4T2)	04:13			
SUB IN : Jo Wilson,Jo	04:13			
SUB OUT: Lillard,Khameron	04:13			
	03:59			TURNOVR by Jean,Tyler
STEAL by Paul Lenker,Jay	03:58			
GOOD! LAYUP by Paul Lenker,Jay [PNT]	03:51	25-46	V 21	
STEAL by Nelson,Cory	03:46			TURNOVR by Jean,Tyler
GOOD! JUMPER by Wilson,Jared	03:44	27-46	V 19	
ASSIST by Nelson,Cory	03:44			
	03:33			FOUL by Jean,Tyler (P2T2)
	03:33			TURNOVR by Jean,Tyler
	03:33			TIMEOUT 30sec
GOOD! LAYUP by Wilson,Jared [PNT]	03:26	29-46	V 17	
ASSIST by Porter,Jimbo	03:26			
MISSED FT SHOT by Wilson,Jared	03:25			FOUL by Jean,Tyler (P3T3)
	03:25			REBOUND (DEF) by Worthey,Shane
	03:14			MISSED JUMPER by Hill,Justin
	03:14			REBOUND (OFF) by Jean,Tyler
	03:03			TURNOVR by Worthey,Shane
	03:03			SUB IN : Hill,Justin
	03:03			SUB OUT: Jean,Tyler
GOOD! 3 PTR by Paul Lenker,Jay	02:53	32-46	V 14	
REBOUND (DEF) by Wilson,Jared	02:26			MISSED 3 PTR by Fanning,Heath
	02:25			FOUL by Millard,Chad (P3T4)
MISSED 3 PTR by Paul Lenker,Jay	02:09			REBOUND (DEF) by Worthey,Shane
	01:59	32-48	V 16	GOOD! LAYUP by Hill,Justin [PNT]
	01:59			ASSIST by Fanning,Heath
TURNOVR by Porter,Jimbo	01:44			
	01:42			STEAL by Fanning,Heath
	01:38	32-50	V 18	GOOD! LAYUP by Hill,Justin [PNT]
	01:38			ASSIST by Fanning,Heath
MISSED JUMPER by Wilson,Jared	01:20			REBOUND (DEF) by Fanning,Heath
	01:06			TURNOVR by Hill,Justin
	01:06			SUB IN : Hill,Jonny
	01:06			SUB OUT: Millard,Chad
GOOD! LAYUP by Jo Wilson,Jo [PNT]	00:55	34-50	V 16	
ASSIST by Porter,Jimbo	00:55			
FOUL by Paul Lenker,Jay (P4T3)	00:34	34-51	V 17	GOOD! FT SHOT by Hill,Justin
	00:34	34-52	V 18	GOOD! FT SHOT by Hill,Justin
SUB IN : Bingham,Barrett	00:34			
SUB OUT: Paul Lenker,Jay	00:34			
MISSED JUMPER by Nelson,Cory	00:29			BLOCK by Worthey,Shane
REBOUND (OFF) by Wilson,Jared	00:29			
	00:29			FOUL by Hill,Justin (P1T5)
MISSED LAYUP by Jo Wilson,Jo	00:26			
REBOUND (OFF) by Bingham,Barrett	00:26			
GOOD! JUMPER by Bingham,Barrett [PNT]	00:23	36-52	V 16	
	00:15			TURNOVR by Alexander,Georgio
STEAL by Nelson,Cory	00:14			
GOOD! FT SHOT by Wilson,Jared	00:12	37-52	V 15	FOUL by Fanning,Heath (P2T6)
GOOD! FT SHOT by Wilson,Jared	00:12	38-52	V 14	
FOUL by Jo Wilson,Jo (P4T4)	00:10			
SUB IN : Brown,Doug	00:10			
SUB OUT: Jo Wilson,Jo	00:10			
	00:04	38-54	V 16	GOOD! JUMPER by Hill,Jonny

Moore County 54, Eagleville 38

4th PERIOD Play-by-Play (Page 1)

HOME TEAM: Eagleville	TIME	SCORE	MAR	VISITORS: Moore County
SUB IN : Bingham,Barrett	08:00			SUB IN : Hill,Justin
SUB IN : Nelson,Cory	08:00			SUB IN : Hill,Jonny
SUB OUT: Jo Wilson,Jo	08:00			SUB OUT: Millard,Chad
SUB OUT: Paul Lenker,Jay	08:00			SUB OUT: Worthey,Shane
FOUL by Wilson,Jared (P2T5)	07:53			
	07:53			SUB IN : Millard,Chad
	07:53			SUB OUT: Hill,Jonny
REBOUND (DEF) by Nelson,Cory	07:28			MISSED JUMPER by Jean,Tyler
MISSED JUMPER by Bingham,Barrett	07:15			REBOUND (DEF) by Hill,Justin
	06:58	38-56	V 18	GOOD! LAYUP by Alexander,Georgio [PNT]
	06:58			ASSIST by Jean,Tyler
GOOD! LAYUP by Porter,Jimbo [PNT]	06:42	40-56	V 16	
ASSIST by Nelson,Cory	06:42			

	06:29			TURNOVR by Jean,Tyler
STEAL by Porter,Jimbo	06:28			
GOOD! LAYUP by Porter,Jimbo [FB/PNT]	06:26	42-56	V 14	
MISSED FT SHOT by Porter,Jimbo	06:25			FOUL by Millard,Chad (P4T7)
	06:25			REBOUND (DEF) by Hill,Justin
SUB IN : Jo Wilson,Jo	06:25			SUB IN : Worthey,Shane
SUB IN : Paul Lenker,Jay	06:25			SUB OUT: Millard,Chad
SUB OUT: Bingham,Barrett	06:25			
SUB OUT: Wilson,Jared	06:25			
FOUL by Jo Wilson,Jo (P5T6)	06:12			
SUB IN : Wilson,Jared	06:12			
SUB OUT: Jo Wilson,Jo	06:12			
	06:04			FOUL by Alexander,Georgio (P3T8)
	06:04			TURNOVR by Alexander,Georgio
GOOD! JUMPER by Lillard,Khameron	05:51	44-56	V 12	
ASSIST by Paul Lenker,Jay	05:51			
REBOUND (DEF) by Porter,Jimbo	05:39			MISSED JUMPER by Jean,Tyler
MISSED JUMPER by Wilson,Jared	05:34			
REBOUND (OFF) by Lillard,Khameron	05:34			
MISSED JUMPER by Lillard,Khameron	05:30			
REBOUND (OFF) by Lillard,Khameron	05:30			
GOOD! JUMPER by Lillard,Khameron	05:27	46-56	V 10	
	05:23			TIMEOUT TEAM
MISSED JUMPER by Porter,Jimbo	04:57			
REBOUND (OFF) by Porter,Jimbo	04:57			
MISSED JUMPER by Porter,Jimbo	04:57			REBOUND (DEF) by Hill,Justin
	04:57			TIMEOUT TEAM
BLOCK by Wilson,Jared	04:46			MISSED JUMPER by Worthey,Shane
	04:45			REBOUND (OFF) by Worthey,Shane
REBOUND (DEF) by Lillard,Khameron	04:43			MISSED JUMPER by Worthey,Shane
GOOD! FT SHOT by Wilson,Jared	04:41	47-56	V 9	FOUL by Jean,Tyler (P4T9)
GOOD! FT SHOT by Wilson,Jared	04:41	48-56	V 8	
TIMEOUT 30sec	04:41			
	04:30			MISSED JUMPER by Alexander,Georgio
	04:30			REBOUND (OFF) by Worthey,Shane
	04:28	48-58	V 10	GOOD! JUMPER by Worthey,Shane [PNT]
GOOD! JUMPER by Porter,Jimbo	04:11	50-58	V 8	
	03:53			TURNOVR by Fanning,Heath
STEAL by Porter,Jimbo	03:52			
MISSED JUMPER by Porter,Jimbo	03:47			BLOCK by Alexander,Georgio
	03:46			REBOUND (DEF) by Jean,Tyler
	03:41	50-60	V 10	GOOD! LAYUP by Alexander,Georgio [PNT]
	03:30			SUB IN : Millard,Chad
	03:30			SUB OUT: Hill,Justin
MISSED 3 PTR by Porter,Jimbo	03:26			
REBOUND (OFF) by (TEAM)	03:26			
GOOD! LAYUP by Wilson,Jared [PNT]	03:19	52-60	V 8	
	03:04			TURNOVR by Millard,Chad
GOOD! 3 PTR by Paul Lenker,Jay	02:42	55-60	V 5	
ASSIST by Nelson,Cory	02:42			
	02:24	55-62	V 7	GOOD! LAYUP by Alexander,Georgio [PNT]
TURNOVR by Porter,Jimbo	02:12			
	02:11			STEAL by Fanning,Heath
FOUL by Wilson,Jared (P3T7)	02:09			MISSED FT SHOT by Millard,Chad
REBOUND (DEF) by Lillard,Khameron	02:09			
TIMEOUT TEAM	02:05			
GOOD! 3 PTR by Paul Lenker,Jay	01:49	58-62	V 4	
ASSIST by Wilson,Jared	01:49			
	01:37	58-64	V 6	GOOD! LAYUP by Worthey,Shane [PNT]
	01:37			ASSIST by Alexander,Georgio
GOOD! FT SHOT by Porter,Jimbo	01:29	59-64	V 5	FOUL by Fanning,Heath (P3T10)
GOOD! FT SHOT by Porter,Jimbo	01:29	60-64	V 4	
	01:17			TURNOVR by Millard,Chad
MISSED 3 PTR by Paul Lenker,Jay	01:03			REBOUND (DEF) by Fanning,Heath
	00:57	60-66	V 6	GOOD! LAYUP by Worthey,Shane [PNT]
	00:57			ASSIST by Jean,Tyler
MISSED FT SHOT by Paul Lenker,Jay	00:46			FOUL by Worthey,Shane (P2T11)
REBOUND (OFF) by (DEADBALL)	00:46			
MISSED FT SHOT by Paul Lenker,Jay	00:46			REBOUND (DEF) by Jean,Tyler
SUB IN : Mayes,Garrett	00:46			
SUB OUT: Lillard,Khameron	00:46			
FOUL by Nelson,Cory (P1T8)	00:44	60-67	V 7	GOOD! FT SHOT by Jean,Tyler
	00:44	60-68	V 8	GOOD! FT SHOT by Jean,Tyler
SUB IN : Lillard,Khameron	00:44			
SUB OUT: Mayes,Garrett	00:44			
MISSED 3 PTR by Paul Lenker,Jay	00:37			REBOUND (DEF) by Fanning,Heath
FOUL by Wilson,Jared (P4T9)	00:33	60-69	V 9	GOOD! FT SHOT by Jean,Tyler
REBOUND (DEF) by Wilson,Jared	00:33			MISSED FT SHOT by Jean,Tyler
MISSED JUMPER by Wilson,Jared	00:26			REBOUND (DEF) by Jean,Tyler
	00:16	60-71	V 11	GOOD! LAYUP by Worthey,Shane [PNT]
GOOD! 3 PTR by Porter,Jimbo	00:09	63-71	V 8	

Moore County 71, Eagleville 63

Official Basketball Box Score -- 1st Half

Official Basketball Box Score -- 1st Half
Moore County vs Eagleville

03/12/08 12:15 PM at Murfreesboro, TN (Murphy Center)

VISITORS: Moore County 29-4

##	Player Name		TOT-FG FG-FGA	3-PT FG-FGA	FT-FTA	REBOUNDS OF	DE	TOT	PF	TP	A	TO	BLK	S	MIN
04	Jean,Tyler.....	*	5-9	2-3	1-2	2	5	7	1	13	3	1	0	2	15
05	Fanning,Heath.....	*	0-1	0-0	2-3	0	1	1	0	2	1	0	1	3	13
23	Alexander,Georgio...	*	1-2	0-0	1-2	0	1	1	2	3	0	0	0	0	4
31	Millard,Chad.....	*	1-5	1-3	1-2	1	0	1	2	4	1	3	0	0	14
40	Worthey,Shane.....	*	5-5	0-0	0-0	1	3	4	1	10	0	2	0	0	14
10	Hill,Justin.....		2-4	0-0	3-4	3	1	4	0	7	0	0	0	1	10
14	Fanning,Clint.....		0-0	0-0	0-0	0	0	0	0	0	1	0	0	0	3
32	Hill,Jonny.....		0-0	0-0	0-0	1	0	1	0	0	0	0	0	0	6
42	Boyce,Vann.....		0-1	0-0	1-2	0	0	0	0	1	0	0	0	0	1
	TEAM.....						1	1							
	Totals.....		14-27	3-6	9-15	8	12	20	6	40	6	6	1	6	80

TOTAL FG% 1st Half: 14-27 51.9%
3-Pt. FG% 1st Half: 3-6 50.0%
F Throw % 1st Half: 9-15 60.0%

HOME TEAM: Eagleville 26-8

##	Player Name		TOT-FG FG-FGA	3-PT FG-FGA	FT-FTA	REBOUNDS OF	DE	TOT	PF	TP	A	TO	BLK	S	MIN
10	Wilson,Jared.....	*	1-4	0-1	0-0	1	1	2	1	2	1	1	0	0	12
11	Jo Wilson,Jo.....	*	3-6	0-0	1-2	2	1	3	2	7	0	1	0	0	12
15	Porter,Jimbo.....	*	0-5	0-2	0-0	0	1	1	2	0	3	3	0	0	16
42	Lillard,Khameron....	*	4-6	0-0	0-4	1	3	4	3	8	0	2	0	0	15
44	Paul Lenker,Jay.....	*	0-1	0-1	0-0	0	2	2	3	0	0	1	0	0	6
20	Mayes,Garrett.....		0-0	0-0	0-0	0	0	0	0	0	0	0	0	0	0
23	Nelson,Cory.....		1-3	0-1	0-0	0	1	1	0	2	1	2	0	1	11
40	Brown,Doug.....		0-0	0-0	0-0	0	0	0	0	0	0	1	0	0	3
43	Bingham,Barrett.....		0-0	0-0	0-0	0	1	1	0	0	0	0	0	0	5
	TEAM.....					2		2							
	Totals.....		9-25	0-5	1-6	6	10	16	11	19	5	11	0	1	80

TOTAL FG% 1st Half: 9-25 36.0%
3-Pt. FG% 1st Half: 0-5 0.0%
F Throw % 1st Half: 1-6 16.7%

Officials: Roy Dill, Elgin Tunstall, Jeff Smith
Technical fouls: Moore County-None. Eagleville-None.
Attendance:

Score by Periods	1st	2nd
Moore County.....	21	19
Eagleville.....	8	11

Moore County vs Union City (03/14/08 at Murfreesboro, TN (Murphy Center))

Official Basketball Box Score

Official Basketball Box Score
Moore County vs Union City
03/14/08 10:30 AM at Murfreesboro, TN (Murphy Center)

VISITORS: Moore County 29-5

##	Player Name		TOT-FG FG-FGA	3-PT FG-FGA	FT-FTA	REBOUNDS OF	DE	TOT	PF	TP	A	TO	BLK	S	MIN
04	Jean,Tyler.....	*	6-19	2-10	13-14	2	3	5	4	27	9	4	0	1	31
05	Fanning,Heath.....	*	9-11	1-2	0-0	2	2	4	2	19	3	2	1	1	29
23	Alexander,Georgio...	*	5-12	1-4	0-1	2	2	4	4	11	0	5	0	0	29
31	Millard,Chad.....	*	2-4	0-0	1-3	0	3	3	4	5	3	5	0	0	23
40	Worthey,Shane.....	*	5-6	1-1	2-2	1	1	2	4	13	2	2	0	1	21
02	Powell,Josh.....		0-1	0-1	0-0	0	0	0	0	0	1	0	0	0	0
10	Hill,Justin.....		4-5	0-0	3-5	3	3	6	0	11	0	0	0	1	18
14	Fanning,Clint.....		0-0	0-0	0-0	0	0	0	0	0	0	0	0	0	3
32	Hill,Jonny.....		0-0	0-0	0-0	0	1	1	0	0	0	0	0	0	6
	TEAM.....					3	4	7							
	Totals.....		31-58	5-18	19-25	13	19	32	18	86	18	18	1	4	160

TOTAL FG% 1st Half: 14-23 60.9% 2nd Half: 17-35 48.6% Game: 53.4% DEADB
3-Pt. FG% 1st Half: 0-2 0.0% 2nd Half: 5-16 31.3% Game: 27.8% REBS
F Throw % 1st Half: 9-13 69.2% 2nd Half: 10-12 83.3% Game: 76.0% 2

HOME TEAM: Union City 36-0

##	Player Name		TOT-FG FG-FGA	3-PT FG-FGA	FT-FTA	REBOUNDS OF	DE	TOT	PF	TP	A	TO	BLK	S	MIN
01	Coby,Andre.....	*	2-2	1-1	0-0	0	3	3	4	5	1	1	2	0	18
03	Wilkins,Tony.....	*	11-17	3-6	0-1	1	2	3	2	25	1	2	0	1	22
04	Mosley,Lavan.....	*	7-9	1-2	4-6	1	2	3	2	19	5	1	0	2	22
20	Polk,Pat.....	*	0-0	0-0	0-0	3	1	4	4	0	4	0	1	5	17
24	Brown,MJ.....	*	9-15	2-3	7-13	0	2	2	3	27	7	5	0	2	26
02	Brooks,Nik.....		6-10	4-8	1-2	1	1	2	1	17	0	0	0	3	14
10	Battee,Josh.....		0-2	0-0	0-0	0	1	1	0	0	0	0	0	0	3
25	Marshall, B.J.....		0-2	0-2	0-0	0	2	2	0	0	0	0	0	0	6
30	Easley,Brandon.....		0-0	0-0	0-0	0	1	1	3	0	0	0	0	0	5
31	Callicott,Cameron...		2-2	2-2	0-0	3	2	5	2	6	0	0	0	0	8
32	Warren,Kendhal.....		1-2	0-1	0-0	1	0	1	0	2	0	0	0	0	3
33	Simpson,Ryne.....		0-2	0-1	0-0	0	0	0	2	0	0	2	0	0	10
41	Steward,Tyler.....		0-1	0-1	0-0	0	0	0	0	0	0	1	0	0	3
45	Cox,Antonio.....		0-0	0-0	0-0	0	0	0	0	0	0	0	0	0	3
	TEAM.....						1	1							
	Totals.....		38-64	13-27	12-22	10	18	28	23	101	18	12	3	13	160

TOTAL FG% 1st Half: 20-30 66.7% 2nd Half: 18-34 52.9% Game: 59.4% DEADB
3-Pt. FG% 1st Half: 10-14 71.4% 2nd Half: 3-13 23.1% Game: 48.1% REBS
F Throw % 1st Half: 6-10 60.0% 2nd Half: 6-12 50.0% Game: 54.5% 7

Officials: Howard Smith, Jeff Smith, Dennis Whitson
Technical fouls: Moore County-None. Union City-None.
Attendance:

Score by Periods	1st	2nd	3rd	4th		Total
Moore County.....	15	22	19	30	-	86
Union City.....	29	27	28	17	-	101

4th qtr PXP is not accurate. Points are correct.

Play-by-Play

Play-by-Play
Moore County vs Union City
03/14/08 10:30 AM at Murfreesboro, TN (Murphy Center)

1st PERIOD Play-by-Play (Page 1)

HOME TEAM: Union City	TIME	SCORE	MAR	VISITORS: Moore County
MISSED JUMPER by Brown,MJ	07:41			
REBOUND (OFF) by Polk,Pat	07:41			
GOOD! 3 PTR by Mosley,Lavan	07:28	3-0	H 3	
ASSIST by Polk,Pat	07:28			
	07:16	3-2	H 1	GOOD! LAYUP by Alexander,Georgio [PNT]
GOOD! 3 PTR by Brown,MJ	07:04	6-2	H 4	
ASSIST by Mosley,Lavan	07:04			
FOUL by Polk,Pat (P1T1)	06:49			
	06:43			TURNOVR by Worthey,Shane
STEAL by Mosley,Lavan	06:42			
TURNOVR by Brown,MJ	06:39			
	06:34	6-4	H 2	GOOD! LAYUP by Fanning,Heath [PNT]

	TIME	SCORE	MAR	VISITORS: Union City
	06:34			ASSIST by Jean,Tyler
TURNOVR by Brown,MJ	06:23			
	06:22			STEAL by Jean,Tyler
	06:19			TURNOVR by Fanning,Heath
GOOD! 3 PTR by Coby,Andre	05:58	9-4	H 5	
ASSIST by Brown,MJ	05:58			
FOUL by Mosley,Lavan (P1T2)	05:53			
REBOUND (DEF) by Coby,Andre	05:34			MISSED JUMPER by Millard,Chad
MISSED FT SHOT by Brown,MJ	05:24			FOUL by Worthey,Shane (P1T1)
REBOUND (OFF) by (DEADBALL)	05:24			
GOOD! FT SHOT by Brown,MJ	05:24	10-4	H 6	
	05:17	10-6	H 4	GOOD! LAYUP by Jean,Tyler [PNT]
GOOD! JUMPER by Mosley,Lavan	04:47	12-6	H 6	
STEAL by Polk,Pat	04:40			TURNOVR by Millard,Chad
	04:40			FOUL by Jean,Tyler (P1T2)
MISSED LAYUP by Brown,MJ	04:32			REBOUND (DEF) by Jean,Tyler
REBOUND (DEF) by Polk,Pat	04:00			MISSED 3 PTR by Jean,Tyler
GOOD! LAYUP by Wilkins,Tony [PNT]	03:54	14-6	H 8	
	03:32			TURNOVR by Fanning,Heath
STEAL by Polk,Pat	03:31			
GOOD! LAYUP by Wilkins,Tony [PNT]	03:28	16-6	H 10	
ASSIST by Polk,Pat	03:28			
	03:26			TIMEOUT 30sec
	03:18	16-8	H 8	GOOD! LAYUP by Worthey,Shane [PNT]
	03:18			ASSIST by Jean,Tyler
TURNOVR by Brown,MJ	03:12			
	02:58	16-10	H 6	GOOD! LAYUP by Millard,Chad [PNT]
	02:58			ASSIST by Jean,Tyler
SUB IN : Brooks,Nik	02:53			
SUB OUT: Mosley,Lavan	02:53			
GOOD! LAYUP by Wilkins,Tony [PNT]	02:42	18-10	H 8	
ASSIST by Coby,Andre	02:42			
	02:30	18-12	H 6	GOOD! LAYUP by Fanning,Heath [PNT]
	02:30			ASSIST by Millard,Chad
GOOD! 3 PTR by Brooks,Nik	02:17	21-12	H 9	
ASSIST by Brown,MJ	02:17			
FOUL by Brown,MJ (P1T3)	02:11			
SUB IN : Simpson,Ryne	02:11			SUB IN : Hill,Justin
SUB OUT: Polk,Pat	02:11			SUB OUT: Worthey,Shane
FOUL by Coby,Andre (P1T4)	02:07			
SUB IN : Easley,Brandon	02:07			
SUB OUT: Wilkins,Tony	02:07			
	01:52			TURNOVR by Jean,Tyler
STEAL by Brooks,Nik	01:51			
	01:50			FOUL by Millard,Chad (P1T3)
SUB IN : Mosley,Lavan	01:50			
SUB OUT: Brown,MJ	01:50			
GOOD! LAYUP by Mosley,Lavan [PNT]	01:42	23-12	H 11	
	01:31	23-14	H 9	GOOD! DUNK by Alexander,Georgio [PNT]
	01:31			ASSIST by Fanning,Heath
GOOD! 3 PTR by Brooks,Nik	01:15	26-14	H 12	
ASSIST by Mosley,Lavan	01:15			
	01:03			MISSED JUMPER by Jean,Tyler
	01:03			REBOUND (OFF) by Alexander,Georgio
	01:01			MISSED JUMPER by Alexander,Georgio
	01:01			REBOUND (OFF) by Hill,Justin
FOUL by Easley,Brandon (P1T5)	00:59			MISSED FT SHOT by Hill,Justin
	00:59			REBOUND (OFF) by (DEADBALL)
SUB IN : Marshall, B.J.	00:59			SUB IN : Worthey,Shane
SUB IN : Callicott,Cameron	00:59			SUB IN : Hill,Jonny
SUB OUT: Easley,Brandon	00:59			SUB OUT: Millard,Chad
SUB OUT: Coby,Andre	00:59			SUB OUT: Fanning,Heath
	00:58	26-15	H 11	GOOD! FT SHOT by Hill,Justin
MISSED 3 PTR by Brooks,Nik	00:52			REBOUND (DEF) by Jean,Tyler
	00:45			TURNOVR by Jean,Tyler
SUB IN : Brown,MJ	00:45			
SUB OUT: Mosley,Lavan	00:45			
GOOD! 3 PTR by Brown,MJ	00:03	29-15	H 14	

Union City 29, Moore County 15

2nd PERIOD Play-by-Play (Page 1)

HOME TEAM: Union City	TIME	SCORE	MAR	VISITORS: Moore County
SUB IN : Marshall, B.J.	08:00			SUB IN : Hill,Jonny
SUB IN : Callicott,Cameron	08:00			SUB IN : Hill,Justin
SUB IN : Simpson,Ryne	08:00			SUB OUT: Millard,Chad
SUB IN : Brooks,Nik	08:00			SUB OUT: Fanning,Heath
SUB OUT: Polk,Pat	08:00			
SUB OUT: Coby,Andre	08:00			
SUB OUT: Mosley,Lavan	08:00			
SUB OUT: Wilkins,Tony	08:00			
MISSED JUMPER by Simpson,Ryne	07:48			
REBOUND (OFF) by Brooks,Nik	07:48			
GOOD! JUMPER by Brown,MJ [PNT]	07:41	31-15	H 16	
	07:33			TURNOVR by Jean,Tyler
STEAL by Brown,MJ	07:31			
GOOD! DUNK by Brooks,Nik [PNT]	07:26	33-15	H 18	
ASSIST by Brown,MJ	07:26			

	07:17			SUB IN : Millard,Chad
	07:17			SUB OUT: Hill,Jonny
	07:02	33-17	H 16	GOOD! LAYUP by Alexander,Georgio [PNT]
	07:02			ASSIST by Jean,Tyler
GOOD! 3 PTR by Brooks,Nik	06:52	36-17	H 19	
ASSIST by Brown,MJ	06:52			
	06:41			TIMEOUT 30sec
SUB IN : Polk,Pat	06:41			
SUB IN : Coby,Andre	06:41			
SUB IN : Mosley,Lavan	06:41			
SUB IN : Wilkins,Tony	06:41			
SUB OUT: Marshall, B.J.	06:41			
SUB OUT: Callicott,Cameron	06:41			
SUB OUT: Simpson,Ryne	06:41			
SUB OUT: Brooks,Nik	06:41			
	06:28	36-19	H 17	GOOD! LAYUP by Worthey,Shane [PNT]
	06:28			ASSIST by Jean,Tyler
GOOD! 3 PTR by Wilkins,Tony	06:20	39-19	H 20	
ASSIST by Brown,MJ	06:20			
	06:10	39-21	H 18	GOOD! LAYUP by Fanning,Heath [PNT]
	06:10			ASSIST by Millard,Chad
GOOD! JUMPER by Wilkins,Tony	06:01	41-21	H 20	
REBOUND (DEF) by Coby,Andre	05:48			MISSED JUMPER by Jean,Tyler
GOOD! JUMPER by Brown,MJ [PNT]	05:42	43-21	H 22	
GOOD! FT SHOT by Brown,MJ	05:42	44-21	H 23	FOUL by Worthey,Shane (P2T4)
SUB IN : Brooks,Nik	05:42			SUB IN : Fanning,Heath
SUB IN : Simpson,Ryne	05:42			SUB OUT: Alexander,Georgio
SUB OUT: Polk,Pat	05:42			SUB OUT: Hill,Justin
SUB OUT: Brown,MJ	05:42			
	05:40			MISSED JUMPER by Fanning,Heath
	05:40			REBOUND (OFF) by Alexander,Georgio
	05:37	44-23	H 21	GOOD! LAYUP by Alexander,Georgio [PNT]
MISSED FT SHOT by Mosley,Lavan	05:17			FOUL by Jean,Tyler (P2T5)
REBOUND (OFF) by (DEADBALL)	05:17			
GOOD! FT SHOT by Mosley,Lavan	05:17	45-23	H 22	
	05:17			TURNOVR by Alexander,Georgio
STEAL by Wilkins,Tony	05:12			
FOUL by Wilkins,Tony (P1T6)	05:12			
TURNOVR by Wilkins,Tony	05:12			
	05:12	45-25	H 20	GOOD! LAYUP by Fanning,Heath [PNT]
	05:12			ASSIST by Worthey,Shane
MISSED 3 PTR by Simpson,Ryne	04:54			REBOUND (DEF) by Millard,Chad
FOUL by Coby,Andre (P2T7)	04:53			MISSED FT SHOT by Millard,Chad
REBOUND (DEF) by Callicott,Cameron	04:53			
SUB IN : Polk,Pat	04:53			
SUB IN : Brown,MJ	04:53			
SUB IN : Marshall, B.J.	04:53			
SUB IN : Easley,Brandon	04:53			
SUB IN : Callicott,Cameron	04:53			
SUB OUT: Coby,Andre	04:53			
SUB OUT: Mosley,Lavan	04:53			
SUB OUT: Wilkins,Tony	04:53			
SUB OUT: Brooks,Nik	04:53			
SUB OUT: Simpson,Ryne	04:53			
MISSED 3 PTR by Marshall, B.J.	04:40			
REBOUND (OFF) by Callicott,Cameron	04:40			
	04:39			FOUL by Worthey,Shane (P3T6)
	04:39			SUB IN : Hill,Justin
	04:39			SUB OUT: Worthey,Shane
TURNOVR by Brown,MJ	04:38			
STEAL by Polk,Pat	04:20			TURNOVR by Alexander,Georgio
	04:20			SUB IN : Hill,Jonny
MISSED JUMPER by Brown,MJ	04:11			REBOUND (DEF) by Jean,Tyler
FOUL by Polk,Pat (P2T8)	04:05	45-26	H 19	GOOD! FT SHOT by Jean,Tyler
	04:05	45-27	H 18	GOOD! FT SHOT by Jean,Tyler
SUB IN : Wilkins,Tony	04:05			
SUB IN : Brooks,Nik	04:05			
SUB IN : Coby,Andre	04:05			
SUB OUT: Marshall, B.J.	04:05			
SUB OUT: Easley,Brandon	04:05			
SUB OUT: Callicott,Cameron	04:05			
	03:45			FOUL by Millard,Chad (P2T7)
GOOD! FT SHOT by Brown,MJ	03:44	46-27	H 19	
GOOD! FT SHOT by Brown,MJ	03:44	47-27	H 20	
	03:32	47-29	H 18	GOOD! LAYUP by Hill,Justin [PNT]
	03:32			ASSIST by Jean,Tyler
MISSED 3 PTR by Brown,MJ	03:10			REBOUND (DEF) by Millard,Chad
	03:02			TURNOVR by Millard,Chad
STEAL by Polk,Pat	03:01			
GOOD! LAYUP by Wilkins,Tony [PNT]	02:59	49-29	H 20	
ASSIST by Polk,Pat	02:58			
	02:54			TURNOVR by Millard,Chad
STEAL by Polk,Pat	02:53			
ASSIST by Polk,Pat	02:49			
GOOD! 3 PTR by Wilkins,Tony	02:49	52-29	H 23	
	02:49			FOUL by Millard,Chad (P3T8)
	02:49			TIMEOUT TEAM
MISSED FT SHOT by Wilkins,Tony	02:49			REBOUND (DEF) by Hill,Justin
SUB IN : Mosley,Lavan	02:49			SUB IN : Fanning,Clint
SUB OUT: Polk,Pat	02:49			SUB OUT: Millard,Chad
FOUL by Coby,Andre (P3T9)	02:44	52-30	H 22	GOOD! FT SHOT by Jean,Tyler

	02:44	52-31	H 21	GOOD! FT SHOT by Jean,Tyler
SUB IN : Callicott,Cameron	02:44			
SUB OUT: Coby,Andre	02:44			
GOOD! 3 PTR by Callicott,Cameron	02:32	55-31	H 24	
ASSIST by Brown,MJ	02:32			
	02:18	55-33	H 22	GOOD! JUMPER by Jean,Tyler [PNT]
	02:18			ASSIST by Fanning,Heath
TURNOVR by Brown,MJ	02:10			
	02:10			SUB IN : Alexander,Georgio
	02:10			SUB OUT: Hill,Jonny
	01:48			MISSED JUMPER by Alexander,Georgio
	01:48			REBOUND (OFF) by Hill,Justin
	01:46			MISSED JUMPER by Hill,Justin
	01:46			REBOUND (OFF) by Jean,Tyler
FOUL by Callicott,Cameron (P1T10)	01:45	55-34	H 21	GOOD! FT SHOT by Jean,Tyler
	01:45	55-35	H 20	GOOD! FT SHOT by Jean,Tyler
MISSED LAYUP by Mosley,Lavan	01:31			REBOUND (DEF) by Hill,Justin
	01:14			FOUL by Alexander,Georgio (P1T9)
	01:14			TURNOVR by Alexander,Georgio
	01:14			SUB IN : Hill,Jonny
	01:14			SUB OUT: Alexander,Georgio
MISSED FT SHOT by Brown,MJ	01:03			FOUL by Jean,Tyler (P3T10)
REBOUND (OFF) by (DEADBALL)	01:03			
GOOD! FT SHOT by Brown,MJ	01:03	56-35	H 21	
SUB IN : Polk,Pat	01:03			
SUB OUT: Callicott,Cameron	01:03			
FOUL by Easley,Brandon (P2T11)	00:57			MISSED FT SHOT by Jean,Tyler
	00:57			REBOUND (OFF) by (DEADBALL)
	00:57	56-36	H 20	GOOD! FT SHOT by Jean,Tyler
SUB IN : Simpson,Ryne	00:57			
SUB IN : Easley,Brandon	00:57			
SUB OUT: Polk,Pat	00:57			
REBOUND (DEF) by Battee,Josh	00:52			MISSED 3 PTR by Powell,Josh
FOUL by Brooks,Nik (P1T12)	00:40	56-37	H 19	GOOD! FT SHOT by Hill,Justin
REBOUND (DEF) by Brooks,Nik	00:40			MISSED FT SHOT by Hill,Justin
	00:40			SUB IN : Alexander,Georgio
	00:40			SUB OUT: Fanning,Clint
MISSED JUMPER by Brown,MJ	00:02			REBOUND (DEF) by Hill,Jonny

Union City 56, Moore County 37

3rd PERIOD Play-by-Play (Page 1)

HOME TEAM: Union City	TIME	SCORE	MAR	VISITORS: Moore County
SUB IN : Brooks,Nik	07:54			
SUB OUT: Coby,Andre	07:54			
GOOD! 3 PTR by Brooks,Nik	07:40	59-37	H 22	
ASSIST by Mosley,Lavan	07:40			
	07:25	59-39	H 20	GOOD! LAYUP by Fanning,Heath [PNT]
	07:25			ASSIST by Jean,Tyler
GOOD! LAYUP by Brown,MJ [PNT]	07:03	61-39	H 22	
ASSIST by Mosley,Lavan	07:03			
BLOCK by Polk,Pat	06:48			MISSED JUMPER by Alexander,Georgio
	06:48			REBOUND (OFF) by (TEAM)
FOUL by Polk,Pat (P3T1)	06:46	61-40	H 21	GOOD! FT SHOT by Millard,Chad
REBOUND (DEF) by Wilkins,Tony	06:46			MISSED FT SHOT by Millard,Chad
GOOD! LAYUP by Brown,MJ [PNT]	06:25	63-40	H 23	
	06:17	63-42	H 21	GOOD! LAYUP by Fanning,Heath [PNT]
	06:17			ASSIST by Millard,Chad
MISSED JUMPER by Brown,MJ	06:10			
REBOUND (OFF) by Polk,Pat	06:10			
GOOD! 3 PTR by Wilkins,Tony	06:05	66-42	H 24	
TIMEOUT 30sec	06:04			
	06:00			TURNOVR by Millard,Chad
GOOD! LAYUP by Mosley,Lavan [PNT]	05:42	68-42	H 26	
	05:31			TURNOVR by Alexander,Georgio
MISSED 3 PTR by Wilkins,Tony	05:19			REBOUND (DEF) by (TEAM)
SUB IN : Simpson,Ryne	05:19			
SUB OUT: Polk,Pat	05:19			
FOUL by Simpson,Ryne (P1T2)	05:12	68-43	H 25	GOOD! FT SHOT by Worthey,Shane
	05:12	68-44	H 24	GOOD! FT SHOT by Worthey,Shane
	05:05			FOUL by Millard,Chad (P4T1)
MISSED 3 PTR by Wilkins,Tony	04:52			
REBOUND (OFF) by Wilkins,Tony	04:52			
GOOD! LAYUP by Mosley,Lavan [PNT]	04:48	70-44	H 26	
ASSIST by Wilkins,Tony	04:48			
	04:42			FOUL by Jean,Tyler (P4T2)
	04:42			TURNOVR by Jean,Tyler
	04:42			SUB IN : Hill,Justin
	04:42			SUB OUT: Millard,Chad
TURNOVR by Simpson,Ryne	04:40			
	04:39			STEAL by Hill,Justin
FOUL by Mosley,Lavan (P2T3)	04:34			
	04:32			MISSED LAYUP by Worthey,Shane
	04:32			REBOUND (OFF) by Hill,Justin
	04:30	70-46	H 24	GOOD! JUMPER by Hill,Justin [PNT]
MISSED 3 PTR by Brooks,Nik	04:24			REBOUND (DEF) by Fanning,Heath
SUB IN : Coby,Andre	04:16			
SUB OUT: Simpson,Ryne	04:16			

BLOCK by Coby,Andre	04:04			MISSED JUMPER by Alexander,Georgio
REBOUND (DEF) by Brown,MJ	04:02			
GOOD! LAYUP by Brooks,Nik [PNT]	03:58	72-46	H 26	
ASSIST by Mosley,Lavan	03:58			
	03:50			TURNOVR by Worthey,Shane
STEAL by Brown,MJ	03:49			
MISSED JUMPER by Wilkins,Tony	03:46			BLOCK by Fanning,Heath
	03:44			REBOUND (DEF) by Alexander,Georgio
	03:40			TURNOVR by Alexander,Georgio
STEAL by Mosley,Lavan	03:39			
MISSED FT SHOT by Mosley,Lavan	03:39			FOUL by Alexander,Georgio (P2T3)
REBOUND (OFF) by (DEADBALL)	03:39			
GOOD! FT SHOT by Mosley,Lavan	03:39	73-46	H 27	
SUB IN : Easley,Brandon	03:39			
SUB OUT: Brooks,Nik	03:39			
FOUL by Brown,MJ (P2T4)	03:36			
SUB IN : Marshall, B.J.	03:24			
SUB OUT: Wilkins,Tony	03:24			
	03:21			MISSED 3 PTR by Jean,Tyler
	03:21			REBOUND (OFF) by (TEAM)
	03:14			MISSED 3 PTR by Jean,Tyler
	03:14			REBOUND (OFF) by Fanning,Heath
REBOUND (DEF) by Mosley,Lavan	03:10			MISSED 3 PTR by Jean,Tyler
TURNOVR by Mosley,Lavan	03:07			
SUB IN : Callicott,Cameron	03:06			
SUB OUT: Mosley,Lavan	03:06			
	02:50			MISSED 3 PTR by Alexander,Georgio
	02:50			REBOUND (OFF) by (TEAM)
	02:37	73-49	H 24	GOOD! 3 PTR by Fanning,Heath
	02:37			ASSIST by Jean,Tyler
GOOD! FT SHOT by Brown,MJ	02:22	74-49	H 25	FOUL by Fanning,Heath (P1T4)
MISSED FT SHOT by Brown,MJ	02:22			REBOUND (DEF) by (TEAM)
	02:10	74-52	H 22	GOOD! 3 PTR by Alexander,Georgio
	02:10			ASSIST by Fanning,Heath
MISSED 3 PTR by Marshall, B.J.	02:00			
REBOUND (OFF) by Callicott,Cameron	02:00			
GOOD! JUMPER by Brown,MJ	01:53	76-52	H 24	
REBOUND (DEF) by Easley,Brandon	01:43			MISSED JUMPER by Jean,Tyler
GOOD! LAYUP by Brown,MJ [PNT]	01:35	78-52	H 26	
BLOCK by Coby,Andre	01:20			MISSED 3 PTR by Alexander,Georgio
	01:19			REBOUND (OFF) by Worthey,Shane
	01:16	78-54	H 24	GOOD! JUMPER by Worthey,Shane [PNT]
MISSED FT SHOT by Brown,MJ	01:07			FOUL by Alexander,Georgio (P3T5)
REBOUND (OFF) by (DEADBALL)	01:07			
GOOD! FT SHOT by Brown,MJ	01:07	79-54	H 25	
SUB IN : Brooks,Nik	01:07			SUB IN : Millard,Chad
SUB IN : Simpson,Ryne	01:07			SUB IN : Hill,Jonny
SUB IN : Mosley,Lavan	01:07			SUB OUT: Jean,Tyler
SUB OUT: Coby,Andre	01:07			SUB OUT: Worthey,Shane
SUB OUT: Brown,MJ	01:07			
SUB OUT: Easley,Brandon	01:07			
MISSED JUMPER by Battee,Josh	00:51			
REBOUND (OFF) by Warren,Kendhal	00:51			
GOOD! JUMPER by Warren,Kendhal [PNT]	00:49	81-54	H 27	
	00:34	81-56	H 25	GOOD! JUMPER by Millard,Chad
	00:34			ASSIST by Powell,Josh
MISSED 3 PTR by Brooks,Nik	00:11			
REBOUND (OFF) by Callicott,Cameron	00:11			
GOOD! 3 PTR by Callicott,Cameron	00:01	84-56	H 28	

Union City 84, Moore County 56

4th PERIOD Play-by-Play (Page 1)

HOME TEAM: Union City	TIME	SCORE	MAR	VISITORS: Moore County
	07:49	84-58	H 26	GOOD! JUMPER by Hill,Justin [PNT]
MISSED 3 PTR by Brooks,Nik	07:49			
FOUL by Polk,Pat (P4T5)	07:49			
GOOD! JUMPER by Wilkins,Tony	07:49	86-58	H 28	
	07:49			REBOUND (DEF) by Worthey,Shane
STEAL by Brooks,Nik	07:49			
	07:49	86-59	H 27	GOOD! FT SHOT by Hill,Justin
MISSED 3 PTR by Wilkins,Tony	07:49			
REBOUND (OFF) by Polk,Pat	07:49			
GOOD! LAYUP by Brown,MJ [PNT]	07:49	88-59	H 29	
	07:48			SUB IN : Hill,Justin
	07:48			SUB OUT: Worthey,Shane
STEAL by Brooks,Nik	07:34			TURNOVR by Millard,Chad
REBOUND (DEF) by Brown,MJ	07:00			MISSED 3 PTR by Jean,Tyler
	06:33	88-61	H 27	GOOD! JUMPER by Worthey,Shane [PNT]
MISSED FT SHOT by Brown,MJ	06:25			
	06:25			FOUL by Worthey,Shane (P4T6)
	06:25			REBOUND (DEF) by Alexander,Georgio
MISSED FT SHOT by Brown,MJ	06:25			
REBOUND (OFF) by (DEADBALL)	06:25			
GOOD! JUMPER by Wilkins,Tony	06:10	90-61	H 29	
FOUL by Brown,MJ (P3T6)	06:10	90-62	H 28	GOOD! FT SHOT by Jean,Tyler
	06:10	90-63	H 27	GOOD! FT SHOT by Jean,Tyler
REBOUND (DEF) by Mosley,Lavan	05:45			MISSED 3 PTR by Fanning,Heath

	05:45			FOUL by Fanning,Heath (P2T7)
GOOD! FT SHOT by Mosley,Lavan	05:43	91-63	H 28	
GOOD! FT SHOT by Mosley,Lavan	05:43	92-63	H 29	
GOOD! LAYUP by Mosley,Lavan [PNT]	05:43	94-63	H 31	
	05:34			MISSED JUMPER by Millard,Chad
	05:34			REBOUND (OFF) by Fanning,Heath
	05:34	94-65	H 29	GOOD! JUMPER by Fanning,Heath [PNT]
MISSED JUMPER by Wilkins,Tony	05:15			
	05:15			MISSEDDJUMPER by Jean,Tylerad
REBOUND (DEF) by Callicott,Cameron	05:15			
	04:28	94-68	H 26	GOOD! 3 PTR by Jean,Tyler
	04:28			ASSIST by Worthey,Shane
FOUL by Coby,Andre (P4T7)	04:20			
TURNOVR by Coby,Andre	04:20			
	04:20			SUB IN : Worthey,Shane
	04:20			SUB OUT: Hill,Justin
FOUL by Easley,Brandon (P3T8)	04:08			MISSED FT SHOT by Alexander,Georgio
REBOUND (DEF) by Wilkins,Tony	04:08			
FOUL by Wilkins,Tony (P2T9)	04:00			
TURNOVR by Wilkins,Tony	04:00			
REBOUND (DEF) by Marshall, B.J.	03:50			MISSED 3 PTR by Jean,Tyler
MISSED FT SHOT by Brooks,Nik	03:43			FOUL by Alexander,Georgio (P4T8)
REBOUND (OFF) by (DEADBALL)	03:43			
GOOD! FT SHOT by Brooks,Nik	03:43	95-68	H 27	
GOOD! JUMPER by Coby,Andre [PNT]	03:20	97-68	H 29	
FOUL by Callicott,Cameron (P2T10)	03:20	97-69	H 28	GOOD! FT SHOT by Jean,Tyler
	03:20	97-70	H 27	GOOD! FT SHOT by Jean,Tyler
REBOUND (DEF) by Marshall, B.J.	03:00			MISSED 3 PTR by Alexander,Georgio
	03:00			STEAL by Worthey,Shane
	03:00	97-73	H 24	GOOD! 3 PTR by Worthey,Shane
TIMEOUT TEAM	02:41			
SUB IN : Warren,Kendhal	02:41			
SUB IN : Battee,Josh	02:41			
SUB IN : Simpson,Ryne	02:41			
SUB IN : Steward,Tyler	02:41			
SUB IN : Cox,Antonio	02:41			
SUB OUT: Polk,Pat	02:41			
SUB OUT: Coby,Andre	02:41			
SUB OUT: Brown,MJ	02:41			
SUB OUT: Mosley,Lavan	02:41			
SUB OUT: Wilkins,Tony	02:41			
MISSED 3 PTR by Mosley,Lavan	02:24			REBOUND (DEF) by (TEAM)
	01:58			MISSED JUMPER by Jean,Tyler
	01:58			REBOUND (OFF) by Jean,Tyler
	01:58	97-75	H 22	GOOD! JUMPER by Jean,Tyler [PNT]
GOOD! JUMPER by Wilkins,Tony [PNT]	01:46	99-75	H 24	
ASSIST by Brown,MJ	01:46			
REBOUND (DEF) by Coby,Andre	01:30			MISSED 3 PTR by Jean,Tyler
MISSED JUMPER by Wilkins,Tony	01:20			
REBOUND (OFF) by Mosley,Lavan	01:20			
GOOD! JUMPER by Mosley,Lavan [PNT]	01:20	101-75	H 26	
	01:13	101-77	H 24	GOOD! JUMPER by Jean,Tyler [PNT]
	01:13			TIMEOUT 30sec
TURNOVR by Simpson,Ryne	01:04			
FOUL by Simpson,Ryne (P2T11)	00:59	101-78	H 23	GOOD! FT SHOT by Jean,Tyler
	00:59	101-79	H 22	GOOD! FT SHOT by Jean,Tyler
	00:59			SUB IN : Hill,Justin
	00:59			SUB OUT: Worthey,Shane
TURNOVR by Steward,Tyler	00:45			STEAL by Fanning,Heath
	00:45	101-81	H 20	GOOD! JUMPER by Fanning,Heath [PNT]
MISSED 3 PTR by Steward,Tyler	00:30			REBOUND (DEF) by Hill,Justin
REBOUND (DEF) by (TEAM)	00:22			MISSED 3 PTR by Jean,Tyler
MISSED JUMPER by Battee,Josh	00:18			REBOUND (DEF) by Fanning,Heath
	00:10	101-83	H 18	GOOD! JUMPER by Hill,Justin [PNT]
	00:10			ASSIST by Jean,Tyler
MISSED 3 PTR by Warren,Kendhal	00:02			REBOUND (DEF) by (TEAM)
	01:00	101-86	H 15	GOOD! 3 PTR by Jean,Tyler

Union City 101, Moore County 86

Official Basketball Box Score -- 1st Half

Official Basketball Box Score -- 1st Half
Moore County vs Union City
03/14/08 10:30 AM at Murfreesboro, TN (Murphy Center)

VISITORS: Moore County 29-5

##	Player Name		TOT-FG FG-FGA	3-PT FG-FGA	FT-FTA	REBOUNDS OF	DE	TOT	PF	TP	A	TO	BLK	S	MIN
04	Jean,Tyler.....	*	2-5	0-1	7-8	1	3	4	3	11	6	3	0	1	16
05	Fanning,Heath.....	*	4-5	0-0	0-0	0	0	0	0	8	2	2	0	0	13
23	Alexander,Georgio...	*	4-6	0-0	0-0	2	0	2	1	8	0	3	0	0	13
31	Millard,Chad.....	*	1-2	0-0	0-1	0	2	2	3	2	2	3	0	0	11
40	Worthey,Shane.....	*	2-2	0-0	0-0	0	0	0	3	4	1	1	0	0	10
02	Powell,Josh.....		0-1	0-1	0-0	0	0	0	0	0	0	0	0	0	0
10	Hill,Justin.....		1-2	0-0	2-4	2	2	4	0	4	0	0	0	0	9
14	Fanning,Clint.....		0-0	0-0	0-0	0	0	0	0	0	0	0	0	0	3

32 Hill,Jonny.....	0-0	0-0	0-0	0	1	1	0	0	0	0	0	0	0	5
TEAM.....														
Totals.....	14-23	0-2	9-13	5	8	13	10	37	11	12	0	1	80	

TOTAL FG% 1st Half: 14-23 60.9%
3-Pt. FG% 1st Half: 0-2 0.0%
F Throw % 1st Half: 9-13 69.2%

HOME TEAM: Union City 36-0

##	Player Name		TOT-FG FG-FGA	3-PT FG-FGA	FT-FTA	REBOUNDS OF	DE	TOT	PF	TP	A	TO	BLK	S	MIN
01	Coby,Andre.....	*	1-1	1-1	0-0	0	2	2	3	3	1	0	0	0	10
03	Wilkins,Tony.....	*	7-7	2-2	0-1	0	0	0	1	16	0	1	0	1	12
04	Mosley,Lavan.....	*	3-4	1-1	1-2	0	0	0	1	8	2	0	0	1	11
20	Polk,Pat.....	*	0-0	0-0	0-0	1	1	2	2	0	4	0	0	5	9
24	Brown,MJ.....	*	4-9	2-3	5-7	0	0	0	1	15	6	5	0	1	14
02	Brooks,Nik.....		4-5	3-4	0-0	1	1	2	1	11	0	0	0	1	9
10	Battee,Josh.....		0-0	0-0	0-0	0	1	1	0	0	0	0	0	0	0
25	Marshall, B.J.....		0-1	0-1	0-0	0	0	0	0	0	0	0	0	0	3
30	Easley,Brandon.....		0-0	0-0	0-0	0	0	0	2	0	0	0	0	0	2
31	Callicott,Cameron...		1-1	1-1	0-0	1	1	2	1	3	0	0	0	0	5
32	Warren,Kendhal.....		0-0	0-0	0-0	0	0	0	0	0	0	0	0	0	0
33	Simpson,Ryne.....		0-2	0-1	0-0	0	0	0	0	0	0	0	0	0	5
41	Steward,Tyler.....		0-0	0-0	0-0	0	0	0	0	0	0	0	0	0	0
45	Cox,Antonio.....		0-0	0-0	0-0	0	0	0	0	0	0	0	0	0	0
	TEAM.....														
	Totals.....		20-30	10-14	6-10	3	6	9	12	56	13	6	0	9	80

TOTAL FG% 1st Half: 20-30 66.7%
3-Pt. FG% 1st Half: 10-14 71.4%
F Throw % 1st Half: 6-10 60.0%

Officials: Howard Smith, Jeff Smith, Dennis Whitson
Technical fouls: Moore County-None. Union City-None.
Attendance:

Score by Periods	1st	2nd
Moore County.....	15	22
Union City.....	29	27

4th qtr PXP is not accurate. Points are correct.

1999 Class A State Boys' Basketball Tournament

March 16 - March 20, 1999 · Murphy Center - MTSU - Murfreesboro, TN

Game 1
Tue. Mar. 16 6:00 PM

Chattanooga Christian (27-10)	70
South Fulton (23-6)	52

Game 2
Tue. Mar. 16 7:45 PM

Cosby (28-5)	70
Columbia Academy (21-11)	42

Game 3
Wed. Mar. 17 11:00 AM

Hancock Co. (30-4)	60
Upperman (27-7)	59

Game 4
Wed. Mar. 17 12:45 PM

Moore Co. (31-4)	61
Adamsville (27-3)	47

Game 5
Thu. Mar. 18 7:00 PM

Chattanooga Christian	71
Cosby	73

Game 6
Thu. Mar. 18 8:45 PM

Hancock Co.	45
Moore Co.	55

Game 7
Sat. Mar. 20 1:00 PM

Cosby	49
Moore Co.	60

Moore Co.
STATE CHAMPION

OFFICIAL NCAA BASKETBALL BOX SCORE — Site: MURFREESBORO, TENNESSEE

ADAMSVILLE HIGH SCHOOL (27-4) — Date: March 17, 1999

	ADAM (VISITORS)		Total FG	Total AT	3-Pts FG	3-Pts AT	FT	FT AT	Rebounds OF	Rebounds DF	Rebounds To	PF	TP	A	TO	BK	ST	MN
20	RICKMAN, JAY	f	2	6	0	2	0	0	0	2	2	2	4	0	1	0	2	27
23	LUSTER, TYRONE	f	4	16	1	5	1	2	2	2	4	3	10	4	4	0	3	31
54	HARBIN, JEREMY	c	3	7	0	1	0	0	0	4	4	1	6	0	2	1	0	18
32	ROOT, NATHANIEL	g	3	6	1	2	1	2	3	2	5	3	8	3	3	0	3	30
40	WHEELER, STEVIN	g	6	15	3	5	2	2	1	4	5	5	17	0	2	1	3	25
42	SANDERS, BRIAN		0	3	0	0	0	0	2	2	4	2	0	0	5	0	0	14
44	FOSTER, WESLEY		1	2	0	0	0	1	4	0	4	2	2	0	1	0	1	9
33	SMITH, CHRIS		0	1	0	0	0	0	1	0	1	0	0	0	0	0	0	2
34	CELLICOATT, STEVEN		0	0	0	0	0	0	0	1	1	0	0	0	0	0	0	2
10	BENTON, ANTHONY		0	1	0	0	0	0	0	0	0	0	0	0	0	0	0	1
24	SURRATT, CLAY		0	0	0	0	0	0	0	0	0	0	0	0	1	0	0	1
14	BAKER, JED		--	--	--	--	--	--	--	--	--	--	--	--	--	--	--	DNP
21	HARBIN, JAYLON		--	--	--	--	--	--	--	--	--	--	--	--	--	--	--	DNP
22	KIDDY, BRIAN		--	--	--	--	--	--	--	--	--	--	--	--	--	--	--	DNP
30	COON, RYAN		--	--	--	--	--	--	--	--	--	--	--	--	--	--	--	DNP
	Team Totals								2	2	4				1			
	TOTALS		19	59	5	15	4	7	16	19	35	18	47	7	21	2	12	160

Deadball Rebounds: 1, 0: 1

Tot FG %:	1st Half:	6-30	.200	2nd Half:	13-29	.448	Game: .322
3-Pt FG %:	1st Half:	1- 6	.167	2nd Half:	4- 9	.444	Game: .333
FT % :	1st Half:	2- 5	.400	2nd Half:	2- 2	1.000	Game: .571

MOORE COUNTY HIGH SCHOOL (33-4)

	MOOR (HOME)		Total FG	Total AT	3-Pts FG	3-Pts AT	FT	FT AT	Rebounds OF	Rebounds DF	Rebounds To	PF	TP	A	TO	BK	ST	MN
3	FLETCHER, CHRIS	f	1	4	1	4	0	0	1	6	7	1	3	1	3	0	2	31
15	HARDER, WADE	f	5	5	0	0	0	1	0	3	3	0	10	1	1	0	2	17
22	ALTMAN, ROBBY	c	6	9	1	3	0	0	2	2	4	4	13	2	4	1	2	22
4	JEAN, JEREMY	g	3	8	0	4	2	3	1	3	4	4	8	5	6	0	2	29
11	HARDIN, HEATH	g	4	10	1	3	7	8	1	4	5	3	16	4	2	0	0	16
41	BATEMAN, DANIEL		4	6	0	0	0	0	0	4	4	2	8	2	1	1	2	24
5	SMITH, RICHIE		0	1	0	0	0	0	0	0	0	1	0	1	2	0	0	16
25	HOLT, DAVID		0	0	0	0	0	0	0	0	0	0	0	0	2	0	0	1
35	BABLEN, JUSTIN		1	2	1	2	0	0	0	1	1	0	3	0	0	0	1	4
23	BATEMAN, BARRY		--	--	--	--	--	--	--	--	--	--	--	--	--	--	--	DNP
31	HOLT, JOSH		--	--	--	--	--	--	--	--	--	--	--	--	--	--	--	DNP
42	GRIZZARD, CHRIS		--	--	--	--	--	--	--	--	--	--	--	--	--	--	--	DNP
24	RAY, CHRIS		--	--	--	--	--	--	--	--	--	--	--	--	--	--	--	DNP
34	HOLDEN, BART		--	--	--	--	--	--	--	--	--	--	--	--	--	--	--	DNP
55	SCOTT, CORY		--	--	--	--	--	--	--	--	--	--	--	--	--	--	--	DNP
	Team Totals								0	3	3				0			
	TOTALS		24	45	4	16	9	12	5	26	31	15	61	16	22	2	11	160

Deadball Rebounds: 0, 0: 0

Tot FG %:	1st Half:	12-23	.522	2nd Half:	12-22	.545	Game: .533
3-Pt FG %:	1st Half:	2- 8	.250	2nd Half:	2- 8	.250	Game: .250
FT % :	1st Half:	0- 0	.000	2nd Half:	9-12	.750	Game: .750

	1st	2nd	OT	OT	Tot
ADAM	15	32			47
MOOR	26	35			61

OFFICIALS:

Technical Fouls: none

Attendance:

OFFICIAL NCAA BASKETBALL BOX SCORE - FIRST HALF
ADAMSVILLE HIGH SCHOOL

Date: March 17, 1999

ADAM (VISITORS)			Total FG	Total AT	3-Pts FG	3-Pts AT	FT	AT	Rebounds OF	DF	To	PF	TP	A	TO	BK	ST	MN
20	RICKMAN, JAY	f	0	3	0	1	0	0	0	1	1	1	0	0	1	0	2	12
23	LUSTER, TYRONE	f	2	11	0	2	1	2	2	0	2	1	5	2	3	0	1	16
54	HARBIN, JEREMY	c	2	4	0	1	0	0	0	2	2	0	4	0	1	0	0	8
32	ROOT, NATHANIEL	g	1	2	0	0	1	2	1	2	3	1	3	1	1	0	2	16
40	WHEELER, STEVIN	g	1	6	1	2	0	0	0	3	3	2	3	0	0	1	0	12
42	SANDERS, BRIAN		0	3	0	0	0	0	2	0	2	1	0	0	2	0	0	8
44	FOSTER, WESLEY		0	0	0	0	0	1	2	0	2	0	0	0	1	0	1	7
33	SMITH, CHRIS		0	1	0	0	0	0	1	0	1	0	0	0	0	0	0	1
10	BENTON, ANTHONY		0	0	0	0	0	0	0	0	0	0	0	0	0	0	0	--
14	BAKER, JED		0	0	0	0	0	0	0	0	0	0	0	0	0	0	0	--
21	HARBIN, JAYLON		0	0	0	0	0	0	0	0	0	0	0	0	0	0	0	--
22	KIDDY, BRIAN		0	0	0	0	0	0	0	0	0	0	0	0	0	0	0	--
24	SURRATT, CLAY		0	0	0	0	0	0	0	0	0	0	0	0	0	0	0	--
30	COON, RYAN		0	0	0	0	0	0	0	0	0	0	0	0	0	0	0	--
34	CELLICOATT, STEVEN		0	0	0	0	0	0	0	0	0	0	0	0	0	0	0	--
	Team Totals								2	1	3				0			
	TOTALS		6	30	1	6	2	5	10	9	19	6	15	3	9	1	6	80

Deadball Rebounds: 1, 0: 1

Tot FG %: 1st Half: 6-30 .200
3-Pt FG %: 1st Half: 1- 6 .167
FT % : 1st Half: 2- 5 .400

MOORE COUNTY HIGH SCHOOL

MOOR (HOME)			Total FG	Total AT	3-Pts FG	3-Pts AT	FT	AT	Rebounds OF	DF	To	PF	TP	A	TO	BK	ST	MN
3	FLETCHER, CHRIS	f	0	3	0	3	0	0	0	3	3	0	0	0	2	0	0	16
15	HARDER, WADE	f	1	1	0	0	0	0	0	3	3	0	2	1	0	0	1	10
22	ALTMAN, ROBBY	c	4	5	1	1	0	0	1	1	2	2	9	1	0	1	1	9
4	JEAN, JEREMY	g	1	4	0	2	0	0	1	2	3	2	2	4	5	0	2	13
11	HARDIN, HEATH	g	2	3	0	0	0	0	0	1	1	2	4	0	0	0	0	3
41	BATEMAN, DANIEL		3	4	0	0	0	0	0	3	3	2	6	0	0	0	2	12
5	SMITH, RICHIE		0	1	0	0	0	0	0	0	0	1	0	1	2	0	0	12
25	HOLT, DAVID		0	0	0	0	0	0	0	0	0	0	0	0	2	0	0	1
35	BABLEN, JUSTIN		1	2	1	2	0	0	0	1	1	0	3	0	0	0	0	4
23	BATEMAN, BARRY		0	0	0	0	0	0	0	0	0	0	0	0	0	0	0	--
24	RAY, CHRIS		0	0	0	0	0	0	0	0	0	0	0	0	0	0	0	--
31	HOLT, JOSH		0	0	0	0	0	0	0	0	0	0	0	0	0	0	0	--
34	HOLDEN, BART		0	0	0	0	0	0	0	0	0	0	0	0	0	0	0	--
42	GRIZZARD, CHRIS		0	0	0	0	0	0	0	0	0	0	0	0	0	0	0	--
55	SCOTT, CORY		0	0	0	0	0	0	0	0	0	0	0	0	0	0	0	--
	Team Totals								0	2	2				0			
	TOTALS		12	23	2	8	0	0	2	16	18	9	26	7	11	1	6	80

Deadball Rebounds: 0, 0: 0

Tot FG %: 1st Half: 12-23 .522
3-Pt FG %: 1st Half: 2- 8 .250
FT % : 1st Half: 0- 0 .000

	1st	2nd	OT	OT	Tot
ADAM	15				15
MOOR	26				26

OFFICIALS:
Technical Fouls:
Attendance:

OFFICIAL NCAA BASKETBALL BOX SCORE
MOORE COUNTY HIGH SCHOOL (33-4)

Site: MURFREESBORO, TENNESSEE
Date: March 18, 1999

	MOOR (VISITORS)		Total FG	Total AT	3-Pts FG	3-Pts AT	FT	FT AT	Rebounds OF	Rebounds DF	Rebounds To	PF	TP	A	TO	BK	ST	MN
3	FLETCHER, CHRIS	f	0	2	0	2	1	2	1	2	3	2	1	2	2	0	0	32
15	HARDER, WADE	f	1	3	0	0	4	4	3	2	5	2	6	0	0	0	0	18
22	ALTMAN, ROBBY	c	3	9	2	5	1	2	1	5	6	2	9	2	2	1	1	25
4	JEAN, JEREMY	g	2	4	2	4	2	3	0	2	2	3	8	1	2	0	1	26
11	HARDIN, HEATH	g	9	18	1	4	8	11	1	4	5	3	27	3	2	0	2	32
41	BATEMAN, DANIEL		2	3	0	0	0	0	1	1	2	2	4	0	0	0	1	17
5	SMITH, RICHIE		0	0	0	0	0	0	0	0	0	2	0	0	0	0	0	5
25	HOLT, DAVID		0	0	0	0	0	0	0	0	0	0	0	0	0	0	0	4
35	BABLEN, JUSTIN		0	0	0	0	0	0	0	0	0	0	0	0	0	0	0	1
23	BATEMAN, BARRY		--	--	--	--	--	--	--	--	--	--	--	--	--	--	--	DNP
24	RAY, CHRIS		--	--	--	--	--	--	--	--	--	--	--	--	--	--	--	DNP
31	HOLT, JOSH		--	--	--	--	--	--	--	--	--	--	--	--	--	--	--	DNP
34	HOLDEN, BART		--	--	--	--	--	--	--	--	--	--	--	--	--	--	--	DNP
42	GRIZZARD, CHRIS		--	--	--	--	--	--	--	--	--	--	--	--	--	--	--	DNP
55	SCOTT, CORY		--	--	--	--	--	--	--	--	--	--	--	--	--	--	--	DNP
	Team Totals								0	0	0				0			
	TOTALS		17	39	5	15	16	22	7	16	23	16	55	8	8	1	5	160

Deadball Rebounds: 0, 0: 0

Tot FG %:	1st Half:	8-23	.348	2nd Half:	9-16	.563	Game: .436
3-Pt FG %:	1st Half:	2- 9	.222	2nd Half:	3- 6	.500	Game: .333
FT % :	1st Half:	6- 9	.667	2nd Half:	10-13	.769	Game: .727

HANCOCK COUNTY HIGH SCHOOL (29-5)

	HCK (HOME)		Total FG	Total AT	3-Pts FG	3-Pts AT	FT	FT AT	Rebounds OF	Rebounds DF	Rebounds To	PF	TP	A	TO	BK	ST	MN
10	FERGUSON, JOSH	f	3	5	0	0	1	2	0	0	0	3	7	1	1	0	1	30
15	MABE, JOSH	f	0	0	0	0	0	0	0	2	2	1	0	0	0	0	0	9
44	REED, PAUL	c	3	6	0	0	4	5	5	4	9	4	10	1	1	3	0	29
12	DOSSETT, BEN	g	2	4	1	2	0	0	0	2	2	5	5	2	5	0	1	28
20	SEAL, BRAD	g	4	16	1	3	2	2	1	3	4	4	11	1	3	0	3	28
42	HAVERLAND, SETH		3	6	0	0	3	4	2	8	10	2	9	0	1	0	0	28
14	FUGATE, JOSEPH		1	1	1	1	0	0	0	0	0	0	3	0	1	0	0	7
45	HOLT, RAY		0	0	0	0	0	0	0	0	0	0	0	0	0	0	0	1
03	RAMSEY, BLAKE		--	--	--	--	--	--	--	--	--	--	--	--	--	--	--	DNP
05	COLLINS, TIM		--	--	--	--	--	--	--	--	--	--	--	--	--	--	--	DNP
23	FERGUSON, HENRY		--	--	--	--	--	--	--	--	--	--	--	--	--	--	--	DNP
33	SEXTON, DANIEL		--	--	--	--	--	--	--	--	--	--	--	--	--	--	--	DNP
	Team Totals								0	2	2				0			
	TOTALS		16	38	3	6	10	13	8	21	29	19	45	5	12	3	5	160

Deadball Rebounds: 1, 0: 1

Tot FG %:	1st Half:	7-18	.389	2nd Half:	9-20	.450	Game: .421
3-Pt FG %:	1st Half:	1- 2	.500	2nd Half:	2- 4	.500	Game: .500
FT % :	1st Half:	10-13	.769	2nd Half:	0- 0	.000	Game: .769

	1st	2nd	OT	OT	Tot
MOOR	24	31			55
HCK	25	20			45

OFFICIALS:
Technical Fouls: none
Attendance:

FIRST-HALF BOX SCORE
NOT AVAILABLE FOR THIS GAME

If you have this information please
notify or email a scan to tssaa@tssaa.org.

OFFICIAL NCAA BASKETBALL BOX SCORE
MOORE COUNTY HIGH SCHOOL

Site: MURFREESBORO, TENNESSEE
Date: March 20, 1999

MOOR (VISITORS)			Total FG	Total AT	3-Pts FG	3-Pts AT	FT	AT	Rebounds OF	DF	To	PF	TP	A	TO	BK	ST	MN
3	FLETCHER, CHRIS	f	1	1	0	0	0	2	0	4	4	3	2	2	1	0	0	31
15	HARDER, WADE	f	0	0	0	0	1	2	0	3	3	1	1	2	0	0	1	20
* 22	ALTMAN, ROBBY	c	4	14	2	6	2	4	0	6	6	2	12	1	1	1	2	28
* 4	JEAN, JEREMY	g	8	12	6	9	3	4	1	5	6	3	25	0	2	0	0	30
● 11	HARDIN, HEATH	g	4	9	2	3	7	10	0	6	6	3	17	7	2	0	2	32
41	BATEMAN, DANIEL		1	5	0	0	1	2	0	3	3	0	3	2	2	0	0	16
5	SMITH, RICHIE		0	0	0	0	0	0	0	0	0	0	0	0	0	0	0	3
23	BATEMAN, BARRY		--	--	--	--	--	--	--	--	--	--	--	--	--	--	--	DNP
24	RAY, CHRIS		--	--	--	--	--	--	--	--	--	--	--	--	--	--	--	DNP
25	HOLT, DAVID		--	--	--	--	--	--	--	--	--	--	--	--	--	--	--	DNP
31	HOLT, JOSH		--	--	--	--	--	--	--	--	--	--	--	--	--	--	--	DNP
34	HOLDEN, BART		--	--	--	--	--	--	--	--	--	--	--	--	--	--	--	DNP
35	BABLEN, JUSTIN		--	--	--	--	--	--	--	--	--	--	--	--	--	--	--	DNP
42	GRIZZARD, CHRIS		--	--	--	--	--	--	--	--	--	--	--	--	--	--	--	DNP
55	SCOTT, CORY		--	--	--	--	--	--	--	--	--	--	--	--	--	--	--	DNP
	Team Totals								5	2	7				0			
	TOTALS		18	41	10	18	14	24	6	29	35	12	60	14	8	1	5	160

Deadball Rebounds: 3, 0: 3

Tot FG %:	1st Half:	11-25	.440	2nd Half: 7-16	.438	Game: .439
3-Pt FG %:	1st Half:	9-14	.643	2nd Half: 1- 4	.250	Game: .556
FT % :	1st Half:	4- 6	.667	2nd Half: 10-18	.556	Game: .583

COSBY HIGH SCHOOL

COSY (HOME)			Total FG	Total AT	3-Pts FG	3-Pts AT	FT	AT	Rebounds OF	DF	To	PF	TP	A	TO	BK	ST	MN
* 20	WILLIAMS, JOSH	f	0	0	0	0	4	4	4	6	10	4	4	2	0	1	0	25
* 24	WEBB, JOSH	f	7	26	5	23	2	2	0	4	4	3	21	2	3	2	3	30
33	SHUTTS, BLAKE	c	1	4	0	0	0	0	4	5	9	1	2	1	1	3	0	28
* 23	SAVARD, DAVID	g	3	14	2	6	2	4	1	1	2	4	10	1	1	0	2	31
34	RODGERS, SETH	g	1	3	1	3	0	0	1	2	3	3	3	1	2	0	0	25
22	COGGINS, ERIC		3	11	3	11	0	0	1	5	6	4	9	0	1	0	1	21
14	ANTHONY, TONY		--	--	--	--	--	--	--	--	--	--	--	--	--	--	--	DNP
15	RAINES, MATTHEW		--	--	--	--	--	--	--	--	--	--	--	--	--	--	--	DNP
25	BRYANT, SHON		--	--	--	--	--	--	--	--	--	--	--	--	--	--	--	DNP
30	CUTSHAW, JOSH		--	--	--	--	--	--	--	--	--	--	--	--	--	--	--	DNP
40	GATES, LACY		--	--	--	--	--	--	--	--	--	--	--	--	--	--	--	DNP
43	WOODY, ANDREW		--	--	--	--	--	--	--	--	--	--	--	--	--	--	--	DNP
44	FRISBEE, KEVIN		--	--	--	--	--	--	--	--	--	--	--	--	--	--	--	DNP
50	JUDD, JASON		--	--	--	--	--	--	--	--	--	--	--	--	--	--	--	DNP
54	WILLIAMS, TYLER		--	--	--	--	--	--	--	--	--	--	--	--	--	--	--	DNP
	Team Totals								4	1	5				0			
	TOTALS		15	58	11	43	8	10	15	24	39	19	49	7	8	6	6	160

Deadball Rebounds: 1, 0: 1

Tot FG %:	1st Half:	9-27	.333	2nd Half: 6-31	.194	Game: .259
3-Pt FG %:	1st Half:	5-21	.238	2nd Half: 6-22	.273	Game: .256
FT % :	1st Half:	5- 5	1.000	2nd Half: 3- 5	.600	Game: .800

	1st	2nd	OT	OT	Tot
MOOR	35	25			60
COSY	28	21			49

OFFICIALS:
Technical Fouls: none
Attendance:

* ALL-Tournament
● MVP

OFFICIAL NCAA BASKETBALL BOX SCORE - FIRST HALF

MOORE COUNTY HIGH SCHOOL

Date: March 20, 1999

MOOR (VISITORS)			Total FG	Total AT	3-Pts FG	3-Pts AT	FT	FT AT	Rebounds OF	Rebounds DF	Rebounds To	PF	TP	A	TO	BK	ST	MN
3	FLETCHER, CHRIS	f	0	0	0	0	0	0	0	1	1	1	0	2	1	0	0	15
15	HARDER, WADE	f	0	0	0	0	0	0	0	2	2	1	0	0	0	0	1	9
22	ALTMAN, ROBBY	c	3	8	2	4	0	0	0	2	2	2	8	1	0	0	2	12
4	JEAN, JEREMY	g	7	9	6	8	0	0	0	1	1	1	20	0	1	0	0	14
11	HARDIN, HEATH	g	1	5	1	2	3	4	0	3	3	2	6	5	0	0	1	16
41	BATEMAN, DANIEL		0	3	0	0	1	2	0	2	2	0	1	2	1	0	0	11
5	SMITH, RICHIE		0	0	0	0	0	0	0	0	0	0	0	0	0	0	0	3
23	BATEMAN, BARRY		0	0	0	0	0	0	0	0	0	0	0	0	0	0	0	--
24	RAY, CHRIS		0	0	0	0	0	0	0	0	0	0	0	0	0	0	0	--
25	HOLT, DAVID		0	0	0	0	0	0	0	0	0	0	0	0	0	0	0	--
31	HOLT, JOSH		0	0	0	0	0	0	0	0	0	0	0	0	0	0	0	--
34	HOLDEN, BART		0	0	0	0	0	0	0	0	0	0	0	0	0	0	0	--
35	BABLEN, JUSTIN		0	0	0	0	0	0	0	0	0	0	0	0	0	0	0	--
42	GRIZZARD, CHRIS		0	0	0	0	0	0	0	0	0	0	0	0	0	0	0	--
55	SCOTT, CORY		0	0	0	0	0	0	0	0	0	0	0	0	0	0	0	--
	Team Totals								2	1	3				0			
	TOTALS		11	25	9	14	4	6	2	12	14	7	35	10	3	0	4	80

Deadball Rebounds: 1, 0: 1

Tot FG %: 1st Half: 11-25 .440
3-Pt FG %: 1st Half: 9-14 .643
FT % : 1st Half: 4- 6 .667

COSBY HIGH SCHOOL

COSY (HOME)			Total FG	Total AT	3-Pts FG	3-Pts AT	FT	FT AT	Rebounds OF	Rebounds DF	Rebounds To	PF	TP	A	TO	BK	ST	MN
20	WILLIAMS, JOSH	f	0	0	0	0	4	4	3	3	6	2	4	1	0	1	0	16
24	WEBB, JOSH	f	4	13	2	11	1	1	0	1	1	1	11	0	3	0	2	14
33	SHUTTS, BLAKE	c	1	1	0	0	0	0	1	3	4	1	2	0	0	2	0	16
23	SAVARD, DAVID	g	3	7	2	4	0	0	0	0	0	1	8	1	0	0	1	16
34	RODGERS, SETH	g	0	1	0	1	0	0	0	0	0	0	0	1	2	0	0	9
22	COGGINS, ERIC		1	5	1	5	0	0	0	5	5	0	3	0	1	0	0	9
14	ANTHONY, TONY		0	0	0	0	0	0	0	0	0	0	0	0	0	0	0	--
15	RAINES, MATTHEW		0	0	0	0	0	0	0	0	0	0	0	0	0	0	0	--
25	BRYANT, SHON		0	0	0	0	0	0	0	0	0	0	0	0	0	0	0	--
30	CUTSHAW, JOSH		0	0	0	0	0	0	0	0	0	0	0	0	0	0	0	--
40	GATES, LACY		0	0	0	0	0	0	0	0	0	0	0	0	0	0	0	--
43	WOODY, ANDREW		0	0	0	0	0	0	0	0	0	0	0	0	0	0	0	--
44	FRISBEE, KEVIN		0	0	0	0	0	0	0	0	0	0	0	0	0	0	0	--
50	JUDD, JASON		0	0	0	0	0	0	0	0	0	0	0	0	0	0	0	--
54	WILLIAMS, TYLER		0	0	0	0	0	0	0	0	0	0	0	0	0	0	0	--
	Team Totals								2	1	3				0			
	TOTALS		9	27	5	21	5	5	6	13	19	5	28	3	6	3	3	80

Deadball Rebounds: 0, 0: 0

Tot FG %: 1st Half: 9-27 .333
3-Pt FG %: 1st Half: 5-21 .238
FT % : 1st Half: 5- 5 1.000

	1st	2nd	OT	OT	Tot
MOOR	35				35
COSY	28				28

OFFICIALS:
Technical Fouls:
Attendance:

1995 Class A State Boys' Basketball Tournament

March 15 - March 18, 1995 · Murphy Center - MTSU - Murfreesboro, TN

Game 1
Wed. Mar. 15 11:00 AM

Powell Valley (31-1)	81
Brentwood Academy (24-7)	53

Game 2
Wed. Mar. 15 12:45 PM

Pickett Co. (32-3)	62
Perry Co. (28-3)	49

Game 3
Wed. Mar. 15 2:30 PM

Adamsville (27-3)	66
Knoxville Webb (23-3)	54

Game 4
Wed. Mar. 15 5:15 PM

West Carroll (24-2)	60
Moore Co. (24-7)	58

Game 5
Fri. Mar. 17 11:00 AM

Powell Valley	50
Pickett Co.	73

Game 6
Fri. Mar. 17 12:45 PM

Adamsville	59
West Carroll	53

Game 7
Sat. Mar. 18 3:00 PM

Pickett Co.	70
Adamsville	60

Pickett Co.
STATE CHAMPION

010

OFFICIAL NCAA BASKETBALL BOX SCORE — Site: MURFREESBORO, TENN.

MOORE COUNTY HIGH SCHOOL (24-8) — Date: March 15, 1995

MCHS (VISITORS)			Total FG	Total AT	3-Pts FG	3-Pts AT	FT	FT AT	Rebounds OF	Rebounds DF	Rebounds To	PF	TP	A	TO	BK	ST	MN
20	TIPPS, CHAD	f	1	5	0	4	0	0	0	0	0	2	2	5	3	0	3	32
34	McGOWEN, JEREMY	f	8	11	1	2	2	2	3	7	10	1	19	1	0	0	2	32
44	WHITAKER, SHAUN	c	2	10	0	1	1	2	4	3	7	1	5	1	1	0	0	30
4	FOWLER, SHANE	g	2	9	0	5	1	2	0	4	4	3	5	4	1	1	1	32
35	POLCE, GREG	g	10	20	4	9	3	4	3	0	3	2	27	2	1	0	1	32
15	MARCH, NICHOLAS		0	0	0	0	0	0	0	1	1	2	0	0	0	0	0	2
23	GRIZZARD, ANDRADY		--	--	--	--	--	--	--	--	--	--	--	--	--	--	--	DNP
24	KRIBS, RICK		--	--	--	--	--	--	--	--	--	--	--	--	--	--	--	DNP
25	FOWLER, JOSH		--	--	--	--	--	--	--	--	--	--	--	--	--	--	--	DNP
31	FANNING, CHANEY		--	--	--	--	--	--	--	--	--	--	--	--	--	--	--	DNP
32	JENNINGS, JOHN PAUL		--	--	--	--	--	--	--	--	--	--	--	--	--	--	--	DNP
50	HOLT, CHAD		--	--	--	--	--	--	--	--	--	--	--	--	--	--	--	DNP
52	BRAZIER, BRAD		--	--	--	--	--	--	--	--	--	--	--	--	--	--	--	DNP
55	HOLDEN, BLEU		--	--	--	--	--	--	--	--	--	--	--	--	--	--	--	DNP
	Team Totals								1	0	1				0			
	TOTALS		23	55	5	21	7	10	11	15	26	11	58	13	6	1	7	160

Deadball Rebounds: 2, 0: 2

Tot FG %:	1st Half:	10-27	.370	2nd Half: 13-28	.464	Game: .418
3-Pt FG %:	1st Half:	3-11	.273	2nd Half: 2-10	.200	Game: .238
FT % :	1st Half:	4- 5	.800	2nd Half: 3- 5	.600	Game: .700

WEST CARROLL HIGH SCHOOL (25-2)

WCHS (HOME)			Total FG	Total AT	3-Pts FG	3-Pts AT	FT	FT AT	Rebounds OF	Rebounds DF	Rebounds To	PF	TP	A	TO	BK	ST	MN
22	CARTER, TRAVIS	f	5	15	1	2	2	2	3	6	9	1	13	4	1	1	0	32
23	WORD, JOE	f	4	11	1	4	0	0	3	4	7	2	9	1	2	0	0	32
10	WILLIAMS, LaSHAUN	c	7	12	0	0	1	1	5	9	14	2	15	1	2	0	1	32
11	NEWBILL, MICHAEL	g	5	8	1	3	1	2	0	3	3	1	12	3	6	0	1	30
12	WILLIAMS, DEXTER	g	5	8	1	4	0	0	2	0	2	2	11	3	1	0	0	32
5	HILLSMAN, TERRANCE		0	0	0	0	0	0	0	0	0	0	0	0	0	0	0	2
04	DUNBAR, CHAD		--	--	--	--	--	--	--	--	--	--	--	--	--	--	--	DNP
14	VONNER, JEREMY		--	--	--	--	--	--	--	--	--	--	--	--	--	--	--	DNP
15	TAYLOR, JASON		--	--	--	--	--	--	--	--	--	--	--	--	--	--	--	DNP
20	BERRY, KORVAL		--	--	--	--	--	--	--	--	--	--	--	--	--	--	--	DNP
21	LEWIS, WESLEY		--	--	--	--	--	--	--	--	--	--	--	--	--	--	--	DNP
24	GALBREATH, JOHN		--	--	--	--	--	--	--	--	--	--	--	--	--	--	--	DNP
25	BRYANT, DAVID		--	--	--	--	--	--	--	--	--	--	--	--	--	--	--	DNP
31	WILLIS, KENDALL		--	--	--	--	--	--	--	--	--	--	--	--	--	--	--	DNP
32	MORRIS, ANTHONY		--	--	--	--	--	--	--	--	--	--	--	--	--	--	--	DNP
	Team Totals								0	0	0				0			
	TOTALS		26	54	4	13	4	5	13	22	35	8	60	12	12	1	2	160

Deadball Rebounds: 1, 0: 1

Tot FG %:	1st Half:	15-29	.517	2nd Half: 11-25	.440	Game: .481
3-Pt FG %:	1st Half:	4- 9	.444	2nd Half: 0- 4	.000	Game: .308
FT % :	1st Half:	1- 1	1.000	2nd Half: 3- 4	.750	Game: .800

	1st	2nd	OT	OT	Tot
MCHS	27	31			58
WCHS	35	25			60

OFFICIALS: LYNN GRIFFIN,TOM STINNETT,LARRY OWENS

Technical Fouls: none

Attendance: TBA

Comments: TSSAA A QUARTERFINALS

	1	2	3	4	Final
Moore County	17	10	15	16	58
West Carroll	17	18	14	11	60

01
CURRENT STATS - HALFTIME

CompuSTATS / San Diego,CA (619)296-7834

MOORE COUNTY HIGH SCHOOL

Date: March 15, 1995

	MCHS (VISITORS)		Total FG	Total AT	3-pts FG	3-pts AT	FT	FT AT	Rebounds OF	DF	To	PF	TP	A	TO	BK	ST	MN
20	TIPPS,CHAD	f	1	4	0	3	0	0	0	0	0	0	2	1	1*	0	3*	16
34	McGOWEN,JEREMY	f	3	5	0	0	0	0	1	2	3	0	6	0	0	0	0	16
44	WHITAKER,SHAUN	c	0	7	0	1	1	2	2*	1	3	0	1	1	1*	0	0	14
04	FOWLER,SHANE	g	1	3	0	2	0	0	0	4*	4*	1	2	2*	1*	1*	1	16
35	POLCE,GREG	g	5*	8*	3*	5*	3*	3*	0	0	0	1	16*<	1	1*	0	0	16
15	MARCH,NICHOLAS		0	0	0	0	0	0	0	1	1	2*	0	0	0	0	0	2
23	GRIZZARD,ANDRADY		0	0	0	0	0	0	0	0	0	0	0	0	0	0	0	0
24	KRIBS,RICK		0	0	0	0	0	0	0	0	0	0	0	0	0	0	0	0
25	FOWLER,JOSH		0	0	0	0	0	0	0	0	0	0	0	0	0	0	0	0
31	FANNING,CHANEY		0	0	0	0	0	0	0	0	0	0	0	0	0	0	0	0
32	JENNINGS,JOHN PAUL		0	0	0	0	0	0	0	0	0	0	0	0	0	0	0	0
50	HOLT,CHAD		0	0	0	0	0	0	0	0	0	0	0	0	0	0	0	0
52	BRAZIER,BRAD		0	0	0	0	0	0	0	0	0	0	0	0	0	0	0	0
55	HOLDEN,BLEU		0	0	0	0	0	0	0	0	0	0	0	0	0	0	0	0
	Team Totals								1	0	1				4			
	TOTALS		10	27	3	11	4	5	4	8	12	4	27	5	4	1	4	80

Deadball Rebounds: 1, 0: 1

Tot FG %:	1st Half:	10-27 .370	2nd Half:	0- 0 .000	Game:	.370
3-Pt FG %:	1st Half:	3-11 .273	2nd Half:	0- 0 .000	Game:	.273
FT % :	1st Half:	4- 5 .800	2nd Half:	0- 0 .000	Game:	.800

WEST CARROLL HIGH SCHOOL

	WCHS (HOME)		Total FG	Total AT	3-Pts FG	3-Pts AT	FT	FT AT	Rebounds OF	DF	To	PF	TP	A	TO	BK	ST	MN
22	CARTER,TRAVIS	f	2	6	1*	2	0	0	1	3	4	0	5	4*	1	1*	0	16
23	WORD,JOE	f	2	6	1*	3*	0	0	1	3	4	1	5	0	1	0	0	16
10	WILLIAMS,LaSHAUN	c	4*	8*	0	0	1*	1*	4*	5*	9*	1	9*<	1	1	0	0	16
11	NEWBILL,MICHAEL	g	3	4	1*	2	0	0	0	2	2	0	7	1	3*	0	0	16
12	WILLIAMS,DEXTER	g	4*	5	1*	2	0	0	0	0	0	2*	9*<	1	0	0	0	16
04	DUNBAR,CHAD		0	0	0	0	0	0	0	0	0	0	0	0	0	0	0	0
05	HILLSMAN,TERRANCE		0	0	0	0	0	0	0	0	0	0	0	0	0	0	0	0
14	VONNER,JEREMY		0	0	0	0	0	0	0	0	0	0	0	0	0	0	0	0
15	TAYLOR,JASON		0	0	0	0	0	0	0	0	0	0	0	0	0	0	0	0
20	BERRY,KORVAL		0	0	0	0	0	0	0	0	0	0	0	0	0	0	0	0
21	LEWIS,WESLEY		0	0	0	0	0	0	0	0	0	0	0	0	0	0	0	0
24	GALBREATH,JOHN		0	0	0	0	0	0	0	0	0	0	0	0	0	0	0	0
25	BRYANT,DAVID		0	0	0	0	0	0	0	0	0	0	0	0	0	0	0	0
31	WILLIS,KENDALL		0	0	0	0	0	0	0	0	0	0	0	0	0	0	0	0
32	MORRIS,ANTHONY		0	0	0	0	0	0	0	0	0	0	0	0	0	0	0	0
	Team Totals								0	0	0				6			
	TOTALS		15	29	4	9	1	1	6	13	19	4	35	7	6	1	0	80

Deadball Rebounds: 0, 0: 0

Tot FG %:	1st Half:	15-29 .517	2nd Half:	0- 0 .000	Game:	.517
3-Pt FG %:	1st Half:	4- 9 .444	2nd Half:	0- 0 .000	Game:	.444
FT % :	1st Half:	1- 1 1.000	2nd Half:	0- 0 .000	Game:	1.000

* - Denotes high in that category

WCHS: largest lead: 8 No. of leads: 4
MCHS: largest lead: 3 No. of leads: 4

Lead Changes: 2 No. of Ties: 5

	1	2
West Carroll	17	18
Moore County	10	10

1992 Class A State Boys' Basketball Tournament

March 18 - March 21, 1992 · Murphy Center - MTSU - Murfreesboro, TN

Game 1
Wed. Mar. 18 11:30 AM

Pickett Co. (30-4)	67
Moore Co. (24-7)	52

Game 2
Wed. Mar. 18 12:45 PM

Middleton (28-5)	68
North Greene (21-11)	46

Game 3
Wed. Mar. 18 2:30 PM

Mt. Pleasant (23-7)	78
Peabody (28-2)	74

Game 4
Wed. Mar. 18 5:15 PM

East Robertson (24-6)	82
Tennessee Temple (27-6)	66

Game 5
Fri. Mar. 20 11:00 AM

Pickett Co.	42
Middleton	60

Game 6
Fri. Mar. 20 12:45 PM

Mt. Pleasant	67
East Robertson	74

Game 7
Sat. Mar. 21 4:00 PM

Middleton	75
East Robertson	60

Middleton
STATE CHAMPION

Boys A

OFFICIAL NCAA BASKETBALL BOX SCORE 03-18-92 MURFREESBORO, TN

Licensed To: Middle Tennessee

FINAL BOX

VISITORS: MOORE CO. 24-8

NO	PLAYER	FG	FGA	3P	3PA	FT	FTA	OR	DR	TOT	PF	PTS	A	TO	BLK	S	MIN
03	Andrew Martin	1	4	1	2	0	1	0	3	3	4	3	4	4	0	0	27
15	Jason Waggoner	3	8	0	0	0	0	1	8	9	5	6	1	3	1	0	31
20	Greg Tipps	0	8	0	6	0	0	3	2	5	4	0	0	1	0	1	27
22	Jeff Norman	8	11	0	1	5	5	1	3	4	4	21	0	1	0	0	29
44	Brad Wilkerson	9	19	0	4	3	5	3	2	5	3	21	2	3	0	0	28
24	Denning Harder	0	5	0	4	0	0	2	0	2	3	0	3	0	0	0	9
32	Kevin Hart	0	0	0	0	0	0	0	0	0	0	0	0	0	0	0	1
25	Shawn Adams	0	1	0	1	0	0	0	1	1	0	0	0	0	0	0	1
34	Lance Neal	0	0	0	0	0	0	0	0	0	0	0	0	0	0	0	1
42	Paul Fletcher	0	0	0	0	0	0	0	0	0	0	0	0	0	0	0	1
35	Shawn Stewart	0	0	0	0	0	0	0	0	0	0	0	0	0	0	0	1
14	Michael Fanning	0	0	0	0	0	0	0	1	1	0	0	0	0	0	0	3
10	James Fanning	0	0	0	0	1	2	0	0	0	0	1	0	0	0	0	1
30	Shane Fowler	DNP- CC															
	TEAM							0	0	0				0			
	TOTALS	21	56	1	18	9	13	10	20	30	23	52	10	12	1	1	160

TOTAL FG %	1st Half 47.8	2nd Half 30.3	OT	Game 37.5	DEADBALL			
3 PT FG %	1st Half 0.0	2nd Half 7.1	OT	Game 5.6	REBOUNDS	1		
FT %	1st Half 100.0	2nd Half 33.3	OT	Game 69.2				

HOME: PICKETT CO. 31-4

NO	PLAYER	FG	FGA	3P	3PA	FT	FTA	OR	DR	TOT	PF	PTS	A	TO	BLK	S	MIN
12	Jason Meadows	5	11	0	3	4	6	2	10	12	2	14	4	1	1	2	30
14	Ricky Tate	1	5	0	2	4	4	5	5	10	1	6	1	2	0	0	24
20	Steven Melton	6	12	1	2	5	5	2	2	4	2	18	2	1	0	1	31
30	Chad Crouch	4	9	0	0	0	1	1	1	2	4	8	4	3	0	2	31
44	Joseph Amonett	0	1	0	0	8	8	0	3	3	4	8	0	1	0	0	15
10	Billy Garrett	0	0	0	0	0	0	1	0	1	0	0	0	0	0	0	1
33	Eddie Gibson	0	1	0	1	0	0	1	2	3	1	0	0	0	0	0	1
11	Ryan Haynes	0	1	0	1	0	0	0	0	0	0	0	0	1	0	0	1
50	Matt Crouch	0	0	0	0	0	0	0	0	0	0	0	0	0	0	0	1
54	Anthony Brannam	0	0	0	0	0	0	0	0	0	0	0	0	0	0	0	1
22	Barton Parris	0	1	0	0	0	0	1	0	1	0	0	1	0	0	0	4
52	Kevin Beasley	5	10	0	3	3	3	0	5	5	1	13	1	2	0	0	20
	TEAM							0	0	0				0			
	TOTALS	21	51	1	12	24	27	13	28	41	15	67	13	11	1	5	160

TOTAL FG %	1st Half 32.1	2nd Half 52.2	OT	Game 41.2	DEADBALL			
3 PT FG %	1st Half 0.0	2nd Half 16.7	OT	Game 8.3	REBOUNDS	0		
FT %	1st Half 85.7	2nd Half 90.0	OT	Game 88.9				

Technical Fouls: 0

Attendance: TBA

OFFICIALS

#1- Steve Caldwell

#2- Larry Hutchinson#3- Glenn Norwood

#3- Glenn Norwood

SCORE BY PERIODS	1	2	3	4	OT	FINAL
MOORE CO.	13	16	11	12		52
PICKETT CO.	15	9	21	22		67

TECHNICAL FOULS:

INDIVIDUAL:

MOORE: NONE

PICKETT: NONE

This report has been produced by STATMAN II (tm) 3.00.FWC
Copyright (c) 1991 NBA Properties, Inc. All Rights Reserved.

OFFICIAL NCAA BASKETBALL BOX SCORE 03-18-92 MURFREESBORO, TN
Licensed To: Middle Tennessee FIRST HALF

VISITORS: MOORE CO.

NO	PLAYER	FG	FGA	3P	3PA	FT	FTA	OR	DR	TOT	PF	PTS	A	TO	BLK	S	MIN
03	Andrew Martin	0	1	0	0	0	0	0	2	2	2	0	2	2	0	0	12
15	Jason Waggoner	2	6	0	0	0	0	0	5	5	1	4	1	2	1	0	16
20	Greg Tipps	0	3	0	2	0	0	1	1	2	1	0	0	0	0	0	15
22	Jeff Norman	5	7	0	1	5	5	1	1	2	1	15	0	1	0	0	16
44	Brad Wilkerson	4	4	0	0	2	2	1	0	1	2	10	0	2	0	0	13
24	Denning Harder	0	2	0	1	0	0	1	0	1	1	0	2	0	0	0	5
32	Kevin Hart	DNP-															
25	Shawn Adams	DNP-															
34	Lance Neal	DNP-															
42	Paul Fletcher	DNP-															
35	Shawn Stewart	DNP-															
14	Michael Fanning	0	0	0	0	0	0	0	1	1	0	0	0	0	0	0	3
10	James Fanning	DNP-															
30	Shane Fowler	DNP-															
	TEAM							0	0	0				0			
	TOTALS	11	23	0	4	7	7	4	10	14	8	29	5	7	1	0	80

TOTAL FG %	1st Half 47.8	2nd Half	OT	Game 47.8	DEADBALL		
3 PT FG %	1st Half 0.0	2nd Half	OT	Game 0.0	REBOUNDS	0	
FT %	1st Half 100.0	2nd Half	OT	Game 100.0			

HOME: PICKETT CO.

NO	PLAYER	FG	FGA	3P	3PA	FT	FTA	OR	DR	TOT	PF	PTS	A	TO	BLK	S	MIN
12	Jason Meadows	1	5	0	2	1	2	2	2	4	2	3	2	1	1	1	15
14	Ricky Tate	1	5	0	2	2	2	4	2	6	0	4	1	2	0	0	14
20	Steven Melton	3	7	0	1	1	1	2	1	3	2	7	0	0	0	1	16
30	Chad Crouch	2	5	0	0	0	0	1	1	2	0	4	0	1	0	0	16
44	Joseph Amonett	0	1	0	0	2	2	0	1	1	3	2	0	1	0	0	8
10	Billy Garrett	DNP-															
33	Eddie Gibson	DNP-															
11	Ryan Haynes	DNP-															
50	Matt Crouch	DNP-															
54	Anthony Brannam	DNP-															
22	Barton Parris	0	1	0	0	0	0	1	0	1	0	0	1	0	0	0	4
52	Kevin Beasley	2	4	0	1	0	0	0	1	1	0	4	0	2	0	0	7
	TEAM							0	0	0				0			
	TOTALS	9	28	0	6	6	7	10	8	18	7	24	4	7	1	2	80

TOTAL FG %	1st Half 32.1	2nd Half	OT	Game 32.1	DEADBALL		
3 PT FG %	1st Half 0.0	2nd Half	OT	Game 0.0	REBOUNDS	0	
FT %	1st Half 85.7	2nd Half	OT	Game 85.7			

Technical Fouls: 0
Attendance:

OFFICIALS
#1- Steve Caldwell
#2- Larry Hutchinson#3- Glenn Norwood
#3- Glenn Norwood

SCORE BY PERIODS	1	2	3	4	OT	FINAL
MOORE CO.	13	16				29
PICKETT CO.	15	9				24

TECHNICAL FOULS:

INDIVIDUAL:
MOORE: NONE
PICKETT: NONE

This report has been produced by STATMAN II (tm) 3.00.FWC
Copyright (c) 1991 NBA Properties, Inc. All Rights Reserved.

1991 Class A State Boys' Basketball Tournament

March 20 - March 23, 1991 · Murphy Center - MTSU - Murfreesboro, TN

Game 1
Wed. Mar. 20 11:00 AM

N. MLK (21-8)	67
Chattanooga City (23-8)	54

Game 2
Wed. Mar. 20 12:45 PM

Middleton (27-5)	65
Moore Co. (24-6)	53

Game 3
Wed. Mar. 20 2:30 PM

CSAS (23-7)	68
Pickett Co. (33-2)	63

Game 4
Wed. Mar. 20 5:15 PM

Denmark West (20-10)	65
Wayne Co. (21-7)	55

Game 5
Fri. Mar. 22 11:00 AM

N. MLK	49
Middleton	47

Game 6
Fri. Mar. 22 12:45 PM

CSAS	69
Denmark West	58

Game 7
Sat. Mar. 23 4:00 PM

N. MLK	51
CSAS	47

N. MLK
STATE CHAMPION

OFFICIAL NCAA® BASKETBALL BOX SCORE

Date 20 March Site MTSU

VISITORS (Last name, first) (Indicate starters with an asterisk)

No.	Moore Co. (24-7)	Total FG FG	Total FG FGA	3-point FG	3-point FGA	FT	FTA	Rebounds Off.	Rebounds Def.	Rebounds Tot.	PF	TP	A	TO	BLK	S	MIN
12	Martin, Andrew	5	15	1	5	4	5	1	6	7	4	15	3	2	0	1	
15	Waggoner, Jason	3	12	1	4	2	2	3	5	8	4	9	0	1	0	1	
20	Tipps, Greg	2	4	2	3	0	0	0	1	1	2	6	1	3	0	0	
22	Norman, Jeff	5	12	1	4	0	0	2	8	10	6	11	0	3	0	1	
44	Wilkerson, Brad	3	15	1	3	3	3	5	4	9	1	10	2	4	0	0	
10	Hardin, Weston	0	0	0	0	0	0	0	0	0	0	0	0	0	0	0	
14	Fanning, Michael	0	0	0	0	0	0	0	0	0	0	0	0	0	0	0	
24	Harder, Denning	0	3	0	3	0	2	0	1	1	1	0	0	0	0	0	
25	Adams, Shawn	0	0	0	0	0	0	0	0	0	0	0	0	0	0	0	
30	Harper, Troy	0	1	0	0	0	0	0	0	0	0	0	0	0	0	0	
32	Hart, Kevin																
34	Neal, Lance	1	1	0	0	0	0	1	0	1	0	2	0	0	0	0	
	TEAM REBOUNDS (included in Totals)																
	TOTALS	19	63	6	22	9	12	12	25	37	17	53	6	13	0	3	

TOTAL FG%: 1st half .385 (10-26) 2nd half 9-37 (.243) Game .302 (19-63)
3-Pt. FG%: 1st half .600 (3-5) 2nd half 3-17 (.176) Game .273 (6-22)
FT%: 1st half .1000 (2-2) 2nd half 9-10 (.900) Game .750 (9-12)
Deadball rebounds 1

HOME (Last name, first) (Indicate starters with an asterisk)

No.	Middleton (28-5)	Total FG FG	Total FG FGA	3-point FG	3-point FGA	FT	FTA	Rebounds Off.	Rebounds Def.	Rebounds Tot.	PF	TP	A	TO	BLK	S	MIN
12	Riner, Brian	0	2	0	1	0	0	0	1	1	0	0	0	0	0	0	
20	Smith, Derrick	4	11	0	4	4	5	0	6	6	2	12	3	7	0	1	
30	McKinnie, Fred	5	9	2	4	3	4	2	5	7	3	15	1	1	0	0	
42	Chappell, Jerome	4	9	0	0	0	4	3	7	10	2	8	1	2	0	0	
44	Hamer, Steve	10	10	0	0	4	10	6	8	14	2	24	0	1	5	0	
4	Hobbs, Barney																
10	Murdock, Larry	0	1	0	1	0	0	0	0	0	0	0	0	0	0	0	
14	Jones, Ricky	2	6	2	4	0	3	1	2	3	2	6	2	2	0	1	
22	Scott, Anthony																
24	Murden, Keith	0	4	0	1	0	0	0	3	3	2	0	1	3	0	0	
34	Loftress, Trentis																
40	Parks, Dennis																
50	Smith, Tyrone																
52	Burchette, Richard																
	TEAM REBOUNDS (included in Totals)								0								
	TOTALS	25	52	4	15	11	26	12	32	44	13	65	8	16	5	2	

TOTAL FG%: 1st half .483 (14-29) 2nd half 11-23 (.478) Game .481 (25-52)
3-Pt. FG%: 1st half .333 (3-9) 2nd half 1-6 (.167) Game .267 (4-15)
FT%: 1st half .333 (2-6) 2nd half 9-20 (.450) Game .423 (11-26)
Deadball rebounds 5

Technical fouls:
Attendance:
Officials:

SCORE BY PERIODS	1st H.		2nd H.		OT	OT	FINAL
Moore Co.	11	14	14	14			53
Middleton	12	21	12	20			65

NCAA 6649-8/89

HALF

OFFICIAL NCAA® BASKETBALL BOX SCORE

Date 20 March Site MTSU

VISITORS (Last name, first) (Indicate starters with an asterisk)

No.	Moore Co.	Total FG FG	Total FG FGA	3-point FG	3-point FGA	FT	FTA	Rebounds Off.	Rebounds Def.	Rebounds Tot.	PF	TP	A	TO	BLK	S	MIN
12	Martin, Andrew	4	8	1	2	2	2	0	2	2	1	11	3	2	0	0	
15	Waggoner, Jason	3	6	1	1	0	0	1	4	5	1	7	0	1	0	0	
20	Tipps, Greg	1	1	1	1	0	0	0	0	0	1	3	1	2	0	0	
22	Norman, Jeff	2	5	0	1	0	0	1	4	5	2	4	0	1	0	0	
44	Wilkerson, Brad	0	6	0	0	0	0	1	2	3	0	0	0	2	0	0	
10	Hardin, Weston																
14	Fanning, Michael																
24	Harder, Denning	0	0	0	0	0	0	0	0	0	0	0	0	0	0	0	
25	Adams, Shawn																
30	Harper, Troy																
32	Hart, Kevin																
34	Neal, Lance																
	TEAM REBOUNDS (included in Totals)								0								
	TOTALS	10	26	3	5	2	2	3	12	15	5	25	4	8	0	0	

TOTAL FG%: 1st half .385 (10-26) 2nd half _____ Game _____ Deadball rebounds 0

3-Pt. FG%: 1st half .600 (3-5) 2nd half _____ Game _____

FT%: 1st half .1000 (2-2) 2nd half _____ Game _____

HOME (Last name, first) (Indicate starters with an asterisk)

No.	Middleton	Total FG FG	Total FG FGA	3-point FG	3-point FGA	FT	FTA	Rebounds Off.	Rebounds Def.	Rebounds Tot.	PF	TP	A	TO	BLK	S	MIN
12	Rimer, Brian	0	2	0	1	0	0	0	1	1	0	0	0	0	0	0	
20	Smith, Derrick	3	8	0	3	0	0	0	2	2	0	6	2	3	0	1	
30	McKinnie, Fred	2	3	2	2	0	0	0	3	3	3	6	1	1	0	0	
42	Chappell, Jerome	1	3	0	0	0	3	0	1	1	0	2	1	0	0	0	
44	Hamer, Steve	7	7	0	0	2	3	5	3	8	1	16	0	1	3	0	
4	Hobbs, Barney																
10	Murdock, Larry																
14	Jones, Ricky	1	3	1	2	0	0	1	1	2	1	3	2	0	0	1	
22	Scott, Anthony																
24	Murden, Keith	0	3	0	1	0	0	0	3	3	1	0	0	2	0	0	
34	Loftress, Trentis																
40	Parks, Dennis																
50	Smith, Tyrone																
52	Burchette, Richard																
	TEAM REBOUNDS (included in Totals)								0								
	TOTALS	14	29	3	9	2	6	6	14	20	6	33	6	7	3	2	

TOTAL FG%: 1st half .483 (14-29) 2nd half _____ Game _____ Deadball rebounds 2

3-Pt. FG%: 1st half .333 (3-9) 2nd half _____ Game _____

FT%: 1st half .333 (2-6) 2nd half _____ Game _____

Technical fouls: _____

Attendance: _____

Officials: _____

SCORE BY PERIODS	1st H.	2nd H.	OT	OT	HALF ~~FINAL~~
MOORE CO.	11	14			25
Middle Tn	12	21			33

NCAA 6649-8/89

1990 Class A State Boys' Baskeball Tournament

March 21 - March 24, 1990 · Murphy Center - MTSU - Murfreesboro, TN



OFFICIAL NCAA BASKETBALL BOX SCORE 03-21-90 MURFREESBORO
FINAL BOX

VISITORS: MOORE COUNTY 27-5

NO	PLAYER	FG	FGA	3P	3PA	FT	FTA	OR	DR	TOT	PF	PTS	A	TO	BLK	S	MIN
12	G EADY	4	12	0	1	6	8	6	3	9	4	14	1	3	0	0	25
15	MARCH	3	14	1	7	2	4	2	2	4	5	9	3	3	0	0	31
25	GROGAN	4	8	1	1	0	0	2	4	6	1	9	0	1	0	0	25
34	L KING	6	13	4	8	1	2	3	6	9	4	17	0	3	1	0	31
44	WILKERSON	5	15	3	9	1	2	0	4	4	5	14	5	2	0	0	29
24	GREGORY	2	3	0	0	1	2	1	2	3	1	5	0	0	0	0	10
14	A MARTIN	0	0	0	0	0	0	1	0	1	0	0	0	0	0	0	3
30	HARPER	0	1	0	0	0	0	0	0	0	0	0	0	0	0	0	1
32	WAGGONER	DNP-															
35	DOTTER	0	0	0	0	0	0	0	0	0	0	0	0	0	0	0	1
40	BRYANT	DNP-															
42	NEAL	0	0	0	0	0	0	0	0	0	0	0	0	0	0	0	1
22	NORMAN	DNP-															
20	TIPPS	0	0	0	0	0	0	0	0	0	0	0	0	0	0	0	1
10	K EADY	0	0	0	0	0	0	0	1	1	1	0	0	0	0	0	2
	TEAM REBOUNDS							2	1	1							
	TOTALS	24	66	9	26	11	18	17	23	40	21	68	9	12	1	0	160

TOTAL FG %: 1st Half 23.3 2nd Half 47.2 Game 36.4 DEADBALL
3 PT FG %: 1st Half 27.3 2nd Half 40.0 Game 34.6 REBOUNDS 2
FT %: 1st Half 62.5 2nd Half 60.0 Game 61.1

Technical Fouls: 0

HOME: PICKETT COUNTY 26-8

NO	PLAYER	FG	FGA	3P	3PA	FT	FTA	OR	DR	TOT	PF	PTS	A	TO	BLK	S	MIN
12	MEADOWS	5	9	1	2	2	3	0	4	4	1	13	5	0	1	0	27
22	PARRIS	17	22	0	0	1	10	1	9	10	2	35	1	2	0	1	31
30	MITCHELL	6	13	1	5	0	0	1	6	7	5	13	7	8	1	2	31
33	B SMITH	2	2	0	0	7	9	0	4	4	4	11	4	2	0	0	27
44	RICH	3	3	1	1	0	0	0	5	5	2	7	3	1	0	0	31
52	BEASLEY	0	0	0	0	0	0	0	0	0	0	0	0	0	0	0	1
50	K KING	0	0	0	0	0	0	0	0	0	0	0	0	0	0	0	1
10	B GARRETT	0	0	0	0	0	0	0	0	0	0	0	0	0	0	0	1
20	S MELTON	0	0	0	0	2	2	0	0	0	0	2	1	0	0	0	9
54	ARMS	0	0	0	0	0	0	0	0	0	0	0	0	0	0	0	1
	TEAM REBOUNDS							0	2	-1							
	TOTALS	33	49	3	8	12	24	2	30	32	14	81	21	13	2	3	160

TOTAL FG %: 1st Half 70.4 2nd Half 63.6 Game 67.3 DEADBALL
3 PT FG %: 1st Half 60.0 2nd Half 0.0 Game 37.5 REBOUNDS 3
FT %: 1st Half 42.9 2nd Half 52.9 Game 50.0

Technical Fouls: 0

OFFICIALS:
DOUGLAS McBRAYE
LARRY HUTCHINSO

SCORE BY PERIODS	1	2	OT	OT	OT	FINAL
MOORE COUNTY	22	46				68
PICKETT COUNTY	44	37				81

SCORE BY QUARTERS

MOORE COUNTY	3	19	18	28
PICKETT COUNTY	20	24	12	25

MOORE COUNTY SETS NEW 3-FGA RECORD, 26

OFFICIAL NCAA BASKETBALL BOX SCORE 03-21-90 MURFREESBORO
FIRST HALF

VISITORS: MOORE COUNTY

NO	PLAYER	FG	FGA	3P	3PA	FT	FTA	OR	DR	TOT	PF	PTS	A	TO	BLK	S	MIN
12	G EADY	1	6	0	0	2	2	3	2	5	2	4	1	1	0	0	14
15	MARCH	2	9	1	4	1	2	1	2	3	0	6	3	1	0	0	16
25	GROGAN	1	5	0	0	0	0	1	0	1	1	2	0	0	0	0	14
34	L KING	2	4	2	4	0	0	0	2	2	1	6	0	1	0	0	16
44	WILKERSON	0	5	0	3	1	2	0	2	2	1	1	1	1	0	0	14
24	GREGORY	1	1	0	0	1	2	1	1	2	1	3	0	0	0	0	4
14	A MARTIN	0	0	0	0	0	0	0	0	0	0	0	0	0	0	0	2
30	HARPER	DNP-															
32	WAGGONER	DNP-															
35	DOTTER	DNP-															
40	BRYANT	DNP-															
42	NEAL	DNP-															
22	NORMAN	DNP-															
20	TIPPS	DNP-															
10	K EADY	DNP-															
	TEAM REBOUNDS							1	0	1							
	TOTALS	7	30	3	11	5	8	7	9	16	6	22	5	4	0	0	80

TOTAL FG %: 1st Half 23.3 2nd Half Game 23.3 DEADBALL
3 PT FG %: 1st Half 27.3 2nd Half Game 27.3 REBOUNDS 0
FT %: 1st Half 62.5 2nd Half Game 62.5

Technical Fouls: 0

HOME: PICKETT COUNTY

NO	PLAYER	FG	FGA	3P	3PA	FT	FTA	OR	DR	TOT	PF	PTS	A	TO	BLK	S	MIN
12	MEADOWS	2	4	1	2	1	2	0	1	1	1	6	2	0	1	0	14
22	PARRIS	9	13	0	0	1	4	1	6	7	2	19	0	1	0	0	16
30	MITCHELL	4	6	1	2	0	0	0	5	5	1	9	3	1	0	1	16
33	B SMITH	2	2	0	0	1	1	0	3	3	2	5	2	1	0	0	16
44	RICH	2	2	1	1	0	0	0	3	3	1	5	3	0	0	0	16
52	BEASLEY	DNP-															
50	K KING	DNP-															
10	B GARRETT	DNP-															
20	S MELTON	0	0	0	0	0	0	0	0	0	0	0	1	0	0	0	2
54	ARMS	DNP-															
	TEAM REBOUNDS							0	1	-1							
	TOTALS	19	27	3	5	3	7	1	19	20	7	44	11	3	1	1	80

TOTAL FG %: 1st Half 70.4 2nd Half Game 70.4 DEADBALL
3 PT FG %: 1st Half 60.0 2nd Half Game 60.0 REBOUNDS 2
FT %: 1st Half 42.9 2nd Half Game 42.9

Technical Fouls: 0

OFFICIALS:
DOUGLAS McBRAYE
LARRY HUTCHINSO

SCORE BY PERIODS	1	2	OT	OT	OT	FINAL
MOORE COUNTY	22					22
PICKETT COUNTY	44					44

SCORE BY QUARTERS

MOORE COUNTY	3	19
PICKETT COUNTY	20	24

1986 Class A State Boys' Basketball Tournament

March 19 - March 22, 1986 · Vanderbilt Memorial Gym - Nashville, TN



OFFICIAL NCAA BASKETBALL BOX SCORE Date 3-19-86 Site Memorial Gym, Nashville

VISITORS (Last Name, First)

No.	Moore County		FG	FGA	FT	FTA	REB	PF	TP	MIN	A	TO	BLK	S
10	Kurt Eady	f	6	13	0	0	3	5	12					
32	Aaron Taylor	f	7	11	3	5	14	2	17					
44	Calvin Gattis	c	0	6	0	0	5	4	0					
00	Jeff Bohanan	g	0	1	1	2	1	3	1					
32	Shane Woodley	g												
44	[redacted] Chris Bateman		6	11	2	4	5	3	14					
32	Rusty Ray						2							
32	Wayne McGowan													
44	Greg Bateman		8	24	3	4	4	2	19					
00	Keith Henshaw													
32	Barry Bowles													
44	Bennie Smith													
	TEAM REBOUNDS (included in Totals)						12							
	TOTALS		27	66	9	15	46	19	63					

FG %: 1st Half ____ 2nd Half ____ Game 27-66 (40.9) Deadball Rebounds ____

HOME FT %: 1st Half ____ 2nd Half ____ Game 9-15 (60.0)

No.	Celina		FG	FGA	FT	FTA	REB	PF	TP	MIN	A	TO	BLK	S
00	Jody Reeves	f												
32	Tracy Sroga	f	11	20	6	9	8	3	28					
11	Donnie Copeland	c					1							
00	John Carlisle	g	3	6	3	4	7	3	9					
32	Jeff Rich	g	2	3	0	1	7	3	4					
32	Jeff Arms		9	23	5	6	6	4	23					
00	Greg Brannon		1	3	2	2	0	3	4					
32	Billy Cherry													
44	Scotty Likens													
00	Jerry Arms		0	1	0	0	1	0	0					
	TEAM REBOUNDS (included in Totals)						5							
	TOTALS		26	56	16	22	35	16	68					

FG %: 1st Half ____ 2nd Half ____ Game 26-56 (46.4) Deadball Rebounds ____

FT %: 1st Half ____ 2nd Half ____ Game 16-22 (72.7)

OFFICIALS: Earl Tough Bobby Cannon

Technical Fouls: None

Attendance ____

Copyright 1985 National Collegiate Athletic Association

SCORE BY PERIODS	1st H.	2nd H.	3rd OT	4th OT	FINAL
Moore Co.	12	14	12	25	63
Celina	16	15	11	26	68

1985 Class A State Boys' Basketball Tournament

March 13 - March 16, 1985 · Vanderbilt Memorial Gym - Nashville, TN

Game 1
Wed. Mar. 13 11:00 AM

Memphis Westside (22-12)	70
Moore Co. (16-6)	68

Game 2
Wed. Mar. 13 12:45 PM

Jo Byrns (22-11)	48
Unaka (18-13)	41

Game 3
Wed. Mar. 13 2:30 PM

Knoxville Webb (20-11)	58
Perry Co. (27-2)	56

Game 4
Wed. Mar. 13 5:45 PM

Bolton (30-3)	82
Celina (34-1)	63

Game 5
Fri. Mar. 15 11:00 AM

Memphis Westside	97
Jo Byrns	60

Game 6
Fri. Mar. 15 12:45 PM

Knoxville Webb	59
Bolton	65

Game 7
Sat. Mar. 16 4:00 PM

Memphis Westside	67
Bolton	76

Bolton
STATE CHAMPION

VISITORS (Last Name, 2nd)

No	Memphis Westside (23-12)		FG	FGA	FT	FTA	REB	PF	TP	MIN	A	TO	BLK	S
10	Martin Hardy	f												
11	David Harris	f	11	16	1	1	10	3	23					
12	Sean Moore	c	0	4	3	6	3	2	3					
13	Damous Hailey	g												
14	Rissardo Fletcher	g	1	2	2	3	5	5	4					
15	Keith Watson													
20	Roderick Watson		9	26	4	4	8	3	22					
21	Edward Johnson		3	9	1	1	5	4	7					
22	Darren Davis													
23	Randall Laird													
24	Keith Trammell		2	4	0	2	4	1	4					
25	Ray Dillard		3	4	1	4	5	3	7					
	TEAM REBOUNDS (Included in Totals)						2							
	TOTALS		29	65	12	21	42	21	70					

FG %: 1st Half 58.3 (21-36) 2nd Half 27.5 (8-29) Game 44.6 Deadball Rebounds 3

FT %: 1st Half 100 (6-6) 2nd Half 40 (6-15) Game 57.1

HOME

No.	Moore County (16-7)		FG	FGA	FT	FTA	REB	PF	TP	MIN	A	TO	BLK	S
10	Kurt Eady	f	2	9	2	4	3	0	6					
12	Aaron Taylor	f	10	15	0	1	7	2	20					
14	Kelvin Gattis	c												
20	Jeff Bohannon	g	0	0	0	1	0	0	0					
22	Larry Brown	g	6	9	5	6	9	0	17					
24	Chris Bateman		1	2	6	0	4	2	8					
32	Anthony O'Neal		0	0	0	0	2	2	0					
34	Greg Bateman		3	5	0	1	3	4	6					
42	Wayne O'Neal		3	8	3	6	7	3	9					
44	Chris Dye		1	1	2	0	0	0	2					
	TEAM REBOUNDS (Included in Totals)						2							
	TOTALS		26	49	16	29	36	13	68					

FG %: 1st Half 56 (14-25) 2nd Half 57 (12-21) Game 53 Deadball Rebounds 1

FT %: 1st Half 77.8 (7-9) 2nd Half 45 (9-20) Game 55.1

OFFICIALS: Gary Eakes, Lon Thornton

Technical Fouls:

Attendance:

Copyright 1993 National Collegiate Athletic Association

SCORE BY PERIODS	1st Hf.	2nd Hf.	3rd OT	4th OT	FINAL
Westside	28	20	7	15	70
Moore Co.	19	16	18	15	68

NCAA QUICKIE BASKETBALL STATISTICS

First Half | Second Half | Final
(Circle one)

	Mem. Westside Visitors	Moore Co. Home
Team: Score	48	35
Field Goals (Made/Att./Pct.)	21 – 36 – 58.3	14 – 25 – 56.0
Free Throws (Made/Att./Pct.)	6 – 6 – 100	7 – 9 – 77.8
Rebounds	16	12
Fouls	7	5
Individual: Scoring Leaders	Harris 19	Taylor 10
	R. Watson 16	Brown 6
		W. O'Neal 6
Rebounding Leaders	Harris 6	Taylor 3
	Johnson 4	Brown 3
		W. O'Neal 3
Three or More Fouls	—	—

Shot Chart

Team _____ Team _____

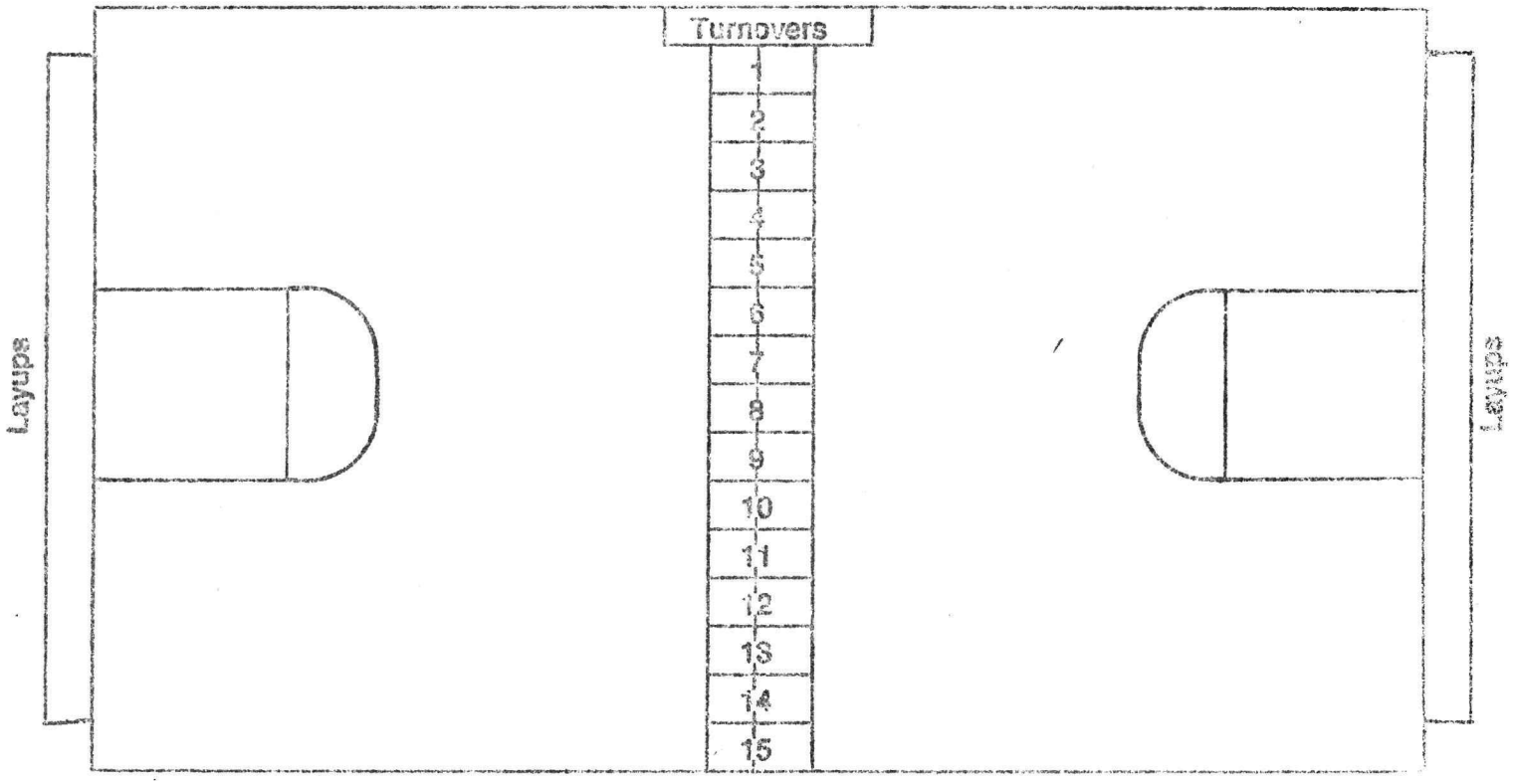

Copyright 1984 National Collegiate Athletic Association