# Memphis University School
# Boys' Basketball
## Memphis, TN

**POSTSEASON HISTORY REPORT**

GENERATED MAY 6, 2024

# Summary

**Championship Record:** 5-8
**Appearances (9):** 2018, 2014, 2007, 2006, 2005, 1998, 1985, 1982, 1978
**Finals Appearances/Runners-up (2):** 2007, 2014
**Championships (1):** 2007

# Finals Appearances

| Year | Class | Award | Detail |
|---|---|---|---|
| 2007 | Division II | Team Champions | (25-9) |
| 2014 | Division II AA | Team Runner-Up | (17-14) |

# Awards

| Year | Award | Name | Class |
|---|---|---|---|
| 2007 | Most Valuable Player | Elliott Cole | Division II |

# 2018 Division II Class AA State Boys' Basketball Tournament

## March 1 - March 3, 2018 · Lipscomb University - Allen Arena

Baylor (18-6) 45

**Game 1**
Fri. Mar. 2 11:30 AM
Lipscomb Univ.

Briarcrest (29-3) 44

Brentwood Academy (23-5) 48

**Game 2**
Fri. Mar. 2 2:45 PM
Lipscomb Univ.

MUS (16-10) 27

Baylor 44

**Game 3**
Sat. Mar. 3 7:30 PM
Lipscomb Univ.

Brentwood Academy 50

**Brentwood Academy**

STATE CHAMPION

Official Basketball Box Score -- Game Totals -- Final Statistics
MUS vs BA
20180302 2:45 pm at Lipscomb Univ. Allen Arena

## MUS 27 • 16-11

| ## | Player | | Total FG-FGA | 3-Ptr FG-FGA | FT-FTA | Rebounds Off | Def | Tot | PF | TP | A | TO | Blk | Stl | Min |
|---|---|---|---|---|---|---|---|---|---|---|---|---|---|---|---|
| 12 | Shy, Sellers | f | 2-7 | 0-1 | 0-0 | 1 | 1 | 2 | 2 | 4 | 0 | 4 | 0 | 0 | 21 |
| 23 | McBride, John | f | 3-11 | 2-7 | 0-0 | 0 | 9 | 9 | 3 | 8 | 2 | 4 | 0 | 2 | 31 |
| 01 | Tannenbaum, Josh | g | 0-0 | 0-0 | 0-0 | 0 | 1 | 1 | 2 | 0 | 0 | 4 | 0 | 0 | 9 |
| 03 | Scott, Dekari | g | 2-8 | 2-7 | 2-2 | 2 | 3 | 5 | 3 | 8 | 0 | 0 | 0 | 0 | 28 |
| 31 | Street, Zach | g | 2-5 | 1-2 | 0-0 | 1 | 2 | 3 | 2 | 5 | 2 | 2 | 0 | 0 | 31 |
| 04 | Warren, Tra | | 0-1 | 0-0 | 1-3 | 0 | 1 | 1 | 2 | 1 | 1 | 1 | 0 | 0 | 12 |
| 05 | Wunderlich, Phillip | | 0-0 | 0-0 | 0-0 | 0 | 0 | 0 | 0 | 0 | 0 | 0 | 0 | 0 | 5 |
| 10 | Mckay, Aedan | | 0-1 | 0-0 | 0-0 | 0 | 0 | 0 | 0 | 0 | 0 | 0 | 0 | 0 | 1 |
| 13 | Rogers, Matthew | | 0-0 | 0-0 | 0-0 | 0 | 0 | 0 | 0 | 0 | 0 | 0 | 0 | 0 | 1 |
| 15 | Hollimon, Jalen | | 0-1 | 0-1 | 1-2 | 2 | 1 | 3 | 4 | 1 | 0 | 2 | 1 | 1 | 17 |
| 33 | Miles, Sloan | | 0-0 | 0-0 | 0-0 | 0 | 0 | 0 | 0 | 0 | 0 | 1 | 0 | 0 | 4 |
| | Team | | | | | 1 | 0 | 1 | | | | | | | |
| | Totals | | 9-34 | 5-18 | 4-7 | 7 | 18 | 25 | 18 | 27 | 5 | 18 | 1 | 3 | 160 |

| | | | | | | | | | | | | | | | | |
|---|---|---|---|---|---|---|---|---|---|---|---|---|---|---|---|---|
| 1st - FG %: | 5-10 | 50.0% | 2nd: | 1-5 | 20.0% | 3rd: | 3-11 | 27.3% | 4th: | 0-8 | 0.0% | Game: | 9-34 | 26.5% | Deadball | |
| 3FG %: | 3-5 | 60.0% | | 0-2 | 0.0% | | 2-7 | 28.6% | | 0-4 | 0.0% | | 5-18 | 27.8% | Rebounds | |
| FT %: | 0-0 | 0.0% | | 2-3 | 66.7% | | 0-0 | 0.0% | | 2-4 | 50.0% | | 4-7 | 57.1% | 1 | |

## BA 48 • 24-5

| ## | Player | | Total FG-FGA | 3-Ptr FG-FGA | FT-FTA | Rebounds Off | Def | Tot | PF | TP | A | TO | Blk | Stl | Min |
|---|---|---|---|---|---|---|---|---|---|---|---|---|---|---|---|
| 05 | Lyons, Kamron | * | 1-4 | 1-4 | 0-0 | 0 | 1 | 1 | 3 | 3 | 0 | 0 | 0 | 0 | 14 |
| 10 | Garland, Darius | * | 4-11 | 0-4 | 4-4 | 1 | 10 | 11 | 1 | 12 | 4 | 4 | 1 | 2 | 30 |
| 15 | Archie, Michael | * | 1-2 | 0-0 | 0-0 | 0 | 0 | 0 | 2 | 2 | 1 | 1 | 0 | 1 | 23 |
| 22 | Johnson, Camron | * | 8-12 | 0-1 | 4-7 | 1 | 4 | 5 | 1 | 20 | 4 | 2 | 0 | 2 | 27 |
| 35 | Curtis, Devyn | * | 0-1 | 0-0 | 1-2 | 3 | 1 | 4 | 1 | 1 | 0 | 0 | 0 | 1 | 23 |
| 03 | Davis, Barnell (bj) | | 0-0 | 0-0 | 0-0 | 0 | 0 | 0 | 2 | 0 | 0 | 1 | 0 | 0 | 8 |
| 20 | Conklin, Will | | 1-1 | 0-0 | 0-0 | 0 | 0 | 0 | 0 | 2 | 0 | 0 | 0 | 0 | 2 |
| 23 | Reynolds, Cory | | 1-2 | 0-0 | 0-0 | 0 | 0 | 0 | 0 | 2 | 0 | 0 | 0 | 0 | 5 |
| 24 | Green, Sid | | 0-1 | 0-1 | 0-0 | 0 | 1 | 1 | 1 | 0 | 0 | 0 | 0 | 0 | 8 |
| 25 | Fitzgerald, Marcus | | 2-5 | 1-4 | 1-2 | 0 | 1 | 1 | 4 | 6 | 1 | 0 | 0 | 0 | 12 |
| 45 | Clifton, Nate | | 0-0 | 0-0 | 0-0 | 1 | 1 | 2 | 1 | 0 | 0 | 0 | 0 | 0 | 8 |
| | Team | | | | | 0 | 2 | 2 | | | | | | | |
| | Totals | | 18-39 | 2-14 | 10-15 | 6 | 21 | 27 | 16 | 48 | 10 | 8 | 1 | 6 | 160 |

| | | | | | | | | | | | | | | | | |
|---|---|---|---|---|---|---|---|---|---|---|---|---|---|---|---|---|
| 1st - FG %: | 4-9 | 44.4% | 2nd: | 7-14 | 50.0% | 3rd: | 4-10 | 40.0% | 4th: | 3-6 | 50.0% | Game: | 18-39 | 46.2% | Deadball | |
| 3FG %: | 1-3 | 33.3% | | 1-7 | 14.3% | | 0-4 | 0.0% | | 0-0 | 0.0% | | 2-14 | 14.3% | Rebounds | |
| FT %: | 0-0 | 0.0% | | 1-4 | 25.0% | | 2-2 | 100.0% | | 7-9 | 77.8% | | 10-15 | 66.7% | 1 | |

Officials:
Technical fouls: MUS-None. BA-None.
Attendance:

| Score by periods | 1st | 2nd | 3rd | 4th | Total |
|---|---|---|---|---|---|
| MUS | 13 | 4 | 8 | 2 | 27 |
| BA | 9 | 16 | 10 | 13 | 48 |

# MUS vs BA
## 20180302 2:45 pm at Lipscomb Univ. Allen Arena
## 1st PERIOD Play-by-Play (Page 1)

| HOME TEAM: BA | Time | Score | Margin | VISITORS: MUS |
|---|---|---|---|---|
| MISSED JUMPER by Johnson, Camron | 07:30 | | | REBOUND (DEF) by McBride, John |
| REBOUND (DEF) by Garland, Darius | 07:07 | | | MISSED 3 PTR by McBride, John |
| | 07:05 | | | FOUL by Shy, Sellers (P1T1) |
| MISSED 3 PTR by Garland, Darius | 06:47 | | | REBOUND (DEF) by Scott, Dekari |
| | 06:14 | 0-3 | V 3 | GOOD! 3 PTR by McBride, John |
| GOOD! LAYUP by Archie, Michael [PNT] | 06:00 | 2-3 | V 1 | |
| ASSIST by Garland, Darius | 06:00 | | | |
| | 05:39 | | | TURNOVR by Tannenbaum, Josh |
| STEAL by Garland, Darius | 05:38 | | | |
| GOOD! LAYUP by Johnson, Camron [PNT] | 05:32 | 4-3 | H 1 | |
| ASSIST by Garland, Darius | 05:32 | | | |
| | 04:54 | | | TURNOVR by Tannenbaum, Josh |
| STEAL by Archie, Michael | 04:53 | | | |
| MISSED LAYUP by Archie, Michael | 04:50 | | | REBOUND (DEF) by McBride, John |
| | 04:43 | 4-5 | V 1 | GOOD! JUMPER by Street, Zach |
| GOOD! 3 PTR by Lyons, Kamron | 04:32 | 7-5 | H 2 | |
| ASSIST by Johnson, Camron | 04:32 | | | |
| FOUL by Lyons, Kamron (P1T1) | 04:10 | | | |
| SUB IN : Davis, Barnell (bj) | 04:10 | | | SUB IN : Hollimon, Jalen |
| SUB IN : Reynolds, Cory | 04:10 | | | SUB OUT: Tannenbaum, Josh |
| SUB OUT: Archie, Michael | 04:10 | | | |
| SUB OUT: Johnson, Camron | 04:10 | | | |
| REBOUND (DEF) by (TEAM) | 04:05 | | | MISSED 3 PTR by McBride, John |
| FOUL by Davis, Barnell (bj) (P1T2) | 04:04 | | | |
| TURNOVR by Davis, Barnell (bj) | 04:04 | | | |
| FOUL by Curtis, Devyn (P1T3) | 03:53 | | | |
| REBOUND (DEF) by Garland, Darius | 03:53 | | | MISSED JUMPER by McBride, John |
| MISSED 3 PTR by Garland, Darius | 03:51 | | | REBOUND (DEF) by Scott, Dekari |
| REBOUND (DEF) by Lyons, Kamron | 03:27 | | | MISSED LAYUP by Shy, Sellers |
| TURNOVR by Garland, Darius | 03:23 | | | |
| SUB IN : Clifton, Nate | 03:21 | | | |
| SUB OUT: Curtis, Devyn | 03:21 | | | |
| | 02:58 | 7-8 | V 1 | GOOD! 3 PTR by Street, Zach |
| | 02:52 | | | ASSIST by McBride, John |
| MISSED LAYUP by Reynolds, Cory | 02:35 | | | REBOUND (DEF) by McBride, John |
| FOUL by Clifton, Nate (P1T4) | 02:34 | | | |
| SUB IN : Green, Sid | 02:34 | | | |
| SUB IN : Johnson, Camron | 02:34 | | | |
| SUB OUT: Lyons, Kamron | 02:34 | | | |
| SUB OUT: Reynolds, Cory | 02:34 | | | |
| | 02:05 | | | TURNOVR by Shy, Sellers |
| | 01:50 | | | FOUL by Hollimon, Jalen (P1T2) |
| TURNOVR by Johnson, Camron | 01:42 | | | |
| | 01:40 | | | STEAL by Hollimon, Jalen |
| REBOUND (DEF) by Garland, Darius | 01:21 | | | MISSED JUMPER by Shy, Sellers |
| GOOD! LAYUP by Johnson, Camron [FB/PNT | 01:14 | 9-8 | H 1 | |
| ASSIST by Garland, Darius | 01:14 | | | |
| | 00:48 | 9-10 | V 1 | GOOD! LAYUP by Shy, Sellers [PNT] |
| | 00:48 | | | ASSIST by Street, Zach |
| TURNOVR by Garland, Darius | 00:06 | | | |
| SUB IN : Conklin, Will | 00:06 | | | SUB IN : Warren, Tra |
| SUB IN : Lyons, Kamron | 00:06 | | | SUB OUT: Shy, Sellers |
| SUB OUT: Davis, Barnell (bj) | 00:06 | | | |
| SUB OUT: Garland, Darius | 00:06 | | | |
| | 00:02 | 9-13 | V 4 | GOOD! 3 PTR by McBride, John |
| | 00:02 | | | ASSIST by Street, Zach |

MUS 13, BA 9

| 1st period-only | In Paint | Off T/O | 2nd Chance | Fast Break | Bench | |
|---|---|---|---|---|---|---|
| MUS | 2 | 6 | 0 | 0 | 0 | Score tied - 0 times. |
| BA | 6 | 2 | 0 | 2 | 0 | Lead changed - 6 times. |

MUS vs BA
20180302 2:45 pm at Lipscomb Univ. Allen Arena
2nd PERIOD Play-by-Play (Page 1)

| HOME TEAM: BA | Time | Score | Margin | VISITORS: MUS |
|---|---|---|---|---|
| SUB IN : Conklin, Will | 08:00 | | | SUB IN : Warren, Tra |
| SUB IN : Green, Sid | 08:00 | | | SUB IN : Hollimon, Jalen |
| SUB OUT: Archie, Michael | 08:00 | | | SUB OUT: Tannenbaum, Josh |
| SUB OUT: Garland, Darius | 08:00 | | | SUB OUT: Shy, Sellers |
| | 07:47 | | | TURNOVR by McBride, John |
| MISSED JUMPER by Johnson, Camron | 07:20 | | | |
| REBOUND (OFF) by Curtis, Devyn | 07:20 | | | |
| GOOD! FT SHOT by Curtis, Devyn | 07:15 | 10-13 | V 3 | FOUL by Hollimon, Jalen (P2T3) |
| MISSED FT SHOT by Curtis, Devyn | 07:15 | | | |
| SUB IN : Archie, Michael | 07:15 | | | SUB IN : Shy, Sellers |
| SUB IN : Garland, Darius | 07:15 | | | SUB IN : Wunderlich, Phillip |
| SUB OUT: Conklin, Will | 07:15 | | | SUB OUT: Scott, Dekari |
| SUB OUT: Green, Sid | 07:15 | | | SUB OUT: Hollimon, Jalen |
| | 07:14 | | | REBOUND (OFF) by Shy, Sellers |
| FOUL by Lyons, Kamron (P2T5) | 07:12 | | | |
| REBOUND (DEF) by Green, Sid | 07:10 | | | MISSED JUMPER by McBride, John |
| | 06:58 | | | FOUL by Warren, Tra (P1T4) |
| SUB IN : Fitzgerald, Marcus | 06:58 | | | |
| SUB OUT: Lyons, Kamron | 06:58 | | | |
| MISSED 3 PTR by Garland, Darius | 06:49 | | | REBOUND (DEF) by Scott, Dekari |
| REBOUND (DEF) by Garland, Darius | 06:39 | | | MISSED JUMPER by Street, Zach |
| | 06:24 | | | FOUL by Warren, Tra (P2T5) |
| GOOD! 3 PTR by Fitzgerald, Marcus | 06:19 | 13-13 | T 1 | |
| ASSIST by Johnson, Camron | 06:19 | | | |
| | 06:01 | 13-15 | V 2 | GOOD! LAYUP by Shy, Sellers [PNT] |
| | 06:01 | | | ASSIST by McBride, John |
| MISSED 3 PTR by Fitzgerald, Marcus | 05:40 | | | REBOUND (DEF) by McBride, John |
| | 05:22 | | | TIMEOUT 30sec |
| | 05:22 | | | SUB IN : Scott, Dekari |
| | 05:04 | | | TURNOVR by McBride, John |
| STEAL by Garland, Darius | 05:03 | | | |
| TURNOVR by Garland, Darius | 05:02 | | | |
| | 04:50 | | | TURNOVR by Shy, Sellers |
| MISSED 3 PTR by Johnson, Camron | 04:38 | | | |
| REBOUND (OFF) by Garland, Darius | 04:38 | | | |
| GOOD! LAYUP by Garland, Darius [PNT] | 04:32 | 15-15 | T 2 | |
| FOUL by Johnson, Camron (P1T6) | 04:25 | | | |
| | 04:25 | | | SUB IN : Miles, Sloan |
| | 04:25 | | | SUB OUT: Shy, Sellers |
| REBOUND (DEF) by (TEAM) | 04:16 | | | MISSED 3 PTR by McBride, John |
| GOOD! LAYUP by Fitzgerald, Marcus [PNT] | 03:58 | 17-15 | H 2 | |
| ASSIST by Archie, Michael | 03:58 | | | |
| | 03:39 | | | TURNOVR by Street, Zach |
| | 03:39 | | | SUB OUT: Wunderlich, Phillip |
| MISSED 3 PTR by Fitzgerald, Marcus | 03:19 | | | |
| REBOUND (OFF) by Johnson, Camron | 03:19 | | | |
| MISSED FT SHOT by Johnson, Camron | 03:16 | | | FOUL by McBride, John (P1T6) |
| REBOUND (OFF) by (DEADBALL) | 03:16 | | | |
| MISSED FT SHOT by Johnson, Camron | 03:16 | | | REBOUND (DEF) by McBride, John |
| FOUL by Archie, Michael (P1T7) | 03:06 | | | MISSED FT SHOT by Warren, Tra |
| REBOUND (DEF) by Johnson, Camron | 03:06 | | | |
| TURNOVR by Johnson, Camron | 02:44 | | | |
| | 02:42 | | | STEAL by McBride, John |
| | 02:30 | | | TURNOVR by Miles, Sloan |
| | 02:30 | | | SUB IN : Hollimon, Jalen |
| | 02:30 | | | SUB OUT: Warren, Tra |
| MISSED 3 PTR by Fitzgerald, Marcus | 02:20 | | | |
| REBOUND (OFF) by Curtis, Devyn | 02:20 | | | |
| GOOD! JUMPER by Johnson, Camron [PNT] | 02:13 | 19-15 | H 4 | |
| | 01:43 | | | TURNOVR by McBride, John |

MUS vs BA
20180302 2:45 pm at Lipscomb Univ. Allen Arena
2nd PERIOD Play-by-Play (Page 2)

| HOME TEAM: BA | Time | Score | Margin | VISITORS: MUS |
|---|---|---|---|---|
| STEAL by Johnson, Camron | 01:41 | | | |
| GOOD! LAYUP by Johnson, Camron [FB/PNT | 01:40 | 21-15 | H 6 | |
| | 01:38 | | | TIMEOUT 30sec |
| SUB IN : Clifton, Nate | 01:38 | | | SUB IN : Shy, Sellers |
| SUB OUT: Curtis, Devyn | 01:38 | | | SUB OUT: Miles, Sloan |
| | 01:07 | | | FOUL by Hollimon, Jalen (P3T7) |
| | 01:07 | | | TURNOVR by Hollimon, Jalen |
| GOOD! JUMPER by Johnson, Camron [PNT] | 00:58 | 23-15 | H 8 | |
| REBOUND (DEF) by Garland, Darius | 00:49 | | | MISSED 3 PTR by Hollimon, Jalen |
| GOOD! LAYUP by Johnson, Camron [PNT] | 00:41 | 25-15 | H 10 | |
| FOUL by Fitzgerald, Marcus (P1T8) | 00:26 | 25-16 | H 9 | GOOD! FT SHOT by Scott, Dekari |
| | 00:26 | 25-17 | H 8 | GOOD! FT SHOT by Scott, Dekari |
| SUB IN : Lyons, Kamron | 00:26 | | | SUB IN : Tannenbaum, Josh |
| SUB OUT: Fitzgerald, Marcus | 00:26 | | | SUB OUT: Hollimon, Jalen |
| MISSED 3 PTR by Garland, Darius | 00:01 | | | |
| REBOUND (OFF) by Clifton, Nate | 00:01 | | | |

BA 25, MUS 17

| 2nd period-only | In Paint | Off T/O | 2nd Chance | Fast Break | Bench | |
|---|---|---|---|---|---|---|
| MUS | 2 | 0 | 0 | 0 | 0 | Score tied - 2 times. |
| BA | 12 | 9 | 5 | 2 | 5 | Lead changed - 1 time. |

MUS vs BA
20180302 2:45 pm at Lipscomb Univ. Allen Arena
3rd PERIOD Play-by-Play (Page 1)

| HOME TEAM: BA | Time | Score | Margin | VISITORS: MUS |
|---|---|---|---|---|
| MISSED 3 PTR by Lyons, Kamron | 07:35 | | | REBOUND (DEF) by Street, Zach |
| BLOCK by Garland, Darius | 06:55 | | | MISSED LAYUP by Shy, Sellers |
| REBOUND (DEF) by Johnson, Camron | 06:52 | | | |
| MISSED 3 PTR by Lyons, Kamron | 06:47 | | | REBOUND (DEF) by Tannenbaum, Josh |
| | 06:29 | | | TIMEOUT TEAM |
| | 06:17 | | | TURNOVR by Tannenbaum, Josh |
| MISSED 3 PTR by Lyons, Kamron | 06:06 | | | REBOUND (DEF) by Shy, Sellers |
| | 05:56 | 25-20 | H 5 | GOOD! 3 PTR by Scott, Dekari |
| | 05:46 | | | FOUL by Scott, Dekari (P1T1) |
| | 05:37 | | | FOUL by Tannenbaum, Josh (P1T2) |
| GOOD! LAYUP by Garland, Darius [PNT] | 05:35 | 27-20 | H 7 | |
| ASSIST by Johnson, Camron | 05:35 | | | |
| | 05:18 | | | TURNOVR by Shy, Sellers |
| SUB IN : Green, Sid | 05:18 | | | |
| SUB IN : Davis, Barnell (bj) | 05:18 | | | |
| SUB OUT: Lyons, Kamron | 05:18 | | | |
| SUB OUT: Archie, Michael | 05:18 | | | |
| | 05:08 | | | FOUL by Tannenbaum, Josh (P2T3) |
| | 05:08 | | | SUB IN : Warren, Tra |
| | 05:08 | | | SUB OUT: Tannenbaum, Josh |
| MISSED JUMPER by Johnson, Camron | 04:56 | | | REBOUND (DEF) by Warren, Tra |
| FOUL by Garland, Darius (P1T1) | 04:55 | | | |
| | 04:42 | 27-23 | H 4 | GOOD! 3 PTR by Scott, Dekari |
| | 04:42 | | | ASSIST by Warren, Tra |
| | 04:30 | | | FOUL by Scott, Dekari (P2T4) |
| GOOD! FT SHOT by Johnson, Camron | 04:18 | 28-23 | H 5 | FOUL by McBride, John (P2T5) |
| GOOD! FT SHOT by Johnson, Camron | 04:18 | 29-23 | H 6 | |
| SUB IN : Clifton, Nate | 04:18 | | | SUB IN : Hollimon, Jalen |
| SUB OUT: Curtis, Devyn | 04:18 | | | SUB OUT: Shy, Sellers |
| REBOUND (DEF) by Garland, Darius | 04:09 | | | MISSED 3 PTR by McBride, John |
| MISSED LAYUP by Garland, Darius | 04:00 | | | REBOUND (DEF) by McBride, John |
| REBOUND (DEF) by Garland, Darius | 03:43 | | | MISSED LAYUP by Warren, Tra |
| GOOD! LAYUP by Garland, Darius [FB/PNT] | 03:37 | 31-23 | H 8 | |
| REBOUND (DEF) by Garland, Darius | 03:29 | | | MISSED 3 PTR by Scott, Dekari |
| | 03:17 | | | FOUL by Scott, Dekari (P3T6) |
| GOOD! JUMPER by Johnson, Camron [PNT] | 03:15 | 33-23 | H 10 | |
| ASSIST by Garland, Darius | 03:15 | | | |
| FOUL by Davis, Barnell (bj) (P2T2) | 02:46 | | | |
| SUB IN : Archie, Michael | 02:46 | | | |
| SUB OUT: Davis, Barnell (bj) | 02:46 | | | |
| | 02:38 | 33-25 | H 8 | GOOD! JUMPER by McBride, John |
| MISSED 3 PTR by Green, Sid | 02:20 | | | REBOUND (DEF) by Street, Zach |
| | 02:07 | | | MISSED 3 PTR by Scott, Dekari |
| | 02:07 | | | REBOUND (OFF) by Hollimon, Jalen |
| FOUL by Green, Sid (P1T3) | 02:06 | | | |
| SUB IN : Curtis, Devyn | 02:06 | | | |
| SUB IN : Reynolds, Cory | 02:06 | | | |
| SUB IN : Fitzgerald, Marcus | 02:06 | | | |
| SUB OUT: Green, Sid | 02:06 | | | |
| SUB OUT: Johnson, Camron | 02:06 | | | |
| SUB OUT: Clifton, Nate | 02:06 | | | |
| FOUL by Fitzgerald, Marcus (P2T4) | 02:02 | | | |
| FOUL by Fitzgerald, Marcus (P3T5) | 01:39 | | | |
| REBOUND (DEF) by Curtis, Devyn | 01:33 | | | MISSED JUMPER by McBride, John |
| GOOD! LAYUP by Reynolds, Cory [PNT] | 01:06 | 35-25 | H 10 | |
| ASSIST by Fitzgerald, Marcus | 01:06 | | | |
| | 00:28 | | | TURNOVR by Warren, Tra |
| TURNOVR by Garland, Darius | 00:25 | | | |
| | 00:13 | | | MISSED 3 PTR by Street, Zach |
| | 00:13 | | | REBOUND (OFF) by (TEAM) |

MUS vs BA
20180302 2:45 pm at Lipscomb Univ. Allen Arena
3rd PERIOD Play-by-Play (Page 2)

| HOME TEAM: BA | Time | Score | Margin | VISITORS: MUS |
|---|---|---|---|---|
| SUB IN : Johnson, Camron | 00:08 | | | |
| SUB OUT: Reynolds, Cory | 00:08 | | | |
| REBOUND (DEF) by Johnson, Camron | 00:02 | | | MISSED 3 PTR by Scott, Dekari |

BA 35, MUS 25

| 3rd period-only | In Paint | Off T/O | 2nd Chance | Fast Break | Bench | |
|---|---|---|---|---|---|---|
| MUS | 0 | 0 | 0 | 0 | 0 | Score tied - 0 times. |
| BA | 8 | 0 | 0 | 2 | 2 | Lead changed - 0 times. |

MUS vs BA
20180302 2:45 pm at Lipscomb Univ. Allen Arena
4th PERIOD Play-by-Play (Page 1)

| HOME TEAM: BA | Time | Score | Margin | VISITORS: MUS |
|---|---|---|---|---|
| SUB IN : Fitzgerald, Marcus | 08:00 | | | SUB IN : Hollimon, Jalen |
| SUB OUT: Lyons, Kamron | 08:00 | | | SUB OUT: Tannenbaum, Josh |
| TURNOVR by Archie, Michael | 07:35 | | | |
| | 07:34 | | | STEAL by McBride, John |
| STEAL by Johnson, Camron | 07:10 | | | TURNOVR by Shy, Sellers |
| MISSED FT SHOT by Johnson, Camron | 07:10 | | | FOUL by Shy, Sellers (P2T7) |
| | 07:10 | | | REBOUND (DEF) by Hollimon, Jalen |
| | 07:07 | | | FOUL by McBride, John (P3T8) |
| | 07:07 | | | TURNOVR by McBride, John |
| GOOD! FT SHOT by Garland, Darius | 07:07 | 36-25 | H 11 | |
| GOOD! FT SHOT by Garland, Darius | 07:07 | 37-25 | H 12 | |
| FOUL by Fitzgerald, Marcus (P4T6) | 06:58 | | | |
| SUB IN : Lyons, Kamron | 06:58 | | | |
| SUB OUT: Fitzgerald, Marcus | 06:58 | | | |
| | 06:53 | | | MISSED LAYUP by Shy, Sellers |
| | 06:53 | | | REBOUND (OFF) by Hollimon, Jalen |
| FOUL by Archie, Michael (P2T7) | 06:53 | | | MISSED FT SHOT by Hollimon, Jalen |
| | 06:53 | | | REBOUND (OFF) by (DEADBALL) |
| | 06:53 | 37-26 | H 11 | GOOD! FT SHOT by Hollimon, Jalen |
| GOOD! LAYUP by Johnson, Camron [PNT] | 05:40 | 39-26 | H 13 | |
| | 05:05 | | | TIMEOUT TEAM |
| | 04:49 | | | TURNOVR by Hollimon, Jalen |
| STEAL by Curtis, Devyn | 04:47 | | | |
| MISSED JUMPER by Garland, Darius | 04:39 | | | |
| REBOUND (OFF) by Curtis, Devyn | 04:39 | | | |
| MISSED LAYUP by Curtis, Devyn | 04:37 | | | BLOCK by Hollimon, Jalen |
| | 04:35 | | | REBOUND (DEF) by McBride, John |
| | 04:22 | | | TURNOVR by Street, Zach |
| GOOD! JUMPER by Garland, Darius | 03:48 | 41-26 | H 15 | |
| ASSIST by Johnson, Camron | 03:48 | | | |
| REBOUND (DEF) by Garland, Darius | 03:30 | | | MISSED 3 PTR by Shy, Sellers |
| MISSED LAYUP by Garland, Darius | 03:13 | | | REBOUND (DEF) by McBride, John |
| | 03:11 | | | SUB IN : Warren, Tra |
| | 03:11 | | | SUB OUT: Shy, Sellers |
| FOUL by Lyons, Kamron (P3T8) | 02:53 | 41-27 | H 14 | GOOD! FT SHOT by Warren, Tra |
| | 02:53 | | | MISSED FT SHOT by Warren, Tra |
| | 02:53 | | | REBOUND (OFF) by Scott, Dekari |
| REBOUND (DEF) by Garland, Darius | 02:48 | | | MISSED 3 PTR by Scott, Dekari |
| GOOD! FT SHOT by Garland, Darius | 02:43 | 42-27 | H 15 | FOUL by Street, Zach (P1T9) |
| GOOD! FT SHOT by Garland, Darius | 02:43 | 43-27 | H 16 | |
| | 02:43 | | | SUB IN : Tannenbaum, Josh |
| | 02:43 | | | SUB OUT: Warren, Tra |
| | 02:30 | | | MISSED 3 PTR by McBride, John |
| | 02:30 | | | REBOUND (OFF) by Scott, Dekari |
| REBOUND (DEF) by Johnson, Camron | 02:24 | | | MISSED LAYUP by Scott, Dekari |
| GOOD! FT SHOT by Johnson, Camron | 02:13 | 44-27 | H 17 | FOUL by Hollimon, Jalen (P4T10) |
| GOOD! FT SHOT by Johnson, Camron | 02:13 | 45-27 | H 18 | |
| TIMEOUT TEAM | 02:13 | | | |
| | 02:13 | | | SUB IN : Rogers, Matthew |
| | 02:13 | | | SUB OUT: Hollimon, Jalen |
| | 02:04 | | | TURNOVR by Tannenbaum, Josh |
| SUB IN : Fitzgerald, Marcus | 01:59 | | | |
| SUB OUT: Curtis, Devyn | 01:59 | | | |
| TIMEOUT 30sec | 01:26 | | | |
| | 01:26 | | | SUB IN : Wunderlich, Phillip |
| | 01:26 | | | SUB OUT: Tannenbaum, Josh |
| GOOD! FT SHOT by Fitzgerald, Marcus | 01:03 | 46-27 | H 19 | FOUL by Street, Zach (P2T11) |
| MISSED FT SHOT by Fitzgerald, Marcus | 01:03 | | | REBOUND (DEF) by McBride, John |
| SUB IN : Conklin, Will | 01:03 | | | SUB IN : Mckay, Aedan |
| SUB IN : Reynolds, Cory | 01:03 | | | SUB OUT: Rogers, Matthew |
| SUB IN : Davis, Barnell (bj) | 01:03 | | | |
| SUB IN : Clifton, Nate | 01:03 | | | |
| SUB OUT: Lyons, Kamron | 01:03 | | | |
| SUB OUT: Archie, Michael | 01:03 | | | |
| SUB OUT: Johnson, Camron | 01:03 | | | |

MUS vs BA
20180302 2:45 pm at Lipscomb Univ. Allen Arena
4th PERIOD Play-by-Play (Page 2)

| HOME TEAM: BA | Time | Score | Margin | VISITORS: MUS |
|---|---|---|---|---|
| | 00:52 | | | REBOUND (OFF) by Street, Zach |
| REBOUND (DEF) by Fitzgerald, Marcus | 00:48 | | | MISSED 3 PTR by Scott, Dekari |
| GOOD! LAYUP by Conklin, Will [PNT] | 00:32 | 48-27 | H 21 | |
| SUB IN : Green, Sid | 00:31 | | | SUB IN : Warren, Tra |
| SUB OUT: Fitzgerald, Marcus | 00:31 | | | SUB IN : Miles, Sloan |
| | 00:31 | | | SUB OUT: McBride, John |
| | 00:31 | | | SUB OUT: Street, Zach |
| REBOUND (DEF) by Clifton, Nate | 00:21 | | | MISSED JUMPER by Mckay, Aedan |

BA 48, MUS 27

| 4th period-only | In Paint | Off T/O | 2nd Chance | Fast Break | Bench | |
|---|---|---|---|---|---|---|
| MUS | 0 | 0 | 1 | 0 | 2 | Score tied - 0 times. |
| BA | 4 | 5 | 0 | 0 | 3 | Lead changed - 0 times. |

Official Basketball Box Score -- Thru 1st Period
MUS vs BA
20180302 2:45 pm at Lipscomb Univ. Allen Arena

## MUS 13 • 16-11

| ## | Player | | Total FG-FGA | 3-Ptr FG-FGA | FT-FTA | Rebounds Off | Def | Tot | PF | TP | A | TO | Blk | Stl | Min |
|---|---|---|---|---|---|---|---|---|---|---|---|---|---|---|---|
| 12 | Shy, Sellers | f | 1-3 | 0-0 | 0-0 | 0 | 0 | 0 | 1 | 2 | 0 | 1 | 0 | 0 | 7 |
| 23 | McBride, John | f | 2-5 | 2-4 | 0-0 | 0 | 3 | 3 | 0 | 6 | 1 | 0 | 0 | 0 | 8 |
| 01 | Tannenbaum, Josh | g | 0-0 | 0-0 | 0-0 | 0 | 0 | 0 | 0 | 0 | 0 | 2 | 0 | 0 | 3 |
| 03 | Scott, Dekari | g | 0-0 | 0-0 | 0-0 | 0 | 2 | 2 | 0 | 0 | 0 | 0 | 0 | 0 | 8 |
| 31 | Street, Zach | g | 2-2 | 1-1 | 0-0 | 0 | 0 | 0 | 0 | 5 | 2 | 0 | 0 | 0 | 8 |
| 04 | Warren, Tra | | 0-0 | 0-0 | 0-0 | 0 | 0 | 0 | 0 | 0 | 0 | 0 | 0 | 0 | 0+ |
| 15 | Hollimon, Jalen | | 0-0 | 0-0 | 0-0 | 0 | 0 | 0 | 1 | 0 | 0 | 0 | 0 | 1 | 4 |
| | Team | | | | | 0 | 0 | 0 | | | | | | | |
| | Totals | | 5-10 | 3-5 | 0-0 | 0 | 5 | 5 | 2 | 13 | 3 | 3 | 0 | 1 | - |

| | | | | |
|---|---|---|---|---|
| 1st - FG %: | 5-10 | 50.0% | Game: 5-10 | 50.0% |
| 3FG %: | 3-5 | 60.0% | 3-5 | 60.0% |
| FT %: | 0-0 | 0.0% | 0-0 | 0.0% |

Deadball Rebounds
0

## BA 9 • 24-5

| ## | Player | | Total FG-FGA | 3-Ptr FG-FGA | FT-FTA | Rebounds Off | Def | Tot | PF | TP | A | TO | Blk | Stl | Min |
|---|---|---|---|---|---|---|---|---|---|---|---|---|---|---|---|
| 05 | Lyons, Kamron | * | 1-1 | 1-1 | 0-0 | 0 | 1 | 1 | 1 | 3 | 0 | 0 | 0 | 0 | 5 |
| 10 | Garland, Darius | * | 0-2 | 0-2 | 0-0 | 0 | 3 | 3 | 0 | 0 | 3 | 2 | 0 | 1 | 7 |
| 15 | Archie, Michael | * | 1-2 | 0-0 | 0-0 | 0 | 0 | 0 | 0 | 2 | 0 | 0 | 0 | 1 | 3 |
| 22 | Johnson, Camron | * | 2-3 | 0-0 | 0-0 | 0 | 0 | 0 | 0 | 4 | 1 | 1 | 0 | 0 | 6 |
| 35 | Curtis, Devyn | * | 0-0 | 0-0 | 0-0 | 0 | 0 | 0 | 1 | 0 | 0 | 0 | 0 | 0 | 4 |
| 03 | Davis, Barnell (bj) | | 0-0 | 0-0 | 0-0 | 0 | 0 | 0 | 1 | 0 | 0 | 1 | 0 | 0 | 4 |
| 20 | Conklin, Will | | 0-0 | 0-0 | 0-0 | 0 | 0 | 0 | 0 | 0 | 0 | 0 | 0 | 0 | 0+ |
| 23 | Reynolds, Cory | | 0-1 | 0-0 | 0-0 | 0 | 0 | 0 | 0 | 0 | 0 | 0 | 0 | 0 | 1 |
| 24 | Green, Sid | | 0-0 | 0-0 | 0-0 | 0 | 0 | 0 | 0 | 0 | 0 | 0 | 0 | 0 | 2 |
| 45 | Clifton, Nate | | 0-0 | 0-0 | 0-0 | 0 | 0 | 0 | 1 | 0 | 0 | 0 | 0 | 0 | 3 |
| | Team | | | | | 0 | 1 | 1 | | | | | | | |
| | Totals | | 4-9 | 1-3 | 0-0 | 0 | 5 | 5 | 4 | 9 | 4 | 4 | 0 | 2 | - |

| | | | | |
|---|---|---|---|---|
| 1st - FG %: | 4-9 | 44.4% | Game: 4-9 | 44.4% |
| 3FG %: | 1-3 | 33.3% | 1-3 | 33.3% |
| FT %: | 0-0 | 0.0% | 0-0 | 0.0% |

Deadball Rebounds
0

Officials:
Technical fouls: MUS-None. BA-None.
Attendance:

| Score by periods | 1st | 2nd | 3rd | 4th | Total |
|---|---|---|---|---|---|
| MUS | 13 | 0 | 0 | 0 | 13 |
| BA | 9 | 0 | 0 | 0 | 9 |

Official Basketball Box Score -- Thru 2nd Period
MUS vs BA
20180302 2:45 pm at Lipscomb Univ. Allen Arena

## MUS 17 • 16-11

| ## | Player | | Total FG-FGA | 3-Ptr FG-FGA | FT-FTA | Rebounds Off | Def | Tot | PF | TP | A | TO | Blk | Stl | Min |
|---|---|---|---|---|---|---|---|---|---|---|---|---|---|---|---|
| 12 | Shy, Sellers | f | 2-4 | 0-0 | 0-0 | 1 | 0 | 1 | 1 | 4 | 0 | 2 | 0 | 0 | 12 |
| 23 | McBride, John | f | 2-7 | 2-5 | 0-0 | 0 | 5 | 5 | 1 | 6 | 2 | 3 | 0 | 1 | 16 |
| 01 | Tannenbaum, Josh | g | 0-0 | 0-0 | 0-0 | 0 | 0 | 0 | 0 | 0 | 0 | 2 | 0 | 0 | 4 |
| 03 | Scott, Dekari | g | 0-0 | 0-0 | 2-2 | 0 | 3 | 3 | 0 | 2 | 0 | 0 | 0 | 0 | 12 |
| 31 | Street, Zach | g | 2-3 | 1-1 | 0-0 | 0 | 0 | 0 | 0 | 5 | 2 | 1 | 0 | 0 | 16 |
| 04 | Warren, Tra | | 0-0 | 0-0 | 0-1 | 0 | 0 | 0 | 2 | 0 | 0 | 0 | 0 | 0 | 5 |
| 05 | Wunderlich, Phillip | | 0-0 | 0-0 | 0-0 | 0 | 0 | 0 | 0 | 0 | 0 | 0 | 0 | 0 | 3 |
| 15 | Hollimon, Jalen | | 0-1 | 0-1 | 0-0 | 0 | 0 | 0 | 3 | 0 | 0 | 1 | 0 | 1 | 6 |
| 33 | Miles, Sloan | | 0-0 | 0-0 | 0-0 | 0 | 0 | 0 | 0 | 0 | 0 | 1 | 0 | 0 | 2 |
| | Team | | | | | 0 | 0 | 0 | | | | | | | |
| | Totals | | 6-15 | 3-7 | 2-3 | 1 | 8 | 9 | 7 | 17 | 4 | 10 | 0 | 2 | - |

| | | | | | | | | |
|---|---|---|---|---|---|---|---|---|
| 1st - FG %: | 5-10 | 50.0% | 2nd: | 1-5 | 20.0% | Game: | 6-15 | 40.0% |
| 3FG %: | 3-5 | 60.0% | | 0-2 | 0.0% | | 3-7 | 42.9% |
| FT %: | 0-0 | 0.0% | | 2-3 | 66.7% | | 2-3 | 66.7% |

Deadball Rebounds
0

## BA 25 • 24-5

| ## | Player | | Total FG-FGA | 3-Ptr FG-FGA | FT-FTA | Rebounds Off | Def | Tot | PF | TP | A | TO | Blk | Stl | Min |
|---|---|---|---|---|---|---|---|---|---|---|---|---|---|---|---|
| 05 | Lyons, Kamron | * | 1-1 | 1-1 | 0-0 | 0 | 1 | 1 | 2 | 3 | 0 | 0 | 0 | 0 | 6 |
| 10 | Garland, Darius | * | 1-5 | 0-4 | 0-0 | 1 | 5 | 6 | 0 | 2 | 3 | 3 | 0 | 2 | 15 |
| 15 | Archie, Michael | * | 1-2 | 0-0 | 0-0 | 0 | 0 | 0 | 1 | 2 | 1 | 0 | 0 | 1 | 11 |
| 22 | Johnson, Camron | * | 6-9 | 0-1 | 0-2 | 1 | 1 | 2 | 1 | 12 | 2 | 2 | 0 | 1 | 14 |
| 35 | Curtis, Devyn | * | 0-0 | 0-0 | 1-2 | 2 | 0 | 2 | 1 | 1 | 0 | 0 | 0 | 0 | 11 |
| 03 | Davis, Barnell (bj) | | 0-0 | 0-0 | 0-0 | 0 | 0 | 0 | 1 | 0 | 0 | 1 | 0 | 0 | 4 |
| 20 | Conklin, Will | | 0-0 | 0-0 | 0-0 | 0 | 0 | 0 | 0 | 0 | 0 | 0 | 0 | 0 | 0+ |
| 23 | Reynolds, Cory | | 0-1 | 0-0 | 0-0 | 0 | 0 | 0 | 0 | 0 | 0 | 0 | 0 | 0 | 1 |
| 24 | Green, Sid | | 0-0 | 0-0 | 0-0 | 0 | 1 | 1 | 0 | 0 | 0 | 0 | 0 | 0 | 3 |
| 25 | Fitzgerald, Marcus | | 2-5 | 1-4 | 0-0 | 0 | 0 | 0 | 1 | 5 | 0 | 0 | 0 | 0 | 6 |
| 45 | Clifton, Nate | | 0-0 | 0-0 | 0-0 | 1 | 0 | 1 | 1 | 0 | 0 | 0 | 0 | 0 | 4 |
| | Team | | | | | 0 | 2 | 2 | | | | | | | |
| | Totals | | 11-23 | 2-10 | 1-4 | 5 | 10 | 15 | 8 | 25 | 6 | 6 | 0 | 4 | - |

| | | | | | | | | |
|---|---|---|---|---|---|---|---|---|
| 1st - FG %: | 4-9 | 44.4% | 2nd: | 7-14 | 50.0% | Game: | 11-23 | 47.8% |
| 3FG %: | 1-3 | 33.3% | | 1-7 | 14.3% | | 2-10 | 20.0% |
| FT %: | 0-0 | 0.0% | | 1-4 | 25.0% | | 1-4 | 25.0% |

Deadball Rebounds
1

Officials:
Technical fouls: MUS-None. BA-None.
Attendance:

| Score by periods | 1st | 2nd | 3rd | 4th | Total |
|---|---|---|---|---|---|
| MUS | 13 | 4 | 0 | 0 | 17 |
| BA | 9 | 16 | 0 | 0 | 25 |

Official Basketball Box Score -- Thru 3rd Period
MUS vs BA
20180302 2:45 pm at Lipscomb Univ. Allen Arena

## MUS 25 • 16-11

| ## | Player | | Total FG-FGA | 3-Ptr FG-FGA | FT-FTA | Rebounds Off | Def | Tot | PF | TP | A | TO | Blk | Stl | Min |
|---|---|---|---|---|---|---|---|---|---|---|---|---|---|---|---|
| 12 | Shy, Sellers | f | 2-5 | 0-0 | 0-0 | 1 | 1 | 2 | 1 | 4 | 0 | 3 | 0 | 0 | 16 |
| 23 | McBride, John | f | 3-10 | 2-6 | 0-0 | 0 | 6 | 6 | 2 | 8 | 2 | 3 | 0 | 1 | 24 |
| 01 | Tannenbaum, Josh | g | 0-0 | 0-0 | 0-0 | 0 | 1 | 1 | 2 | 0 | 0 | 3 | 0 | 0 | 7 |
| 03 | Scott, Dekari | g | 2-5 | 2-5 | 2-2 | 0 | 3 | 3 | 3 | 8 | 0 | 0 | 0 | 0 | 20 |
| 31 | Street, Zach | g | 2-4 | 1-2 | 0-0 | 0 | 2 | 2 | 0 | 5 | 2 | 1 | 0 | 0 | 24 |
| 04 | Warren, Tra | | 0-1 | 0-0 | 0-1 | 0 | 1 | 1 | 2 | 0 | 1 | 1 | 0 | 0 | 10 |
| 05 | Wunderlich, Phillip | | 0-0 | 0-0 | 0-0 | 0 | 0 | 0 | 0 | 0 | 0 | 0 | 0 | 0 | 3 |
| 15 | Hollimon, Jalen | | 0-1 | 0-1 | 0-0 | 1 | 0 | 1 | 3 | 0 | 0 | 1 | 0 | 1 | 11 |
| 33 | Miles, Sloan | | 0-0 | 0-0 | 0-0 | 0 | 0 | 0 | 0 | 0 | 0 | 1 | 0 | 0 | 2 |
| | Team | | | | | 1 | 0 | 1 | | | | | | | |
| | Totals | | 9-26 | 5-14 | 2-3 | 3 | 14 | 17 | 13 | 25 | 5 | 13 | 0 | 2 | - |

| | 1st | | 2nd | | 3rd | | Game | | Deadball Rebounds |
|---|---|---|---|---|---|---|---|---|---|
| 1st - FG %: | 5-10 | 50.0% | 1-5 | 20.0% | 3-11 | 27.3% | 9-26 | 34.6% | 0 |
| 3FG %: | 3-5 | 60.0% | 0-2 | 0.0% | 2-7 | 28.6% | 5-14 | 35.7% | |
| FT %: | 0-0 | 0.0% | 2-3 | 66.7% | 0-0 | 0.0% | 2-3 | 66.7% | |

## BA 35 • 24-5

| ## | Player | | Total FG-FGA | 3-Ptr FG-FGA | FT-FTA | Rebounds Off | Def | Tot | PF | TP | A | TO | Blk | Stl | Min |
|---|---|---|---|---|---|---|---|---|---|---|---|---|---|---|---|
| 05 | Lyons, Kamron | * | 1-4 | 1-4 | 0-0 | 0 | 1 | 1 | 2 | 3 | 0 | 0 | 0 | 0 | 9 |
| 10 | Garland, Darius | * | 3-8 | 0-4 | 0-0 | 1 | 8 | 9 | 1 | 6 | 4 | 4 | 1 | 2 | 23 |
| 15 | Archie, Michael | * | 1-2 | 0-0 | 0-0 | 0 | 0 | 0 | 1 | 2 | 1 | 0 | 0 | 1 | 16 |
| 22 | Johnson, Camron | * | 7-11 | 0-1 | 2-4 | 1 | 3 | 4 | 1 | 16 | 3 | 2 | 0 | 1 | 20 |
| 35 | Curtis, Devyn | * | 0-0 | 0-0 | 1-2 | 2 | 1 | 3 | 1 | 1 | 0 | 0 | 0 | 0 | 16 |
| 03 | Davis, Barnell (bj) | | 0-0 | 0-0 | 0-0 | 0 | 0 | 0 | 2 | 0 | 0 | 1 | 0 | 0 | 6 |
| 20 | Conklin, Will | | 0-0 | 0-0 | 0-0 | 0 | 0 | 0 | 0 | 0 | 0 | 0 | 0 | 0 | 0+ |
| 23 | Reynolds, Cory | | 1-2 | 0-0 | 0-0 | 0 | 0 | 0 | 0 | 2 | 0 | 0 | 0 | 0 | 3 |
| 24 | Green, Sid | | 0-1 | 0-1 | 0-0 | 0 | 1 | 1 | 1 | 0 | 0 | 0 | 0 | 0 | 6 |
| 25 | Fitzgerald, Marcus | | 2-5 | 1-4 | 0-0 | 0 | 0 | 0 | 3 | 5 | 1 | 0 | 0 | 0 | 8 |
| 45 | Clifton, Nate | | 0-0 | 0-0 | 0-0 | 1 | 0 | 1 | 1 | 0 | 0 | 0 | 0 | 0 | 7 |
| | Team | | | | | 0 | 2 | 2 | | | | | | | |
| | Totals | | 15-33 | 2-14 | 3-6 | 5 | 16 | 21 | 13 | 35 | 9 | 7 | 1 | 4 | - |

| | 1st | | 2nd | | 3rd | | Game | | Deadball Rebounds |
|---|---|---|---|---|---|---|---|---|---|
| 1st - FG %: | 4-9 | 44.4% | 7-14 | 50.0% | 4-10 | 40.0% | 15-33 | 45.5% | 1 |
| 3FG %: | 1-3 | 33.3% | 1-7 | 14.3% | 0-4 | 0.0% | 2-14 | 14.3% | |
| FT %: | 0-0 | 0.0% | 1-4 | 25.0% | 2-2 | 100.0% | 3-6 | 50.0% | |

Officials:
Technical fouls: MUS-None. BA-None.
Attendance:

| Score by periods | 1st | 2nd | 3rd | 4th | Total |
|---|---|---|---|---|---|
| MUS | 13 | 4 | 8 | 0 | 25 |
| BA | 9 | 16 | 10 | 0 | 35 |

# 2014 Division II Class AA State Boys' Basketball Tournament

## February 28 - March 1, 2014 · Allen Arena - Lispcomb University - Nashville, TN

| | | |
|---|---|---|
| Ensworth | 64 | |
| **Game 1**<br>Fri. Feb. 28 11:30 AM | | |
| Christian Brothers | 50 | |
| | | Ensworth 57 |
| | | **Game 3**<br>Sat. Mar. 1 7:00 PM |
| | | MUS 46 |
| MUS (16-13) | 41 | |
| **Game 2**<br>Fri. Feb. 28 2:45 PM | | |
| Briarcrest (20-9) | 23 | |

**Ensworth**

STATE CHAMPION

Official Basketball Box Score
Memphis University School vs Briarcrest Christian School
02/28/14 2:45 p.m. at Nashville, Tenn. (Allen Arena)

---

VISITORS: Memphis University School

| ## | Player Name | | TOT-FG FG-FGA | 3-PT FG-FGA | FT-FTA | REBOUNDS OF | DE | TOT | PF | TP | A | TO | BLK | S | MIN |
|---|---|---|---|---|---|---|---|---|---|---|---|---|---|---|---|
| 01 | Baker,Michael..... | f | 2-2 | 0-0 | 0-0 | 0 | 6 | 6 | 1 | 4 | 0 | 2 | 0 | 0 | 21 |
| 35 | Nelson,David..... | c | 3-4 | 0-0 | 2-3 | 2 | 2 | 4 | 1 | 8 | 0 | 2 | 2 | 0 | 25 |
| 03 | Buford,Bailey..... | g | 3-5 | 3-5 | 3-4 | 0 | 1 | 1 | 1 | 12 | 1 | 3 | 0 | 3 | 29 |
| 04 | Galvin,Chris..... | g | 3-9 | 1-1 | 0-0 | 1 | 1 | 2 | 2 | 7 | 3 | 4 | 0 | 1 | 19 |
| 23 | Counce,Andrew..... | g | 0-3 | 0-1 | 0-0 | 0 | 5 | 5 | 1 | 0 | 1 | 1 | 0 | 0 | 18 |
| 02 | Blankenship,David... | | 1-1 | 1-1 | 0-0 | 0 | 1 | 1 | 1 | 3 | 0 | 1 | 0 | 0 | 8 |
| 05 | Farnsworth,Will..... | | 0-0 | 0-0 | 0-0 | 0 | 0 | 0 | 0 | 0 | 0 | 0 | 0 | 0 | 0+ |
| 10 | Fowlkes,Sam..... | | 1-2 | 0-0 | 2-3 | 0 | 2 | 2 | 1 | 4 | 0 | 2 | 0 | 2 | 22 |
| 12 | Truitt,Conner..... | | 0-0 | 0-0 | 0-0 | 0 | 0 | 0 | 0 | 0 | 0 | 0 | 0 | 0 | 0+ |
| 13 | Eason,Renn..... | | 0-0 | 0-0 | 0-0 | 0 | 1 | 1 | 0 | 0 | 0 | 0 | 0 | 0 | 1 |
| 21 | Jenkins,Max..... | | 0-0 | 0-0 | 0-0 | 0 | 0 | 0 | 0 | 0 | 0 | 0 | 0 | 0 | 1 |
| 31 | Jones,Peyton..... | | 0-0 | 0-0 | 0-1 | 0 | 0 | 0 | 0 | 0 | 0 | 0 | 0 | 0 | 0 |
| 33 | Prather,James..... | | 0-0 | 0-0 | 1-2 | 0 | 0 | 0 | 0 | 1 | 0 | 1 | 0 | 1 | 12 |
| 45 | White,Preston..... | | 1-1 | 0-0 | 0-0 | 1 | 0 | 1 | 1 | 2 | 0 | 0 | 0 | 0 | 4 |
| | TEAM..... | | | | | 1 | 1 | 2 | | | | 1 | | | |
| | Totals..... | | 14-27 | 5-8 | 8-13 | 5 | 20 | 25 | 9 | 41 | 5 | 17 | 2 | 7 | 160 |

| | | | | | | | |
|---|---|---|---|---|---|---|---|
| TOTAL FG% 1st Half: | 7-13 | 53.8% | 2nd Half: | 7-14 | 50.0% | Game: 51.9% | DEADB |
| 3-Pt. FG% 1st Half: | 2-3 | 66.7% | 2nd Half: | 3-5 | 60.0% | Game: 62.5% | REBS |
| F Throw % 1st Half: | 3-5 | 60.0% | 2nd Half: | 5-8 | 62.5% | Game: 61.5% | 1 |

---

HOME TEAM: Briarcrest Christian School

| ## | Player Name | | TOT-FG FG-FGA | 3-PT FG-FGA | FT-FTA | REBOUNDS OF | DE | TOT | PF | TP | A | TO | BLK | S | MIN |
|---|---|---|---|---|---|---|---|---|---|---|---|---|---|---|---|
| 04 | Gran,Gus..... | f | 0-2 | 0-1 | 0-0 | 0 | 1 | 1 | 4 | 0 | 0 | 1 | 0 | 2 | 18 |
| 21 | Woodard,Maceo..... | f | 0-3 | 0-1 | 1-2 | 1 | 0 | 1 | 2 | 1 | 0 | 2 | 0 | 1 | 13 |
| 35 | Thomas,Micah..... | f | 1-7 | 1-4 | 3-4 | 2 | 5 | 7 | 2 | 6 | 0 | 2 | 2 | 2 | 29 |
| 10 | French,Mark..... | g | 0-8 | 0-7 | 0-0 | 0 | 1 | 1 | 1 | 0 | 0 | 4 | 0 | 0 | 27 |
| 15 | Pinkney,Keshun..... | g | 0-0 | 0-0 | 0-0 | 0 | 0 | 0 | 1 | 0 | 3 | 2 | 1 | 2 | 23 |
| 01 | Harrington,Trey..... | | 0-0 | 0-0 | 0-0 | 0 | 0 | 0 | 0 | 0 | 0 | 0 | 0 | 0 | 0+ |
| 02 | Wilhite,Marc..... | | 0-1 | 0-0 | 0-0 | 0 | 0 | 0 | 0 | 0 | 0 | 0 | 0 | 0 | 5 |
| 03 | Sampson,Isaiah..... | | 0-1 | 0-1 | 0-0 | 1 | 0 | 1 | 1 | 0 | 0 | 0 | 0 | 0 | 1 |
| 11 | Pike,Adam..... | | 2-4 | 1-3 | 0-0 | 0 | 1 | 1 | 0 | 5 | 2 | 1 | 0 | 0 | 17 |
| 20 | Hrubes,William..... | | 4-8 | 0-2 | 1-1 | 2 | 3 | 5 | 1 | 9 | 0 | 0 | 0 | 4 | 19 |
| 22 | Lester,Emerick..... | | 0-0 | 0-0 | 0-0 | 0 | 0 | 0 | 0 | 0 | 0 | 0 | 0 | 1 | 1 |
| 24 | Winchester,Sean..... | | 0-0 | 0-0 | 0-0 | 0 | 0 | 0 | 0 | 0 | 0 | 0 | 0 | 0 | 0+ |
| 32 | Carter,Will..... | | 0-0 | 0-0 | 0-0 | 0 | 0 | 0 | 2 | 0 | 0 | 0 | 0 | 0 | 6 |
| 42 | Cox,Jake..... | | 0-0 | 0-0 | 0-0 | 0 | 1 | 1 | 0 | 0 | 0 | 1 | 0 | 0 | 3 |
| 44 | Leach,Dayton..... | | 0-0 | 0-0 | 0-0 | 0 | 0 | 0 | 0 | 0 | 0 | 1 | 0 | 0 | 0+ |
| | TEAM..... | | | | | 2 | | 2 | | | | | | | |
| | Totals..... | | 7-34 | 2-19 | 5-7 | 8 | 12 | 20 | 14 | 21 | 5 | 14 | 3 | 12 | 162 |

| | | | | | | | |
|---|---|---|---|---|---|---|---|
| TOTAL FG% 1st Half: | 2-17 | 11.8% | 2nd Half: | 5-17 | 29.4% | Game: 20.6% | DEADB |
| 3-Pt. FG% 1st Half: | 0-10 | 0.0% | 2nd Half: | 2-9 | 22.2% | Game: 10.5% | REBS |
| F Throw % 1st Half: | 4-5 | 80.0% | 2nd Half: | 1-2 | 50.0% | Game: 71.4% | 1 |

---

Officials:
Technical fouls: Memphis University School-None. Briarcrest Christian School-None.
Attendance:

| Score by Periods | 1st | 2nd | 3rd | 4th | | Total |
|---|---|---|---|---|---|---|
| Memphis University School..... | 15 | 4 | 15 | 7 | - | 41 |
| Briarcrest Christian School.. | 2 | 6 | 7 | 6 | - | 21 |

Play-by-Play
Memphis University School vs Briarcrest Christian School
02/28/14 2:45 p.m. at Nashville, Tenn. (Allen Arena)

1st PERIOD Play-by-Play (Page 1)

| HOME TEAM: Briarcrest Christia | TIME | SCORE | MAR | VISITORS: Memphis University S |
|---|---|---|---|---|
| | 07:47 | 0-3 | V 3 | GOOD! 3 PTR by Buford,Bailey |
| | 07:47 | | | ASSIST by Galvin,Chris |
| MISSED JUMPER by Woodard,Maceo | 06:22 | | | REBOUND (DEF) by Nelson,David |
| | 05:54 | | | TURNOVR by Baker,Michael |
| STEAL by Gran,Gus | 05:51 | | | |
| TURNOVR by French,Mark | 05:48 | | | |
| | 05:38 | 0-5 | V 5 | GOOD! LAYUP by Baker,Michael [PNT] |
| | 05:38 | | | ASSIST by Galvin,Chris |
| MISSED 3 PTR by Thomas,Micah | 05:14 | | | |
| REBOUND (OFF) by Woodard,Maceo | 05:14 | | | |
| GOOD! FT SHOT by Thomas,Micah | 05:10 | 1-5 | V 4 | FOUL by Galvin,Chris (P1T1) |
| GOOD! FT SHOT by Thomas,Micah | 05:10 | 2-5 | V 3 | |
| | 04:58 | | | MISSED LAYUP by Galvin,Chris |
| | 04:58 | | | REBOUND (OFF) by Nelson,David |
| | 04:44 | 2-7 | V 5 | GOOD! JUMPER by Nelson,David |
| | 04:44 | | | ASSIST by Buford,Bailey |
| FOUL by Gran,Gus (P1T1) | 04:44 | | | MISSED FT SHOT by Nelson,David |
| REBOUND (DEF) by Gran,Gus | 04:44 | | | |
| MISSED 3 PTR by French,Mark | 04:18 | | | REBOUND (DEF) by Counce,Andrew |
| | 04:01 | 2-9 | V 7 | GOOD! JUMPER by Nelson,David [PNT] |
| MISSED 3 PTR by Woodard,Maceo | 03:39 | | | REBOUND (DEF) by Nelson,David |
| FOUL by Pinkney,Keshun (P1T2) | 03:34 | | | |
| | 03:27 | 2-11 | V 9 | GOOD! LAYUP by Galvin,Chris [PNT] |
| TIMEOUT 30sec | 03:25 | | | |
| SUB IN : Hrubes,William | 03:25 | | | |
| SUB OUT: Gran,Gus | 03:25 | | | |
| MISSED JUMPER by Thomas,Micah | 02:58 | | | REBOUND (DEF) by Baker,Michael |
| FOUL by Thomas,Micah (P1T3) | 02:48 | | | |
| | 02:48 | | | TIMEOUT 30sec |
| SUB IN : Pike,Adam | 02:48 | | | SUB IN : Prather,James |
| SUB OUT: Pinkney,Keshun | 02:48 | | | SUB IN : Fowlkes,Sam |
| | 02:48 | | | SUB OUT: Counce,Andrew |
| | 02:48 | | | SUB OUT: Baker,Michael |
| REBOUND (DEF) by French,Mark | 02:41 | | | MISSED JUMPER by Galvin,Chris |
| TURNOVR by Pike,Adam | 02:34 | | | STEAL by Fowlkes,Sam |
| BLOCK by Thomas,Micah | 02:19 | | | MISSED JUMPER by Galvin,Chris |
| REBOUND (DEF) by Thomas,Micah | 02:18 | | | |
| | 02:18 | | | FOUL by Galvin,Chris (P2T2) |
| MISSED JUMPER by Hrubes,William | 01:37 | | | REBOUND (DEF) by Galvin,Chris |
| FOUL by Woodard,Maceo (P1T4) | 01:35 | | | |
| | 01:35 | | | SUB IN : Blankenship,David |
| | 01:35 | | | SUB OUT: Galvin,Chris |
| | 01:11 | 2-14 | V 12 | GOOD! 3 PTR by Buford,Bailey |
| MISSED 3 PTR by French,Mark | 00:42 | | | REBOUND (DEF) by Blankenship,David |
| FOUL by Woodard,Maceo (P2T5) | 00:27 | | | MISSED FT SHOT by Prather,James |
| | 00:27 | | | REBOUND (OFF) by (DEADBALL) |
| | 00:27 | 2-15 | V 13 | GOOD! FT SHOT by Prather,James |
| SUB IN : Pinkney,Keshun | 00:27 | | | SUB IN : White,Preston |
| SUB IN : Gran,Gus | 00:27 | | | SUB OUT: Nelson,David |
| SUB OUT: Woodard,Maceo | 00:27 | | | |
| SUB OUT: French,Mark | 00:27 | | | |
| FOUL by Gran,Gus (P2T6) | 00:06 | | | |

Memphis University School 15, Briarcrest Christian School 2

2nd PERIOD Play-by-Play (Page 1)

| HOME TEAM: Briarcrest Christia | TIME | SCORE | MAR | VISITORS: Memphis University S |
|---|---|---|---|---|
| | 08:00 | | | FOUL by Fowlkes,Sam (P1T3) |
| SUB IN : Hrubes,William | 08:00 | | | SUB IN : Blankenship,David |
| SUB IN : Pike,Adam | 08:00 | | | SUB IN : Prather,James |
| SUB OUT: Woodard,Maceo | 08:00 | | | SUB IN : Fowlkes,Sam |
| SUB OUT: French,Mark | 08:00 | | | SUB IN : White,Preston |
| | 08:00 | | | SUB OUT: Galvin,Chris |
| | 08:00 | | | SUB OUT: Nelson,David |

| | | | | |
|---|---|---|---|---|
| | 08:00 | | | SUB OUT: Counce,Andrew |
| | 08:00 | | | SUB OUT: Baker,Michael |
| GOOD! LAYUP by Hrubes,William [PNT] | 07:46 | 4-15 | V 11 | |
| ASSIST by Pike,Adam | 07:46 | | | |
| GOOD! FT SHOT by Hrubes,William | 07:46 | 5-15 | V 10 | FOUL by Buford,Bailey (P1T4) |
| | 07:21 | | | MISSED JUMPER by Fowlkes,Sam |
| | 07:21 | | | REBOUND (OFF) by White,Preston |
| FOUL by Gran,Gus (P3T7) | 07:12 | 5-16 | V 11 | GOOD! FT SHOT by Fowlkes,Sam |
| | 07:12 | 5-17 | V 12 | GOOD! FT SHOT by Fowlkes,Sam |
| SUB IN : French,Mark | 07:12 | | | SUB IN : Baker,Michael |
| SUB OUT: Gran,Gus | 07:12 | | | SUB OUT: Prather,James |
| GOOD! FT SHOT by Thomas,Micah | 06:43 | 6-17 | V 11 | FOUL by White,Preston (P1T5) |
| MISSED FT SHOT by Thomas,Micah | 06:43 | | | REBOUND (DEF) by Baker,Michael |
| | 06:43 | | | SUB IN : Nelson,David |
| | 06:43 | | | SUB OUT: White,Preston |
| | 06:34 | | | TURNOVR by Buford,Bailey |
| STEAL by Hrubes,William | 06:33 | | | |
| | 06:23 | | | FOUL by Blankenship,David (P1T6) |
| GOOD! LAYUP by Hrubes,William [PNT] | 06:15 | 8-17 | V 9 | |
| ASSIST by Pinkney,Keshun | 06:15 | | | |
| | 06:03 | | | TURNOVR by Blankenship,David |
| STEAL by Thomas,Micah | 06:02 | | | |
| MISSED 3 PTR by Hrubes,William | 05:56 | | | |
| REBOUND (OFF) by Thomas,Micah | 05:56 | | | |
| TURNOVR by French,Mark | 05:53 | | | |
| | 05:53 | | | TURNOVR by (TEAM) |
| | 05:53 | | | TIMEOUT 30sec |
| | 05:53 | | | SUB IN : Counce,Andrew |
| | 05:53 | | | SUB OUT: Blankenship,David |
| MISSED 3 PTR by Pike,Adam | 05:20 | | | REBOUND (DEF) by Buford,Bailey |
| BLOCK by Pinkney,Keshun | 04:41 | | | MISSED 3 PTR by Buford,Bailey |
| REBOUND (DEF) by Hrubes,William | 04:40 | | | |
| TURNOVR by Thomas,Micah | 04:16 | | | |
| SUB IN : Wilhite,Marc | 04:16 | | | |
| SUB OUT: Pike,Adam | 04:16 | | | |
| | 03:58 | | | TURNOVR by Baker,Michael |
| MISSED 3 PTR by Thomas,Micah | 03:44 | | | REBOUND (DEF) by Baker,Michael |
| REBOUND (DEF) by Thomas,Micah | 03:29 | | | MISSED JUMPER by Counce,Andrew |
| MISSED JUMPER by Thomas,Micah | 03:16 | | | |
| REBOUND (OFF) by Hrubes,William | 03:16 | | | |
| MISSED 3 PTR by French,Mark | 03:10 | | | REBOUND (DEF) by Fowlkes,Sam |
| | 02:52 | 8-19 | V 11 | GOOD! JUMPER by Baker,Michael [PNT] |
| MISSED LAYUP by Wilhite,Marc | 02:34 | | | REBOUND (DEF) by Counce,Andrew |
| | 01:56 | | | TURNOVR by Buford,Bailey |
| SUB IN : Pike,Adam | 01:56 | | | SUB IN : Prather,James |
| SUB OUT: French,Mark | 01:56 | | | SUB OUT: Nelson,David |
| | 01:22 | | | SUB IN : Blankenship,David |
| | 01:22 | | | SUB OUT: Counce,Andrew |
| MISSED 3 PTR by Pike,Adam | 01:11 | | | REBOUND (DEF) by Baker,Michael |
| | 00:32 | | | TURNOVR by Fowlkes,Sam |
| SUB IN : French,Mark | 00:32 | | | |
| SUB OUT: Wilhite,Marc | 00:32 | | | |
| MISSED 3 PTR by Hrubes,William | 00:19 | | | REBOUND (DEF) by Fowlkes,Sam |

Memphis University School 19, Briarcrest Christian School 8

3rd PERIOD Play-by-Play (Page 1)

| HOME TEAM: Briarcrest Christia | TIME | SCORE | MAR | VISITORS: Memphis University S |
|---|---|---|---|---|
| | 07:44 | | | TURNOVR by Counce,Andrew |
| MISSED JUMPER by Woodard,Maceo | 06:54 | | | |
| REBOUND (OFF) by (TEAM) | 06:54 | | | |
| MISSED JUMPER by Hrubes,William | 06:20 | | | BLOCK by Nelson,David |
| | 06:19 | | | REBOUND (DEF) by Counce,Andrew |
| | 06:08 | | | TURNOVR by Nelson,David |
| STEAL by Hrubes,William | 06:06 | | | |
| TURNOVR by Woodard,Maceo | 05:32 | | | |
| | 05:32 | | | SUB IN : Fowlkes,Sam |
| | 05:32 | | | SUB OUT: Counce,Andrew |
| | 05:20 | 8-21 | V 13 | GOOD! JUMPER by Galvin,Chris [PNT] |
| MISSED JUMPER by French,Mark | 04:54 | | | REBOUND (DEF) by Baker,Michael |
| FOUL by Hrubes,William (P1T1) | 04:43 | | | |
| | 04:22 | 8-23 | V 15 | GOOD! JUMPER by Fowlkes,Sam |

| | | | | |
|---|---|---|---|---|
| FOUL by French,Mark (P1T2) | 04:22 | | | MISSED FT SHOT by Fowlkes,Sam |
| REBOUND (DEF) by Hrubes,William | 04:22 | | | |
| TURNOVR by Pinkney,Keshun | 04:14 | | | |
| | 04:13 | | | STEAL by Buford,Bailey |
| | 03:57 | | | TURNOVR by Galvin,Chris |
| STEAL by Hrubes,William | 03:56 | | | |
| TURNOVR by French,Mark | 03:53 | | | |
| | 03:52 | | | STEAL by Buford,Bailey |
| | 03:49 | 8-26 | V 18 | GOOD! 3 PTR by Buford,Bailey [FB] |
| TIMEOUT TEAM | 03:43 | | | |
| GOOD! LAYUP by Pike,Adam [PNT] | 03:37 | 10-26 | V 16 | |
| | 03:08 | 10-29 | V 19 | GOOD! 3 PTR by Galvin,Chris |
| TURNOVR by Gran,Gus | 02:49 | | | STEAL by Fowlkes,Sam |
| STEAL by Pinkney,Keshun | 02:49 | | | TURNOVR by Fowlkes,Sam |
| GOOD! LAYUP by Hrubes,William [PNT] | 02:49 | 12-29 | V 17 | |
| ASSIST by Pinkney,Keshun | 02:49 | | | |
| SUB IN : Hrubes,William | 02:49 | | | SUB IN : Farnsworth,Will |
| SUB IN : Pike,Adam | 02:49 | | | SUB OUT: Galvin,Chris |
| SUB OUT: Woodard,Maceo | 02:49 | | | |
| SUB OUT: French,Mark | 02:49 | | | |
| REBOUND (DEF) by Hrubes,William | 02:46 | | | MISSED JUMPER by Counce,Andrew |
| | 02:41 | | | FOUL by Nelson,David (P1T1) |
| MISSED JUMPER by Thomas,Micah | 02:39 | | | REBOUND (DEF) by Counce,Andrew |
| | 02:39 | | | SUB IN : Counce,Andrew |
| | 02:39 | | | SUB OUT: Farnsworth,Will |
| BLOCK by Thomas,Micah | 02:23 | | | MISSED LAYUP by Nelson,David |
| | 02:17 | | | REBOUND (OFF) by Nelson,David |
| | 02:13 | 12-31 | V 19 | GOOD! LAYUP by Nelson,David [PNT] |
| | 02:07 | | | SUB IN : Prather,James |
| | 02:07 | | | SUB OUT: Baker,Michael |
| GOOD! 3 PTR by Pike,Adam | 01:48 | 15-31 | V 16 | |
| ASSIST by Pinkney,Keshun | 01:48 | | | |
| REBOUND (DEF) by Thomas,Micah | 01:25 | | | MISSED 3 PTR by Counce,Andrew |
| MISSED JUMPER by Gran,Gus | 01:07 | | | BLOCK by Nelson,David |
| | 01:06 | | | REBOUND (DEF) by Counce,Andrew |
| | 00:58 | | | MISSED 3 PTR by Buford,Bailey |
| | 00:58 | | | REBOUND (OFF) by (TEAM) |
| | 00:37 | | | TURNOVR by Prather,James |
| STEAL by Gran,Gus | 00:36 | | | |
| TURNOVR by Pinkney,Keshun | 00:34 | | | |
| | 00:33 | | | STEAL by Buford,Bailey |
| FOUL by Thomas,Micah (P2T3) | 00:30 | | | |
| | 00:22 | 15-32 | V 17 | GOOD! FT SHOT by Buford,Bailey |
| | 00:22 | 15-33 | V 18 | GOOD! FT SHOT by Buford,Bailey |
| | 00:22 | 15-34 | V 19 | GOOD! FT SHOT by Buford,Bailey |
| SUB IN : Woodard,Maceo | 00:22 | | | SUB IN : White,Preston |
| SUB IN : Carter,Will | 00:22 | | | SUB IN : Blankenship,David |
| SUB IN : French,Mark | 00:22 | | | SUB OUT: Nelson,David |
| SUB OUT: Gran,Gus | 00:22 | | | SUB OUT: Buford,Bailey |
| SUB OUT: Pinkney,Keshun | 00:22 | | | |

Memphis University School 34, Briarcrest Christian School 15

4th PERIOD Play-by-Play (Page 1)

| HOME TEAM: Briarcrest Christia | TIME | SCORE | MAR | VISITORS: Memphis University S |
|---|---|---|---|---|
| SUB IN : Hrubes,William | 08:00 | | | SUB IN : Blankenship,David |
| SUB IN : Pike,Adam | 08:00 | | | SUB IN : Prather,James |
| SUB IN : Carter,Will | 08:00 | | | SUB IN : White,Preston |
| SUB OUT: Gran,Gus | 08:00 | | | SUB OUT: Nelson,David |
| SUB OUT: Woodard,Maceo | 08:00 | | | SUB OUT: Buford,Bailey |
| SUB OUT: Pinkney,Keshun | 08:00 | | | SUB OUT: Baker,Michael |
| GOOD! LAYUP by Hrubes,William [PNT] | 07:35 | 17-34 | V 17 | |
| ASSIST by Pike,Adam | 07:35 | | | |
| | 06:53 | 17-36 | V 19 | GOOD! LAYUP by White,Preston [PNT] |
| | 06:53 | | | ASSIST by Counce,Andrew |
| | 06:28 | | | FOUL by Counce,Andrew (P1T2) |
| GOOD! 3 PTR by Thomas,Micah | 06:28 | 20-36 | V 16 | |
| STEAL by Hrubes,William | 06:28 | | | TURNOVR by Nelson,David |
| TURNOVR by French,Mark | 06:28 | | | STEAL by Prather,James |
| SUB IN : Cox,Jake | 06:28 | | | SUB IN : Nelson,David |
| SUB OUT: Thomas,Micah | 06:28 | | | SUB OUT: White,Preston |
| | 05:39 | | | MISSED JUMPER by Galvin,Chris |

| | | | |
|---|---|---|---|
| | 05:39 | | REBOUND (OFF) by Galvin,Chris |
| | 05:32 | 20-39 V 19 | GOOD! 3 PTR by Blankenship,David |
| | 05:32 | | ASSIST by Galvin,Chris |
| TURNOVR by Thomas,Micah | 05:16 | | |
| SUB IN : Gran,Gus | 05:16 | | SUB IN : Buford,Bailey |
| SUB OUT: Hrubes,William | 05:16 | | SUB IN : Baker,Michael |
| | 05:16 | | SUB IN : Fowlkes,Sam |
| | 05:16 | | SUB OUT: Blankenship,David |
| | 05:16 | | SUB OUT: Counce,Andrew |
| | 05:16 | | SUB OUT: Prather,James |
| REBOUND (DEF) by Pike,Adam | 04:54 | | MISSED LAYUP by Galvin,Chris |
| MISSED 3 PTR by Thomas,Micah | 04:48 | | |
| REBOUND (OFF) by (TEAM) | 04:48 | | |
| MISSED 3 PTR by French,Mark | 04:32 | | REBOUND (DEF) by Baker,Michael |
| | 04:30 | | TURNOVR by Galvin,Chris |
| STEAL by Thomas,Micah | 04:29 | | |
| MISSED FT SHOT by Woodard,Maceo | 04:27 | | FOUL by Baker,Michael (P1T3) |
| REBOUND (OFF) by (DEADBALL) | 04:27 | | |
| GOOD! FT SHOT by Woodard,Maceo | 04:27 | 21-39 V 18 | |
| SUB IN : Pinkney,Keshun | 04:27 | | |
| SUB OUT: Pike,Adam | 04:27 | | |
| | 04:08 | | TIMEOUT TEAM |
| | 04:00 | | TURNOVR by Galvin,Chris |
| STEAL by Woodard,Maceo | 03:56 | | |
| TURNOVR by Woodard,Maceo | 03:47 | | |
| | 03:46 | | STEAL by Galvin,Chris |
| STEAL by Pinkney,Keshun | 03:17 | | TURNOVR by Buford,Bailey |
| SUB IN : Thomas,Micah | 03:17 | | |
| SUB IN : Pike,Adam | 03:17 | | |
| SUB IN : Hrubes,William | 03:17 | | |
| SUB OUT: Cox,Jake | 03:17 | | |
| SUB OUT: Pinkney,Keshun | 03:17 | | |
| SUB OUT: Carter,Will | 03:17 | | |
| MISSED 3 PTR by French,Mark | 03:03 | | |
| REBOUND (OFF) by Hrubes,William | 03:03 | | |
| MISSED 3 PTR by Gran,Gus | 02:51 | | REBOUND (DEF) by (TEAM) |
| SUB IN : Pinkney,Keshun | 02:49 | | SUB IN : Prather,James |
| SUB IN : Woodard,Maceo | 02:49 | | SUB OUT: Baker,Michael |
| SUB OUT: Pike,Adam | 02:49 | | |
| SUB OUT: Hrubes,William | 02:49 | | |
| FOUL by Gran,Gus (P4T4) | 02:41 | 21-40 V 19 | GOOD! FT SHOT by Nelson,David |
| | 02:41 | 21-41 V 20 | GOOD! FT SHOT by Nelson,David |
| SUB IN : Hrubes,William | 02:41 | | SUB IN : White,Preston |
| SUB IN : Pike,Adam | 02:41 | | SUB OUT: Nelson,David |
| SUB OUT: Pinkney,Keshun | 02:41 | | |
| SUB OUT: Woodard,Maceo | 02:41 | | |
| REBOUND (DEF) by Thomas,Micah | 02:24 | | |
| | 02:24 | | MISSED LAYUP by Galvin,Chris |
| MISSED 3 PTR by Sampson,Isaiah | 01:59 | | |
| REBOUND (OFF) by Sampson,Isaiah | 01:59 | | |
| FOUL by Sampson,Isaiah (P1T5) | 01:57 | | |
| SUB IN : Carter,Will | 01:57 | | |
| SUB OUT: Gran,Gus | 01:57 | | |
| FOUL by Carter,Will (P1T6) | 01:35 | | |
| SUB IN : Sampson,Isaiah | 01:35 | | |
| SUB IN : Wilhite,Marc | 01:35 | | |
| SUB IN : Lester,Emerick | 01:35 | | |
| SUB OUT: Hrubes,William | 01:35 | | |
| SUB OUT: French,Mark | 01:35 | | |
| SUB OUT: Pike,Adam | 01:35 | | |
| STEAL by Lester,Emerick | 01:19 | | TURNOVR by Galvin,Chris |
| | 01:19 | | TIMEOUT TEAM |
| SUB IN : French,Mark | 01:19 | | SUB IN : Eason,Renn |
| SUB IN : Pike,Adam | 01:19 | | SUB IN : Jenkins,Max |
| SUB IN : Hrubes,William | 01:19 | | SUB OUT: Prather,James |
| SUB OUT: Sampson,Isaiah | 01:19 | | SUB OUT: White,Preston |
| SUB OUT: Wilhite,Marc | 01:19 | | |
| SUB OUT: Lester,Emerick | 01:19 | | |
| MISSED 3 PTR by French,Mark | 01:09 | | |
| REBOUND (OFF) by Thomas,Micah | 01:09 | | |
| MISSED 3 PTR by French,Mark | 01:05 | | REBOUND (DEF) by Eason,Renn |
| SUB IN : Lester,Emerick | 01:00 | | |
| SUB IN : Wilhite,Marc | 01:00 | | |
| SUB IN : Sampson,Isaiah | 01:00 | | |
| SUB OUT: French,Mark | 01:00 | | |

| | | |
|---|---|---|
| SUB OUT: Pike,Adam | 01:00 | |
| SUB OUT: Hrubes,William | 01:00 | |
| FOUL by Carter,Will (P2T7) | 00:34 | MISSED FT SHOT by Buford,Bailey |
| REBOUND (DEF) by Thomas,Micah | 00:34 | |
| TURNOVR by Cox,Jake | 00:23 | |
| REBOUND (DEF) by Cox,Jake | 00:11 | MISSED FT SHOT by Jones,Peyton |
| TURNOVR by Leach,Dayton | 00:11 | |
| | | |
| SUB IN : Winchester,Sean | 00:11 | SUB IN : Prather,James |
| SUB IN : Harrington,Trey | 00:11 | SUB IN : White,Preston |
| SUB IN : Leach,Dayton | 00:11 | SUB IN : Truitt,Conner |
| SUB IN : Cox,Jake | 00:11 | SUB OUT: Galvin,Chris |
| SUB OUT: Thomas,Micah | 00:11 | SUB OUT: Eason,Renn |
| SUB OUT: Carter,Will | 00:11 | SUB OUT: Buford,Bailey |
| SUB OUT: Lester,Emerick | 00:11 | SUB OUT: Jenkins,Max |
| SUB OUT: Wilhite,Marc | 00:11 | SUB OUT: Fowlkes,Sam |

Memphis University School 41, Briarcrest Christian School 21

Official Basketball Box Score
Memphis University School vs Ensworth High School
03/01/14 7:00 p.m. at Nashville, Tenn. (Allen Arena)

---

VISITORS: Memphis University School

| ## | Player Name | | TOT-FG FG-FGA | 3-PT FG-FGA | FT-FTA | REBOUNDS OF | DE | TOT | PF | TP | A | TO | BLK | S | MIN |
|---|---|---|---|---|---|---|---|---|---|---|---|---|---|---|---|
| 01 | Baker,Michael..... | f | 1-1 | 0-0 | 1-2 | 1 | 5 | 6 | 4 | 3 | 0 | 2 | 0 | 1 | 17 |
| 35 | Nelson,David..... | c | 3-8 | 0-0 | 0-0 | 1 | 1 | 2 | 3 | 6 | 1 | 1 | 3 | 0 | 21 |
| 03 | Buford,Bailey..... | g | 2-7 | 2-5 | 0-0 | 1 | 1 | 2 | 5 | 6 | 4 | 2 | 0 | 0 | 31 |
| 04 | Galvin,Chris..... | g | 5-13 | 0-3 | 6-7 | 1 | 0 | 1 | 3 | 16 | 1 | 2 | 0 | 0 | 21 |
| 23 | Counce,Andrew..... | g | 1-3 | 1-2 | 0-0 | 0 | 0 | 0 | 3 | 3 | 2 | 0 | 0 | 0 | 16 |
| 02 | Blankenship,David... | | 0-2 | 0-2 | 0-0 | 0 | 0 | 0 | 0 | 0 | 0 | 1 | 0 | 0 | 9 |
| 10 | Fowlkes,Sam..... | | 2-3 | 2-3 | 2-2 | 0 | 1 | 1 | 5 | 8 | 1 | 3 | 0 | 1 | 21 |
| 13 | Eason,Renn..... | | 0-0 | 0-0 | 0-0 | 0 | 0 | 0 | 1 | 0 | 0 | 0 | 0 | 0 | 0 |
| 15 | Galvin,Owen..... | | 0-1 | 0-0 | 0-0 | 0 | 0 | 0 | 0 | 0 | 0 | 0 | 0 | 0 | 0+ |
| 21 | Jenkins,Max..... | | 0-0 | 0-0 | 0-0 | 0 | 0 | 0 | 0 | 0 | 0 | 0 | 0 | 0 | 1 |
| 33 | Prather,James..... | | 0-2 | 0-0 | 2-3 | 2 | 1 | 3 | 4 | 2 | 0 | 3 | 0 | 1 | 17 |
| 45 | White,Preston..... | | 1-1 | 0-0 | 0-1 | 2 | 3 | 5 | 3 | 2 | 0 | 0 | 0 | 0 | 6 |
| | TEAM..... | | | | | 2 | 2 | 4 | | | | | | | |
| | Totals..... | | 15-41 | 5-15 | 11-15 | 10 | 14 | 24 | 31 | 46 | 9 | 14 | 3 | 3 | 160 |

TOTAL FG% 1st Half: 6-17 35.3% 2nd Half: 9-24 37.5% Game: 36.6% DEADB
3-Pt. FG% 1st Half: 4-7 57.1% 2nd Half: 1-8 12.5% Game: 33.3% REBS
F Throw % 1st Half: 2-2 100 % 2nd Half: 9-13 69.2% Game: 73.3% 1

---

HOME TEAM: Ensworth High School

| ## | Player Name | | TOT-FG FG-FGA | 3-PT FG-FGA | FT-FTA | REBOUNDS OF | DE | TOT | PF | TP | A | TO | BLK | S | MIN |
|---|---|---|---|---|---|---|---|---|---|---|---|---|---|---|---|
| 05 | Estes,Jake..... | f | 0-1 | 0-0 | 2-2 | 1 | 1 | 2 | 2 | 2 | 1 | 0 | 0 | 0 | 28 |
| 03 | Bone,Jordan..... | g | 2-8 | 0-1 | 2-2 | 1 | 2 | 3 | 4 | 6 | 2 | 3 | 0 | 0 | 28 |
| 14 | Rolfe,Nick..... | g | 0-0 | 0-0 | 0-0 | 1 | 1 | 2 | 3 | 0 | 0 | 0 | 0 | 0 | 10 |
| 22 | Fleming,Andrew..... | g | 5-14 | 0-4 | 16-22 | 1 | 5 | 6 | 0 | 26 | 1 | 2 | 0 | 2 | 28 |
| 34 | Ferby,D'Andre..... | g | 5-7 | 0-0 | 4-9 | 2 | 1 | 3 | 2 | 14 | 0 | 1 | 0 | 3 | 26 |
| 02 | Starling,Imani..... | | 1-1 | 0-0 | 0-0 | 0 | 0 | 0 | 2 | 2 | 0 | 2 | 0 | 0 | 6 |
| 04 | Settles,P.J..... | | 0-1 | 0-1 | 2-2 | 0 | 2 | 2 | 0 | 2 | 0 | 0 | 0 | 0 | 6 |
| 11 | Barnett,Brett..... | | 0-0 | 0-0 | 0-0 | 0 | 0 | 0 | 0 | 0 | 0 | 0 | 0 | 0 | 0+ |
| 15 | Stevens,JaCoby..... | | 1-4 | 0-0 | 0-0 | 1 | 4 | 5 | 4 | 2 | 0 | 0 | 2 | 2 | 16 |
| 20 | Cambridge,Desmond... | | 0-1 | 0-0 | 0-0 | 1 | 2 | 3 | 3 | 0 | 0 | 2 | 0 | 0 | 4 |
| 21 | Bright,Will..... | | 0-0 | 0-0 | 0-0 | 0 | 1 | 1 | 0 | 0 | 0 | 1 | 1 | 0 | 2 |
| 30 | Stigall,Will..... | | 1-1 | 1-1 | 0-0 | 0 | 0 | 0 | 0 | 3 | 0 | 0 | 0 | 0 | 6 |
| | TEAM..... | | | | | 2 | | 2 | | | | | | | |
| | Totals..... | | 15-38 | 1-7 | 26-37 | 10 | 19 | 29 | 20 | 57 | 4 | 11 | 3 | 7 | 160 |

TOTAL FG% 1st Half: 6-19 31.6% 2nd Half: 9-19 47.4% Game: 39.5% DEADB
3-Pt. FG% 1st Half: 1-5 20.0% 2nd Half: 0-2 0.0% Game: 14.3% REBS
F Throw % 1st Half: 6-10 60.0% 2nd Half: 20-27 74.1% Game: 70.3% 10

---

Officials:
Technical fouls: Memphis University School-Eason,Renn. Ensworth High School-None.
Attendance:

| Score by Periods | 1st | 2nd | 3rd | 4th | | Total |
|---|---|---|---|---|---|---|
| Memphis University School..... | 5 | 13 | 8 | 20 | - | 46 |
| Ensworth High School..... | 8 | 11 | 16 | 22 | - | 57 |

Points in the paint-MUS 20,EHS 22. Points off turnovers-MUS 19,EHS 19.
2nd chance points-MUS 10,EHS 10. Fast break points-MUS 0,EHS 6.
Bench points-MUS 12,EHS 9. Score tied-2 times. Lead changed-6 times.
Last FG-MUS 4th-00:10, EHS 4th-02:19.

Largest lead-MUS by 2 2nd-04:56, EHS by 15 4th-04:39.

Play-by-Play
Memphis University School vs Ensworth High School
03/01/14 7:00 p.m. at Nashville, Tenn. (Allen Arena)

1st PERIOD Play-by-Play (Page 1)

| HOME TEAM: Ensworth High School | TIME | SCORE | MAR | VISITORS: Memphis University S |
|---|---|---|---|---|
| | 08:00 | | | FOUL TECHNCL by Eason,Renn |
| MISSED FT SHOT by Fleming,Andrew | 08:00 | | | FOUL by Eason,Renn (P1T1) |
| REBOUND (OFF) by (DEADBALL) | 08:00 | | | |
| GOOD! FT SHOT by Fleming,Andrew | 08:00 | 1-0 | H 1 | |
| MISSED 3 PTR by Fleming,Andrew | 07:51 | | | |
| REBOUND (OFF) by Bone,Jordan | 07:51 | | | |
| MISSED JUMPER by Bone,Jordan | 07:46 | | | REBOUND (DEF) by Baker,Michael |
| | 07:32 | | | TURNOVR by Baker,Michael |
| STEAL by Ferby,D'Andre | 07:31 | | | |
| GOOD! LAYUP by Ferby,D'Andre [FB/PNT] | 07:27 | 3-0 | H 3 | |
| REBOUND (DEF) by Rolfe,Nick | 07:10 | | | MISSED 3 PTR by Galvin,Chris |
| | 06:56 | | | FOUL by Buford,Bailey (P1T2) |
| SUB IN : Stevens,JaCoby | 06:56 | | | |
| SUB OUT: Ferby,D'Andre | 06:56 | | | |
| MISSED LAYUP by Fleming,Andrew | 06:46 | | | BLOCK by Nelson,David |
| | 06:44 | | | REBOUND (DEF) by Baker,Michael |
| FOUL by Stevens,JaCoby (P1T1) | 06:34 | | | |
| SUB IN : Settles,P.J. | 06:34 | | | |
| SUB OUT: Rolfe,Nick | 06:34 | | | |
| REBOUND (DEF) by Stevens,JaCoby | 06:14 | | | MISSED LAYUP by Galvin,Chris |
| MISSED LAYUP by Estes,Jake | 06:08 | | | |
| REBOUND (OFF) by (TEAM) | 06:08 | | | |
| | 06:07 | | | FOUL by Baker,Michael (P1T3) |
| SUB IN : Ferby,D'Andre | 06:07 | | | |
| SUB OUT: Fleming,Andrew | 06:07 | | | |
| MISSED JUMPER by Bone,Jordan | 05:54 | | | REBOUND (DEF) by Baker,Michael |
| REBOUND (DEF) by Estes,Jake | 05:41 | | | MISSED JUMPER by Nelson,David |
| TURNOVR by Bone,Jordan | 05:36 | | | |
| SUB IN : Fleming,Andrew | 05:36 | | | |
| SUB IN : Stigall,Will | 05:36 | | | |
| SUB OUT: Bone,Jordan | 05:36 | | | |
| SUB OUT: Stevens,JaCoby | 05:36 | | | |
| STEAL by Fleming,Andrew | 05:24 | | | TURNOVR by Buford,Bailey |
| MISSED LAYUP by Fleming,Andrew | 05:14 | | | |
| REBOUND (OFF) by Ferby,D'Andre | 05:14 | | | |
| GOOD! LAYUP by Ferby,D'Andre [PNT] | 05:12 | 5-0 | H 5 | |
| | 04:59 | | | MISSED JUMPER by Nelson,David |
| | 04:59 | | | REBOUND (OFF) by Buford,Bailey |
| REBOUND (DEF) by Settles,P.J. | 04:54 | | | MISSED JUMPER by Buford,Bailey |
| MISSED FT SHOT by Fleming,Andrew | 04:46 | | | FOUL by Baker,Michael (P2T4) |
| REBOUND (OFF) by (DEADBALL) | 04:46 | | | |
| GOOD! FT SHOT by Fleming,Andrew | 04:46 | 6-0 | H 6 | |
| SUB IN : Bright,Will | 04:46 | | | SUB IN : Fowlkes,Sam |
| SUB IN : Bone,Jordan | 04:46 | | | SUB IN : Prather,James |
| SUB IN : Rolfe,Nick | 04:46 | | | SUB OUT: Baker,Michael |
| SUB IN : Stevens,JaCoby | 04:46 | | | SUB OUT: Counce,Andrew |
| SUB OUT: Fleming,Andrew | 04:46 | | | |
| SUB OUT: Ferby,D'Andre | 04:46 | | | |
| SUB OUT: Settles,P.J. | 04:46 | | | |
| SUB OUT: Estes,Jake | 04:46 | | | |
| BLOCK by Stevens,JaCoby | 04:30 | | | MISSED 3 PTR by Fowlkes,Sam |
| REBOUND (DEF) by Bright,Will | 04:28 | | | |
| | 04:25 | | | FOUL by Fowlkes,Sam (P1T5) |
| TURNOVR by Bright,Will | 04:17 | | | |
| SUB IN : Ferby,D'Andre | 04:17 | | | |
| SUB IN : Fleming,Andrew | 04:17 | | | |
| SUB OUT: Bright,Will | 04:17 | | | |
| SUB OUT: Stevens,JaCoby | 04:17 | | | |
| FOUL by Rolfe,Nick (P1T2) | 04:06 | | | |
| FOUL by Bone,Jordan (P1T3) | 04:00 | | | |
| SUB IN : Starling,Imani | 04:00 | | | |
| SUB OUT: Stigall,Will | 04:00 | | | |
| | 03:35 | 6-3 | H 3 | GOOD! 3 PTR by Buford,Bailey |
| | 03:35 | | | ASSIST by Fowlkes,Sam |
| TURNOVR by Starling,Imani | 03:26 | | | |
| FOUL by Rolfe,Nick (P2T4) | 03:21 | 6-4 | H 2 | GOOD! FT SHOT by Galvin,Chris |

| | | | | |
|---|---|---|---|---|
| | 03:21 | 6-5 | H 1 | GOOD! FT SHOT by Galvin,Chris |
| TIMEOUT MEDIA | 03:21 | | | |
| SUB IN : Estes,Jake | 03:21 | | | SUB IN : White,Preston |
| SUB IN : Stevens,JaCoby | 03:21 | | | SUB OUT: Nelson,David |
| SUB IN : Settles,P.J. | 03:21 | | | |
| SUB OUT: Starling,Imani | 03:21 | | | |
| SUB OUT: Ferby,D'Andre | 03:21 | | | |
| SUB OUT: Bone,Jordan | 03:21 | | | |
| SUB OUT: Rolfe,Nick | 03:21 | | | |
| | 03:02 | | | FOUL by Galvin,Chris (P1T6) |
| MISSED JUMPER by Fleming,Andrew | 02:58 | | | REBOUND (DEF) by Fowlkes,Sam |
| | 02:44 | | | MISSED JUMPER by Prather,James |
| | 02:44 | | | REBOUND (OFF) by White,Preston |
| FOUL by Stevens,JaCoby (P2T5) | 02:19 | | | |
| REBOUND (DEF) by Bone,Jordan | 01:59 | | | MISSED JUMPER by Galvin,Chris |
| MISSED 3 PTR by Bone,Jordan | 01:40 | | | REBOUND (DEF) by White,Preston |
| | 01:19 | | | FOUL by Galvin,Chris (P2T7) |
| | 01:19 | | | TURNOVR by Galvin,Chris |
| SUB IN : Rolfe,Nick | 01:19 | | | |
| SUB IN : Starling,Imani | 01:19 | | | |
| SUB IN : Ferby,D'Andre | 01:19 | | | |
| SUB OUT: Stevens,JaCoby | 01:19 | | | |
| SUB OUT: Settles,P.J. | 01:19 | | | |
| SUB OUT: Fleming,Andrew | 01:19 | | | |
| GOOD! LAYUP by Starling,Imani [PNT] | 00:58 | 8-5 | H 3 | |
| | 00:39 | | | TURNOVR by Buford,Bailey |
| | 00:39 | | | SUB IN : Blankenship,David |
| | 00:39 | | | SUB OUT: Galvin,Chris |
| MISSED JUMPER by Bone,Jordan | 00:02 | | | |
| REBOUND (OFF) by Ferby,D'Andre | 00:02 | | | |
| MISSED JUMPER by Ferby,D'Andre | 00:00 | | | |
| REBOUND (OFF) by (DEADBALL) | 00:00 | | | |

Ensworth High School 8, Memphis University School 5

| 1st period-only | InPaint | Pts-T/O | 2nd-Chc | FastBrk | BnchPts | Ties | Leads |
|---|---|---|---|---|---|---|---|
| Memphis University S | 0 | 5 | 0 | 0 | 0 | 0 | 0 |
| Ensworth High School | 6 | 6 | 2 | 2 | 2 | 0 | 0 |

2nd PERIOD Play-by-Play (Page 1)

| HOME TEAM: Ensworth High School | TIME | SCORE | MAR | VISITORS: Memphis University S |
|---|---|---|---|---|
| | 08:00 | | | SUB IN : Fowlkes,Sam |
| | 08:00 | | | SUB IN : Prather,James |
| | 08:00 | | | SUB IN : Blankenship,David |
| | 08:00 | | | SUB OUT: Baker,Michael |
| | 08:00 | | | SUB OUT: Counce,Andrew |
| | 08:00 | | | SUB OUT: Galvin,Chris |
| MISSED FT SHOT by Ferby,D'Andre | 06:55 | | | FOUL by Prather,James (P1T8) |
| REBOUND (OFF) by (DEADBALL) | 06:55 | | | |
| GOOD! FT SHOT by Ferby,D'Andre | 06:55 | 9-5 | H 4 | |
| SUB IN : Cambridge,Desmond | 06:55 | | | |
| SUB OUT: Rolfe,Nick | 06:55 | | | |
| REBOUND (DEF) by Bone,Jordan | 06:38 | | | MISSED 3 PTR by Blankenship,David |
| TURNOVR by Bone,Jordan | 05:54 | | | |
| | 05:44 | 9-8 | H 1 | GOOD! 3 PTR by Buford,Bailey |
| | 05:44 | | | ASSIST by Nelson,David |
| MISSED 3 PTR by Fleming,Andrew | 05:12 | | | |
| REBOUND (OFF) by Cambridge,Desmond | 05:12 | | | |
| TURNOVR by Cambridge,Desmond | 05:08 | | | |
| SUB IN : Stevens,JaCoby | 05:08 | | | |
| SUB IN : Stigall,Will | 05:08 | | | |
| SUB OUT: Cambridge,Desmond | 05:08 | | | |
| SUB OUT: Ferby,D'Andre | 05:08 | | | |
| | 04:56 | 9-11 | V 2 | GOOD! 3 PTR by Fowlkes,Sam |
| | 04:56 | | | ASSIST by Buford,Bailey |
| TIMEOUT MEDIA | 03:53 | | | |
| SUB IN : Ferby,D'Andre | 03:53 | | | |
| SUB OUT: Stevens,JaCoby | 03:53 | | | |
| GOOD! 3 PTR by Stigall,Will | 03:52 | 12-11 | H 1 | |
| ASSIST by Bone,Jordan | 03:52 | | | |
| | 03:23 | 12-13 | V 1 | GOOD! LAYUP by Nelson,David [PNT] |
| | 03:23 | | | ASSIST by Buford,Bailey |

| | | | | |
|---|---|---|---|---|
| MISSED 3 PTR by Fleming,Andrew | 03:13 | | | |
| REBOUND (OFF) by (TEAM) | 03:13 | | | |
| | 03:11 | | | SUB IN : Counce,Andrew |
| | 03:11 | | | SUB OUT: Blankenship,David |
| GOOD! LAYUP by Ferby,D'Andre [PNT] | 03:10 | 14-13 | H 1 | |
| ASSIST by Bone,Jordan | 03:10 | | | |
| MISSED FT SHOT by Ferby,D'Andre | 03:10 | | | FOUL by Counce,Andrew (P1T9) |
| REBOUND (OFF) by Estes,Jake | 03:10 | | | |
| GOOD! FT SHOT by Fleming,Andrew | 02:36 | 15-13 | H 2 | FOUL by Prather,James (P2T10) |
| GOOD! FT SHOT by Fleming,Andrew | 02:36 | 16-13 | H 3 | |
| SUB IN : Cambridge,Desmond | 02:36 | | | SUB IN : Baker,Michael |
| SUB OUT: Estes,Jake | 02:36 | | | SUB OUT: Prather,James |
| REBOUND (DEF) by Cambridge,Desmond | 02:23 | | | MISSED LAYUP by Nelson,David |
| GOOD! LAYUP by Fleming,Andrew [PNT] | 02:16 | 18-13 | H 5 | |
| GOOD! FT SHOT by Fleming,Andrew | 02:16 | 19-13 | H 6 | FOUL by Nelson,David (P1T11) |
| SUB IN : Bright,Will | 02:16 | | | SUB IN : Galvin,Chris |
| SUB OUT: Stigall,Will | 02:16 | | | SUB OUT: Fowlkes,Sam |
| FOUL by Cambridge,Desmond (P1T6) | 02:06 | | | |
| | 01:53 | 19-16 | H 3 | GOOD! 3 PTR by Counce,Andrew |
| | 01:53 | | | ASSIST by Galvin,Chris |
| FOUL by Cambridge,Desmond (P2T7) | 00:55 | | | |
| TURNOVR by Cambridge,Desmond | 00:55 | | | |
| SUB IN : Estes,Jake | 00:55 | | | |
| SUB OUT: Cambridge,Desmond | 00:55 | | | |
| BLOCK by Bright,Will | 00:27 | | | MISSED JUMPER by Counce,Andrew |
| | 00:27 | | | REBOUND (OFF) by (TEAM) |
| | 00:27 | | | TIMEOUT TEAM |
| | 00:26 | 19-18 | H 1 | GOOD! LAYUP by Galvin,Chris [PNT] |
| | 00:26 | | | ASSIST by Buford,Bailey |
| MISSED JUMPER by Fleming,Andrew | 00:02 | | | |
| REBOUND (OFF) by (DEADBALL) | 00:02 | | | |

Ensworth High School 19, Memphis University School 18

| 2nd period-only | InPaint | Pts-T/O | 2nd-Chc | FastBrk | BnchPts | Ties | Leads |
|---|---|---|---|---|---|---|---|
| Memphis University S | 4 | 8 | 2 | 0 | 3 | 0 | 2 |
| Ensworth High School | 4 | 0 | 4 | 0 | 3 | 0 | 2 |

3rd PERIOD Play-by-Play (Page 1)

| HOME TEAM: Ensworth High School | TIME | SCORE | MAR | VISITORS: Memphis University S |
|---|---|---|---|---|
| REBOUND (DEF) by Fleming,Andrew | 07:48 | | | MISSED JUMPER by Nelson,David |
| GOOD! JUMPER by Fleming,Andrew | 07:37 | 21-18 | H 3 | |
| REBOUND (DEF) by Fleming,Andrew | 07:21 | | | MISSED JUMPER by Buford,Bailey |
| TURNOVR by Fleming,Andrew | 07:13 | | | |
| SUB IN : Stevens,JaCoby | 07:13 | | | |
| SUB OUT: Ferby,D'Andre | 07:13 | | | |
| | 07:05 | 21-20 | H 1 | GOOD! LAYUP by Galvin,Chris [PNT] |
| MISSED JUMPER by Stevens,JaCoby | 06:44 | | | REBOUND (DEF) by Nelson,David |
| | 06:32 | 21-22 | V 1 | GOOD! LAYUP by Nelson,David [PNT] |
| | 06:32 | | | ASSIST by Counce,Andrew |
| MISSED LAYUP by Bone,Jordan | 06:23 | | | BLOCK by Nelson,David |
| | 06:21 | | | REBOUND (DEF) by Buford,Bailey |
| SUB IN : Ferby,D'Andre | 06:16 | | | SUB IN : Fowlkes,Sam |
| SUB OUT: Stevens,JaCoby | 06:16 | | | SUB OUT: Galvin,Chris |
| | 06:13 | | | TURNOVR by Fowlkes,Sam |
| MISSED JUMPER by Fleming,Andrew | 06:08 | | | BLOCK by Nelson,David |
| | 06:06 | | | REBOUND (DEF) by Baker,Michael |
| STEAL by Fleming,Andrew | 06:03 | | | TURNOVR by Baker,Michael |
| GOOD! LAYUP by Ferby,D'Andre [PNT] | 05:48 | 23-22 | H 1 | |
| FOUL by Estes,Jake (P1T1) | 05:32 | | | MISSED FT SHOT by Baker,Michael |
| | 05:32 | | | REBOUND (OFF) by (DEADBALL) |
| | 05:32 | 23-23 | T 1 | GOOD! FT SHOT by Baker,Michael |
| SUB IN : Stigall,Will | 05:32 | | | SUB IN : Prather,James |
| SUB IN : Settles,P.J. | 05:32 | | | SUB OUT: Baker,Michael |
| SUB OUT: Rolfe,Nick | 05:32 | | | |
| SUB OUT: Fleming,Andrew | 05:32 | | | |
| MISSED 3 PTR by Settles,P.J. | 05:10 | | | REBOUND (DEF) by Prather,James |
| FOUL by Ferby,D'Andre (P1T2) | 05:08 | | | |
| SUB IN : Fleming,Andrew | 05:08 | | | |
| SUB OUT: Stigall,Will | 05:08 | | | |
| | 04:52 | | | MISSED LAYUP by Nelson,David |
| | 04:52 | | | REBOUND (OFF) by Nelson,David |
| | 04:47 | | | MISSED 3 PTR by Buford,Bailey |

| | | | | |
|---|---|---|---|---|
| | 04:47 | | | REBOUND (OFF) by Prather,James |
| | 04:41 | | | FOUL by Prather,James (P3T1) |
| | 04:41 | | | TURNOVR by Prather,James |
| SUB IN : Rolfe,Nick | 04:41 | | | |
| SUB IN : Stevens,JaCoby | 04:41 | | | |
| SUB OUT: Ferby,D'Andre | 04:41 | | | |
| SUB OUT: Settles,P.J. | 04:41 | | | |
| MISSED 3 PTR by Fleming,Andrew | 04:29 | | | |
| REBOUND (OFF) by Rolfe,Nick | 04:29 | | | |
| GOOD! LAYUP by Fleming,Andrew [PNT] | 04:21 | 25-23 | H 2 | |
| BLOCK by Stevens,JaCoby | 04:11 | | | MISSED 3 PTR by Counce,Andrew |
| | 04:09 | | | REBOUND (OFF) by (TEAM) |
| | 04:09 | | | SUB IN : White,Preston |
| | 04:09 | | | SUB OUT: Nelson,David |
| | 03:58 | | | TIMEOUT media |
| SUB IN : Ferby,D'Andre | 03:58 | | | SUB IN : Galvin,Chris |
| SUB OUT: Stevens,JaCoby | 03:58 | | | SUB OUT: Fowlkes,Sam |
| | 03:32 | | | MISSED JUMPER by Galvin,Chris |
| | 03:32 | | | REBOUND (OFF) by Galvin,Chris |
| | 03:30 | 25-25 | T 2 | GOOD! JUMPER by Galvin,Chris [PNT] |
| MISSED LAYUP by Ferby,D'Andre | 02:44 | | | REBOUND (DEF) by White,Preston |
| FOUL by Ferby,D'Andre (P2T3) | 02:31 | | | |
| SUB IN : Stevens,JaCoby | 02:31 | | | |
| SUB OUT: Rolfe,Nick | 02:31 | | | |
| | 02:20 | | | TURNOVR by Galvin,Chris |
| | 02:11 | | | FOUL by Galvin,Chris (P3T2) |
| MISSED FT SHOT by Fleming,Andrew | 02:09 | | | FOUL by White,Preston (P1T3) |
| REBOUND (OFF) by (DEADBALL) | 02:09 | | | |
| GOOD! FT SHOT by Fleming,Andrew | 02:09 | 26-25 | H 1 | |
| SUB IN : Starling,Imani | 02:09 | | | |
| SUB OUT: Bone,Jordan | 02:09 | | | |
| REBOUND (DEF) by Stevens,JaCoby | 01:55 | | | MISSED JUMPER by Galvin,Chris |
| GOOD! JUMPER by Fleming,Andrew [FB] | 01:50 | 28-25 | H 3 | |
| GOOD! FT SHOT by Fleming,Andrew | 01:50 | 29-25 | H 4 | FOUL by Buford,Bailey (P2T4) |
| SUB IN : Bone,Jordan | 01:50 | | | SUB IN : Fowlkes,Sam |
| SUB OUT: Estes,Jake | 01:50 | | | SUB IN : Nelson,David |
| | 01:50 | | | SUB OUT: Counce,Andrew |
| | 01:50 | | | SUB OUT: White,Preston |
| | 01:37 | | | TURNOVR by Prather,James |
| STEAL by Stevens,JaCoby | 01:36 | | | |
| | 01:32 | | | FOUL by Fowlkes,Sam (P2T5) |
| | 01:32 | | | SUB IN : Baker,Michael |
| | 01:32 | | | SUB OUT: Prather,James |
| GOOD! JUMPER by Fleming,Andrew | 01:27 | 31-25 | H 6 | |
| FOUL by Bone,Jordan (P2T4) | 01:16 | | | |
| | 01:02 | | | TURNOVR by Fowlkes,Sam |
| STEAL by Ferby,D'Andre | 01:00 | | | |
| | 00:59 | | | FOUL by Fowlkes,Sam (P3T6) |
| MISSED DUNK by Stevens,JaCoby | 00:54 | | | |
| REBOUND (OFF) by Fleming,Andrew | 00:54 | | | |
| GOOD! FT SHOT by Fleming,Andrew | 00:52 | 32-25 | H 7 | FOUL by Fowlkes,Sam (P4T7) |
| | 00:52 | | | TIMEOUT TEAM |
| GOOD! FT SHOT by Fleming,Andrew | 00:52 | 33-25 | H 8 | |
| SUB IN : Estes,Jake | 00:52 | | | |
| SUB OUT: Fleming,Andrew | 00:52 | | | |
| FOUL by Starling,Imani (P1T5) | 00:36 | | | |
| SUB IN : Fleming,Andrew | 00:24 | | | |
| SUB OUT: Bone,Jordan | 00:24 | | | |
| FOUL by Starling,Imani (P2T6) | 00:20 | | | |
| FOUL by Estes,Jake (P2T7) | 00:08 | 33-26 | H 7 | GOOD! FT SHOT by Galvin,Chris |
| REBOUND (DEF) by Fleming,Andrew | 00:08 | | | MISSED FT SHOT by Galvin,Chris |
| SUB IN : Stigall,Will | 00:08 | | | |
| SUB IN : Settles,P.J. | 00:08 | | | |
| SUB IN : Bone,Jordan | 00:08 | | | |
| SUB OUT: Starling,Imani | 00:08 | | | |
| SUB OUT: Ferby,D'Andre | 00:08 | | | |
| SUB OUT: Estes,Jake | 00:08 | | | |
| GOOD! JUMPER by Bone,Jordan [PNT] | 00:00 | 35-26 | H 9 | |

Ensworth High School 35, Memphis University School 26

| 3rd period-only | InPaint | Pts-T/O | 2nd-Chc | FastBrk | BnchPts | Ties | Leads |
|---|---|---|---|---|---|---|---|
| Memphis University S | 6 | 2 | 2 | 0 | 0 | 2 | 1 |
| Ensworth High School | 6 | 9 | 4 | 2 | 0 | 0 | 1 |

4th PERIOD Play-by-Play (Page 1)

| HOME TEAM: Ensworth High School | TIME | SCORE | MAR | VISITORS: Memphis University S |
|---|---|---|---|---|
| SUB IN : Stevens,JaCoby | 08:00 | | | SUB IN : Fowlkes,Sam |
| SUB OUT: Rolfe,Nick | 08:00 | | | SUB IN : Blankenship,David |
| | 08:00 | | | SUB OUT: Counce,Andrew |
| | 08:00 | | | SUB OUT: Galvin,Chris |
| TURNOVR by Bone,Jordan | 07:53 | | | |
| | 07:43 | 35-28 | H 7 | GOOD! LAYUP by Nelson,David [PNT] |
| | 07:43 | | | ASSIST by Buford,Bailey |
| MISSED JUMPER by Bone,Jordan | 07:28 | | | |
| REBOUND (OFF) by Stevens,JaCoby | 07:28 | | | |
| MISSED LAYUP by Stevens,JaCoby | 07:25 | | | REBOUND (DEF) by (TEAM) |
| | 07:03 | | | TURNOVR by Blankenship,David |
| STEAL by Ferby,D'Andre | 07:01 | | | |
| GOOD! FT SHOT by Ferby,D'Andre | 06:36 | 36-28 | H 8 | FOUL by Nelson,David (P2T8) |
| GOOD! FT SHOT by Ferby,D'Andre | 06:36 | 37-28 | H 9 | |
| | 06:36 | | | SUB IN : Galvin,Chris |
| | 06:36 | | | SUB OUT: Blankenship,David |
| REBOUND (DEF) by Fleming,Andrew | 06:16 | | | MISSED JUMPER by Galvin,Chris |
| GOOD! FT SHOT by Fleming,Andrew | 06:00 | 38-28 | H 10 | FOUL by Baker,Michael (P3T9) |
| GOOD! FT SHOT by Fleming,Andrew | 06:00 | 39-28 | H 11 | |
| SUB IN : Starling,Imani | 06:00 | | | |
| SUB OUT: Estes,Jake | 06:00 | | | |
| | 05:46 | | | FOUL by Nelson,David (P3T10) |
| | 05:46 | | | TURNOVR by Nelson,David |
| | 05:46 | | | TIMEOUT TEAM |
| SUB IN : Estes,Jake | 05:46 | | | SUB IN : Prather,James |
| SUB OUT: Fleming,Andrew | 05:46 | | | SUB OUT: Nelson,David |
| TURNOVR by Starling,Imani | 05:43 | | | |
| | 05:42 | | | STEAL by Prather,James |
| FOUL by Bone,Jordan (P3T8) | 05:42 | | | MISSED FT SHOT by Prather,James |
| REBOUND (DEF) by Stevens,JaCoby | 05:42 | | | |
| GOOD! FT SHOT by Estes,Jake | 05:26 | 40-28 | H 12 | FOUL by Baker,Michael (P4T11) |
| GOOD! FT SHOT by Estes,Jake | 05:26 | 41-28 | H 13 | |
| | 05:26 | | | SUB IN : Counce,Andrew |
| | 05:26 | | | SUB OUT: Baker,Michael |
| | 05:18 | | | FOUL by Prather,James (P4T12) |
| | 05:18 | | | TURNOVR by Prather,James |
| SUB IN : Fleming,Andrew | 05:18 | | | |
| SUB OUT: Starling,Imani | 05:18 | | | |
| TURNOVR by Ferby,D'Andre | 05:09 | | | |
| | 05:06 | | | STEAL by Fowlkes,Sam |
| | 05:05 | | | TURNOVR by Fowlkes,Sam |
| STEAL by Stevens,JaCoby | 05:04 | | | |
| TIMEOUT 30sec | 05:00 | | | |
| GOOD! LAYUP by Stevens,JaCoby [PNT] | 04:39 | 43-28 | H 15 | |
| ASSIST by Estes,Jake | 04:39 | | | |
| REBOUND (DEF) by Ferby,D'Andre | 04:31 | | | MISSED 3 PTR by Buford,Bailey |
| MISSED FT SHOT by Ferby,D'Andre | 04:28 | | | FOUL by Counce,Andrew (P2T13) |
| REBOUND (OFF) by (DEADBALL) | 04:28 | | | |
| MISSED FT SHOT by Ferby,D'Andre | 04:28 | | | REBOUND (DEF) by Baker,Michael |
| | 04:28 | | | SUB IN : Baker,Michael |
| | 04:28 | | | SUB OUT: Prather,James |
| | 04:10 | 43-30 | H 13 | GOOD! LAYUP by Galvin,Chris [PNT] |
| GOOD! LAYUP by Bone,Jordan [FB/PNT] | 03:57 | 45-30 | H 15 | |
| | 03:45 | 45-33 | H 12 | GOOD! 3 PTR by Fowlkes,Sam |
| | 03:45 | | | ASSIST by Counce,Andrew |
| GOOD! FT SHOT by Fleming,Andrew | 03:31 | 46-33 | H 13 | FOUL by Buford,Bailey (P3T14) |
| GOOD! FT SHOT by Fleming,Andrew | 03:31 | 47-33 | H 14 | |
| | 03:31 | | | TIMEOUT MEDIA |
| FOUL by Bone,Jordan (P4T9) | 03:21 | 47-34 | H 13 | GOOD! FT SHOT by Fowlkes,Sam |
| | 03:21 | 47-35 | H 12 | GOOD! FT SHOT by Fowlkes,Sam |
| SUB IN : Starling,Imani | 03:21 | | | SUB IN : Blankenship,David |
| SUB OUT: Bone,Jordan | 03:21 | | | SUB OUT: Counce,Andrew |
| GOOD! FT SHOT by Fleming,Andrew | 02:53 | 48-35 | H 13 | FOUL by Buford,Bailey (P4T15) |
| MISSED FT SHOT by Fleming,Andrew | 02:53 | | | REBOUND (DEF) by (TEAM) |
| REBOUND (DEF) by Fleming,Andrew | 02:39 | | | MISSED 3 PTR by Blankenship,David |
| GOOD! LAYUP by Ferby,D'Andre [PNT] | 02:19 | 50-35 | H 15 | |
| ASSIST by Fleming,Andrew | 02:19 | | | |
| FOUL by Stevens,JaCoby (P3T10) | 01:59 | 50-36 | H 14 | GOOD! FT SHOT by Galvin,Chris |
| | 01:59 | 50-37 | H 13 | GOOD! FT SHOT by Galvin,Chris |
| SUB IN : Bone,Jordan | 01:59 | | | SUB IN : Counce,Andrew |

| | | | | |
|---|---|---|---|---|
| SUB OUT: Starling,Imani | 01:59 | | | SUB OUT: Blankenship,David |
| TURNOVR by Fleming,Andrew | 01:53 | | | STEAL by Baker,Michael |
| | 01:50 | | | MISSED 3 PTR by Buford,Bailey |
| | 01:50 | | | REBOUND (OFF) by Baker,Michael |
| | 01:46 | 50-39 | H 11 | GOOD! JUMPER by Baker,Michael [PNT] |
| | 01:45 | | | TIMEOUT TEAM |
| GOOD! FT SHOT by Bone,Jordan | 01:36 | 51-39 | H 12 | FOUL by Fowlkes,Sam (P5T16) |
| GOOD! FT SHOT by Bone,Jordan | 01:36 | 52-39 | H 13 | |
| | 01:36 | | | SUB IN : Prather,James |
| | 01:36 | | | SUB OUT: Fowlkes,Sam |
| REBOUND (DEF) by Stevens,JaCoby | 01:25 | | | MISSED LAYUP by Prather,James |
| MISSED FT SHOT by Ferby,D'Andre | 01:15 | | | FOUL by Buford,Bailey (P5T17) |
| REBOUND (OFF) by (DEADBALL) | 01:15 | | | |
| GOOD! FT SHOT by Ferby,D'Andre | 01:15 | 53-39 | H 14 | |
| | 01:15 | | | SUB IN : Jenkins,Max |
| | 01:15 | | | SUB OUT: Buford,Bailey |
| | 01:06 | | | MISSED 3 PTR by Galvin,Chris |
| | 01:06 | | | REBOUND (OFF) by Prather,James |
| FOUL by Stevens,JaCoby (P4T11) | 01:04 | 53-40 | H 13 | GOOD! FT SHOT by Prather,James |
| | 01:04 | 53-41 | H 12 | GOOD! FT SHOT by Prather,James |
| SUB IN : Settles,P.J. | 01:04 | | | SUB IN : White,Preston |
| SUB OUT: Stevens,JaCoby | 01:04 | | | SUB OUT: Prather,James |
| GOOD! FT SHOT by Fleming,Andrew | 01:01 | 54-41 | H 13 | FOUL by Counce,Andrew (P3T18) |
| GOOD! FT SHOT by Fleming,Andrew | 01:01 | 55-41 | H 14 | |
| SUB IN : Cambridge,Desmond | 01:01 | | | |
| SUB OUT: Settles,P.J. | 01:01 | | | |
| | 00:49 | 55-43 | H 12 | GOOD! LAYUP by Galvin,Chris [PNT] |
| FOUL by Cambridge,Desmond (P3T12) | 00:49 | 55-44 | H 11 | GOOD! FT SHOT by Galvin,Chris |
| SUB IN : Settles,P.J. | 00:49 | | | SUB IN : Prather,James |
| SUB OUT: Cambridge,Desmond | 00:49 | | | SUB OUT: Baker,Michael |
| MISSED FT SHOT by Fleming,Andrew | 00:35 | | | FOUL by White,Preston (P2T19) |
| REBOUND (OFF) by (DEADBALL) | 00:35 | | | |
| MISSED FT SHOT by Fleming,Andrew | 00:35 | | | REBOUND (DEF) by White,Preston |
| REBOUND (DEF) by Settles,P.J. | 00:26 | | | MISSED 3 PTR by Galvin,Chris |
| | 00:22 | | | FOUL by White,Preston (P3T20) |
| | 00:22 | | | TIMEOUT 30sec |
| GOOD! FT SHOT by Settles,P.J. | 00:22 | 56-44 | H 12 | |
| GOOD! FT SHOT by Settles,P.J. | 00:22 | 57-44 | H 13 | |
| SUB IN : Rolfe,Nick | 00:22 | | | SUB IN : Blankenship,David |
| SUB OUT: Settles,P.J. | 00:22 | | | SUB IN : Galvin,Owen |
| | 00:22 | | | SUB OUT: Galvin,Chris |
| | 00:22 | | | SUB OUT: Counce,Andrew |
| | 00:13 | | | MISSED JUMPER by Galvin,Owen |
| | 00:13 | | | REBOUND (OFF) by White,Preston |
| | 00:10 | 57-46 | H 11 | GOOD! LAYUP by White,Preston [PNT] |
| FOUL by Rolfe,Nick (P3T13) | 00:10 | | | MISSED FT SHOT by White,Preston |
| REBOUND (DEF) by Cambridge,Desmond | 00:10 | | | |
| SUB IN : Barnett,Brett | 00:10 | | | |
| SUB IN : Stigall,Will | 00:10 | | | |
| SUB IN : Bright,Will | 00:10 | | | |
| SUB IN : Starling,Imani | 00:10 | | | |
| SUB IN : Cambridge,Desmond | 00:10 | | | |
| SUB OUT: Rolfe,Nick | 00:10 | | | |
| SUB OUT: Ferby,D'Andre | 00:10 | | | |
| SUB OUT: Estes,Jake | 00:10 | | | |
| SUB OUT: Fleming,Andrew | 00:10 | | | |
| SUB OUT: Bone,Jordan | 00:10 | | | |
| MISSED JUMPER by Cambridge,Desmond | 00:00 | | | |
| REBOUND (OFF) by (DEADBALL) | 00:00 | | | |

Ensworth High School 57, Memphis University School 46

| 4th period-only | InPaint | Pts-T/O | 2nd-Chc | FastBrk | BnchPts | Ties | Leads |
|---|---|---|---|---|---|---|---|
| Memphis University S | 10 | 4 | 6 | 0 | 9 | 0 | 0 |
| Ensworth High School | 6 | 4 | 0 | 2 | 4 | 0 | 0 |

# 2007 Division II State Boys' Basketball Tournament

## February 28 - March 3, 2007 · Allen Arena - Lispcomb University - Nashville, TN

**Game 1**
Wed. Feb. 28 12:30 PM

| | |
|---|---|
| Baylor (11-14) | 56 |
| Briarcrest (27-7) | 54 |

**Game 2**
Wed. Feb. 28 7:00 PM

| | |
|---|---|
| St. George's (23-5) | 67 |
| Brentwood Academy (23-3) | 62 |

**Game 3**
Thu. Mar. 1 1:30 PM

| | |
|---|---|
| MUS (22-9) | 53 |
| Pope John Paul (16-14) | 37 |

**Game 4**
Thu. Mar. 1 7:00 PM

| | |
|---|---|
| McCallie (24-4) | 53 |
| Ensworth (12-14) | 35 |

**Game 5**
Fri. Mar. 2 1:30 PM

| | |
|---|---|
| Baylor | 52 |
| St. George's | 57 |

**Game 6**
Fri. Mar. 2 7:00 PM

| | |
|---|---|
| MUS | 65 |
| McCallie | 54 |

**Game 7**
Sat. Mar. 3 2:30 PM

| | |
|---|---|
| St. George's | 50 |
| MUS | 70 |

**MUS**
STATE CHAMPION

OFFICIAL BASKETBALL BOX SCORE -- G A M E  T O T A L S
Pope John Paul II High School vs Memphis University School
03/01/07 01:30pm at Nashville, Tenn. (Allen Arena, Lipscomb)

VISITORS: Pope John Paul II High School 16-15

| No. | N A M E | | TOT-FG FG | TOT-FG FGA | 3-PT FG | 3-PT FGA | FT | FTA | REBOUNDS OF | REBOUNDS DE | REBOUNDS TOT | PF | TP | A | TO | BLK | S | MIN |
|---|---|---|---|---|---|---|---|---|---|---|---|---|---|---|---|---|---|---|
| 10 | Catignani, Stephen | g | 0 | 1 | 0 | 1 | 3 | 5 | 3 | 0 | 3 | 3 | 3 | 1 | 3 | 0 | 0 | 23 |
| 11 | Wynne, Chris | f | 3 | 10 | 2 | 6 | 3 | 4 | 1 | 1 | 2 | 3 | 11 | 1 | 2 | 0 | 1 | 29 |
| 12 | Vicente, Jonathon | | 0 | 0 | 0 | 0 | 0 | 0 | 0 | 0 | 0 | 0 | 0 | 0 | 0 | 0 | 0 | 1 |
| 15 | Fortier, Thomas | | 3 | 6 | 2 | 5 | 0 | 2 | 1 | 2 | 3 | 2 | 8 | 1 | 1 | 0 | 0 | 22 |
| 20 | Williams, Alan | g | 0 | 0 | 0 | 0 | 1 | 2 | 0 | 1 | 1 | 5 | 1 | 2 | 3 | 0 | 4 | 17 |
| 21 | Pagan-Rodriguez, Lou | | 0 | 0 | 0 | 0 | 0 | 0 | 0 | 0 | 0 | 1 | 0 | 0 | 2 | 0 | 0 | 3 |
| 23 | Wilson, Devin | | 0 | 1 | 0 | 0 | 2 | 2 | 0 | 2 | 2 | 1 | 2 | 0 | 0 | 0 | 1 | 5 |
| 24 | Tate, Wesley | f | 4 | 11 | 1 | 4 | 1 | 4 | 1 | 6 | 7 | 5 | 10 | 1 | 3 | 1 | 1 | 25 |
| 25 | Allen, Tyler | | 0 | 1 | 0 | 0 | 0 | 0 | 0 | 0 | 0 | 1 | 0 | 0 | 0 | 0 | 0 | 9 |
| 31 | Burns, Adam | | 0 | 0 | 0 | 0 | 0 | 0 | 0 | 0 | 0 | 0 | 0 | 0 | 0 | 0 | 0 | 1 |
| 33 | Lovett, Josh | g | 0 | 3 | 0 | 1 | 0 | 0 | 0 | 2 | 2 | 3 | 0 | 0 | 3 | 0 | 0 | 12 |
| 42 | Travaglini, Ty | | 0 | 1 | 0 | 0 | 0 | 0 | 0 | 2 | 2 | 3 | 0 | 0 | 0 | 0 | 0 | 6 |
| 44 | Grasser, Kyle | | 1 | 1 | 0 | 0 | 0 | 0 | 1 | 1 | 2 | 0 | 2 | 0 | 0 | 0 | 1 | 7 |
| TEAM | ..... | | | | | | | | 1 | 0 | 1 | | | | | | | |
| TOTALS | | | 11 | 35 | 5 | 17 | 10 | 19 | 8 | 17 | 25 | 27 | 37 | 6 | 17 | 1 | 8 | 160 |

| | | | | | | | | |
|---|---|---|---|---|---|---|---|---|
| TOTAL FG% 1st Half: | 8-19 | .421 | 2nd Half: | 3-16 | .188 | Game: | .314 | DEADBALL |
| 3-Pt. FG% 1st Half: | 4- 9 | .444 | 2nd Half: | 1- 8 | .125 | Game: | .294 | REBOUNDS |
| F Throw % 1st Half: | 2- 2 | 1.000 | 2nd Half: | 8-17 | .471 | Game: | .526 | 3, 1 |

HOME TEAM: Memphis University School 23-9

| No. | N A M E | | TOT-FG FG | TOT-FG FGA | 3-PT FG | 3-PT FGA | FT | FTA | REBOUNDS OF | REBOUNDS DE | REBOUNDS TOT | PF | TP | A | TO | BLK | S | MIN |
|---|---|---|---|---|---|---|---|---|---|---|---|---|---|---|---|---|---|---|
| 04 | Brown, Jordan | | 0 | 3 | 0 | 0 | 0 | 0 | 1 | 2 | 3 | 1 | 0 | 2 | 3 | 1 | 0 | 14 |
| 05 | May, Philip | | 0 | 0 | 0 | 0 | 0 | 1 | 1 | 0 | 1 | 0 | 0 | 0 | 1 | 0 | 0 | 3 |
| 10 | Amagliani, Louis | g | 2 | 5 | 0 | 0 | 5 | 7 | 3 | 3 | 6 | 2 | 9 | 0 | 3 | 0 | 3 | 26 |
| 11 | Cole, Elliott | g | 4 | 8 | 2 | 5 | 4 | 5 | 1 | 0 | 1 | 3 | 14 | 1 | 2 | 0 | 1 | 28 |
| 15 | Gray, Kevin | | 0 | 0 | 0 | 0 | 0 | 1 | 0 | 1 | 1 | 0 | 0 | 0 | 1 | 0 | 0 | 2 |
| 20 | Pryor, Will | | 0 | 1 | 0 | 0 | 0 | 0 | 0 | 0 | 0 | 0 | 0 | 0 | 0 | 0 | 0 | 1 |
| 22 | Reed, Taylor | g | 0 | 4 | 0 | 1 | 0 | 0 | 1 | 3 | 4 | 2 | 0 | 0 | 1 | 0 | 1 | 17 |
| 25 | Hall, Ferrakohn | f | 6 | 9 | 0 | 0 | 3 | 4 | 3 | 4 | 7 | 4 | 15 | 0 | 1 | 1 | 1 | 27 |
| 30 | Mirza, Naveed | | 0 | 0 | 0 | 0 | 0 | 0 | 0 | 0 | 0 | 0 | 0 | 0 | 0 | 0 | 0 | 1 |
| 33 | Counce, Stephen | | 0 | 0 | 0 | 0 | 0 | 0 | 1 | 0 | 1 | 0 | 0 | 0 | 1 | 0 | 0 | 1 |
| 35 | Counce, Robert | | 3 | 3 | 0 | 0 | 4 | 6 | 0 | 2 | 2 | 4 | 10 | 1 | 1 | 0 | 1 | 16 |
| 40 | Bomar, Adam | | 0 | 0 | 0 | 0 | 0 | 0 | 0 | 1 | 1 | 0 | 0 | 0 | 0 | 0 | 0 | 1 |
| 44 | Cunningham, Dylan | | 0 | 1 | 0 | 0 | 0 | 0 | 0 | 0 | 0 | 1 | 0 | 0 | 0 | 0 | 0 | 1 |
| 50 | Stokes, John | f | 1 | 1 | 0 | 0 | 3 | 8 | 1 | 6 | 7 | 3 | 5 | 3 | 2 | 0 | 0 | 22 |
| TEAM | ..... | | | | | | | | 0 | 0 | 0 | | | | | | | |
| TOTALS | | | 16 | 35 | 2 | 6 | 19 | 32 | 12 | 22 | 34 | 20 | 53 | 7 | 16 | 2 | 7 | 160 |

| | | | | | | | | |
|---|---|---|---|---|---|---|---|---|
| TOTAL FG% 1st Half: | 7-13 | .538 | 2nd Half: | 9-22 | .409 | Game: | .457 | DEADBALL |
| 3-Pt. FG% 1st Half: | 2- 4 | .500 | 2nd Half: | 0- 2 | .000 | Game: | .333 | REBOUNDS |
| F Throw % 1st Half: | 7-12 | .583 | 2nd Half: | 12-20 | .600 | Game: | .594 | 2 |

OFFICIALS:
TECHNICAL FOULS:
Pope John Paul II High School - none
Memphis University School - none
ATTENDANCE:

| SCORE BY PERIODS: | 1st | 2nd | 3rd | 4th | OT1 | OT2 | TOTAL |
|---|---|---|---|---|---|---|---|
| Pope John Paul II High School | 7 | 15 | 6 | 9 | | | 37 |
| Memphis University School | 14 | 9 | 12 | 18 | | | 53 |

TSSAA Division II Boys State Tournament Quarterfinals - Game #3



| HOME TEAM: Memphis University | TIME | SCORE | MAR | VISITORS: Pope John Paul II H |
|---|---|---|---|---|

| | | | | |
|---|---|---|---|---|
| missed JUMPER by Amagliani, Lo | 07:37 | | | |
| | 07:37 | | | REBOUND(DEF) by Lovett, Josh |
| | 07:29 | | | missed 3-PNTR by Tate, Wesley |
| REBOUND(DEF) by Stokes, John | 07:29 | | | |
| made JUMPER by Cole, Elliott | 06:56 | 2-0 | H 2 | |
| | 06:26 | 2-3 | V 1 | made 3-PNTR by Wynne, Chris |
| missed JUMPER by Amagliani, Lo | 06:11 | | | |
| | 06:11 | | | REBOUND(DEF) by Tate, Wesley |
| | 05:32 | | | missed 3-PNTR by Wynne, Chris |
| REBOUND(DEF) by Hall, Ferrako | 05:32 | | | |
| TURNOVER by Amagliani, Lo | 05:18 | | | |
| | 05:18 | | | STEAL by Tate, Wesley |
| FOUL on Hall, Ferrako(P1T1) | 05:18 | | | |
| | 04:30 | | | missed 3-PNTR by Lovett, Josh |
| REBOUND(DEF) by Hall, Ferrako | 04:30 | | | |
| | 04:23 | | | FOUL on Lovett, Josh (P1T1) |
| made F THROW by Cole, Elliott | 04:23 | 3-3 | T 1 | |
| missd F THROW by Cole, Elliott | 04:23 | | | |
| REBOUND(OFF) by Reed, Taylor | 04:23 | | | |
| missed LAYUP by Reed, Taylor | 04:21 | | | |
| REBOUND(OFF) by Amagliani, Lo | 04:21 | | | |
| | 04:18 | | | FOUL on Wynne, Chris (P1T2) |
| TURNOVER by Hall, Ferrako | 04:15 | | | |
| | 03:44 | | | missed JUMPER by Wynne, Chris |
| REBOUND(DEF) by Amagliani, Lo | 03:44 | | | |
| TURNOVER by Stokes, John | 03:30 | | | |
| | 03:26 | 3-5 | V 2 | made JUMPER by Tate, Wesley |
| made 3-PNTR by Cole, Elliott | 03:12 | 6-5 | H 1 | |
| ASSIST by Stokes, John | 03:12 | | | |
| | 02:54 | | | TURNOVER by Wynne, Chris |
| STEAL by Hall, Ferrako | 02:53 | | | |
| TURNOVER by Cole, Elliott | 02:51 | | | |
| | 02:49 | | | STEAL by Williams, Ala |
| | 02:44 | | | missed LAYUP by Wynne, Chris |
| REBOUND(DEF) by Reed, Taylor | 02:44 | | | |
| made LAYUP by Amagliani, Lo | 02:34 | 8-5 | H 3 | |
| ASSIST by Stokes, John | 02:34 | | | |
| | 02:22 | | | --- 20sec TIMEOUT --- |
| | 02:13 | | | TURNOVER by Lovett, Josh |
| STEAL by Counce, Rober | 02:12 | | | |
| | 02:09 | | | FOUL on Lovett, Josh (P2T3) |
| TURNOVER by Amagliani, Lo | 02:01 | | | |
| | 01:59 | | | STEAL by Wilson, Devin |
| | 01:45 | | | TURNOVER by Williams, Ala |
| made LAYUP by Cole, Elliott | 01:40 | 10-5 | H 5 | |
| | 01:40 | | | FOUL on Williams, Ala(P1T4) |
| made F THROW by Cole, Elliott | 01:40 | 11-5 | H 6 | |
| | 01:15 | | | missed 3-PNTR by Fortier, Thom |
| | 01:15 | | | REBOUND(OFF) by Wynne, Chris |
| | 00:41 | | | TURNOVER by Williams, Ala |
| STEAL by Amagliani, Lo | 00:40 | | | |
| | 00:40 | | | FOUL on Wilson, Devin(P1T5) |
| | 00:29 | | | FOUL on Pagan-Rodrigu(P1T6) |
| made 3-PNTR by Cole, Elliott | 00:27 | 14-5 | H 9 | |
| ASSIST by Stokes, John | 00:27 | | | |
| | 00:09 | 14-7 | H 7 | made LAYUP by Tate, Wesley |

SCORE: Memphis University School 14 Pope John Paul II High School 7

Pope John Paul II Hi vs Memphis University S 03/01/07 01:30pm

- - -S E C O N D Q U A R T E R P L A Y B Y P L A Y- - - PAGE 001

| HOME TEAM: Memphis University | TIME | SCORE | MAR | VISITORS: Pope John Paul II H |
|---|---|---|---|---|
| | 07:44 | 14-10 | H 4 | made 3-PNTR by Wynne, Chris |
| | 07:44 | | | ASSIST by Fortier, Thom |
| | 07:31 | | | FOUL on Fortier, Thom(P1T7) |
| missd F THROW by Gray, Kevin | 07:31 | | | |
| | 07:31 | | | REBOUND(DEF) by Tate, Wesley |
| FOUL on Stokes, John (P1T2) | 07:07 | | | |
| | 07:06 | 14-12 | H 2 | made JUMPER by Fortier, Thom |

| | | | | |
|---|---|---|---|---|
| | 07:06 | | | ASSIST by Williams, Ala |
| FOUL on Brown, Jordan(P1T3) | 06:49 | | | |
| TURNOVER by Brown, Jordan | 06:49 | | | |
| FOUL on Counce, Rober(P1T4) | 06:37 | | | |
| | 06:37 | 14-13 | H 1 | made F THROW by Catignani, St |
| | 06:37 | 14-14 | T 1 | made F THROW by Catignani, St |
| missed 3-PNTR by Cole, Elliott | 06:25 | | | |
| REBOUND(OFF) by Stokes, John | 06:25 | | | |
| | 06:22 | | | FOUL on Travaglini, T(P1T8) |
| missd F THROW by Stokes, John | 06:22 | | | |
| | 06:22 | | | REBOUND(DEF) by Grasser, Kyle |
| | 05:51 | | | missed JUMPER by Tate, Wesley |
| REBOUND(DEF) by Reed, Taylor | 05:51 | | | |
| TURNOVER by Cole, Elliott | 05:42 | | | |
| | 05:25 | 14-16 | V 2 | made JUMPER by Grasser, Kyle |
| | 05:25 | | | ASSIST by Wynne, Chris |
| made LAYUP by Amagliani, Lo | 05:09 | 16-16 | T 2 | |
| | 05:09 | | | FOUL on Tate, Wesley (P1T9) |
| made F THROW by Amagliani, Lo | 05:09 | 17-16 | H 1 | |
| | 04:51 | 17-19 | V 2 | made 3-PNTR by Fortier, Thom |
| | 04:51 | | | ASSIST by Williams, Ala |
| | 04:34 | | | FOUL on Williams, Ala(P2T10) |
| --- 20sec TIMEOUT --- | 04:34 | | | |
| made F THROW by Cole, Elliott | 04:34 | 18-19 | V 1 | |
| made F THROW by Cole, Elliott | 04:34 | 19-19 | T 3 | |
| | 03:55 | | | missed JUMPER by Tate, Wesley |
| BLOCKED by Hall, Ferrako | 03:55 | | | |
| | 03:53 | | | REBOUND(OFF) by Catignani, St |
| | 03:38 | | | missed 3-PNTR by Wynne, Chris |
| REBOUND(DEF) by Reed, Taylor | 03:38 | | | |
| missed 3-PNTR by Reed, Taylor | 03:28 | | | |
| | 03:17 | 19-22 | V 3 | made 3-PNTR by Fortier, Thom |
| | 03:17 | | | ASSIST by Tate, Wesley |
| made LAYUP by Hall, Ferrako | 03:00 | 21-22 | V 1 | |
| | 02:36 | | | TURNOVER by Tate, Wesley |
| missed JUMPER by Hall, Ferrako | 02:31 | | | |
| | 02:31 | | | REBOUND(DEF) by Tate, Wesley |
| | 01:43 | | | missed JUMPER by Allen, Tyler |
| REBOUND(DEF) by Stokes, John | 01:43 | | | |
| | 01:41 | | | FOUL on Allen, Tyler (P1T11) |
| missd F THROW by Stokes, John | 01:41 | | | |
| missd F THROW by Stokes, John | 01:41 | | | |
| | 01:41 | | | REBOUND(DEF) by Tate, Wesley |
| FOUL on Stokes, John (P2T5) | 01:20 | | | |
| FOUL on Amagliani, Lo(P1T6) | 01:06 | | | |
| | 00:52 | | | TURNOVER by Pagan-Rodrigu |
| STEAL by Amagliani, Lo | 00:51 | | | |
| | 00:49 | | | FOUL on Wynne, Chris (P2T12) |
| made F THROW by Amagliani, Lo | 00:49 | 22-22 | T 4 | |
| made F THROW by Amagliani, Lo | 00:49 | 23-22 | H 1 | |
| | 00:04 | | | missed JUMPER by Lovett, Josh |
| REBOUND(DEF) by Counce, Rober | 00:04 | | | |

SCORE: Memphis University School 23 Pope John Paul II High School 22

Pope John Paul II Hi vs Memphis University S 03/01/07 01:30pm
- - - T H I R D Q U A R T E R P L A Y B Y P L A Y - - - PAGE 001

| HOME TEAM: Memphis University | TIME | SCORE | MAR | VISITORS: Pope John Paul II H |
|---|---|---|---|---|
| TURNOVER by Stokes, John | 07:48 | | | |
| | 07:47 | | | STEAL by Williams, Ala |
| | 07:44 | | | TURNOVER by Williams, Ala |
| STEAL by Reed, Taylor | 07:42 | | | |
| TURNOVER by Reed, Taylor | 07:38 | | | |
| | 07:28 | | | missed JUMPER by Tate, Wesley |
| REBOUND(DEF) by Stokes, John | 07:28 | | | |
| | 07:25 | | | FOUL on Tate, Wesley (P2T1) |
| made JUMPER by Hall, Ferrako | 07:08 | 25-22 | H 3 | |
| FOUL on Stokes, John (P3T1) | 06:38 | | | |
| | 06:38 | 25-23 | H 2 | made F THROW by Wynne, Chris |

| | | | | |
|---|---|---|---|---|
| | 06:38 | | | missd F THROW by Wynne, Chris |
| | 06:38 | | | REBOUND(OFF) by Catignani, St |
| FOUL on Hall, Ferrako(P2T2) | 06:31 | | | |
| | 06:31 | | | missd F THROW by Tate, Wesley |
| | 06:30 | | | missd F THROW by Tate, Wesley |
| REBOUND(DEF) by Counce, Rober | 06:30 | | | |
| | 06:10 | | | FOUL on Lovett, Josh (P3T2) |
| missed LAYUP by Amagliani, Lo | 06:09 | | | |
| REBOUND(OFF) by Amagliani, Lo | 06:09 | | | |
| | 06:06 | | | FOUL on Williams, Ala(P3T3) |
| made F THROW by Amagliani, Lo | 06:06 | 26-23 | H 3 | |
| missd F THROW by Amagliani, Lo | 06:06 | | | |
| REBOUND(OFF) by Cole, Elliott | 06:06 | | | |
| FOUL on Counce, Rober(P2T3) | 05:58 | | | |
| TURNOVER by Counce, Rober | 05:58 | | | |
| | 05:32 | | | TURNOVER by Catignani, St |
| STEAL by Cole, Elliott | 05:31 | | | |
| made LAYUP by Counce, Rober | 05:28 | 28-23 | H 5 | |
| ASSIST by Cole, Elliott | 05:28 | | | |
| | 05:28 | | | FOUL on Catignani, St(P1T4) |
| | 05:28 | | | --- 20sec TIMEOUT --- |
| missd F THROW by Counce, Rober | 05:28 | | | |
| | 05:28 | | | REBOUND(DEF) by Travaglini, T |
| FOUL on Cole, Elliott(P1T4) | 05:26 | | | |
| | 04:45 | 28-26 | H 2 | made 3-PNTR by Tate, Wesley |
| | 04:45 | | | ASSIST by Catignani, St |
| --- 20sec TIMEOUT --- | 04:32 | | | |
| missed 3-PNTR by Cole, Elliott | 04:29 | | | |
| REBOUND(OFF) by Brown, Jordan | 04:29 | | | |
| TURNOVER by Brown, Jordan | 04:26 | | | |
| | 04:26 | | | STEAL by Grasser, Kyle |
| FOUL on Cole, Elliott(P2T5) | 03:54 | | | |
| | 03:53 | | | TURNOVER by Catignani, St |
| made JUMPER by Hall, Ferrako | 03:32 | 30-26 | H 4 | |
| ASSIST by Brown, Jordan | 03:32 | | | |
| FOUL on Hall, Ferrako(P3T6) | 03:09 | | | |
| | 02:48 | | | missed 3-PNTR by Tate, Wesley |
| REBOUND(DEF) by Stokes, John | 02:48 | | | |
| missed LAYUP by Cole, Elliott | 02:41 | | | |
| | 02:41 | | | REBOUND(DEF) by Wynne, Chris |
| | 02:33 | 30-28 | H 2 | made JUMPER by Wynne, Chris |
| made LAYUP by Counce, Rober | 02:17 | 32-28 | H 4 | |
| | 01:54 | | | missed JUMPER by Tate, Wesley |
| | 01:54 | | | REBOUND(OFF) by Grasser, Kyle |
| | 01:40 | | | missed JUMPER by Travaglini, T |
| | 01:40 | | | REBOUND(OFF) by Fortier, Thom |
| FOUL on Counce, Rober(P3T7) | 01:37 | | | |
| | 01:37 | | | missd F THROW by Fortier, Thom |
| REBOUND(DEF) by Amagliani, Lo | 01:37 | | | |
| | 01:25 | | | FOUL on Travaglini, T(P2T5) |
| made LAYUP by Counce, Rober | 01:20 | 34-28 | H 6 | |
| | 01:20 | | | FOUL on Travaglini, T(P3T6) |
| missd F THROW by Counce, Rober | 01:20 | | | |
| | 01:20 | | | REBOUND(DEF) by Travaglini, T |
| | 00:53 | | | TURNOVER by Tate, Wesley |
| missed 3-PNTR by Cole, Elliott | 00:42 | | | |
| | 00:42 | | | REBOUND(DEF) by Fortier, Thom |
| FOUL on Cole, Elliott(P3T8) | 00:38 | | | |
| | 00:38 | | | missd F THROW by Fortier, Thom |
| REBOUND(DEF) by Stokes, John | 00:38 | | | |
| | 00:26 | | | FOUL on Tate, Wesley (P3T7) |
| missd F THROW by Stokes, John | 00:26 | | | |
| made F THROW by Stokes, John | 00:26 | 35-28 | H 7 | |
| | 00:05 | | | TURNOVER by Fortier, Thom |

SCORE: Memphis University School 35 Pope John Paul II High School 28

| HOME TEAM: Memphis University | TIME | SCORE | MAR | VISITORS: Pope John Paul II H |
|---|---|---|---|---|
| TURNOVER by Gray, Kevin | 07:53 | | | |
| | 07:52 | | | STEAL by Williams, Ala |
| | 07:49 | | | missed JUMPER by Lovett, Josh |
| | 07:49 | | | REBOUND(OFF) by Catignani, St |
| FOUL on Reed, Taylor (P1T9) | 07:47 | | | |
| | 07:47 | | | missd F THROW by Catignani, St |
| REBOUND(DEF) by Gray, Kevin | 07:47 | | | |
| missed LAYUP by Reed, Taylor | 07:39 | | | |
| | 07:39 | | | BLOCKED by Tate, Wesley |
| | 07:37 | | | REBOUND(DEF) by Williams, Ala |
| FOUL on Reed, Taylor (P2T10) | 07:20 | | | |
| | 07:20 | | | missd F THROW by Tate, Wesley |
| | 07:20 | 35-29 | H 6 | made F THROW by Tate, Wesley |
| missed JUMPER by Reed, Taylor | 06:55 | | | |
| | 06:55 | | | REBOUND(DEF) by Lovett, Josh |
| FOUL on Amagliani, Lo(P2T11) | 06:47 | | | |
| | 06:47 | | | missd F THROW by Catignani, St |
| | 06:47 | 35-30 | H 5 | made F THROW by Catignani, St |
| TURNOVER by Amagliani, Lo | 06:34 | | | |
| | 06:32 | | | STEAL by Wynne, Chris |
| FOUL on Counce, Rober(P4T12) | 06:28 | | | |
| --- TIMEOUT # 1 --- | 06:28 | | | |
| | 06:28 | 35-31 | H 4 | made F THROW by Williams, Ala |
| | 06:28 | | | missd F THROW by Williams, Ala |
| REBOUND(DEF) by Amagliani, Lo | 06:28 | | | |
| | 06:11 | | | FOUL on Wynne, Chris (P3T8) |
| missd F THROW by Amagliani, Lo | 06:11 | | | |
| | 06:11 | | | REBOUND(DEF) by Tate, Wesley |
| | 06:01 | | | missed 3-PNTR by Fortier, Thom |
| | 05:43 | | | TURNOVER by Tate, Wesley |
| made LAYUP by Stokes, John | 05:27 | 37-31 | H 6 | |
| ASSIST by Counce, Rober | 05:27 | | | |
| | 05:27 | | | FOUL on Williams, Ala(P4T9) |
| made F THROW by Stokes, John | 05:27 | 38-31 | H 7 | |
| | 05:10 | | | missed JUMPER by Wynne, Chris |
| REBOUND(DEF) by Stokes, John | 05:10 | | | |
| | 05:05 | | | FOUL on Fortier, Thom(P2T10) |
| made F THROW by Stokes, John | 05:05 | 39-31 | H 8 | |
| missd F THROW by Stokes, John | 05:05 | | | |
| REBOUND(OFF) by Amagliani, Lo | 05:01 | | | |
| missed LAYUP by Brown, Jordan | 04:50 | | | |
| REBOUND(OFF) by Hall, Ferrako | 04:50 | | | |
| missed LAYUP by Hall, Ferrako | 04:47 | | | |
| REBOUND(OFF) by Hall, Ferrako | 04:47 | | | |
| made TIP-IN by Hall, Ferrako | 04:42 | 41-31 | H10 | |
| | 04:33 | | | --- TIMEOUT # 1 --- |
| | 04:30 | | | TURNOVER by Wynne, Chris |
| STEAL by Amagliani, Lo | 04:30 | | | |
| | 04:30 | | | FOUL on Tate, Wesley (P4T11) |
| made F THROW by Amagliani, Lo | 04:30 | 42-31 | H11 | |
| missd F THROW by May, Philip | 04:30 | | | |
| | 04:30 | | | REBOUND(DEF) by Tate, Wesley |
| | 04:13 | | | TURNOVER by Lovett, Josh |
| TURNOVER by Brown, Jordan | 04:05 | | | |
| | 04:03 | | | STEAL by Williams, Ala |
| | 03:50 | | | missed 3-PNTR by Tate, Wesley |
| REBOUND(DEF) by Brown, Jordan | 03:50 | | | |
| missed LAYUP by Hall, Ferrako | 03:41 | | | |
| | 03:41 | | | REBOUND(DEF) by Fortier, Thom |
| | 03:31 | | | missed 3-PNTR by Wynne, Chris |
| | 03:31 | | | REBOUND(OFF) by Tate, Wesley |
| | 03:25 | 42-33 | H 9 | made LAYUP by Tate, Wesley |
| made JUMPER by Hall, Ferrako | 03:07 | 44-33 | H11 | |
| ASSIST by Brown, Jordan | 03:07 | | | |
| | 02:53 | | | missed 3-PNTR by Wynne, Chris |
| REBOUND(DEF) by Brown, Jordan | 02:53 | | | |
| missed LAYUP by Brown, Jordan | 02:46 | | | |
| REBOUND(OFF) by May, Philip | 02:46 | | | |

| | | | | |
|---|---|---|---|---|
| | 02:42 | | | FOUL on Williams, Ala(P5T12) |
| made F THROW by Hall, Ferrako | 02:42 | 45-33 | H12 | |
| missd F THROW by Hall, Ferrako | 02:42 | | | |
| | 02:42 | | | REBOUND(DEF) by Wilson, Devin |
| | 02:25 | | | missed 3-PNTR by Catignani, St |
| BLOCKED by Brown, Jordan | 02:25 | | | |
| REBOUND(DEF) by Hall, Ferrako | 02:21 | | | |
| TURNOVER by May, Philip | 02:19 | | | |
| FOUL on Hall, Ferrako(P4T13) | 02:09 | | | |
| | 02:09 | 45-34 | H11 | made F THROW by Wynne, Chris |
| | 02:09 | 45-35 | H10 | made F THROW by Wynne, Chris |
| | 02:03 | | | FOUL on Tate, Wesley (P5T13) |
| made F THROW by Hall, Ferrako | 02:03 | 46-35 | H11 | |
| made F THROW by Hall, Ferrako | 02:03 | 47-35 | H12 | |
| | 01:54 | | | missed 3-PNTR by Fortier, Thom |
| REBOUND(DEF) by Hall, Ferrako | 01:54 | | | |
| | 01:43 | | | FOUL on Catignani, St(P2T14) |
| made F THROW by Counce, Rober | 01:43 | 48-35 | H13 | |
| made F THROW by Counce, Rober | 01:43 | 49-35 | H14 | |
| | 01:33 | | | TURNOVER by Catignani, St |
| | 01:31 | | | FOUL on Catignani, St(P3T15) |
| made F THROW by Counce, Rober | 01:31 | 50-35 | H15 | |
| made F THROW by Counce, Rober | 01:31 | 51-35 | H16 | |
| | 01:25 | | | TURNOVER by Lovett, Josh |
| missed LAYUP by Brown, Jordan | 01:09 | | | |
| REBOUND(OFF) by Hall, Ferrako | 01:09 | | | |
| made TIP-IN by Hall, Ferrako | 01:05 | 53-35 | H18 | |
| | 01:02 | | | TURNOVER by Pagan-Rodrigu |
| | 01:02 | | | --- TIMEOUT # 2 --- |
| missed JUMPER by Cunningham, D | 00:45 | | | |
| | 00:45 | | | REBOUND(DEF) by Wilson, Devin |
| FOUL on Cunningham, D(P1T14) | 00:33 | | | |
| | 00:20 | 53-36 | H17 | made F THROW by Wilson, Devin |
| | 00:20 | 53-37 | H16 | made F THROW by Wilson, Devin |
| missed JUMPER by Pryor, Will | 00:10 | | | |
| REBOUND(OFF) by Counce, Steph | 00:10 | | | |
| TURNOVER by Counce, Steph | 00:07 | | | |
| | 00:03 | | | missed JUMPER by Wilson, Devin |
| REBOUND(DEF) by Bomar, Adam | 00:03 | | | |

SCORE: Memphis University School 53 Pope John Paul II High School 37

OFFICIAL BASKETBALL BOX SCORE -- G A M E  T O T A L S
McCallie School vs Memphis University School
03/02/07 07:00pm at Nashville, Tenn. (Allen Arena, Lipscomb)

---

VISITORS: McCallie School 25-5

| No. | N A M E | | TOT-FG FG | TOT-FG FGA | 3-PT FG | 3-PT FGA | FT | FTA | REBOUNDS OF | REBOUNDS DE | REBOUNDS TOT | PF | TP | A | TO | BLK | S | MIN |
|---|---|---|---|---|---|---|---|---|---|---|---|---|---|---|---|---|---|---|
| 22 | Newman, Johnny | f | 0 | 2 | 0 | 0 | 0 | 0 | 2 | 2 | 4 | 3 | 0 | 1 | 3 | 0 | 1 | 16 |
| 40 | Anderson, Ron | f | 4 | 10 | 0 | 1 | 4 | 6 | 4 | 7 | 11 | 3 | 12 | 0 | 2 | 3 | 1 | 31 |
| 05 | Dozier, Walter | g | 2 | 6 | 0 | 1 | 1 | 2 | 0 | 4 | 4 | 5 | 5 | 2 | 6 | 0 | 3 | 18 |
| 10 | Taylor, Jessie | g | 3 | 11 | 2 | 5 | 5 | 7 | 2 | 0 | 2 | 2 | 13 | 1 | 1 | 0 | 1 | 25 |
| 15 | Bradford, Joel | g | 4 | 5 | 4 | 5 | 4 | 4 | 1 | 0 | 1 | 1 | 16 | 0 | 5 | 0 | 2 | 26 |
| 04 | Wiseman, Lucas | | 1 | 1 | 0 | 0 | 0 | 0 | 0 | 0 | 0 | 0 | 2 | 0 | 0 | 0 | 0 | 2 |
| 12 | Wells, John | | 0 | 0 | 0 | 0 | 0 | 0 | 1 | 0 | 1 | 0 | 0 | 0 | 0 | 0 | 0 | 1 |
| 14 | Brock, John | | 0 | 1 | 0 | 0 | 0 | 0 | 0 | 0 | 0 | 0 | 0 | 0 | 0 | 0 | 0 | 1 |
| 20 | Brookshire, Chase | | 0 | 1 | 0 | 0 | 0 | 0 | 0 | 0 | 0 | 1 | 0 | 0 | 0 | 0 | 0 | 10 |
| 25 | Poindexter, Reggie | | 1 | 2 | 1 | 2 | 0 | 0 | 0 | 1 | 1 | 0 | 3 | 0 | 0 | 0 | 0 | 1 |
| 30 | Bryant, Chris | | 0 | 0 | 0 | 0 | 0 | 0 | 0 | 1 | 1 | 0 | 0 | 0 | 1 | 0 | 0 | 1 |
| 31 | Harris, John | | 0 | 0 | 0 | 0 | 0 | 0 | 0 | 1 | 1 | 2 | 0 | 0 | 2 | 0 | 0 | 6 |
| 32 | Cochran, D.J. | | 1 | 3 | 0 | 0 | 1 | 2 | 0 | 2 | 2 | 4 | 3 | 0 | 2 | 0 | 1 | 18 |
| 44 | Purdy, Russ | | 0 | 0 | 0 | 0 | 0 | 0 | 0 | 0 | 0 | 2 | 0 | 0 | 2 | 0 | 0 | 4 |
| TEAM ..... | | | | | | | | | 1 | 2 | 3 | | | | 1 | | | |
| TOTALS | | | 16 | 42 | 7 | 14 | 15 | 21 | 11 | 20 | 31 | 23 | 54 | 4 | 25 | 3 | 9 | 160 |

| | | | | | | | | | | |
|---|---|---|---|---|---|---|---|---|---|---|
| TOTAL FG% 1st Half: | 7-15 | .467 | 2nd Half: | 9-27 | .333 | Game: | .381 | DEADBALL |
| 3-Pt. FG% 1st Half: | 3- 5 | .600 | 2nd Half: | 4- 9 | .444 | Game: | .500 | REBOUNDS |
| F Throw % 1st Half: | 7- 9 | .778 | 2nd Half: | 8-12 | .667 | Game: | .714 | 5 |

---

HOME TEAM: Memphis University School 24-9

| No. | N A M E | | TOT-FG FG | TOT-FG FGA | 3-PT FG | 3-PT FGA | FT | FTA | REBOUNDS OF | REBOUNDS DE | REBOUNDS TOT | PF | TP | A | TO | BLK | S | MIN |
|---|---|---|---|---|---|---|---|---|---|---|---|---|---|---|---|---|---|---|
| 25 | Hall, Ferrakohn | f | 5 | 9 | 0 | 0 | 1 | 2 | 1 | 0 | 1 | 1 | 11 | 1 | 2 | 1 | 0 | 25 |
| 50 | Stokes, John | f | 2 | 5 | 0 | 0 | 0 | 0 | 0 | 0 | 0 | 3 | 4 | 0 | 0 | 0 | 2 | 15 |
| 10 | Amagliani, Louis | g | 3 | 6 | 0 | 1 | 2 | 4 | 1 | 2 | 3 | 3 | 8 | 0 | 2 | 0 | 1 | 25 |
| 11 | Cole, Elliott | g | 6 | 10 | 4 | 5 | 4 | 6 | 0 | 3 | 3 | 3 | 20 | 0 | 4 | 0 | 1 | 27 |
| 22 | Reed, Taylor | g | 4 | 6 | 0 | 2 | 0 | 0 | 2 | 1 | 3 | 2 | 8 | 1 | 0 | 1 | 2 | 16 |
| 04 | Brown, Jordan | | 0 | 1 | 0 | 0 | 2 | 2 | 0 | 3 | 3 | 3 | 2 | 2 | 2 | 0 | 0 | 17 |
| 05 | May, Philip | | 0 | 0 | 0 | 0 | 0 | 0 | 0 | 0 | 0 | 1 | 0 | 0 | 1 | 0 | 0 | 4 |
| 15 | Gray, Kevin | | 0 | 0 | 0 | 0 | 0 | 0 | 0 | 0 | 0 | 2 | 0 | 2 | 1 | 0 | 0 | 7 |
| 20 | Pryor, Will | | 0 | 1 | 0 | 0 | 0 | 0 | 0 | 0 | 0 | 0 | 0 | 0 | 0 | 0 | 0 | 1 |
| 30 | Mirza, Naveed | | 0 | 0 | 0 | 0 | 0 | 0 | 0 | 0 | 0 | 0 | 0 | 0 | 0 | 0 | 0 | 1 |
| 33 | Counce, Stephen | | 0 | 1 | 0 | 1 | 0 | 0 | 0 | 0 | 0 | 0 | 0 | 0 | 0 | 0 | 0 | 1 |
| 35 | Counce, Robert | | 3 | 5 | 1 | 2 | 5 | 7 | 0 | 5 | 5 | 3 | 12 | 3 | 3 | 0 | 1 | 19 |
| 40 | Bomar, Adam | | 0 | 0 | 0 | 0 | 0 | 0 | 0 | 1 | 1 | 0 | 0 | 0 | 0 | 0 | 0 | 1 |
| 45 | Montague, Ross | | 0 | 1 | 0 | 0 | 0 | 0 | 0 | 0 | 0 | 0 | 0 | 0 | 0 | 0 | 0 | 1 |
| TEAM ..... | | | | | | | | | 3 | 1 | 4 | | | | | | | |
| TOTALS | | | 23 | 45 | 5 | 11 | 14 | 21 | 7 | 16 | 23 | 21 | 65 | 9 | 15 | 2 | 7 | 160 |

| | | | | | | | | |
|---|---|---|---|---|---|---|---|---|
| TOTAL FG% 1st Half: | 10-20 | .500 | 2nd Half: | 13-25 | .520 | Game: | .511 | DEADBALL |
| 3-Pt. FG% 1st Half: | 4- 8 | .500 | 2nd Half: | 1- 3 | .333 | Game: | .455 | REBOUNDS |
| F Throw % 1st Half: | 6- 9 | .667 | 2nd Half: | 8-12 | .667 | Game: | .667 | 2 |

---

OFFICIALS:
TECHNICAL FOULS:
McCallie School - none
Memphis University School - none
ATTENDANCE:

| SCORE BY PERIODS: | 1st | 2nd | 3rd | 4th | OT1 | OT2 | TOTAL |
|---|---|---|---|---|---|---|---|
| McCallie School | 13 | 11 | 13 | 17 | | | 54 |
| Memphis University School | 18 | 12 | 16 | 19 | | | 65 |

TSSAA Division II Boys State Tournament - Game #6

McCallie School vs Memphis University S  03/02/07 07:00pm
- - - F I R S T  Q U A R T E R  P L A Y  B Y  P L A Y - - -  PAGE 001
HOME TEAM: Memphis University  TIME  SCORE  MAR  VISITORS: McCallie School

| | | | | |
|---|---|---|---|---|
| made JUMPER by Hall, Ferrako | 07:47 | 2-0 | H 2 | |
| | 07:18 | 2-3 | V 1 | made 3-PNTR by Taylor, Jessi |
| | 06:58 | | | FOUL on Purdy, Russ (P1T1) |
| missed JUMPER by Hall, Ferrako | 06:43 | | | |
| | 06:43 | | | REBOUND(DEF) by Newman, Johnn |
| FOUL on Stokes, John (P1T1) | 06:30 | | | |
| | 06:22 | | | FOUL on Newman, Johnn(P1T2) |
| | 06:19 | | | TURNOVER by Newman, Johnn |
| TURNOVER by Cole, Elliott | 06:16 | | | |
| | 06:16 | | | STEAL by Dozier, Walte |
| | 06:09 | | | missed 3-PNTR by Taylor, Jessi |
| | 06:07 | | | REBOUND(OFF) by Newman, Johnn |
| | 06:03 | | | FOUL on Newman, Johnn(P2T3) |
| | 06:01 | | | TURNOVER by Newman, Johnn |
| missed JUMPER by Hall, Ferrako | 05:39 | | | |
| missed 3-PNTR by Cole, Elliott | 05:28 | | | |
| | 05:28 | | | REBOUND(DEF) by Anderson, Ron |
| FOUL on Reed, Taylor (P1T2) | 05:24 | | | |
| FOUL on Stokes, John (P2T3) | 05:13 | | | |
| | 05:12 | 2-6 | V 4 | made 3-PNTR by Bradford, Joe |
| | 05:12 | | | ASSIST by Dozier, Walte |
| made 3-PNTR by Cole, Elliott | 05:12 | 5-6 | V 1 | |
| ASSIST by Counce, Rober | 05:12 | | | |
| | 04:36 | | | TURNOVER by Purdy, Russ |
| STEAL by Amagliani, Lo | 04:34 | | | |
| made LAYUP by Counce, Rober | 04:14 | 7-6 | H 1 | |
| | 04:14 | | | FOUL on Taylor, Jessi(P1T4) |
| made F THROW by Counce, Rober | 04:14 | 8-6 | H 2 | |
| | 04:07 | | | TURNOVER by Dozier, Walte |
| TURNOVER by Hall, Ferrako | 03:48 | | | |
| | 03:47 | | | STEAL by Dozier, Walte |
| | 03:45 | 8-8 | T 1 | made LAYUP by Dozier, Walte |
| | 03:38 | | | FOUL on Brookshire, C(P1T5) |
| missed JUMPER by Amagliani, Lo | 03:26 | | | |
| REBOUND(OFF) by Amagliani, Lo | 03:26 | | | |
| | 03:22 | | | FOUL on Dozier, Walte(P1T6) |
| made F THROW by Amagliani, Lo | 03:22 | 9-8 | H 1 | |
| made F THROW by Amagliani, Lo | 03:22 | 10-8 | H 2 | |
| | 03:12 | | | TURNOVER by Anderson, Ron |
| | 02:53 | | | FOUL on Purdy, Russ (P2T7) |
| made F THROW by Cole, Elliott | 02:34 | 11-8 | H 3 | |
| missd F THROW by Cole, Elliott | 02:34 | | | |
| | 02:34 | | | REBOUND(DEF) by Harris, John |
| FOUL on Hall, Ferrako(P1T4) | 02:33 | | | |
| | 02:31 | 11-10 | H 1 | made LAYUP by Anderson, Ron |
| | 02:31 | | | ASSIST by Taylor, Jessi |
| FOUL on Reed, Taylor (P2T5) | 02:31 | | | |
| | 02:31 | 11-11 | T 2 | made F THROW by Anderson, Ron |
| missed 3-PNTR by Reed, Taylor | 02:20 | | | |
| | 02:20 | | | REBOUND(DEF) by Anderson, Ron |
| | 01:59 | | | missed JUMPER by Dozier, Walte |
| REBOUND(DEF) by Cole, Elliott | 01:59 | | | |
| made 3-PNTR by Cole, Elliott | 01:52 | 14-11 | H 3 | |
| ASSIST by Counce, Rober | 01:52 | | | |
| | 01:33 | | | TEAM TURNOVER |
| TURNOVER by Cole, Elliott | 01:23 | | | |
| | 01:20 | | | TURNOVER by Harris, John |
| | 01:09 | | | FOUL on Harris, John (P1T8) |
| made F THROW by Counce, Rober | 01:09 | 15-11 | H 4 | |
| missd F THROW by Counce, Rober | 01:09 | | | |
| | 01:09 | | | REBOUND(DEF) by Dozier, Walte |
| | 00:44 | 15-13 | H 2 | made JUMPER by Taylor, Jessi |
| made 3-PNTR by Cole, Elliott | 00:24 | 18-13 | H 5 | |
| ASSIST by Gray, Kevin | 00:24 | | | |
| FOUL on Brown, Jordan(P1T6) | 00:12 | | | |
| FOUL on Cole, Elliott(P1T7) | 00:04 | | | |
| TURNOVER by Cole, Elliott | 00:03 | | | |
| | 00:00 | | | missed 3-PNTR by Dozier, Walte |
| REBOUND(DEF) by Counce, Rober | 00:00 | | | |

SCORE: Memphis University School 18 McCallie School 13

McCallie School vs Memphis University S 03/02/07 07:00pm

- - -S E C O N D Q U A R T E R P L A Y B Y P L A Y- - - PAGE 001

| HOME TEAM: Memphis University | TIME | SCORE | MAR | VISITORS: McCallie School |
|---|---|---|---|---|
| missed LAYUP by Stokes, John | 07:56 | | | |
| | 07:56 | | | REBOUND(DEF) by Dozier, Walte |
| | 07:45 | | | TURNOVER by Bradford, Joe |
| STEAL by Stokes, John | 07:43 | | | |
| made LAYUP by Stokes, John | 07:24 | 20-13 | H 7 | |
| ASSIST by Gray, Kevin | 07:24 | | | |
| FOUL on Gray, Kevin (P1T8) | 07:09 | | | |
| | 07:09 | 20-14 | H 6 | made F THROW by Taylor, Jessi |
| | 07:09 | 20-15 | H 5 | made F THROW by Taylor, Jessi |
| TURNOVER by Brown, Jordan | 07:09 | | | |
| | 07:09 | | | STEAL by Anderson, Ron |
| | 07:09 | 20-17 | H 3 | made JUMPER by Dozier, Walte |
| missed LAYUP by Cole, Elliott | 07:09 | | | |
| | 07:09 | | | REBOUND(DEF) by Dozier, Walte |
| | 06:08 | | | missed JUMPER by Dozier, Walte |
| missed 3-PNTR by Amagliani, Lo | 05:46 | | | |
| | 05:46 | | | REBOUND(DEF) by Newman, Johnn |
| | 05:37 | | | missed JUMPER by Taylor, Jessi |
| | 05:37 | | | REBOUND(OFF) by Taylor, Jessi |
| | 05:07 | 20-20 | T 1 | made 3-PNTR by Taylor, Jessi |
| | 05:07 | | | ASSIST by Dozier, Walte |
| made LAYUP by Amagliani, Lo | 04:42 | 22-20 | H 2 | |
| | 04:27 | | | TURNOVER by Dozier, Walte |
| TURNOVER by Counce, Rober | 04:19 | | | |
| | 04:18 | | | STEAL by Bradford, Joe |
| FOUL on Cole, Elliott(P2T9) | 04:18 | | | |
| --- 20sec TIMEOUT --- | 04:18 | | | |
| | 04:18 | 22-21 | H 1 | made F THROW by Bradford, Joe |
| | 04:18 | 22-22 | T 2 | made F THROW by Bradford, Joe |
| missed LAYUP by Brown, Jordan | 04:02 | | | |
| | 04:02 | | | REBOUND(DEF) by Anderson, Ron |
| | 03:25 | | | missed JUMPER by Taylor, Jessi |
| REBOUND(DEF) by Counce, Rober | 03:25 | | | |
| made JUMPER by Hall, Ferrako | 03:18 | 24-22 | H 2 | |
| ASSIST by Counce, Rober | 03:18 | | | |
| | 02:55 | | | TURNOVER by Dozier, Walte |
| made JUMPER by Hall, Ferrako | 02:41 | 26-22 | H 4 | |
| | 02:38 | | | --- 20sec TIMEOUT --- |
| FOUL on Amagliani, Lo(P1T10) | 02:24 | | | |
| | 02:24 | | | missd F THROW by Dozier, Walte |
| | 02:24 | 26-23 | H 3 | made F THROW by Dozier, Walte |
| made 3-PNTR by Counce, Rober | 02:18 | 29-23 | H 6 | |
| ASSIST by Brown, Jordan | 02:18 | | | |
| FOUL on Counce, Rober(P1T11) | 02:00 | | | |
| | 02:00 | | | missd F THROW by Cochran, D.J. |
| | 02:00 | 29-24 | H 5 | made F THROW by Cochran, D.J. |
| missed 3-PNTR by Counce, Rober | 01:49 | | | |
| | 01:49 | | | REBOUND(DEF) by Anderson, Ron |
| | 01:07 | | | missed JUMPER by Anderson, Ron |
| BLOCKED by Hall, Ferrako | 01:07 | | | |
| REBOUND(DEF) by Brown, Jordan | 01:04 | | | |
| | 01:01 | | | FOUL on Newman, Johnn(P3T9) |
| missd F THROW by Counce, Rober | 01:01 | | | |
| made F THROW by Counce, Rober | 01:01 | 30-24 | H 6 | |
| | 00:43 | | | TURNOVER by Purdy, Russ |
| TURNOVER by Counce, Rober | 00:38 | | | |
| | 00:38 | | | STEAL by Dozier, Walte |
| | 00:34 | | | FOUL on Dozier, Walte(P2T10) |
| | 00:34 | | | TURNOVER by Dozier, Walte |
| TURNOVER by Amagliani, Lo | 00:20 | | | |
| | 00:02 | | | missed JUMPER by Dozier, Walte |
| REBOUND(DEF) by Counce, Rober | 00:02 | | | |

SCORE: Memphis University School 30 McCallie School 24

McCallie School vs Memphis University S 03/02/07 07:00pm

- - - T H I R D Q U A R T E R P L A Y B Y P L A Y - - - PAGE 001

| HOME TEAM: Memphis University | TIME | SCORE | MAR | VISITORS: McCallie School |
|---|---|---|---|---|
| made LAYUP by Amagliani, Lo | 07:37 | 32-24 | H 8 | |
| | 07:14 | | | missed JUMPER by Newman, Johnn |
| REBOUND(DEF) by Cole, Elliott | 07:14 | | | |
| made JUMPER by Amagliani, Lo | 07:07 | 34-24 | H10 | |
| | 06:35 | | | TURNOVER by Bradford, Joe |
| STEAL by Stokes, John | 06:34 | | | |
| missed JUMPER by Hall, Ferrako | 06:19 | | | |
| | 06:19 | | | REBOUND(DEF) by Dozier, Walte |
| | 06:12 | | | FOUL on Dozier, Walte(P3T1) |
| | 06:12 | | | TURNOVER by Dozier, Walte |
| | 06:04 | | | FOUL on Dozier, Walte(P4T2) |
| | 06:04 | | | --- 20sec TIMEOUT --- |
| missd F THROW by Amagliani, Lo | 06:04 | | | |
| missd F THROW by Amagliani, Lo | 06:04 | | | |
| REBOUND(OFF) by Reed, Taylor | 06:04 | | | |
| missed JUMPER by Hall, Ferrako | 05:49 | | | |
| | 05:49 | | | REBOUND(DEF) by Cochran, D.J. |
| FOUL on Amagliani, Lo(P2T1) | 05:39 | | | |
| | 05:38 | 34-25 | H 9 | made F THROW by Taylor, Jessi |
| | 05:38 | 34-26 | H 8 | made F THROW by Taylor, Jessi |
| | 05:38 | 34-27 | H 7 | made F THROW by Taylor, Jessi |
| | 05:29 | | | FOUL on Cochran, D.J.(P1T3) |
| missed JUMPER by Stokes, John | 05:23 | | | |
| | 05:23 | | | REBOUND(DEF) by Anderson, Ron |
| | 05:08 | 34-29 | H 5 | made JUMPER by Cochran, D.J. |
| missed 3-PNTR by Reed, Taylor | 04:49 | | | |
| REBOUND(OFF) by Reed, Taylor | 04:49 | | | |
| made LAYUP by Reed, Taylor | 04:44 | 36-29 | H 7 | |
| | 04:29 | | | TURNOVER by Cochran, D.J. |
| STEAL by Reed, Taylor | 04:27 | | | |
| made LAYUP by Reed, Taylor | 04:25 | 38-29 | H 9 | |
| | 04:07 | | | TURNOVER by Taylor, Jessi |
| | 03:58 | | | FOUL on Anderson, Ron(P1T4) |
| made 3-PNTR by Cole, Elliott | 03:58 | 41-29 | H12 | |
| | 03:54 | | | TURNOVER by Bradford, Joe |
| | 03:41 | | | FOUL on Anderson, Ron(P2T5) |
| made F THROW by Hall, Ferrako | 03:41 | 42-29 | H13 | |
| missd F THROW by Hall, Ferrako | 03:41 | | | |
| | 03:41 | | | REBOUND(DEF) by Anderson, Ron |
| | 03:18 | | | TURNOVER by Bradford, Joe |
| TURNOVER by Amagliani, Lo | 03:08 | | | |
| | 03:06 | | | STEAL by Newman, Johnn |
| | 03:02 | | | missed JUMPER by Anderson, Ron |
| | 03:02 | | | REBOUND(OFF) by Anderson, Ron |
| | 02:58 | 42-31 | H11 | made JUMPER by Anderson, Ron |
| | 02:50 | | | FOUL on Anderson, Ron(P3T6) |
| missed JUMPER by Cole, Elliott | 02:39 | | | |
| | 02:39 | | | BLOCKED by Anderson, Ron |
| made JUMPER by Hall, Ferrako | 02:31 | 44-31 | H13 | |
| | 02:19 | | | missed JUMPER by Cochran, D.J. |
| | 02:19 | | | REBOUND(OFF) by Taylor, Jessi |
| FOUL on Gray, Kevin (P2T2) | 02:16 | | | |
| | 02:00 | | | TURNOVER by Cochran, D.J. |
| STEAL by Counce, Rober | 02:00 | | | |
| missed LAYUP by Stokes, John | 01:50 | | | |
| | 01:50 | | | REBOUND(DEF) by Cochran, D.J. |
| FOUL on Counce, Rober(P2T3) | 01:48 | | | |
| | 01:39 | | | TURNOVER by Harris, John |
| | 01:39 | | | FOUL on Harris, John (P2T7) |
| made LAYUP by Stokes, John | 01:28 | 46-31 | H15 | |
| FOUL on Brown, Jordan(P2T4) | 01:23 | | | |
| | 01:06 | 46-34 | H12 | made 3-PNTR by Bradford, Joe |
| TURNOVER by Gray, Kevin | 00:54 | | | |

| | | | | |
|---|---|---|---|---|
| | 00:52 | | | STEAL by Bradford, Joe |
| FOUL on Brown, Jordan(P3T5) | 00:50 | | | |
| FOUL on Amagliani, Lo(P3T6) | 00:40 | | | |
| FOUL on Counce, Rober(P3T7) | 00:36 | | | |
| | 00:36 | | | missd F THROW by Taylor, Jessi |
| | 00:36 | | | missd F THROW by Taylor, Jessi |
| | 00:36 | | | REBOUND(OFF) by Anderson, Ron |
| | 00:34 | | | missd F THROW by Anderson, Ron |
| | 00:34 | 46-35 | H11 | made F THROW by Anderson, Ron |
| TURNOVER by May, Philip | 00:18 | | | |
| | 00:16 | | | STEAL by Taylor, Jessi |
| | 00:14 | | | missed LAYUP by Taylor, Jessi |
| | 00:14 | | | REBOUND(OFF) by Bradford, Joe |
| FOUL on May, Philip (P1T8) | 00:12 | | | |
| | 00:12 | 46-36 | H10 | made F THROW by Bradford, Joe |
| | 00:12 | 46-37 | H 9 | made F THROW by Bradford, Joe |
| | 00:09 | | | missed JUMPER by Taylor, Jessi |

SCORE: Memphis University School 46 McCallie School 37

McCallie School vs Memphis University S 03/02/07 07:00pm

- - -F O U R T H Q U A R T E R P L A Y B Y P L A Y- - - PAGE 001

| HOME TEAM: Memphis University | TIME | SCORE | MAR | VISITORS: McCallie School |
|---|---|---|---|---|
| | 07:49 | | | --- 20sec TIMEOUT --- |
| | 07:38 | | | missed JUMPER by Anderson, Ron |
| | 07:38 | | | REBOUND(OFF) by Newman, Johnn |
| | 07:34 | | | missed LAYUP by Newman, Johnn |
| | 07:34 | | | REBOUND(OFF) by Anderson, Ron |
| | 07:33 | 46-39 | H 7 | made LAYUP by Anderson, Ron |
| FOUL on Stokes, John (P3T9) | 07:33 | | | |
| | 07:33 | 46-40 | H 6 | made F THROW by Anderson, Ron |
| made LAYUP by Reed, Taylor | 07:24 | 48-40 | H 8 | |
| ASSIST by Hall, Ferrako | 07:24 | | | |
| | 07:13 | | | TURNOVER by Bradford, Joe |
| STEAL by Reed, Taylor | 07:12 | | | |
| made LAYUP by Cole, Elliott | 07:11 | 50-40 | H10 | |
| ASSIST by Reed, Taylor | 07:11 | | | |
| | 07:11 | | | FOUL on Cochran, D.J.(P2T8) |
| made F THROW by Cole, Elliott | 07:11 | 51-40 | H11 | |
| | 07:06 | | | TURNOVER by Anderson, Ron |
| TURNOVER by Brown, Jordan | 06:52 | | | |
| | 06:40 | | | FOUL on Dozier, Walte(P5T9) |
| | 06:37 | | | TURNOVER by Dozier, Walte |
| TURNOVER by Cole, Elliott | 06:35 | | | |
| | 06:34 | | | STEAL by Cochran, D.J. |
| | 06:32 | | | missed JUMPER by Cochran, D.J. |
| REBOUND(DEF) by Brown, Jordan | 06:32 | | | |
| | 06:11 | | | FOUL on Taylor, Jessi(P2T10) |
| made F THROW by Brown, Jordan | 06:11 | 52-40 | H12 | |
| made F THROW by Brown, Jordan | 06:11 | 53-40 | H13 | |
| | 06:08 | | | TURNOVER by Newman, Johnn |
| STEAL by Cole, Elliott | 06:05 | | | |
| missed LAYUP by Pryor, Will | 06:03 | | | |
| | 05:47 | 53-43 | H10 | made 3-PNTR by Bradford, Joe |
| | 05:36 | | | missed 3-PNTR by Bradford, Joe |
| REBOUND(DEF) by Brown, Jordan | 05:36 | | | |
| | 05:28 | | | FOUL on Bradford, Joe(P1T11) |
| made F THROW by Cole, Elliott | 05:28 | 54-43 | H11 | |
| made F THROW by Cole, Elliott | 05:28 | 55-43 | H12 | |
| | 05:25 | | | missed 3-PNTR by Taylor, Jessi |
| BLOCKED by Reed, Taylor | 05:25 | | | |
| | 05:10 | | | missed JUMPER by Taylor, Jessi |
| | 05:10 | | | REBOUND(OFF) by Anderson, Ron |
| | 05:06 | 55-45 | H10 | made LAYUP by Anderson, Ron |
| TURNOVER by Counce, Rober | 05:02 | | | |
| | 04:51 | | | missed JUMPER by Anderson, Ron |
| REBOUND(DEF) by Counce, Rober | 04:51 | | | |
| | 04:43 | | | FOUL on Cochran, D.J.(P3T12) |
| made F THROW by Counce, Rober | 04:43 | 56-45 | H11 | |

| | | | | |
|---|---|---|---|---|
| made F THROW by Counce, Rober | 04:43 | 57-45 | H12 | |
| FOUL on Cole, Elliott(P3T10) | 04:36 | | | |
| | 04:36 | 57-46 | H11 | made F THROW by Anderson, Ron |
| | 04:36 | | | missd F THROW by Anderson, Ron |
| REBOUND(DEF) by Amagliani, Lo | 04:36 | | | |
| missed JUMPER by Counce, Rober | 04:29 | | | |
| REBOUND(OFF) by Hall, Ferrako | 04:29 | | | |
| made DUNK by Hall, Ferrako | 04:24 | 59-46 | H13 | |
| | 04:07 | | | missed JUMPER by Anderson, Ron |
| REBOUND(DEF) by Reed, Taylor | 04:07 | | | |
| TURNOVER by Hall, Ferrako | 04:01 | | | |
| | 04:01 | | | --- TIMEOUT # 1 --- |
| | 03:52 | | | missed JUMPER by Brookshire, C |
| REBOUND(DEF) by Cole, Elliott | 03:52 | | | |
| made LAYUP by Cole, Elliott | 03:45 | 61-46 | H15 | |
| | 03:44 | | | FOUL on Cochran, D.J.(P4T13) |
| missd F THROW by Cole, Elliott | 03:44 | | | |
| | 03:44 | | | REBOUND(DEF) by Anderson, Ron |
| | 03:31 | 61-49 | H12 | made 3-PNTR by Bradford, Joe |
| | 03:31 | | | ASSIST by Newman, Johnn |
| missed JUMPER by Amagliani, Lo | 03:16 | | | |
| | 03:16 | | | BLOCKED by Anderson, Ron |
| | 03:01 | | | missed 3-PNTR by Anderson, Ron |
| REBOUND(DEF) by Counce, Rober | 03:01 | | | |
| missed LAYUP by Cole, Elliott | 02:39 | | | |
| | 02:39 | | | BLOCKED by Anderson, Ron |
| made JUMPER by Reed, Taylor | 02:29 | 63-49 | H14 | |
| | 02:12 | | | missed 3-PNTR by Taylor, Jessi |
| REBOUND(DEF) by Amagliani, Lo | 02:12 | | | |
| made JUMPER by Counce, Rober | 01:34 | 65-49 | H16 | |
| ASSIST by Brown, Jordan | 01:34 | | | |
| | 01:25 | | | --- TIMEOUT # 2 --- |
| | 01:23 | | | missed JUMPER by Brock, John |
| | 01:23 | | | REBOUND(OFF) by Wells, John |
| | 01:18 | 65-52 | H13 | made 3-PNTR by Poindexter, R |
| missed LAYUP by Montague, Ros | 01:03 | | | |
| | 01:03 | | | REBOUND(DEF) by Poindexter, R |
| | 00:53 | | | missed 3-PNTR by Poindexter, R |
| REBOUND(DEF) by Bomar, Adam | 00:53 | | | |
| missed 3-PNTR by Counce, Steph | 00:42 | | | |
| | 00:42 | | | REBOUND(DEF) by Bryant, Chris |
| | 00:28 | | | TURNOVER by Bryant, Chris |
| | 00:21 | 65-54 | H11 | made LAYUP by Wiseman, Luca |

SCORE: Memphis University School 65 McCallie School 54

OFFICIAL BASKETBALL BOX SCORE -- G A M E  T O T A L S
Memphis University School vs St George's Independent School
03/03/07 02:30pm at Nashville, Tenn. (Allen Arena, Lipscomb)

VISITORS: Memphis University School 25-9

| No. | N A M E | | TOT-FG FG | TOT-FG FGA | 3-PT FG | 3-PT FGA | FT | FTA | REBOUNDS OF | REBOUNDS DE | REBOUNDS TOT | PF | TP | A | TO | BLK | S | MIN |
|---|---|---|---|---|---|---|---|---|---|---|---|---|---|---|---|---|---|---|
| 04 | Brown, Jordan | | 2 | 3 | 0 | 0 | 0 | 0 | 0 | 4 | 4 | 3 | 4 | 3 | 1 | 0 | 1 | 17 |
| 05 | May, Philip | | 0 | 1 | 0 | 1 | 0 | 0 | 0 | 0 | 0 | 0 | 0 | 2 | 0 | 0 | 0 | 6 |
| 10 | Amagliani, Louis | g | 2 | 6 | 0 | 0 | 3 | 5 | 4 | 6 | 10 | 1 | 7 | 1 | 1 | 0 | 0 | 27 |
| 11 | Cole, Elliott | g | 8 | 14 | 5 | 8 | 10 | 11 | 7 | 2 | 9 | 0 | 31 | 1 | 3 | 0 | 1 | 30 |
| 15 | Gray, Kevin | | 0 | 1 | 0 | 0 | 2 | 2 | 0 | 1 | 1 | 0 | 2 | 2 | 2 | 0 | 0 | 3 |
| 22 | Reed, Taylor | g | 2 | 8 | 2 | 4 | 0 | 0 | 0 | 3 | 3 | 2 | 6 | 2 | 1 | 0 | 3 | 23 |
| 25 | Hall, Ferrakohn | f | 2 | 9 | 0 | 0 | 0 | 0 | 6 | 1 | 7 | 3 | 4 | 1 | 1 | 1 | 1 | 19 |
| 30 | Mirza, Naveed | | 0 | 0 | 0 | 0 | 0 | 0 | 0 | 1 | 1 | 1 | 0 | 0 | 0 | 0 | 0 | 1 |
| 33 | Counce, Stephen | | 0 | 0 | 0 | 0 | 0 | 0 | 0 | 0 | 0 | 0 | 0 | 0 | 0 | 0 | 0 | 1 |
| 35 | Counce, Robert | | 1 | 2 | 0 | 0 | 3 | 4 | 0 | 0 | 0 | 2 | 5 | 0 | 6 | 0 | 1 | 10 |
| 40 | Bomar, Adam | | 1 | 1 | 0 | 0 | 1 | 2 | 0 | 0 | 0 | 0 | 3 | 0 | 0 | 0 | 0 | 1 |
| 44 | Cunningham, Dylan | | 0 | 1 | 0 | 0 | 0 | 0 | 1 | 0 | 1 | 1 | 0 | 0 | 0 | 0 | 0 | 2 |
| 50 | Stokes, John | g | 4 | 6 | 0 | 0 | 0 | 0 | 2 | 2 | 4 | 4 | 8 | 2 | 2 | 0 | 1 | 20 |
| TEAM | ..... | | | | | | | | 0 | 0 | 0 | | | | | | | |
| TOTALS | | | 22 | 52 | 7 | 13 | 19 | 24 | 20 | 20 | 40 | 17 | 70 | 14 | 17 | 1 | 8 | 160 |

TOTAL FG% 1st Half: 9-26 .346  2nd Half: 13-26 .500  Game: .423  DEADBALL
3-Pt. FG% 1st Half: 5- 8 .625  2nd Half: 2- 5 .400  Game: .538  REBOUNDS
F Throw % 1st Half: 14-17 .824  2nd Half: 5- 7 .714  Game: .792  2

HOME TEAM: St George's Independent School 25-6

| No. | N A M E | | TOT-FG FG | TOT-FG FGA | 3-PT FG | 3-PT FGA | FT | FTA | REBOUNDS OF | REBOUNDS DE | REBOUNDS TOT | PF | TP | A | TO | BLK | S | MIN |
|---|---|---|---|---|---|---|---|---|---|---|---|---|---|---|---|---|---|---|
| 03 | Hirschman, Blake | | 0 | 0 | 0 | 0 | 0 | 0 | 0 | 0 | 0 | 0 | 0 | 0 | 0 | 0 | 0 | 0+ |
| 05 | Leake, Steven | g | 0 | 3 | 0 | 1 | 0 | 0 | 0 | 1 | 1 | 1 | 0 | 2 | 7 | 0 | 1 | 30 |
| 15 | Williams, Elliot | g | 8 | 20 | 0 | 2 | 3 | 3 | 1 | 2 | 3 | 2 | 19 | 3 | 4 | 0 | 4 | 32 |
| 22 | George, Wes | | 3 | 4 | 1 | 1 | 2 | 2 | 0 | 2 | 2 | 4 | 9 | 0 | 1 | 0 | 0 | 14 |
| 23 | Folk II, Eric | f | 3 | 5 | 0 | 0 | 0 | 0 | 3 | 0 | 3 | 2 | 6 | 1 | 3 | 0 | 0 | 20 |
| 24 | Jessen, Grant | g | 1 | 1 | 1 | 1 | 1 | 2 | 0 | 0 | 0 | 5 | 4 | 0 | 3 | 0 | 0 | 15 |
| 30 | Popeck, Benjamin | | 1 | 2 | 0 | 0 | 2 | 4 | 0 | 5 | 5 | 2 | 4 | 0 | 0 | 0 | 0 | 16 |
| 32 | Haas, Michael | | 0 | 0 | 0 | 0 | 0 | 0 | 0 | 0 | 0 | 1 | 0 | 0 | 0 | 0 | 0 | 1 |
| 33 | Bowers, Laurence | f | 3 | 8 | 0 | 0 | 2 | 2 | 1 | 2 | 3 | 4 | 8 | 2 | 1 | 3 | 1 | 19 |
| 34 | Slatery, Wil | | 0 | 0 | 0 | 0 | 0 | 0 | 0 | 0 | 0 | 3 | 0 | 0 | 1 | 0 | 0 | 13 |
| TEAM | ..... | | | | | | | | 2 | 1 | 3 | | | | | | | |
| TOTALS | | | 19 | 43 | 2 | 5 | 10 | 13 | 7 | 13 | 20 | 24 | 50 | 8 | 20 | 3 | 6 | 160 |

TOTAL FG% 1st Half: 9-21 .429  2nd Half: 10-22 .455  Game: .442  DEADBALL
3-Pt. FG% 1st Half: 1- 1 1.000  2nd Half: 1- 4 .250  Game: .400  REBOUNDS
F Throw % 1st Half: 7-10 .700  2nd Half: 3- 3 1.000  Game: .769  0

OFFICIALS:
TECHNICAL FOULS:
Memphis University School - none
St George's Independent School- none
ATTENDANCE:

| SCORE BY PERIODS: | 1st | 2nd | 3rd | 4th | OT1 | OT2 | TOTAL |
|---|---|---|---|---|---|---|---|
| Memphis University School | 12 | 25 | 15 | 18 | | | 70 |
| St George's Independent School | 19 | 7 | 8 | 16 | | | 50 |

TSSAA Division II Boys State Tournament Championship - Game #7

2007 Division II Boys All-Tournament Team

Jessie Taylor - McCallie
Ron Anderson - McCallie
Kevin Cooper - Baylor
Leslie McDonald - Briarcrest
Brian Wright - Brentwood Academy
Elliot Williams - St. George's

Ferrakohn Hall - MUS
Robert Counce - MUS
Laurence Bowers - St. George's
***Elliott Cole - MUS

***Denotes MVP

Memphis University S vs St George's Independ 03/03/07 02:30pm

- - - F I R S T Q U A R T E R P L A Y B Y P L A Y - - - PAGE 001

| HOME TEAM: St George's Indepen | TIME | SCORE | MAR | VISITORS: Memphis University |
|---|---|---|---|---|
| missed JUMPER by Williams, Ell | 07:56 | | | |
| REBOUND(OFF) by Folk II, Eric | 07:56 | | | |
| made LAYUP by Folk II, Eric | 07:52 | 2-0 | H 2 | |
| | 07:32 | | | missed JUMPER by Cole, Elliott |
| | 07:32 | | | REBOUND(OFF) by Cole, Elliott |
| FOUL on Bowers, Laure(P1T1) | 07:30 | | | |
| | 07:30 | 2-1 | H 1 | made F THROW by Amagliani, Lo |
| | 07:30 | 2-2 | T 1 | made F THROW by Amagliani, Lo |
| missed JUMPER by Bowers, Laure | 07:18 | | | |
| | 07:18 | | | REBOUND(DEF) by Stokes, John |
| | 07:10 | | | missed LAYUP by Reed, Taylor |
| REBOUND(DEF) by Williams, Ell | 07:10 | | | |
| | 07:06 | | | FOUL on Reed, Taylor (P1T1) |
| TURNOVER by Jessen, Grant | 06:56 | | | |
| | 06:55 | | | STEAL by Hall, Ferrako |
| | 06:40 | | | missed 3-PNTR by Cole, Elliott |
| made LAYUP by Folk II, Eric | 06:22 | 4-2 | H 2 | |
| ASSIST by Bowers, Laure | 06:22 | | | |
| | 06:08 | | | FOUL on Hall, Ferrako(P1T2) |
| | 06:08 | | | TURNOVER by Hall, Ferrako |
| made LAYUP by Williams, Ell | 05:58 | 6-2 | H 4 | |
| | 05:43 | | | TURNOVER by Reed, Taylor |
| missed JUMPER by Williams, Ell | 05:36 | | | |
| | 05:36 | | | REBOUND(DEF) by Amagliani, Lo |
| FOUL on Jessen, Grant(P1T2) | 05:25 | | | |
| | 05:18 | 6-5 | H 1 | made 3-PNTR by Cole, Elliott |
| | 05:18 | | | ASSIST by Stokes, John |
| missed JUMPER by Bowers, Laure | 04:55 | | | |
| | 04:55 | | | REBOUND(DEF) by Amagliani, Lo |
| FOUL on Jessen, Grant(P2T3) | 04:40 | | | |
| | 04:30 | | | missed JUMPER by Hall, Ferrako |
| | 04:30 | | | REBOUND(OFF) by Cole, Elliott |
| | 04:24 | | | missed JUMPER by Reed, Taylor |
| | 04:24 | | | REBOUND(OFF) by Hall, Ferrako |
| | 04:21 | | | missed JUMPER by Hall, Ferrako |
| | 04:21 | | | REBOUND(OFF) by Hall, Ferrako |
| | 04:18 | | | missed JUMPER by Hall, Ferrako |
| REBOUND(DEF) by George, Wes | 04:18 | | | |
| missed JUMPER by George, Wes | 03:54 | | | |
| REBOUND(OFF) by Bowers, Laure | 03:51 | | | |
| | 03:51 | | | FOUL on Stokes, John (P1T3) |
| made F THROW by Bowers, Laure | 03:51 | 7-5 | H 2 | |
| made F THROW by Bowers, Laure | 03:51 | 8-5 | H 3 | |
| | 03:41 | | | missed JUMPER by Stokes, John |
| | 03:41 | | | REBOUND(OFF) by Hall, Ferrako |
| FOUL on Bowers, Laure(P2T4) | 03:35 | | | |
| | 03:21 | | | missed LAYUP by Amagliani, Lo |
| REBOUND(DEF) by Popeck, Benja | 03:21 | | | |
| made 3-PNTR by George, Wes | 03:11 | 11-5 | H 6 | |
| ASSIST by Williams, Ell | 03:11 | | | |
| FOUL on George, Wes (P1T5) | 02:58 | | | |
| | 02:58 | | | TURNOVER by Cole, Elliott |
| STEAL by Williams, Ell | 02:58 | | | |
| | 02:58 | | | FOUL on Hall, Ferrako(P2T4) |
| | 02:58 | | | --- 20sec TIMEOUT --- |
| missed LAYUP by Williams, Ell | 02:46 | | | |
| | 02:46 | | | REBOUND(DEF) by Brown, Jordan |
| FOUL on Popeck, Benja(P1T6) | 02:38 | | | |

| | | | | |
|---|---|---|---|---|
| | 02:36 | 11-7 | H 4 | made LAYUP by Amagliani, Lo |
| | 02:36 | | | ASSIST by Cole, Elliott |
| made JUMPER by George, Wes | 02:22 | 13-7 | H 6 | |
| ASSIST by Leake, Steven | 02:22 | | | |
| | 02:06 | | | TURNOVER by Counce, Rober |
| TURNOVER by Leake, Steven | 01:40 | | | |
| | 01:36 | 13-9 | H 4 | made LAYUP by Cole, Elliott |
| | 01:06 | | | FOUL on Stokes, John (P2T5) |
| made F THROW by George, Wes | 01:06 | 14-9 | H 5 | |
| made F THROW by George, Wes | 01:06 | 15-9 | H 6 | |
| | 00:41 | | | FOUL on Counce, Rober(P1T6) |
| | 00:41 | | | TURNOVER by Counce, Rober |
| made LAYUP by George, Wes | 00:28 | 17-9 | H 8 | |
| ASSIST by Williams, Ell | 00:28 | | | |
| | 00:13 | | | TURNOVER by Cole, Elliott |
| STEAL by Williams, Ell | 00:12 | | | |
| made JUMPER by Williams, Ell | 00:08 | 19-9 | H10 | |
| | 00:01 | 19-12 | H 7 | made 3-PNTR by Cole, Elliott |

SCORE: St George's Independent School 19 Memphis University School 12

Memphis University S vs St George's Independ 03/03/07 02:30pm

- - -S E C O N D Q U A R T E R P L A Y B Y P L A Y- - - PAGE 001

| HOME TEAM: St George's Indepen | TIME | SCORE | MAR | VISITORS: Memphis University |
|---|---|---|---|---|
| | 07:44 | | | missed 3-PNTR by Reed, Taylor |
| | 07:44 | | | REBOUND(OFF) by Cole, Elliott |
| FOUL on George, Wes (P2T7) | 07:42 | | | |
| | 07:42 | 19-13 | H 6 | made F THROW by Cole, Elliott |
| | 07:42 | 19-14 | H 5 | made F THROW by Cole, Elliott |
| TURNOVER by Leake, Steven | 07:35 | | | |
| | 07:23 | 19-17 | H 2 | made 3-PNTR by Cole, Elliott |
| | 07:23 | | | ASSIST by Gray, Kevin |
| TURNOVER by Williams, Ell | 07:12 | | | |
| | 06:55 | | | missed LAYUP by Hall, Ferrako |
| | 06:55 | | | REBOUND(OFF) by Cole, Elliott |
| FOUL on Slatery, Wil (P1T8) | 06:54 | | | |
| | 06:54 | 19-18 | H 1 | made F THROW by Cole, Elliott |
| | 06:54 | 19-19 | T 1 | made F THROW by Cole, Elliott |
| missed JUMPER by Popeck, Benja | 06:41 | | | |
| | 06:41 | | | BLOCKED by Hall, Ferrako |
| | 06:39 | | | REBOUND(DEF) by Gray, Kevin |
| | 06:35 | | | TURNOVER by Gray, Kevin |
| STEAL by Leake, Steven | 06:34 | | | |
| missed LAYUP by Williams, Ell | 06:32 | | | |
| | 06:32 | | | REBOUND(DEF) by Brown, Jordan |
| | 06:26 | 19-22 | V 3 | made 3-PNTR by Reed, Taylor |
| | 06:26 | | | ASSIST by Brown, Jordan |
| --- TIMEOUT # 1 --- | 06:22 | | | |
| TURNOVER by Folk II, Eric | 06:11 | | | |
| FOUL on Folk II, Eric(P1T9) | 06:11 | | | |
| | 06:02 | | | missed 3-PNTR by Cole, Elliott |
| | 06:02 | | | REBOUND(OFF) by Hall, Ferrako |
| | 05:55 | | | missed JUMPER by Hall, Ferrako |
| BLOCKED by Bowers, Laure | 05:55 | | | |
| | 05:52 | | | REBOUND(OFF) by Hall, Ferrako |
| | 05:49 | 19-24 | V 5 | made LAYUP by Hall, Ferrako |
| | 05:44 | | | FOUL on Reed, Taylor (P2T7) |
| made F THROW by Jessen, Grant | 05:44 | 20-24 | V 4 | |
| missd F THROW by Jessen, Grant | 05:44 | | | |
| | 05:44 | | | REBOUND(DEF) by Cole, Elliott |
| | 05:32 | | | TURNOVER by Gray, Kevin |
| STEAL by Bowers, Laure | 05:31 | | | |
| missed DUNK by Williams, Ell | 05:29 | | | |
| | 05:29 | | | REBOUND(DEF) by Brown, Jordan |
| | 05:13 | 20-27 | V 7 | made 3-PNTR by Cole, Elliott |
| | 05:13 | | | ASSIST by Gray, Kevin |
| made JUMPER by Bowers, Laure | 04:59 | 22-27 | V 5 | |
| | 04:44 | 22-29 | V 7 | made LAYUP by Cole, Elliott |
| FOUL on Bowers, Laure(P3T10) | 04:44 | | | |

| | | | | |
|---|---|---|---|---|
| | 04:44 | 22-30 | V 8 | made F THROW by Cole, Elliott |
| missed JUMPER by Folk II, Eric | 04:31 | | | |
| REBOUND(OFF) by Folk II, Eric | 04:31 | | | |
| made JUMPER by Folk II, Eric | 04:27 | 24-30 | V 6 | |
| FOUL on George, Wes (P3T11) | 04:06 | | | |
| | 04:06 | 24-31 | V 7 | made F THROW by Amagliani, Lo |
| | 04:06 | | | missd F THROW by Amagliani, Lo |
| REBOUND(DEF) by George, Wes | 04:06 | | | |
| missed JUMPER by Williams, Ell | 03:48 | | | |
| | 03:48 | | | REBOUND(DEF) by Amagliani, Lo |
| | 03:41 | | | TURNOVER by Counce, Rober |
| TURNOVER by Folk II, Eric | 03:33 | | | |
| | 03:31 | | | STEAL by Counce, Rober |
| FOUL on Folk II, Eric(P2T12) | 03:31 | | | |
| | 03:31 | 24-32 | V 8 | made F THROW by Counce, Rober |
| | 03:31 | 24-33 | V 9 | made F THROW by Counce, Rober |
| TURNOVER by Slatery, Wil | 03:10 | | | |
| | 03:00 | | | STEAL by Stokes, John |
| FOUL on Popeck, Benja(P2T13) | 02:59 | | | |
| --- 20sec TIMEOUT --- | 02:59 | | | |
| | 02:59 | | | missd F THROW by Counce, Rober |
| | 02:59 | 24-34 | V10 | made F THROW by Counce, Rober |
| TURNOVER by Leake, Steven | 02:46 | | | |
| FOUL on Leake, Steven(P1T14) | 02:20 | | | |
| | 02:20 | 24-35 | V11 | made F THROW by Cole, Elliott |
| | 02:20 | 24-36 | V12 | made F THROW by Cole, Elliott |
| missed JUMPER by Williams, Ell | 02:04 | | | |
| | 02:04 | | | REBOUND(DEF) by Amagliani, Lo |
| | 01:57 | | | FOUL on Stokes, John (P3T8) |
| | 01:57 | | | TURNOVER by Stokes, John |
| TURNOVER by George, Wes | 01:39 | | | |
| | 01:13 | | | missed JUMPER by Amagliani, Lo |
| | 01:13 | | | REBOUND(OFF) by Cunningham, D |
| | 01:10 | | | missed JUMPER by Cunningham, D |
| REBOUND(DEF) by Popeck, Benja | 01:10 | | | |
| | 01:08 | | | FOUL on Amagliani, Lo(P1T9) |
| made F THROW by Popeck, Benja | 01:08 | 25-36 | V11 | |
| missd F THROW by Popeck, Benja | 01:08 | | | |
| | 01:08 | | | REBOUND(DEF) by Cole, Elliott |
| | 00:55 | | | missed JUMPER by Reed, Taylor |
| REBOUND(DEF) by Popeck, Benja | 00:55 | | | |
| | 00:48 | | | FOUL on Cunningham, D(P1T10) |
| made F THROW by Popeck, Benja | 00:48 | 26-36 | V10 | |
| missd F THROW by Popeck, Benja | 00:48 | | | |
| | 00:48 | | | REBOUND(DEF) by Amagliani, Lo |
| FOUL on Williams, Ell(P1T15) | 00:33 | | | |
| | 00:33 | 26-37 | V11 | made F THROW by Cole, Elliott |
| | 00:33 | | | missd F THROW by Cole, Elliott |
| REBOUND(DEF) by Popeck, Benja | 00:33 | | | |
| TURNOVER by Leake, Steven | 00:02 | | | |
| | 00:00 | | | missed JUMPER by Gray, Kevin |
| | 00:00 | | | REBOUND(OFF) by Amagliani, Lo |

SCORE: St George's Independent School 26 Memphis University School 37

Memphis University S vs St George's Independ 03/03/07 02:30pm
- - - T H I R D Q U A R T E R P L A Y B Y P L A Y - - - PAGE 001

| HOME TEAM: St George's Indepen | TIME | SCORE | MAR | VISITORS: Memphis University |
|---|---|---|---|---|
| missed JUMPER by Bowers, Laure | 07:43 | | | |
| missed 3-PNTR by Leake, Steven | 07:26 | | | |
| | 07:26 | | | REBOUND(DEF) by Stokes, John |
| | 07:21 | | | TURNOVER by Stokes, John |
| FOUL on Jessen, Grant(P3T1) | 07:02 | | | |
| TURNOVER by Jessen, Grant | 07:02 | | | |
| | 06:51 | | | --- 20sec TIMEOUT --- |
| | 06:24 | 26-39 | V13 | made JUMPER by Stokes, John |
| TURNOVER by Leake, Steven | 06:06 | | | |
| | 06:04 | | | STEAL by Cole, Elliott |

| | | | | |
|---|---|---|---|---|
| | 05:51 | | | missed 3-PNTR by Reed, Taylor |
| | 05:51 | | | REBOUND(OFF) by Cole, Elliott |
| | 05:43 | 26-41 | V15 | made JUMPER by Stokes, John |
| | 05:43 | | | ASSIST by Reed, Taylor |
| | 05:23 | | | FOUL on Stokes, John (P4T1) |
| | 05:17 | | | FOUL on Hall, Ferrako(P3T2) |
| made F THROW by Williams, Ell | 05:17 | 27-41 | V14 | |
| made F THROW by Williams, Ell | 05:17 | 28-41 | V13 | |
| | 05:03 | 28-44 | V16 | made 3-PNTR by Cole, Elliott |
| | 05:03 | | | ASSIST by Reed, Taylor |
| TURNOVER by Leake, Steven | 04:42 | | | |
| | 04:40 | | | STEAL by Reed, Taylor |
| | 04:37 | | | missed LAYUP by Cole, Elliott |
| REBOUND(DEF) by Bowers, Laure | 04:37 | | | |
| made LAYUP by Williams, Ell | 04:28 | 30-44 | V14 | |
| ASSIST by Folk II, Eric | 04:28 | | | |
| --- TIMEOUT # 1 --- | 04:27 | | | |
| | 04:04 | | | TURNOVER by Counce, Rober |
| made LAYUP by Williams, Ell | 03:59 | 32-44 | V12 | |
| | 03:42 | | | missed JUMPER by Hall, Ferrako |
| | 03:42 | | | REBOUND(OFF) by Amagliani, Lo |
| | 03:41 | | | TURNOVER by Amagliani, Lo |
| missed JUMPER by Bowers, Laure | 03:30 | | | |
| | 03:30 | | | REBOUND(DEF) by Brown, Jordan |
| | 03:20 | 32-46 | V14 | made DUNK by Hall, Ferrako |
| | 03:20 | | | ASSIST by Brown, Jordan |
| FOUL on Bowers, Laure(P4T2) | 03:05 | | | |
| TURNOVER by Bowers, Laure | 03:05 | | | |
| | 02:55 | | | FOUL on Counce, Rober(P2T3) |
| | 02:55 | | | TURNOVER by Counce, Rober |
| missed JUMPER by Williams, Ell | 02:51 | | | |
| | 02:51 | | | REBOUND(DEF) by Amagliani, Lo |
| | 02:43 | | | missed JUMPER by Counce, Rober |
| | 02:43 | | | REBOUND(OFF) by Amagliani, Lo |
| | 02:38 | | | missed LAYUP by Amagliani, Lo |
| REBOUND(DEF) by Williams, Ell | 02:38 | | | |
| | 02:35 | | | FOUL on Brown, Jordan(P1T4) |
| missed LAYUP by Leake, Steven | 02:18 | | | |
| | 02:18 | | | REBOUND(DEF) by Reed, Taylor |
| | 02:06 | | | missed LAYUP by Reed, Taylor |
| | 02:06 | | | REBOUND(OFF) by Hall, Ferrako |
| FOUL on George, Wes (P4T3) | 01:50 | | | |
| | 01:46 | 32-48 | V16 | made LAYUP by Counce, Rober |
| | 01:46 | | | ASSIST by Hall, Ferrako |
| TURNOVER by Williams, Ell | 01:38 | | | |
| | 01:36 | 32-50 | V18 | made LAYUP by Cole, Elliott |
| --- TIMEOUT # 2 --- | 01:28 | | | |
| missed LAYUP by Williams, Ell | 01:08 | | | |
| | 01:08 | | | REBOUND(DEF) by Hall, Ferrako |
| | 00:57 | | | missed JUMPER by Hall, Ferrako |
| REBOUND(DEF) by Leake, Steven | 00:57 | | | |
| missed JUMPER by Leake, Steven | 00:48 | | | |
| REBOUND(OFF) by Williams, Ell | 00:48 | | | |
| made JUMPER by Williams, Ell | 00:44 | 34-50 | V16 | |
| | 00:31 | | | TURNOVER by Counce, Rober |
| missed JUMPER by Folk II, Eric | 00:23 | | | |
| | 00:23 | | | REBOUND(DEF) by Reed, Taylor |
| | 00:03 | 34-52 | V18 | made LAYUP by Brown, Jordan |

SCORE: St George's Independent School 34 Memphis University School 52



| HOME TEAM: St George's Indepen | TIME | SCORE | MAR | VISITORS: Memphis University |
|---|---|---|---|---|
| missed 3-PNTR by Williams, Ell | 07:46 | | | |
| REBOUND(OFF) by Folk II, Eric | 07:46 | | | |
| TURNOVER by Folk II, Eric | 07:40 | | | |
| | 07:39 | | | STEAL by Brown, Jordan |
| FOUL on Jessen, Grant(P4T4) | 07:35 | | | |

| | | | | |
|---|---|---|---|---|
| | 07:35 | 34-53 | V19 | made F THROW by Cole, Elliott |
| | 07:35 | 34-54 | V20 | made F THROW by Cole, Elliott |
| TURNOVER by Leake, Steven | 07:27 | | | |
| | 07:26 | | | STEAL by Reed, Taylor |
| | 07:22 | | | TURNOVER by Brown, Jordan |
| STEAL by Williams, Ell | 07:21 | | | |
| made LAYUP by Bowers, Laure | 07:11 | 36-54 | V18 | |
| ASSIST by Williams, Ell | 07:11 | | | |
| | 06:50 | | | missed LAYUP by Stokes, John |
| BLOCKED by Bowers, Laure | 06:50 | | | |
| | 06:47 | | | REBOUND(OFF) by Stokes, John |
| | 06:45 | 36-56 | V20 | made LAYUP by Stokes, John |
| TURNOVER by Williams, Ell | 06:33 | | | |
| | 06:31 | | | missed LAYUP by Brown, Jordan |
| | 06:31 | | | REBOUND(OFF) by Amagliani, Lo |
| | 06:27 | | | missed JUMPER by Amagliani, Lo |
| BLOCKED by Bowers, Laure | 06:27 | | | |
| | 06:25 | | | REBOUND(OFF) by Cole, Elliott |
| | 06:25 | | | missed JUMPER by Cole, Elliott |
| | 06:25 | | | REBOUND(OFF) by Cole, Elliott |
| FOUL on Williams, Ell(P2T5) | 06:25 | | | |
| | 06:24 | 36-59 | V23 | made 3-PNTR by Reed, Taylor |
| | 06:24 | | | ASSIST by Amagliani, Lo |
| | 06:09 | | | FOUL on Brown, Jordan(P2T5) |
| missed JUMPER by Bowers, Laure | 06:07 | | | |
| | 06:07 | | | REBOUND(DEF) by Reed, Taylor |
| | 05:57 | 36-61 | V25 | made LAYUP by Amagliani, Lo |
| | 05:57 | | | ASSIST by Stokes, John |
| TURNOVER by Jessen, Grant | 05:44 | | | |
| | 05:42 | | | STEAL by Reed, Taylor |
| | 05:40 | 36-63 | V27 | made JUMPER by Brown, Jordan |
| | 05:40 | | | ASSIST by May, Philip |
| | 05:30 | | | FOUL on Brown, Jordan(P3T6) |
| made LAYUP by Williams, Ell | 05:22 | 38-63 | V25 | |
| | 05:07 | 38-65 | V27 | made LAYUP by Stokes, John |
| | 05:07 | | | ASSIST by Brown, Jordan |
| made 3-PNTR by Jessen, Grant | 04:55 | 41-65 | V24 | |
| ASSIST by Bowers, Laure | 04:55 | | | |
| FOUL on Jessen, Grant(P5T6) | 04:43 | | | |
| | 04:27 | | | missed 3-PNTR by May, Philip |
| REBOUND(DEF) by Bowers, Laure | 04:27 | | | |
| made LAYUP by Popeck, Benja | 04:19 | 43-65 | V22 | |
| ASSIST by Leake, Steven | 04:19 | | | |
| | 03:52 | | | missed 3-PNTR by Cole, Elliott |
| REBOUND(DEF) by Popeck, Benja | 03:52 | | | |
| made JUMPER by Williams, Ell | 03:38 | 45-65 | V20 | |
| | 03:30 | | | --- TIMEOUT # 1 --- |
| FOUL on Slatery, Wil (P2T7) | 02:44 | | | |
| | 02:44 | | | missd F THROW by Amagliani, Lo |
| | 02:44 | | | REBOUND(OFF) by Stokes, John |
| | 01:17 | | | TURNOVER by Cole, Elliott |
| STEAL by Williams, Ell | 01:16 | | | |
| missed LAYUP by Williams, Ell | 01:10 | | | |
| | 01:05 | | | --- TIMEOUT # 2 --- |
| made JUMPER by Bowers, Laure | 01:00 | 47-65 | V18 | |
| | 00:49 | 47-67 | V20 | made LAYUP by Bomar, Adam |
| | 00:49 | | | ASSIST by May, Philip |
| made LAYUP by Williams, Ell | 00:41 | 49-67 | V18 | |
| | 00:41 | | | FOUL on Mirza, Naveed(P1T7) |
| made F THROW by Williams, Ell | 00:41 | 50-67 | V17 | |
| FOUL on Slatery, Wil (P3T8) | 00:35 | | | |
| | 00:35 | | | missd F THROW by Bomar, Adam |
| | 00:35 | 50-68 | V18 | made F THROW by Bomar, Adam |
| TURNOVER by Williams, Ell | 00:27 | | | |
| FOUL on Haas, Michael(P1T9) | 00:06 | | | |
| | 00:06 | 50-69 | V19 | made F THROW by Gray, Kevin |
| | 00:06 | 50-70 | V20 | made F THROW by Gray, Kevin |
| missed 3-PNTR by Williams, Ell | 00:01 | | | |
| | 00:01 | | | REBOUND(DEF) by Mirza, Naveed |

SCORE: St George's Independent School 50 Memphis University School 70

# 2006 Division II State Boys' Basketball Tournament

## March 1 - March 4, 2006 · Allen Arena - Lispcomb University - Nashville, TN

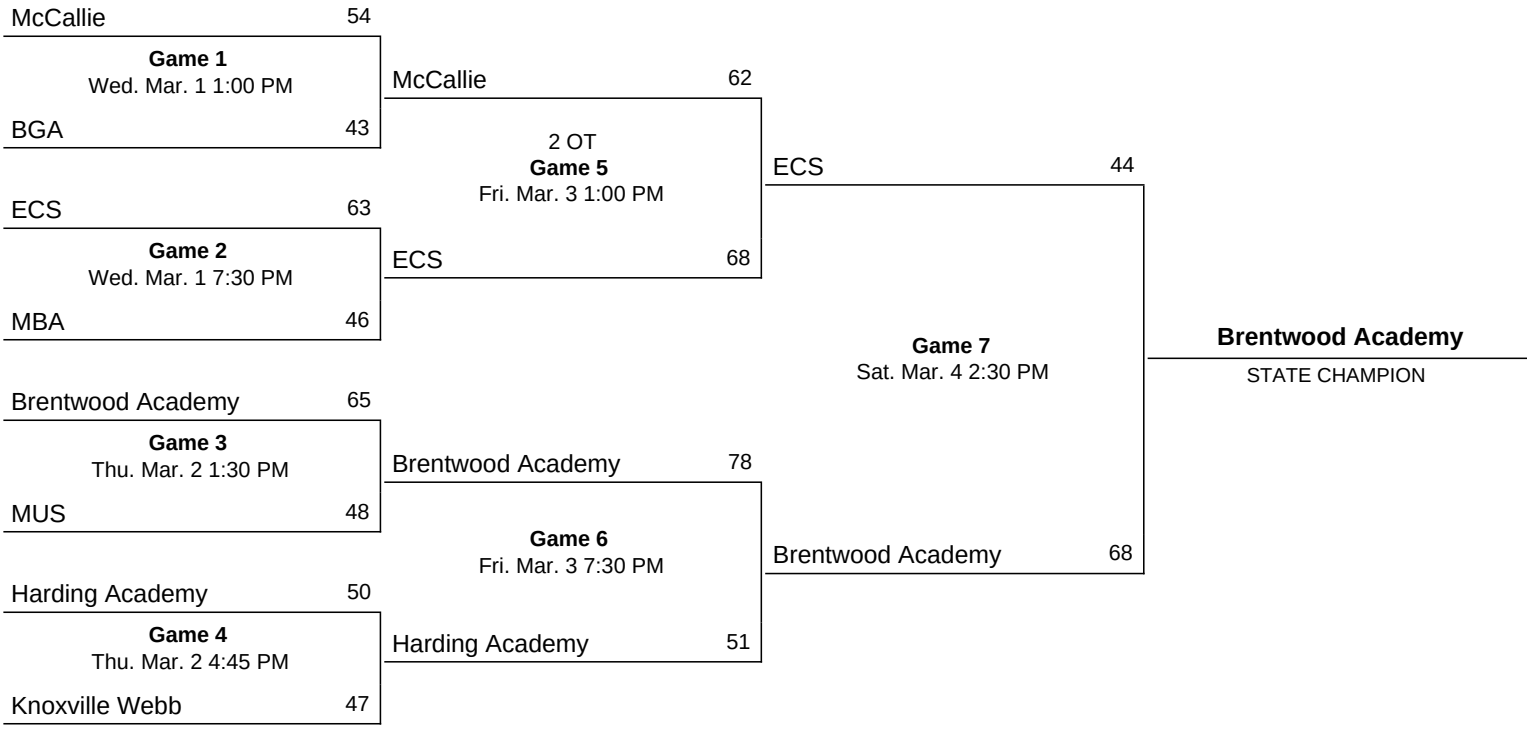

OFFICIAL BASKETBALL BOX SCORE -- G A M E  T O T A L S
Brentwood Academy vs Memphis University School
03/02/06 1:30 p.m. at Allen Arena, Lipscomb University

VISITORS: Brentwood Academy 32-2

| No. | N A M E | | TOT-FG FG | TOT-FG FGA | 3-PT FG | 3-PT FGA | FT | FTA | REBOUNDS OF | REBOUNDS DE | REBOUNDS TOT | PF | TP | A | TO | BLK | S | MIN |
|---|---|---|---|---|---|---|---|---|---|---|---|---|---|---|---|---|---|---|
| 04 | Bone, Joshua | * | 4 | 11 | 2 | 6 | 1 | 2 | 0 | 0 | 0 | 2 | 11 | 2 | 1 | 0 | 1 | 20 |
| 05 | Beasley, Michael | | 1 | 2 | 0 | 1 | 2 | 2 | 2 | 2 | 4 | 0 | 4 | 2 | 1 | 0 | 0 | 14 |
| 11 | Alred, Stephen | | 0 | 0 | 0 | 0 | 0 | 0 | 0 | 0 | 0 | 0 | 0 | 0 | 1 | 0 | 0 | 3 |
| 12 | Kottas, Bill | * | 1 | 2 | 0 | 1 | 1 | 2 | 0 | 3 | 3 | 0 | 3 | 6 | 0 | 0 | 5 | 21 |
| 14 | Kelly, Michael | | 0 | 3 | 0 | 1 | 0 | 0 | 0 | 0 | 0 | 0 | 0 | 0 | 0 | 0 | 0 | 1 |
| 20 | Wallace, Trent | | 0 | 1 | 0 | 0 | 0 | 0 | 1 | 0 | 1 | 1 | 0 | 0 | 0 | 0 | 0 | 3 |
| 22 | Stallings, Jacob | | 2 | 3 | 1 | 2 | 0 | 0 | 1 | 1 | 2 | 1 | 5 | 1 | 1 | 0 | 0 | 8 |
| 24 | Besch, Chris | | 0 | 0 | 0 | 0 | 0 | 0 | 0 | 0 | 0 | 0 | 0 | 0 | 0 | 0 | 0 | 4 |
| 30 | Garrett, John | * | 2 | 5 | 0 | 1 | 2 | 4 | 1 | 0 | 1 | 1 | 6 | 1 | 1 | 0 | 1 | 21 |
| 32 | Brown, Brandon | * | 2 | 2 | 0 | 0 | 2 | 2 | 2 | 2 | 4 | 3 | 6 | 0 | 1 | 0 | 0 | 16 |
| 34 | Wright, Brandan | * | 11 | 14 | 0 | 0 | 2 | 5 | 0 | 4 | 4 | 0 | 24 | 1 | 0 | 4 | 0 | 19 |
| 42 | Wright, Brian | | 1 | 3 | 0 | 0 | 2 | 2 | 1 | 4 | 5 | 1 | 4 | 1 | 0 | 2 | 1 | 20 |
| 44 | McHaney, Thad | | 0 | 0 | 0 | 0 | 2 | 7 | 3 | 1 | 4 | 0 | 2 | 0 | 2 | 0 | 0 | 5 |
| 50 | Murphy, Rob | | 0 | 1 | 0 | 0 | 0 | 0 | 0 | 1 | 1 | 1 | 0 | 0 | 1 | 0 | 0 | 3 |
| 54 | Taylor, Chad | | 0 | 0 | 0 | 0 | 0 | 0 | 0 | 1 | 1 | 3 | 0 | 0 | 0 | 0 | 0 | 2 |
| TEAM | ..... | | | | | | | | 1 | 2 | 3 | | | | | | | |
| TOTALS | | | 24 | 47 | 3 | 12 | 14 | 26 | 12 | 21 | 33 | 13 | 65 | 14 | 9 | 6 | 8 | 160 |

| | | | | | | | | |
|---|---|---|---|---|---|---|---|---|
| TOTAL FG% 1st Half: | 9-20 | .450 | 2nd Half: | 15-27 | .556 | Game: | .511 | DEADBALL |
| 3-Pt. FG% 1st Half: | 1- 7 | .143 | 2nd Half: | 2- 5 | .400 | Game: | .250 | REBOUNDS |
| F Throw % 1st Half: | 6-12 | .500 | 2nd Half: | 8-14 | .571 | Game: | .538 | 6 |

HOME TEAM: Memphis University School 20-12

| No. | N A M E | | TOT-FG FG | TOT-FG FGA | 3-PT FG | 3-PT FGA | FT | FTA | REBOUNDS OF | REBOUNDS DE | REBOUNDS TOT | PF | TP | A | TO | BLK | S | MIN |
|---|---|---|---|---|---|---|---|---|---|---|---|---|---|---|---|---|---|---|
| 05 | May, Philip | * | 2 | 5 | 0 | 1 | 2 | 2 | 0 | 0 | 0 | 1 | 6 | 2 | 1 | 0 | 0 | 22 |
| 10 | Amagliani, Louis | | 0 | 0 | 0 | 0 | 0 | 0 | 0 | 2 | 2 | 2 | 0 | 1 | 1 | 1 | 0 | 15 |
| 11 | Cole, Elliott | * | 7 | 16 | 5 | 11 | 1 | 1 | 0 | 0 | 0 | 3 | 20 | 3 | 1 | 0 | 2 | 28 |
| 15 | Gray, Kevin | | 1 | 2 | 0 | 0 | 0 | 0 | 0 | 0 | 0 | 1 | 2 | 0 | 4 | 0 | 0 | 5 |
| 22 | Martin, Jay | * | 3 | 7 | 1 | 5 | 0 | 0 | 1 | 3 | 4 | 2 | 7 | 1 | 3 | 0 | 0 | 26 |
| 25 | Hall, Ferrakohn | * | 1 | 3 | 0 | 0 | 0 | 0 | 0 | 2 | 2 | 2 | 2 | 1 | 1 | 0 | 0 | 20 |
| 30 | Mirza, Naveed | | 0 | 0 | 0 | 0 | 0 | 0 | 0 | 0 | 0 | 0 | 0 | 0 | 0 | 0 | 0 | 0+ |
| 40 | Zanca, Peter | | 4 | 6 | 0 | 0 | 1 | 2 | 3 | 5 | 8 | 5 | 9 | 0 | 1 | 0 | 0 | 14 |
| 44 | Williams, McCauley | | 0 | 4 | 0 | 0 | 0 | 0 | 3 | 1 | 4 | 1 | 0 | 2 | 0 | 0 | 0 | 13 |
| 50 | Stokes, John | * | 1 | 6 | 0 | 0 | 0 | 1 | 1 | 3 | 4 | 4 | 2 | 1 | 3 | 0 | 2 | 17 |
| TEAM | ..... | | | | | | | | 3 | 0 | 3 | | | | 1 | | | |
| TOTALS | | | 19 | 49 | 6 | 17 | 4 | 6 | 11 | 16 | 27 | 21 | 48 | 11 | 16 | 1 | 4 | 160 |

| | | | | | | | | |
|---|---|---|---|---|---|---|---|---|
| TOTAL FG% 1st Half: | 8-24 | .333 | 2nd Half: | 11-25 | .440 | Game: | .388 | DEADBALL |
| 3-Pt. FG% 1st Half: | 4- 9 | .444 | 2nd Half: | 2- 8 | .250 | Game: | .353 | REBOUNDS |
| F Throw % 1st Half: | 0- 0 | .000 | 2nd Half: | 4- 6 | .667 | Game: | .667 | 0, 1 |

OFFICIALS:
TECHNICAL FOULS:
Brentwood Academy - none
Memphis University School - none
ATTENDANCE:

| SCORE BY PERIODS: | 1st | 2nd | 3rd | 4th | OT1 | OT2 | TOTAL |
|---|---|---|---|---|---|---|---|
| Brentwood Academy | 14 | 11 | 26 | 14 | | | 65 |
| Memphis University School | 17 | 3 | 8 | 20 | | | 48 |

TSSAA Division II State Boys Basketball Championships Game #3

| HOME TEAM: Memphis University | TIME | SCORE | MAR | VISITORS: Brentwood Academy |
|---|---|---|---|---|
| made 3-PNTR by Martin, Jay | 07:48 | 3-0 | H 3 | |
| ASSIST by May, Philip | 07:48 | | | |
| FOUL on Hall, Ferrako(P1T1) | 07:31 | | | |
| | 07:31 | 3-2 | H 1 | made DUNK by Wright, Brand |
| | 07:31 | | | ASSIST by Kottas, Bill |
| | 07:31 | | | missd F THROW by Wright, Brand |
| TEAM TURNOVER | 07:27 | | | |
| FOUL on Hall, Ferrako(P2T2) | 07:20 | | | |
| | 06:56 | | | missed JUMPER by Bone, Joshua |
| REBOUND(DEF) by Martin, Jay | 06:56 | | | |
| missed JUMPER by Stokes, John | 06:44 | | | |
| | 06:17 | 3-4 | V 1 | made JUMPER by Wright, Brand |
| TURNOVER by Martin, Jay | 06:02 | | | |
| | 06:00 | | | STEAL by Kottas, Bill |
| FOUL on Cole, Elliott(P1T3) | 05:58 | | | |
| | 05:58 | 3-5 | V 2 | made F THROW by Bone, Joshua |
| --- TIMEOUT # 1 --- | 05:58 | | | |
| | 05:58 | | | missd F THROW by Bone, Joshua |
| | 05:58 | | | REBOUND(OFF) by Brown, Brando |
| FOUL on Stokes, John (P1T4) | 05:39 | | | |
| | 05:33 | | | missed JUMPER by Wright, Brand |
| REBOUND(DEF) by Zanca, Peter | 05:33 | | | |
| made 3-PNTR by Cole, Elliott | 05:10 | 6-5 | H 1 | |
| ASSIST by May, Philip | 05:10 | | | |
| | 05:03 | 6-7 | V 1 | made LAYUP by Wright, Brand |
| | 05:03 | | | ASSIST by Kottas, Bill |
| FOUL on Stokes, John (P2T5) | 05:03 | | | |
| | 05:03 | | | missd F THROW by Wright, Brand |
| REBOUND(DEF) by Zanca, Peter | 05:03 | | | |
| missed 3-PNTR by Martin, Jay | 04:54 | | | |
| | 04:54 | | | REBOUND(DEF) by Brown, Brando |
| | 04:38 | | | missed 3-PNTR by Bone, Joshua |
| | 04:38 | | | REBOUND(OFF) by Beasley, Mich |
| | 04:30 | | | TURNOVER by Garrett, John |
| missed JUMPER by May, Philip | 04:18 | | | |
| REBOUND(OFF) by Williams, McC | 04:18 | | | |
| missed JUMPER by Williams, McC | 04:12 | | | |
| | 04:12 | | | BLOCKED by Wright, Brian |
| REBOUND(OFF) by Williams, McC | 04:09 | | | |
| made JUMPER by May, Philip | 04:05 | 8-7 | H 1 | |
| | 03:34 | 8-9 | V 1 | made JUMPER by Beasley, Mich |
| missed LAYUP by May, Philip | 03:24 | | | |
| REBOUND(OFF) by Williams, McC | 03:24 | | | |
| missed JUMPER by Williams, McC | 03:20 | | | |
| | 03:20 | | | REBOUND(DEF) by Brown, Brando |
| | 02:58 | 8-12 | V 4 | made 3-PNTR by Bone, Joshua |
| | 02:58 | | | ASSIST by Beasley, Mich |
| made JUMPER by Zanca, Peter | 02:41 | 10-12 | V 2 | |
| ASSIST by Cole, Elliott | 02:41 | | | |
| | 02:41 | | | FOUL on Brown, Brando(P1T1) |
| made 3-PNTR by Cole, Elliott | 02:41 | 13-12 | H 1 | |
| ASSIST by Williams, McC | 02:41 | | | |
| --- TIMEOUT # 2 --- | 02:35 | | | |
| | 02:23 | | | missed JUMPER by Wright, Brand |
| REBOUND(DEF) by Amagliani, Lo | 02:23 | | | |
| | 02:21 | | | FOUL on Wright, Brian(P1T2) |
| made JUMPER by Gray, Kevin | 01:40 | 15-12 | H 3 | |
| | 01:21 | | | missed JUMPER by Wright, Brian |
| | 01:21 | | | REBOUND(OFF) by Garrett, John |
| FOUL on Williams, McC(P1T6) | 01:17 | | | |
| | 01:17 | | | missd F THROW by Garrett, John |
| | 01:17 | 15-13 | H 2 | made F THROW by Garrett, John |
| | 01:10 | | | FOUL on Bone, Joshua (P1T3) |
| made JUMPER by Martin, Jay | 00:57 | 17-13 | H 4 | |
| | 00:29 | | | missed 3-PNTR by Bone, Joshua |
| REBOUND(DEF) by Williams, McC | 00:29 | | | |
| TURNOVER by Gray, Kevin | 00:11 | | | |
| | 00:10 | | | STEAL by Kottas, Bill |

| | | | | |
|---|---|---|---|---|
| FOUL on Gray, Kevin (P1T7) | 00:08 | | | |
| | 00:08 | | | missd F THROW by Kottas, Bill |
| | 00:08 | 17-14 | H 3 | made F THROW by Kottas, Bill |
| missed JUMPER by Gray, Kevin | 00:00 | | | |
| | 00:00 | | | REBOUND(DEF) by Wright, Brand |

SCORE: Memphis University School 17 Brentwood Academy 14

Brentwood Academy vs Memphis University S 03/02/06 1:30 p.m.

- - -S E C O N D Q U A R T E R P L A Y B Y P L A Y- - - PAGE 001

| HOME TEAM: Memphis University | TIME | SCORE | MAR | VISITORS: Brentwood Academy |
|---|---|---|---|---|
| | 07:42 | 17-16 | H 1 | made LAYUP by Wright, Brand |
| | 07:42 | | | ASSIST by Garrett, John |
| TURNOVER by Martin, Jay | 07:17 | | | |
| | 07:17 | | | missed JUMPER by Wright, Brand |
| REBOUND(DEF) by Stokes, John | 07:17 | | | |
| | 07:15 | | | FOUL on Bone, Joshua (P2T4) |
| TURNOVER by Stokes, John | 06:55 | | | |
| | 06:51 | | | TURNOVER by Bone, Joshua |
| missed JUMPER by Cole, Elliott | 06:40 | | | |
| | 06:40 | | | BLOCKED by Wright, Brand |
| TURNOVER by Martin, Jay | 06:28 | | | |
| | 06:08 | | | FOUL on Brown, Brando(P2T5) |
| made 3-PNTR by Cole, Elliott | 05:32 | 20-16 | H 4 | |
| ASSIST by Stokes, John | 05:32 | | | |
| | 05:13 | 20-18 | H 2 | made JUMPER by Wright, Brand |
| FOUL on May, Philip (P1T8) | 05:13 | | | |
| | 05:13 | | | missd F THROW by Wright, Brand |
| REBOUND(DEF) by Hall, Ferrako | 05:13 | | | |
| missed JUMPER by Hall, Ferrako | 05:02 | | | |
| | 05:02 | | | REBOUND(DEF) by Wright, Brand |
| | 04:50 | | | missed 3-PNTR by Garrett, John |
| REBOUND(DEF) by Martin, Jay | 04:50 | | | |
| | 04:39 | | | FOUL on Stallings, Ja(P1T6) |
| missed 3-PNTR by Cole, Elliott | 04:37 | | | |
| | 04:37 | | | REBOUND(DEF) by Wright, Brian |
| | 04:17 | 20-20 | T 1 | made LAYUP by Brown, Brando |
| | 04:17 | | | ASSIST by Stallings, Ja |
| missed LAYUP by Stokes, John | 03:52 | | | |
| | 03:52 | | | REBOUND(DEF) by Wright, Brian |
| | 03:28 | | | missed 3-PNTR by Stallings, Ja |
| REBOUND(DEF) by Hall, Ferrako | 03:28 | | | |
| missed 3-PNTR by Cole, Elliott | 03:14 | | | |
| | 03:14 | | | REBOUND(DEF) by Stallings, Ja |
| | 02:44 | | | TURNOVER by Stallings, Ja |
| STEAL by Stokes, John | 02:42 | | | |
| missed JUMPER by Stokes, John | 02:40 | | | |
| | 02:40 | | | REBOUND(DEF) by Beasley, Mich |
| FOUL on Cole, Elliott(P2T9) | 02:32 | | | |
| --- TIMEOUT # 1 --- | 02:32 | | | |
| | 02:32 | 20-21 | V 1 | made F THROW by Beasley, Mich |
| | 02:32 | 20-22 | V 2 | made F THROW by Beasley, Mich |
| missed JUMPER by Williams, McC | 01:50 | | | |
| | 01:50 | | | REBOUND(DEF) by Kottas, Bill |
| | 01:26 | | | missed 3-PNTR by Bone, Joshua |
| REBOUND(DEF) by Zanca, Peter | 01:26 | | | |
| missed 3-PNTR by Martin, Jay | 01:03 | | | |
| | 01:03 | | | REBOUND(DEF) by Wright, Brian |
| | 00:57 | 20-24 | V 4 | made LAYUP by Wright, Brand |
| | 00:57 | | | ASSIST by Kottas, Bill |
| FOUL on Zanca, Peter (P1T10) | 00:57 | | | |
| | 00:57 | 20-25 | V 5 | made F THROW by Wright, Brand |
| missed 3-PNTR by Cole, Elliott | 00:41 | | | |
| | 00:41 | | | REBOUND(DEF) by Wright, Brand |
| | 00:02 | | | missed 3-PNTR by Kottas, Bill |
| | 00:02 | | | REBOUND(OFF) by Wright, Brian |

SCORE: Memphis University School 20 Brentwood Academy 25

Brentwood Academy vs Memphis University S 03/02/06 1:30 p.m.

- - - T H I R D Q U A R T E R P L A Y B Y P L A Y - - - PAGE 001

| HOME TEAM: Memphis University | TIME | SCORE | MAR | VISITORS: Brentwood Academy |
|---|---|---|---|---|
| missed JUMPER by Hall, Ferrako | 07:50 | | | |
| | 07:50 | | | BLOCKED by Wright, Brand |
| REBOUND(OFF) by Stokes, John | 07:46 | | | |
| missed JUMPER by Stokes, John | 07:43 | | | |
| | 07:43 | | | BLOCKED by Wright, Brian |
| TURNOVER by May, Philip | 07:40 | | | |
| | 07:39 | | | STEAL by Kottas, Bill |
| | 07:37 | 20-27 | V 7 | made LAYUP by Kottas, Bill |
| TURNOVER by Cole, Elliott | 07:28 | | | |
| | 07:27 | | | STEAL by Kottas, Bill |
| FOUL on Cole, Elliott(P3T1) | 07:27 | | | |
| | 07:15 | 20-29 | V 9 | made JUMPER by Wright, Brand |
| TURNOVER by Stokes, John | 07:06 | | | |
| | 07:05 | | | STEAL by Wright, Brian |
| | 07:03 | 20-31 | V11 | made LAYUP by Bone, Joshua |
| TURNOVER by Stokes, John | 06:56 | | | |
| | 06:32 | 20-34 | V14 | made 3-PNTR by Bone, Joshua |
| | 06:32 | | | ASSIST by Kottas, Bill |
| --- 20sec TIMEOUT --- | 06:28 | | | |
| | 06:08 | | | FOUL on Garrett, John(P1T1) |
| TURNOVER by Gray, Kevin | 05:53 | | | |
| | 05:48 | 20-36 | V16 | made LAYUP by Bone, Joshua |
| | 05:48 | | | ASSIST by Kottas, Bill |
| TURNOVER by Gray, Kevin | 05:39 | | | |
| FOUL on Stokes, John (P3T2) | 05:22 | | | |
| | 05:22 | 20-37 | V17 | made F THROW by Wright, Brian |
| | 05:22 | 20-38 | V18 | made F THROW by Wright, Brian |
| missed JUMPER by Cole, Elliott | 04:51 | | | |
| | 04:51 | | | BLOCKED by Wright, Brand |
| | 04:49 | | | REBOUND(DEF) by Wright, Brand |
| | 04:44 | 20-40 | V20 | made LAYUP by Wright, Brian |
| | 04:44 | | | ASSIST by Wright, Brand |
| missed LAYUP by Cole, Elliott | 04:22 | | | |
| | 04:22 | | | BLOCKED by Wright, Brand |
| REBOUND(OFF) by Zanca, Peter | 04:19 | | | |
| made LAYUP by Zanca, Peter | 04:16 | 22-40 | V18 | |
| | 03:57 | 22-42 | V20 | made JUMPER by Wright, Brand |
| TURNOVER by Zanca, Peter | 03:45 | | | |
| | 03:43 | | | STEAL by Bone, Joshua |
| | 03:41 | 22-44 | V22 | made LAYUP by Garrett, John |
| | 03:41 | | | ASSIST by Bone, Joshua |
| FOUL on Martin, Jay (P1T3) | 03:41 | | | |
| | 03:41 | 22-45 | V23 | made F THROW by Garrett, John |
| made JUMPER by Hall, Ferrako | 03:21 | 24-45 | V21 | |
| | 03:07 | | | missed 3-PNTR by Bone, Joshua |
| REBOUND(DEF) by Zanca, Peter | 03:07 | | | |
| missed 3-PNTR by Martin, Jay | 02:59 | | | |
| | 02:59 | | | REBOUND(DEF) by Beasley, Mich |
| | 02:52 | | | missed LAYUP by Bone, Joshua |
| | 02:52 | | | REBOUND(OFF) by Beasley, Mich |
| | 02:28 | | | missed 3-PNTR by Beasley, Mich |
| REBOUND(DEF) by Amagliani, Lo | 02:28 | | | |
| TURNOVER by Hall, Ferrako | 02:19 | | | |
| | 02:16 | | | STEAL by Kottas, Bill |
| | 02:13 | 24-47 | V23 | made LAYUP by Brown, Brando |
| missed LAYUP by Zanca, Peter | 02:03 | | | |
| | 02:03 | | | REBOUND(DEF) by Wright, Brian |
| | 01:56 | | | TURNOVER by Beasley, Mich |
| missed 3-PNTR by May, Philip | 01:44 | | | |
| | 01:44 | | | REBOUND(DEF) by Kottas, Bill |
| | 01:36 | | | missed LAYUP by Garrett, John |
| BLOCKED by Amagliani, Lo | 01:36 | | | |
| | 01:33 | | | REBOUND(OFF) by Stallings, Ja |

| | | | | |
|---|---|---|---|---|
| | 01:30 | 24-49 | V25 | made JUMPER by Stallings, Ja |
| made JUMPER by Zanca, Peter | 01:10 | 26-49 | V23 | |
| ASSIST by Amagliani, Lo | 01:10 | | | |
| | 00:48 | 26-51 | V25 | made JUMPER by Wright, Brand |
| | 00:48 | | | ASSIST by Kottas, Bill |
| made JUMPER by May, Philip | 00:23 | 28-51 | V23 | |
| | 00:03 | | | TURNOVER by Brown, Brando |

SCORE: Memphis University School 28 Brentwood Academy 51

Brentwood Academy vs Memphis University S 03/02/06 1:30 p.m.

- - -F O U R T H Q U A R T E R P L A Y B Y P L A Y- - - PAGE 001

| HOME TEAM: Memphis University | TIME | SCORE | MAR | VISITORS: Brentwood Academy |
|---|---|---|---|---|
| | 07:42 | 28-53 | V25 | made JUMPER by Wright, Brand |
| TURNOVER by Amagliani, Lo | 07:14 | | | |
| | 07:13 | | | STEAL by Garrett, John |
| | 07:09 | 28-55 | V27 | made JUMPER by Garrett, John |
| | 07:09 | | | ASSIST by Wright, Brian |
| FOUL on Amagliani, Lo(P1T4) | 07:04 | | | |
| | 07:04 | | | missd F THROW by Garrett, John |
| REBOUND(DEF) by Martin, Jay | 07:04 | | | |
| made 3-PNTR by Cole, Elliott | 06:46 | 31-55 | V24 | |
| ASSIST by Williams, McC | 06:46 | | | |
| | 06:40 | | | --- 20sec TIMEOUT --- |
| | 06:33 | 31-57 | V26 | made DUNK by Wright, Brand |
| | 06:33 | | | ASSIST by Bone, Joshua |
| FOUL on Zanca, Peter (P2T5) | 06:33 | | | |
| | 06:33 | 31-58 | V27 | made F THROW by Wright, Brand |
| FOUL on Martin, Jay (P2T6) | 06:23 | | | |
| | 06:04 | | | missed LAYUP by Bone, Joshua |
| | 06:04 | | | REBOUND(OFF) by Brown, Brando |
| FOUL on Zanca, Peter (P3T7) | 06:00 | | | |
| | 06:00 | 31-59 | V28 | made F THROW by Brown, Brando |
| | 06:00 | 31-60 | V29 | made F THROW by Brown, Brando |
| missed 3-PNTR by Cole, Elliott | 05:58 | | | |
| | 05:58 | | | REBOUND(DEF) by Kottas, Bill |
| | 05:44 | | | missed JUMPER by Wright, Brian |
| REBOUND(DEF) by Zanca, Peter | 05:44 | | | |
| made LAYUP by Stokes, John | 05:34 | 33-60 | V27 | |
| ASSIST by Cole, Elliott | 05:34 | | | |
| | 05:28 | | | missed JUMPER by Garrett, John |
| | 05:18 | | | FOUL on Brown, Brando(P3T2) |
| TURNOVER by Gray, Kevin | 05:12 | | | |
| | 04:57 | 33-63 | V30 | made 3-PNTR by Stallings, Ja |
| | 04:57 | | | ASSIST by Beasley, Mich |
| missed 3-PNTR by Cole, Elliott | 04:35 | | | |
| REBOUND(OFF) by Zanca, Peter | 04:35 | | | |
| missed 3-PNTR by Cole, Elliott | 04:31 | | | |
| | 04:22 | | | --- TIMEOUT # 1 --- |
| missed JUMPER by Zanca, Peter | 04:15 | | | |
| | 04:15 | | | REBOUND(DEF) by Taylor, Chad |
| FOUL on Stokes, John (P4T8) | 03:47 | | | |
| | 03:47 | | | missd F THROW by McHaney, Thad |
| | 03:47 | | | missd F THROW by McHaney, Thad |
| REBOUND(DEF) by Stokes, John | 03:47 | | | |
| | 03:41 | | | FOUL on Taylor, Chad (P1T3) |
| made F THROW by May, Philip | 03:41 | 34-63 | V29 | |
| made F THROW by May, Philip | 03:41 | 35-63 | V28 | |
| | 03:30 | | | TURNOVER by Alred, Stephe |
| STEAL by Cole, Elliott | 03:29 | | | |
| made LAYUP by Cole, Elliott | 03:27 | 37-63 | V26 | |
| | 03:17 | | | FOUL on Murphy, Rob (P1T4) |
| | 03:17 | | | TURNOVER by Murphy, Rob |
| missed JUMPER by Stokes, John | 03:01 | | | |
| REBOUND(OFF) by Zanca, Peter | 03:01 | | | |
| | 02:57 | | | FOUL on Taylor, Chad (P2T5) |
| made F THROW by Zanca, Peter | 02:57 | 38-63 | V25 | |
| missd F THROW by Zanca, Peter | 02:57 | | | |
| REBOUND(OFF) by Martin, Jay | 02:57 | | | |

| | | | | |
|---|---|---|---|---|
| missed 3-PNTR by Martin, Jay | 02:50 | | | |
| made LAYUP by Cole, Elliott | 02:44 | 40-63 | V23 | |
| ASSIST by Martin, Jay | 02:44 | | | |
| | 02:39 | | | FOUL on Wallace, Tren(P1T6) |
| made F THROW by Cole, Elliott | 02:39 | 41-63 | V22 | |
| | 02:39 | | | missed JUMPER by Kelly, Michae |
| | 02:36 | | | missed 3-PNTR by Kelly, Michae |
| REBOUND(DEF) by Stokes, John | 02:36 | | | |
| | 02:29 | | | FOUL on Taylor, Chad (P3T7) |
| missd F THROW by Stokes, John | 02:17 | | | |
| | 02:17 | | | REBOUND(DEF) by Murphy, Rob |
| | 01:59 | | | TURNOVER by McHaney, Thad |
| STEAL by Cole, Elliott | 01:58 | | | |
| made LAYUP by Zanca, Peter | 01:56 | 43-63 | V20 | |
| ASSIST by Cole, Elliott | 01:56 | | | |
| | 01:43 | | | missed JUMPER by Kelly, Michae |
| | 01:43 | | | REBOUND(OFF) by McHaney, Thad |
| | 01:38 | | | TURNOVER by McHaney, Thad |
| STEAL by Stokes, John | 01:38 | | | |
| made LAYUP by Martin, Jay | 01:18 | 45-63 | V18 | |
| FOUL on Zanca, Peter (P4T9) | 01:03 | | | |
| | 01:03 | | | missd F THROW by McHaney, Thad |
| | 01:03 | | | REBOUND(OFF) by Wallace, Tren |
| FOUL on Zanca, Peter (P5T10) | 01:01 | | | |
| | 00:53 | | | missd F THROW by McHaney, Thad |
| | 00:53 | 45-64 | V19 | made F THROW by McHaney, Thad |
| missed JUMPER by Williams, McC | 00:42 | | | |
| | 00:42 | | | REBOUND(DEF) by McHaney, Thad |
| | 00:33 | | | missed JUMPER by Murphy, Rob |
| | 00:33 | | | REBOUND(OFF) by McHaney, Thad |
| | 00:29 | | | missed JUMPER by Wallace, Tren |
| | 00:29 | | | REBOUND(OFF) by McHaney, Thad |
| FOUL on Amagliani, Lo(P2T11) | 00:26 | | | |
| | 00:26 | | | missd F THROW by McHaney, Thad |
| | 00:26 | 45-65 | V20 | made F THROW by McHaney, Thad |
| made 3-PNTR by Cole, Elliott | 00:16 | 48-65 | V17 | |
| ASSIST by Hall, Ferrako | 00:16 | | | |

SCORE: Memphis University School 48 Brentwood Academy 65

# 2005 Division II State Boys' Basketball Tournament

## March 2 - March 5, 2005 · Allen Arena - Lispcomb University - Nashville, TN

**Game 1**
Wed. Mar. 2 1:30 PM

| | |
|---|---|
| Brentwood Academy (25-7) | 64 |
| MUS (16-13) | 40 |

**Game 2**
Wed. Mar. 2 4:45 PM

| | |
|---|---|
| Baylor | 51 |
| Harding Academy (19-12) | 52 |

**Game 3**
Thu. Mar. 3 1:00 PM

| | |
|---|---|
| Father Ryan (20-9) | 52 |
| Knoxville Catholic | 50 |

**Game 4**
Thu. Mar. 3 8:00 PM

| | |
|---|---|
| BGA (17-9) | 39 |
| Briarcrest (25-7) | 50 |

**Game 5**
Fri. Mar. 4 1:00 PM

| | |
|---|---|
| Brentwood Academy | 93 |
| Harding Academy | 75 |

**Game 6**
Fri. Mar. 4 8:00 PM

| | |
|---|---|
| Father Ryan | 42 |
| Briarcrest | 49 |

**Game 7**
Sat. Mar. 5 2:30 PM

| | |
|---|---|
| Brentwood Academy | 80 |
| Briarcrest | 54 |

**Brentwood Academy**
STATE CHAMPION

Date: 3/2/2005 Arena: Allen Arena, Lipscomb
Time: 1:30 pm City, State: Nashville, TN

**VISITOR: Memphis University School (16-14)**

| NO | PLAYER | P | TOT-FG FG | TOT-FG FGA | 3-PT FG | 3-PT FGA | FT | FTA | REBOUNDS OFF | REBOUNDS DEF | REBOUNDS TOT | PF | TP | A | TO | BK | S | MIN |
|---|---|---|---|---|---|---|---|---|---|---|---|---|---|---|---|---|---|---|
| 04 | May, Philip | * | 2 | 4 | 2 | 2 | 0 | 0 | 0 | 2 | 2 | 0 | 6 | 2 | 6 | 0 | 0 | 26+ |
| 12 | Cole, Elliott | * | 2 | 8 | 0 | 4 | 0 | 0 | 0 | 0 | 0 | 1 | 4 | 0 | 0 | 0 | 0 | 23- |
| 23 | Martin, Jay | * | 5 | 6 | 4 | 5 | 0 | 0 | 0 | 2 | 2 | 3 | 14 | 2 | 5 | 0 | 0 | 24- |
| 24 | Welch, Jimbo | * | 1 | 3 | 0 | 1 | 0 | 0 | 0 | 2 | 2 | 0 | 2 | 1 | 3 | 0 | 0 | 17+ |
| 43 | Zanca, Peter | * | 2 | 5 | 0 | 0 | 2 | 2 | 0 | 3 | 3 | 3 | 6 | 1 | 1 | 2 | 0 | 21+ |
| 13 | Flinn, Phillip | | 0 | 1 | 0 | 0 | 2 | 2 | 0 | 0 | 0 | 3 | 2 | 0 | 1 | 0 | 1 | 18- |
| 21 | Welch, Logan | | 0 | 0 | 0 | 0 | 0 | 0 | 0 | 2 | 2 | 3 | 0 | 0 | 2 | 0 | 0 | 6+ |
| 31 | Taylor, John | | 0 | 0 | 0 | 0 | 0 | 0 | 0 | 0 | 0 | 0 | 0 | 0 | 0 | 0 | 0 | 2- |
| 32 | Adams, Hunter | | 0 | 0 | 0 | 0 | 0 | 0 | 0 | 0 | 0 | 0 | 0 | 0 | 0 | 0 | 0 | 1- |
| 41 | Askew, Charles | | 0 | 2 | 0 | 0 | 0 | 0 | 0 | 2 | 2 | 1 | 0 | 1 | 0 | 0 | 0 | 6- |
| 45 | Williams, McCauley | | 1 | 1 | 0 | 0 | 0 | 0 | 0 | 0 | 0 | 0 | 2 | 0 | 0 | 0 | 0 | 2- |
| 54 | Stokes, John | | 2 | 7 | 0 | 0 | 0 | 2 | 4 | 2 | 6 | 4 | 4 | 0 | 0 | 0 | 1 | 15- |
| | TEAM REBOUNDS | | | | | | | | 0 | 2 | 2 | | | | 0 | | | |
| | Team Totals | | 15 | 37 | 6 | 12 | 4 | 6 | 4 | 17 | 21 | 18 | 40 | 7 | 18 | 2 | 2 | 160 |

| | | | | | | | | |
|---|---|---|---|---|---|---|---|---|
| Total FG% | - 1st: 8/17 | 0.471 | 2nd: 7/20 | 0.350 | Game: 0.405 | | Deadball | |
| 3-PT FG% | - 1st: 4/8 | 0.500 | 2nd: 2/4 | 0.500 | Game: 0.500 | | Rebounds | |
| Total FT% | - 1st: 4/4 | 1.000 | 2nd: 0/2 | 0.000 | Game: 0.667 | | (2,0) | |

**HOME: Brentwood Academy (27-3)**

| NO | PLAYER | P | TOT-FG FG | TOT-FG FGA | 3-PT FG | 3-PT FGA | FT | FTA | REBOUNDS OFF | REBOUNDS DEF | REBOUNDS TOT | PF | TP | A | TO | BK | S | MIN |
|---|---|---|---|---|---|---|---|---|---|---|---|---|---|---|---|---|---|---|
| 04 | Bone, Joshua | * | 4 | 10 | 2 | 5 | 6 | 8 | 0 | 0 | 0 | 2 | 16 | 2 | 2 | 0 | 4 | 21+ |
| 10 | Revelette, Mason | * | 0 | 3 | 0 | 2 | 2 | 2 | 0 | 0 | 0 | 1 | 2 | 1 | 1 | 0 | 2 | 19- |
| 30 | Garrett, John | * | 3 | 5 | 0 | 0 | 2 | 2 | 1 | 1 | 2 | 0 | 8 | 1 | 2 | 0 | 2 | 17+ |
| 34 | Wright, Brandan | * | 8 | 10 | 0 | 0 | 4 | 6 | 3 | 4 | 7 | 0 | 20 | 0 | 1 | 3 | 2 | 20- |
| 40 | Turner, Barry | * | 2 | 6 | 0 | 0 | 4 | 4 | 2 | 3 | 5 | 2 | 8 | 2 | 2 | 0 | 1 | 20- |
| 03 | Griffin, Tyler | | 1 | 1 | 0 | 0 | 0 | 1 | 0 | 1 | 1 | 1 | 2 | 0 | 0 | 0 | 0 | 9- |
| 05 | Beasley, Michael | | 1 | 2 | 0 | 1 | 0 | 0 | 3 | 0 | 3 | 2 | 2 | 2 | 0 | 0 | 0 | 13+ |
| 11 | Rhodes, Adrian | | 0 | 0 | 0 | 0 | 0 | 0 | 0 | 1 | 1 | 0 | 0 | 0 | 0 | 0 | 0 | 1- |
| 12 | Kottas, Bill | | 0 | 3 | 0 | 2 | 3 | 3 | 0 | 3 | 3 | 0 | 3 | 2 | 0 | 0 | 0 | 13- |
| 22 | Stallings, Jacob | | 0 | 1 | 0 | 1 | 0 | 0 | 0 | 0 | 0 | 0 | 0 | 0 | 0 | 0 | 0 | 2- |
| 24 | Besch, Chris | | 0 | 0 | 0 | 0 | 0 | 0 | 0 | 0 | 0 | 0 | 0 | 0 | 0 | 0 | 0 | 1- |
| 32 | Brown, Brandon | | 0 | 2 | 0 | 1 | 0 | 0 | 2 | 3 | 5 | 3 | 0 | 0 | 0 | 0 | 0 | 10+ |
| 42 | Wright, Brian | | 1 | 4 | 0 | 0 | 0 | 0 | 0 | 2 | 2 | 1 | 2 | 0 | 1 | 2 | 0 | 12- |
| 54 | Taylor, Chad | | 0 | 0 | 0 | 0 | 1 | 2 | 0 | 0 | 0 | 0 | 1 | 0 | 0 | 0 | 0 | 2- |
| | TEAM REBOUNDS | | | | | | | | 3 | 0 | 3 | | | | 0 | | | |
| | Team Totals | | 20 | 47 | 2 | 12 | 22 | 28 | 14 | 18 | 32 | 12 | 64 | 10 | 9 | 5 | 11 | 160 |

| | | | | | | | | |
|---|---|---|---|---|---|---|---|---|
| Total FG% | - 1st: 11/26 | 0.423 | 2nd: 9/21 | 0.429 | Game: 0.426 | | Deadball | |
| 3-PT FG% | - 1st: 0/6 | 0.000 | 2nd: 2/6 | 0.333 | Game: 0.167 | | Rebounds | |
| Total FT% | - 1st: 14/15 | 0.933 | 2nd: 8/13 | 0.615 | Game: 0.786 | | (3,0) | |

Technical Fouls: MUS (0)
: BA (0)

OFFICIALS :
ATTENDANCE : 0

| ENHANCED SCORING | FstBrk | OffTov | Paint | 2ndCh | Bench |
|---|---|---|---|---|---|
| Memphis University School | 0 | 6 | 14 | 2 | 8 |

| | | | | | |
|---|---|---|---|---|---|
| Brentwood Academy | 4 | 22 | 44 | 11 | 10 |

| SCORE BY PERIODS | 1st | 2nd | 3rd | 4th | TOTAL |
|---|---|---|---|---|---|
| Memphis University School | 9 | 15 | 6 | 10 | 40 |
| Brentwood Academy | 20 | 16 | 18 | 10 | 64 |

# 1998 Division II State Boys' Basketball Tournament

## March 4 - March 7, 1998 · Battle Ground Academy (Franklin) & MTSU (Murfreesboro)

**Game 1**
Wed. Mar. 4 2:30 PM
BGA

| | |
|---|---|
| MBA (14-10) | 70 |
| Knoxville Webb (13-9) | 65 |

**Game 2**
Wed. Mar. 4 8:00 PM
BGA

| | |
|---|---|
| BGA (9-20) | 59 |
| MUS (29-2) | 52 |

**Game 3**
Thu. Mar. 5 2:30 PM
BGA

| | |
|---|---|
| Baylor (19-6) | 55 |
| Christian Brothers (14-18) | 43 |

**Game 4**
Thu. Mar. 5 8:00 PM
BGA

| | |
|---|---|
| Father Ryan (23-7) | 57 |
| ECS (22-8) | 45 |

**Game 5**
Fri. Mar. 6 2:30 PM
MTSU

| | |
|---|---|
| MBA | 58 |
| BGA | 38 |

**Game 6**
Fri. Mar. 6 8:00 PM
MTSU

| | |
|---|---|
| Baylor | 47 |
| Father Ryan | 50 |

**Game 7**
Sat. Mar. 7 3:00 PM
MTSU

| | |
|---|---|
| MBA | 55 |
| Father Ryan | 51 |

**MBA**

STATE CHAMPION

OFFICIAL NCAA BASKETBALL BOX SCORE
Battle Ground Academy (11-19)

Site: Franklin, Tenn.
Date: March 4, 1998

| BGA (VISITORS) | | | Total FG | Total AT | 3-Pts FG | 3-Pts AT | FT | FT AT | Rebounds OF | Rebounds DF | Rebounds To | PF | TP | A | TO | BK | ST | MN |
|---|---|---|---|---|---|---|---|---|---|---|---|---|---|---|---|---|---|---|
| 14 | Russell, Robert | f | 4 | 6 | 0 | 1 | 6 | 6 | 1 | 0 | 1 | 2 | 14 | 2 | 0 | 0 | 1 | 28 |
| 24 | Howard, Neal | f | 3 | 8 | 1 | 3 | 2 | 2 | 0 | 5 | 5 | 4 | 9 | 0 | 3 | 0 | 2 | 25 |
| 52 | Fleming, Troy | c | 2 | 4 | 0 | 0 | 0 | 0 | 2 | 6 | 8 | 4 | 4 | 0 | 4 | 0 | 1 | 16 |
| 22 | Porter, Jason | g | 3 | 4 | 0 | 1 | 4 | 8 | 1 | 6 | 7 | 0 | 10 | 0 | 3 | 0 | 0 | 22 |
| 34 | Thompson, Mark | g | 2 | 4 | 0 | 0 | 6 | 9 | 0 | 1 | 1 | 0 | 10 | 1 | 5 | 0 | 2 | 31 |
| 4 | Lyles, Christian | | 0 | 0 | 0 | 0 | 0 | 0 | 2 | 4 | 6 | 2 | 0 | 0 | 1 | 0 | 0 | 16 |
| 10 | Beatty, Blanding | | 0 | 0 | 0 | 0 | 0 | 0 | 0 | 0 | 0 | 0 | 0 | 0 | 0 | 0 | 0 | -- |
| 12 | Usery, Andrew | | 0 | 0 | 0 | 0 | 0 | 0 | 0 | 0 | 0 | 0 | 0 | 0 | 0 | 0 | 0 | -- |
| 20 | Brown, Ryan | | 0 | 3 | 0 | 0 | 0 | 0 | 1 | 3 | 4 | 0 | 0 | 1 | 3 | 0 | 0 | 14 |
| 30 | Gibson, Will | | 5 | 10 | 0 | 0 | 2 | 3 | 3 | 3 | 6 | 3 | 12 | 3 | 3 | 1 | 0 | 25 |
| 32 | Joyner, Richard | | 0 | 0 | 0 | 0 | 0 | 0 | 0 | 0 | 0 | 0 | 0 | 0 | 0 | 0 | 0 | -- |
| 42 | Davis, Jay | | 0 | 0 | 0 | 0 | 0 | 0 | 0 | 0 | 0 | 0 | 0 | 0 | 0 | 0 | 1 | 4 |
| 44 | Fesmire, Ryan | | 0 | 0 | 0 | 0 | 0 | 0 | 0 | 0 | 0 | 0 | 0 | 0 | 0 | 0 | 0 | -- |
| 50 | Belcher, Jason | | 0 | 0 | 0 | 0 | 0 | 0 | 0 | 0 | 0 | 0 | 0 | 0 | 0 | 0 | 0 | -- |
| 54 | Davis, Brad | | 0 | 0 | 0 | 0 | 0 | 0 | 0 | 0 | 0 | 0 | 0 | 0 | 0 | 0 | 0 | -- |
| | Team Totals | | | | | | | | 0 | 1 | 1 | | | | 0 | | | |
| | TOTALS | | 19 | 39 | 1 | 5 | 20 | 28 | 10 | 29 | 39 | 15 | 59 | 7 | 22 | 1 | 7 | 180 |

Deadball Rebounds: 2, 0: 2

| | | | | | | |
|---|---|---|---|---|---|---|
| Tot FG %: | 1st Half: | 5-14 | .357 | 2nd Half: 14-25 | .560 | Game: .487 |
| 3-Pt FG %: | 1st Half: | 0- 2 | .000 | 2nd Half: 1- 3 | .333 | Game: .200 |
| FT % : | 1st Half: | 3- 6 | .500 | 2nd Half: 17-22 | .773 | Game: .714 |

Memphis University School (29-3)

| MUS (HOME) | | | Total FG | Total AT | 3-Pts FG | 3-Pts AT | FT | FT AT | Rebounds OF | Rebounds DF | Rebounds To | PF | TP | A | TO | BK | ST | MN |
|---|---|---|---|---|---|---|---|---|---|---|---|---|---|---|---|---|---|---|
| 21 | Black, Michael | f | 4 | 13 | 1 | 6 | 3 | 3 | 2 | 2 | 4 | 5 | 12 | 2 | 2 | 0 | 4 | 32 |
| 34 | Moore, Richard | f | 3 | 6 | 1 | 2 | 0 | 0 | 4 | 1 | 5 | 5 | 7 | 1 | 2 | 0 | 2 | 23 |
| 43 | Smith, Foster | c | 3 | 10 | 0 | 0 | 4 | 8 | 4 | 5 | 9 | 3 | 10 | 0 | 2 | 0 | 4 | 30 |
| 13 | Wiedman, Brad | g | 1 | 4 | 0 | 2 | 1 | 2 | 2 | 1 | 3 | 2 | 3 | 0 | 3 | 0 | 0 | 23 |
| 14 | Thompson, Alexander | g | 5 | 17 | 1 | 7 | 0 | 0 | 2 | 2 | 4 | 4 | 11 | 0 | 4 | 0 | 5 | 33 |
| 4 | Akins, Patrick | | 0 | 2 | 0 | 0 | 0 | 0 | 0 | 2 | 2 | 1 | 0 | 3 | 1 | 0 | 0 | 23 |
| 12 | Thompson, Norfleet | | 0 | 0 | 0 | 0 | 0 | 0 | 0 | 0 | 0 | 0 | 0 | 0 | 1 | 0 | 0 | 1 |
| 23 | Cannon, Tyler | | 0 | 0 | 0 | 0 | 0 | 0 | 0 | 0 | 0 | 0 | 0 | 0 | 0 | 0 | 0 | -- |
| 24 | Schoenberger, Jay | | 0 | 0 | 0 | 0 | 0 | 0 | 0 | 0 | 0 | 0 | 0 | 0 | 0 | 0 | 0 | -- |
| 31 | Faber, Robert | | 0 | 0 | 0 | 0 | 0 | 0 | 2 | 1 | 3 | 0 | 0 | 1 | 0 | 0 | 0 | 4 |
| 32 | Taylor, Logan | | 0 | 0 | 0 | 0 | 0 | 0 | 0 | 0 | 0 | 0 | 0 | 0 | 0 | 0 | 0 | -- |
| 41 | Willson, David | | 4 | 12 | 1 | 1 | 0 | 0 | 1 | 2 | 3 | 4 | 9 | 1 | 0 | 0 | 0 | 11 |
| | Team Totals | | | | | | | | 1 | 0 | 1 | | | | 0 | | | |
| | TOTALS | | 20 | 64 | 4 | 18 | 8 | 13 | 18 | 16 | 34 | 24 | 52 | 8 | 15 | 0 | 15 | 180 |

Deadball Rebounds: 2, 0: 2

| | | | | | | |
|---|---|---|---|---|---|---|
| Tot FG %: | 1st Half: | 11-30 | .367 | 2nd Half: 9-34 | .265 | Game: .313 |
| 3-Pt FG %: | 1st Half: | 1- 6 | .167 | 2nd Half: 3-12 | .250 | Game: .222 |
| FT % : | 1st Half: | 3- 5 | .600 | 2nd Half: 5- 8 | .625 | Game: .615 |

| | 1st | 2nd | OT | OT | Tot |
|---|---|---|---|---|---|
| BGA | 13 | 34 | 12 | | 59 |
| MUS | 26 | 21 | 5 | | 52 |

OFFICIALS: Larry Owens, Mike Worthington, Ron McEwe
Technical Fouls: none
Attendance: TBA
Comments: TSSAA Division II Boys State Quarterfinals

OFFICIAL NCAA BASKETBALL BOX SCORE - FIRST HALF

Battle Ground Academy

Date: March 4, 1998

| BGA (VISITORS) | | | Total FG | Total AT | 3-Pts FG | 3-Pts AT | FT | AT | Rebounds OF | DF | To | PF | TP | A | TO | BK | ST | MN |
|---|---|---|---|---|---|---|---|---|---|---|---|---|---|---|---|---|---|---|
| 14 | Russell, Robert | f | 1 | 3 | 0 | 1 | 0 | 0 | 0 | 0 | 0 | 2 | 2 | 0 | 0 | 0 | 1 | 12 |
| 24 | Howard, Neal | f | 1 | 3 | 0 | 1 | 0 | 0 | 0 | 1 | 1 | 2 | 2 | 0 | 3 | 0 | 0 | 11 |
| 52 | Fleming, Troy | c | 0 | 0 | 0 | 0 | 0 | 0 | 0 | 2 | 2 | 2 | 0 | 0 | 4 | 0 | 1 | 4 |
| 22 | Porter, Jason | g | 0 | 0 | 0 | 0 | 0 | 0 | 0 | 1 | 1 | 0 | 0 | 0 | 2 | 0 | 0 | 7 |
| 34 | Thompson, Mark | g | 1 | 2 | 0 | 0 | 2 | 4 | 0 | 0 | 0 | 0 | 4 | 0 | 4 | 0 | 1 | 15 |
| 4 | Lyles, Christian | | 0 | 0 | 0 | 0 | 0 | 0 | 2 | 3 | 5 | 1 | 0 | 0 | 0 | 0 | 0 | 9 |
| 10 | Beatty, Blanding | | 0 | 0 | 0 | 0 | 0 | 0 | 0 | 0 | 0 | 0 | 0 | 0 | 0 | 0 | 0 | -- |
| 12 | Usery, Andrew | | 0 | 0 | 0 | 0 | 0 | 0 | 0 | 0 | 0 | 0 | 0 | 0 | 0 | 0 | 0 | -- |
| 20 | Brown, Ryan | | 0 | 1 | 0 | 0 | 0 | 0 | 1 | 2 | 3 | 0 | 0 | 1 | 3 | 0 | 0 | 7 |
| 30 | Gibson, Will | | 2 | 5 | 0 | 0 | 1 | 2 | 1 | 1 | 2 | 1 | 5 | 1 | 1 | 0 | 0 | 11 |
| 32 | Joyner, Richard | | 0 | 0 | 0 | 0 | 0 | 0 | 0 | 0 | 0 | 0 | 0 | 0 | 0 | 0 | 0 | -- |
| 42 | Davis, Jay | | 0 | 0 | 0 | 0 | 0 | 0 | 0 | 0 | 0 | 0 | 0 | 0 | 0 | 0 | 1 | 4 |
| 44 | Fesmire, Ryan | | 0 | 0 | 0 | 0 | 0 | 0 | 0 | 0 | 0 | 0 | 0 | 0 | 0 | 0 | 0 | -- |
| 50 | Belcher, Jason | | 0 | 0 | 0 | 0 | 0 | 0 | 0 | 0 | 0 | 0 | 0 | 0 | 0 | 0 | 0 | -- |
| 54 | Davis, Brad | | 0 | 0 | 0 | 0 | 0 | 0 | 0 | 0 | 0 | 0 | 0 | 0 | 0 | 0 | 0 | -- |
| | Team Totals | | | | | | | | 0 | 1 | 1 | | | | 0 | | | |
| | TOTALS | | 5 | 14 | 0 | 2 | 3 | 6 | 4 | 11 | 15 | 8 | 13 | 2 | 17 | 0 | 4 | 80 |

Deadball Rebounds: 1, 0: 1

Tot FG %: 1st Half: 5-14 .357
3-Pt FG %: 1st Half: 0- 2 .000
FT % : 1st Half: 3- 6 .500

Memphis University School

| MUS (HOME) | | | Total FG | Total AT | 3-Pts FG | 3-Pts AT | FT | AT | Rebounds OF | DF | To | PF | TP | A | TO | BK | ST | MN |
|---|---|---|---|---|---|---|---|---|---|---|---|---|---|---|---|---|---|---|
| 21 | Black, Michael | f | 2 | 5 | 0 | 1 | 1 | 1 | 1 | 1 | 2 | 0 | 5 | 2 | 1 | 0 | 2 | 15 |
| 34 | Moore, Richard | f | 2 | 5 | 1 | 2 | 0 | 0 | 2 | 1 | 3 | 2 | 5 | 0 | 1 | 0 | 1 | 14 |
| 43 | Smith, Foster | c | 1 | 6 | 0 | 0 | 2 | 4 | 3 | 3 | 6 | 1 | 4 | 0 | 1 | 0 | 3 | 13 |
| 13 | Wiedman, Brad | g | 0 | 2 | 0 | 1 | 0 | 0 | 1 | 0 | 1 | 0 | 0 | 0 | 1 | 0 | 0 | 10 |
| 14 | Thompson, Alexander | g | 3 | 8 | 0 | 2 | 0 | 0 | 2 | 0 | 2 | 1 | 6 | 0 | 3 | 0 | 5 | 15 |
| 4 | Akins, Patrick | | 0 | 0 | 0 | 0 | 0 | 0 | 0 | 1 | 1 | 0 | 0 | 0 | 1 | 0 | 0 | 7 |
| 12 | Thompson, Norfleet | | 0 | 0 | 0 | 0 | 0 | 0 | 0 | 0 | 0 | 0 | 0 | 0 | 1 | 0 | 0 | 1 |
| 23 | Cannon, Tyler | | 0 | 0 | 0 | 0 | 0 | 0 | 0 | 0 | 0 | 0 | 0 | 0 | 0 | 0 | 0 | -- |
| 24 | Schoenberger, Jay | | 0 | 0 | 0 | 0 | 0 | 0 | 0 | 0 | 0 | 0 | 0 | 0 | 0 | 0 | 0 | -- |
| 31 | Faber, Robert | | 0 | 0 | 0 | 0 | 0 | 0 | 1 | 0 | 1 | 0 | 0 | 0 | 0 | 0 | 0 | 2 |
| 32 | Taylor, Logan | | 0 | 0 | 0 | 0 | 0 | 0 | 0 | 0 | 0 | 0 | 0 | 0 | 0 | 0 | 0 | -- |
| 41 | Willson, David | | 3 | 4 | 0 | 0 | 0 | 0 | 0 | 1 | 1 | 3 | 6 | 0 | 0 | 0 | 0 | 3 |
| | Team Totals | | | | | | | | 0 | 0 | 0 | | | | 0 | | | |
| | TOTALS | | 11 | 30 | 1 | 6 | 3 | 5 | 10 | 7 | 17 | 7 | 26 | 2 | 9 | 0 | 11 | 80 |

Deadball Rebounds: 0, 0: 0

Tot FG %: 1st Half: 11-30 .367
3-Pt FG %: 1st Half: 1- 6 .167
FT % : 1st Half: 3- 5 .600

| | 1st | 2nd | OT | OT | Tot |
|---|---|---|---|---|---|
| BGA | 13 | | | | 13 |
| MUS | 26 | | | | 26 |

OFFICIALS: Larry Owens, Mike Worthington, Ron McEwe
Technical Fouls:
Attendance:
Comments: TSSAA Division II Boys State Quarterfinals

# 1985 Class AA State Boys' Basketball Tournament

## March 13 - March 16, 1985 · Vanderbilt Memorial Gym - Nashville, TN

Howard (24-3) 70
**Game 1**
Wed. Mar. 13 7:30 PM
Waverly (25-1) 63

Manassas (20-11) 81
**Game 2**
Wed. Mar. 13 9:15 PM
Unicoi Co. (21-13) 62

MUS (30-4) 61
**Game 3**
Thu. Mar. 14 11:00 AM
BGA (27-4) 51

Austin-East (30-2) 98
**Game 4**
Thu. Mar. 14 12:45 PM
Cannon Co. (23-5) 61

Howard 73
2OT
**Game 5**
Fri. Mar. 15 2:30 PM
Manassas 75

MUS 50
**Game 6**
Fri. Mar. 15 5:45 PM
Austin-East 54

Manassas 63
**Game 7**
Sat. Mar. 16 6:00 PM
Austin-East 68

**Austin-East**
STATE CHAMPION

VISITORS (Last Name, First)

| No. | Memphis Univ. School | | FG | FGA | FT | FTA | REB | PF | TP | MIN | A | TO | BLK | S |
|---|---|---|---|---|---|---|---|---|---|---|---|---|---|---|
| 12 | Tim Wise | f | 1 | 3 | 0 | 0 | 1 | 3 | 2 | | | | | |
| 13 | Dede Malmo | f | 3 | 5 | 0 | 0 | 2 | 4 | 6 | | | | | |
| 14 | Ed LeMaster | c | | | | | | | | | | | | |
| 21 | Gregg Mitchell | g | 0 | 1 | 0 | 0 | 0 | 1 | 0 | | | | | |
| 23 | David Chancellor | g | 0 | 3 | 0 | 0 | 5 | 1 | 0 | | | | | |
| 24 | Allen Halliday | | 1 | 4 | 0 | 0 | 3 | 0 | 2 | | | | | |
| 31 | Joel Sklar | | 0 | 0 | 0 | 2 | 1 | 0 | 0 | | | | | |
| 32 | Brent Turner | | 7 | 10 | 2 | 2 | 4 | 2 | 16 | | | | | |
| 34 | Wade Harrison | | | | | | | | | | | | | |
| 41 | Bo Allen | | 0 | 3 | 2 | 2 | 6 | 3 | 2 | | | | | |
| 42 | Jim Barton | | 14 | 20 | 3 | 4 | 6 | 0 | 31 | | | | | |
| 43 | Ted Simpson | | 1 | 2 | 0 | 0 | 2 | 0 | 2 | | | | | |
| | TEAM REBOUNDS (Included in Totals) | | | | | | 2 | | | | | | | |
| | TOTALS | | 27 | 51 | 7 | 10 | 32 | 14 | 61 | | | | | |

FG %: 1st Half 44.4 (12-27) 2nd Half 62.5 (15-24) Game 52.9

FT %: 1st Half — (0-0) 2nd Half 70 (7-10) Game 70

Deadball Rebounds 1

HOME

| No. | Battle Ground Academy | | FG | FGA | FT | FTA | REB | PF | TP | MIN | A | TO | BLK | S |
|---|---|---|---|---|---|---|---|---|---|---|---|---|---|---|
| 12 | Chris Holbrook | f | 0 | 0 | 0 | 0 | 0 | 1 | 0 | | | | | |
| 14 | Johnny Hughes | f | 3 | 7 | 2 | 2 | 0 | 0 | 8 | | | | | |
| 20 | Brad Jones | c | | | | | | | | | | | | |
| 22 | Chad Jewell | g | 0 | 0 | 0 | 0 | 1 | 0 | 0 | | | | | |
| 24 | Michael Nichol | g | 0 | 0 | 0 | 0 | 0 | 1 | 0 | | | | | |
| 30 | James Jewell | | 1 | 2 | 2 | 2 | 3 | 2 | 4 | | | | | |
| 32 | Mark Puryear | | 0 | 4 | 0 | 1 | 2 | 1 | 0 | | | | | |
| 34 | John Davis | | 3 | 7 | 2 | 2 | 3 | 0 | 8 | | | | | |
| 40 | Barry Booker | | 7 | 15 | 0 | 0 | 2 | 4 | 14 | | | | | |
| 50 | Clay Dikell | | | | | | | | | | | | | |
| 52 | Rick Chapman | | 0 | 1 | 0 | 0 | 1 | 0 | 0 | | | | | |
| 42 | John Jewell | | 6 | 10 | 5 | 7 | 6 | 2 | 17 | | | | | |
| | TEAM REBOUNDS (Included in Totals) | | | | | | 5 | | | | | | | |
| | TOTALS | | 20 | 46 | 11 | 14 | 23 | 11 | 51 | | | | | |

FG %: 1st Half 29.4 (5-17) 2nd Half 51.7 (15-29) Game 43.5

FT %: 1st Half 85.7 (6-7) 2nd Half 71.4 (5-7) Game 78.6

Deadball Rebounds 0

OFFICIALS: Jerry Carpenter and Jerry McCarter

Technical Fouls: —

Attendance

Copyright 1993 National Collegiate Athletic Association

| SCORE BY PERIODS | 1st Q. | 2nd Q. | 3rd Q. | 4th Q. | FINAL |
|---|---|---|---|---|---|
| MUS | 10 | 14 | 20 | 17 | 61 |
| BGA | 10 | 6 | 16 | 19 | 51 |

# NCAA QUICKIE BASKETBALL STATISTICS

First Half | Second Half | Final
(Circle one)

| | Visitors: MUS | Home: BGA |
|---|---|---|
| **Team:** Score | 24 | 16 |
| Field Goals (Made/Att./Pct.) | 12 – 27 – 44.4 | 5 – 17 – 29.4 |
| Free Throws (Made/Att./Pct.) | 0 – 0 – -- | 6 – 7 – 85.7 |
| Rebounds | 18 | 10 |
| Fouls | 8 | 2 |

| | | |
|---|---|---|
| **Individual:** Scoring Leaders | Barton 12 | Davis 4 |
| | Malvar 6 | Booker 4 |
| | | John Jewell 4 |
| Rebounding Leaders | Barton 5 | James Jewell 2 |
| | Chancellor 3 | Puryear 2 |
| | Allen 3 | |
| Three or More Fouls | | |

## Shot Chart

Team _____ Team _____

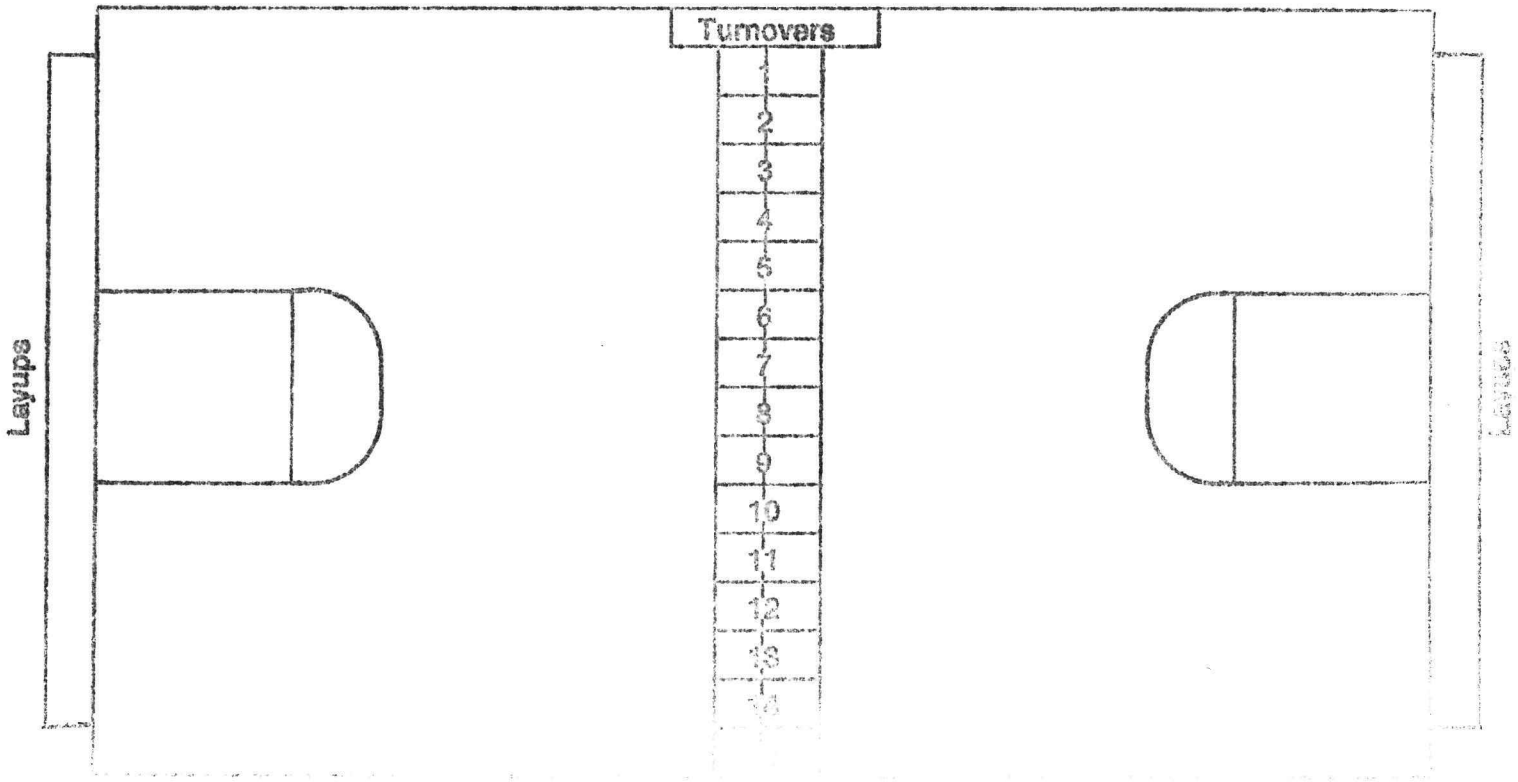

VISITORS (Last Name, First)

| No. | Knox. Austin-East (32-2) | | FG | FGA | FT | FTA | REB | PF | TP | MIN | A | TO | BLK | S |
|---|---|---|---|---|---|---|---|---|---|---|---|---|---|---|
| 5 | Jeff Wilson | f | | | | | | | | | | | | |
| 15 | Mark Montgomery | f | 5 | 7 | 0 | 0 | 0 | 1 | 10 | | | | | |
| 23 | Howard Logan | c | 4 | 12 | 5 | 7 | 7 | 2 | 13 | | | | | |
| 25 | Brian Hartsell | g | | | | | | | | | | | | |
| 31 | James Page | g | 0 | 0 | 2 | 2 | 2 | 1 | 2 | | | | | |
| 33 | Rodney Jones | | 3 | 6 | 3 | 3 | 6 | 4 | 9 | | | | | |
| 35 | Ricky Clemmons | | | | | | | | | | | | | |
| 41 | Albert Harris | | | | | | | | | | | | | |
| 43 | Reubin Tipton | | 5 | 11 | 0 | 1 | 10 | 0 | 10 | | | | | |
| 45 | Leroy Thompson | | 5 | 9 | 0 | 0 | 4 | 3 | 10 | | | | | |
| 51 | Monrico Hall | | | | | | | | | | | | | |
| 53 | Sterling Wright | | | | | | | | | | | | | |
| | | | | | | | | | | | | | | |
| | | | | | | | | | | | | | | |
| | TEAM REBOUNDS (Included in Totals) | | | | | | 2 | | | | | | | |
| | TOTALS | | 22 | 45 | 10 | 13 | 31 | 11 | 54 | | | | | |

FG %: 1st Half 51.9 (14-27) 2nd Half 44.4 (8-18) Game 48.9 Deadball Rebounds 0

FT %: 1st Half 100 (2-2) 2nd Half 72.7 (8-11) Game 76.9

HOME

| No. | Memphis Univ. Sch. (61-5) | | FG | FGA | FT | FTA | REB | PF | TP | MIN | A | TO | BLK | S |
|---|---|---|---|---|---|---|---|---|---|---|---|---|---|---|
| 12 | Tim Wise | f | 1 | 2 | 0 | 0 | 0 | 4 | 2 | | | | | |
| 13 | Dede Malmo | f | 0 | 1 | 0 | 0 | 2 | 2 | 0 | | | | | |
| 14 | Ed LeMaster | c | | | | | | | | | | | | |
| 21 | Gregg Mitchell | g | | | | | | | | | | | | |
| 23 | David Chancellor | g | 3 | 6 | 1 | 2 | 2 | 1 | 7 | | | | | |
| 24 | Allen Halliday | | 0 | 4 | 0 | 0 | 0 | 0 | 0 | | | | | |
| 31 | Joel Sklar | | | | | | | | | | | | | |
| 32 | Brent Turner | | 3 | 3 | 0 | 0 | 2 | 0 | 6 | | | | | |
| 34 | Wade Harrison | | | | | | | | | | | | | |
| 41 | Bo Allen | | 4 | 7 | 2 | 2 | 4 | 3 | 10 | | | | | |
| 42 | Jim Barton | | 11 | 20 | 3 | 5 | 5 | 3 | 25 | | | | | |
| 43 | Ted Simpson | | | | | | | | | | | | | |
| | | | | | | | | | | | | | | |
| | | | | | | | | | | | | | | |
| | TEAM REBOUNDS (Included in Totals) | | | | | | 4 | | | | | | | |
| | TOTALS | | 22 | 43 | 6 | 9 | 19 | 13 | 50 | | | | | |

FG %: 1st Half 60 (15-25) 2nd Half 38.9 (7-18) Game 51.2 Deadball Rebounds 0

FT %: 1st Half — (0-0) 2nd Half 66.7 (6-9) Game 66.7

OFFICIALS: Ray Street, Lon Thornton

Technical Fouls: —

Attendance: —

Copyright 1993 National Collegiate Athletic Association

SCORE BY PERIODS

| | 1st Qr. | 2nd Qr. | 3rd Qr. | 4th Qr. | FINAL |
|---|---|---|---|---|---|
| Austin-East | 14 | 16 | 9 | 15 | 54 |
| MUS | 20 | 10 | 6 | 14 | 50 |

# NCAA QUICKIE BASKETBALL STATISTICS

First Half _____ Second Half _____ Final _____

(Circle one)

| | Visitors | Home |
|---|---|---|
| | NORTH-EAST | KANSAS ST |
| Team: Score | 33 | 28 |
| Field Goals (Made/Att./Pct.) | 14 – 28 – 50% | 13 – 31 – 41.9 |
| Free Throws (Made/Att./Pct.) | 5 – 10 – 58% | 2 – 6 – 33.3 |
| Rebounds | 22 | 15 |
| Fouls | 7 | 8 |

| | | |
|---|---|---|
| Individual: Scoring Leaders | THOMPSON 16 | KIGHWOOD 16 |
| Rebounding Leaders | LOGAN 10 | KIGHWOOD 5 |
| | THOMAS 4 | SEYMOUR 4 |
| Three or More Fouls | | SEYMOUR 3 |

## Shot Chart

Team _____ Team _____

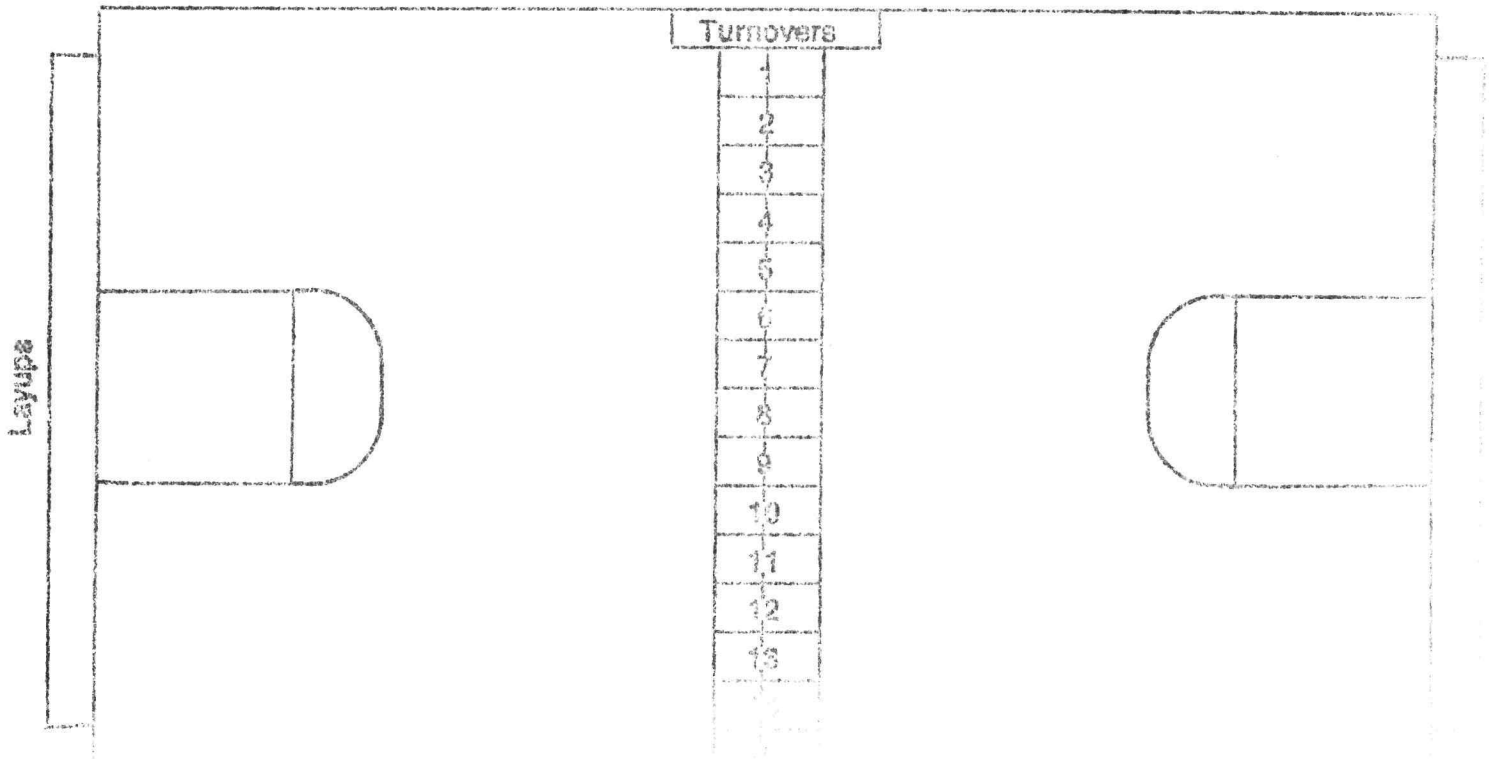

# 1982 Class AA State Boys' Basketball Tournament

## March 17 - March 20, 1982 · Murphy Center - MTSU - Murfreesboro, TN

Kirkman (27-8) 57
3 OT
**Game 1**
Wed. Mar. 17 7:30 PM
MUS (25-7) 49

Ripley (28-5) 45
**Game 2**
Wed. Mar. 17 9:00 PM
Gibbs (22-11) 40

Memphis East (25-7) 68
**Game 3**
Thu. Mar. 18 12:00 PM
Hume-Fogg (20-14) 67

Livingston Academy (30-3) 59
**Game 4**
Thu. Mar. 18 1:30 PM
Knoxville Holston (27-3) 50

Kirkman 72
**Game 5**
Fri. Mar. 19 3:00 PM
Ripley 57

Memphis East 65
**Game 6**
Fri. Mar. 19 6:00 PM
Livingston Academy 64

Kirkman 61
**Game 7**
Sat. Mar. 20 7:15 PM
Memphis East 64

**Memphis East**
STATE CHAMPION

# OFFICIAL NCAA BASKETBALL BOX SCORE

Date 3-17-82 Site Murfreesboro, Tennessee

VISITORS (Last Name, First)

| No. | Memphis Univ. School | | FG | FGA | FT | FTA | REB | PF | TP | A | TO | BLK | S | Mi |
|---|---|---|---|---|---|---|---|---|---|---|---|---|---|---|
| — | Bubba Halliday | f | | | | | | | | | | | | |
| 4 | David Boyd | f | | | | | | | | | | | | |
| 13 | Kevin Parker | c | 6 | 12 | 0 | 0 | 3 | 4 | 12 | 2 | 2 | 0 | 1 | |
| 14 | Phil Graves | g | | | | | | | | | | | | |
| 21 | Scott Rose | g | 5 | 18 | 0 | 1 | 1 | 4 | 10 | 6 | 2 | 0 | 0 | |
| 23 | Robin Stevenson | | | | | | | | | | | | | |
| 31 | Scott King | | | | | | | | | | | | | |
| 32 | Craig Christenberry | | 2 | 2 | 0 | 1 | 5 | 1 | 4 | 2 | 2 | 1 | 1 | |
| 34 | Barton Thrasher | | 4 | 9 | 1 | 2 | 5 | 3 | 9 | 3 | 4 | 0 | 0 | |
| 41 | David Montague | | 6 | 9 | 2 | 2 | 9 | 0 | 14 | 3 | 2 | 0 | 0 | |
| 42 | Steve Threlkeld | | 0 | 2 | 0 | 0 | 1 | 2 | 0 | 0 | 1 | 0 | 0 | |
| 43 | James Rantzow | | | | | | | | | | | | | |
| | TEAM REBOUNDS (Included in Totals) | | | | | | 2 | | | | | | | |
| | TOTALS | | 23 | 52 | 3 | 6 | 26 | 14 | 49 | 16 | 13 | 1 | 2 | |

FG %: 1st Half 10-23-43.5 2nd Half _____ Game 23-52-44.23 Deadball Rebounds 1

FT %: 1st Half 0-0-.000 2nd Half _____ Game 3-6-50.0

HOME

| No. | Kirkman | | FG | FGA | FT | FTA | REB | PF | TP | A | TO | BLK | S | M |
|---|---|---|---|---|---|---|---|---|---|---|---|---|---|---|
| 23 | Antonio Parris | f | 5 | 10 | 0 | 3 | 3 | 3 | 10 | 2 | 4 | 0 | 0 | |
| 20 | Jeffery Strong | f | 13 | 23 | 4 | 6 | 7 | 1 | 30 | 2 | 2 | 1 | 2 | |
| 21 | Jeffery Robinson | c | 1 | 4 | 3 | 4 | 2 | 0 | 5 | 3 | 2 | 0 | 2 | |
| 25 | Dennis Davis | g | 3 | 4 | 2 | 4 | 6 | 2 | 8 | 2 | 3 | 0 | 1 | |
| 44 | Merrell Graham | g | 2 | 5 | 0 | 0 | 8 | 1 | 4 | 1 | 3 | 1 | 0 | |
| 15 | Frank Jackson | | 0 | 1 | 0 | 0 | 2 | 1 | 0 | 5 | 2 | 0 | 0 | |
| 40 | Rodney Watson | | | | | | | | | | | | 1 | |
| 11 | Dennis Griffin | | | | | | | | | | | | | |
| 24 | Terrence Rhodes | | | | | | | | | | | | | |
| 35 | Dewayne Jones | | | | | | | | | | | | | |
| 3 | Byron Mardey | | | | | | | | | | | | | |
| | TEAM REBOUNDS (Included in Totals) | | | | | | 4 | | | | | | | |
| | TOTALS | | 24 | 47 | 9 | 17 | 32 | 8 | 57 | 15 | 16 | 2 | 5 | |

FG %: 1st Half 9-22-40.9 2nd Half _____ Game 24-47-51.1 Deadball Rebounds 2

FT %: 1st Half 3-6-50.0 2nd Half _____ Game 9-17-52.9

SCORE BY PERIODS

| | 1st H. | 2nd H. | 3rd | 4th | F |
|---|---|---|---|---|---|
| Memphis Univ. | 10 | 10 | 11 | 14 | |
| Kirkman | 9 | 12 | 7 | 17 | |

OFFICIALS: _____

Technical Fouls: _____

Attendance 950

©by National Collegiate Athletic Association 1981

OT Scoring → Memphis Univ. → 0 0 4
Kirkman → 0 0 12

5

National Collegiate Athletic Association

# QUICKIE BASKETBALL STATISTICS

First Half | Second Half | Final

(Circle one)

| | Memphis Univ. School (Visitors) | Kirkman (Home) |
|---|---|---|
| Team: Score | 20 | 21 |
| Field Goals (Made/Att./Pct.) | 10 – 23 – 43.5 | 9 – 22 – 40.9 |
| Free Throws (Made/Att./Pct.) | 0 – 0 – .000 | – 6 – 50.0 |
| Rebounds | 13 | 16 |
| Fouls | 6 | 1 |

| | | |
|---|---|---|
| Individual: Scoring Leaders | Montague - 8<br>Rose - 6 | Strong - 8 |
| Rebounding Leaders | Montague - 4<br>Thrasher - 3 | Strong - 4<br>Davis - 3<br>Graham - 3 |
| Three or More Fouls | | |

## Shot Chart

Team Memphis Univ. School

Team Kirkman

Parker - 2
Rose - 6
Thrasher - 4
Montague - 8

Turnovers

1
2
3
4
5
6
7
8
9
10
11
12
13
14
15

Parris - 4
Graham - 2
Strong - 8
Robinson - 3
Davis - 4

Layups

Layups

Copyright 1981 National Collegiate Athletic Association

# 1978 Class AA State Boys' Basketball Tournament

## March 14 - March 18, 1978 · Murphy Center - MTSU - Murfreesboro, TN

**Game 1**
Wed. Mar. 15 3:00 PM

| | |
|---|---|
| Knoxville Holston (30-1) | 68 |
| Livingston Academy (23-5) | 55 |

**Game 2**
Wed. Mar. 15 9:00 PM

| | |
|---|---|
| Harding Academy (28-7) | 71 |
| Giles Co. (29-3) | 70 |

**Game 3**
Tue. Mar. 14 1:30 PM

| | |
|---|---|
| Knoxville Rule (21-5) | 54 |
| Chattanooga Riverside (20-8) | 50 |

**Game 4**
Tue. Mar. 14 7:30 PM

| | |
|---|---|
| Bellevue | 59 |
| MUS (21-6) | 52 |

**Game 5**
Thu. Mar. 16 9:00 PM

| | |
|---|---|
| Knoxville Holston | 71 |
| Harding Academy | 53 |

**Game 6**
Thu. Mar. 16 7:30 PM

| | |
|---|---|
| Knoxville Rule | 81 |
| Bellevue | 61 |

**Game 7**
Sat. Mar. 18 7:15 PM

| | |
|---|---|
| Knoxville Holston | 71 |
| Knoxville Rule | 51 |

**Knoxville Holston**
STATE CHAMPION

4 AA

# OFFICIAL NCAA BASKETBALL BOX SCORE

Date March 14, 1978 Site Murphy Center - MTSU

VISITORS (Last Name, First)

| No. | Bellevue | | FG | FGA | FT | FTA | REB | PF | TP | A | TO | BLK | S | MIN |
|---|---|---|---|---|---|---|---|---|---|---|---|---|---|---|
| 45 | Steve Bachus | f | 4 | 10 | 2 | 4 | 4 | 2 | 10 | 2 | 2 | | | |
| 55 | Steve Perry | f | 4 | 13 | 1 | 1 | 7 | 2 | 9 | 0 | 3 | | | |
| 53 | John Wade | c | 3 | 7 | 2 | 3 | 12 | 2 | 8 | 0 | 0 | | | |
| 33 | Tom Adams | g | 5 | 8 | 2 | 4 | 7 | 5 | 12 | 3 | 3 | | | |
| 25 | Joey Elkins | g | 6 | 16 | 4 | 8 | 3 | 3 | 16 | 1 | 1 | | | |
| 21 | Larry Breedlove | | 1 | 2 | 0 | 0 | 5 | 1 | 2 | 2 | 2 | | | |
| 31 | Steffon Taylor | | 1 | 1 | 0 | 0 | 0 | 1 | 2 | 0 | 0 | | | |
| 43 | Jeff Landers | | 0 | 0 | 0 | 0 | 1 | 0 | 0 | 0 | 0 | | | |
| 35 | Doug Adams | | 0 | 0 | 0 | 0 | 0 | 0 | 0 | 0 | 0 | | | |
| 51 | Tim Conley | | 0 | 0 | 0 | 0 | 0 | 0 | 0 | 0 | 0 | | | |
| 23 | Brian Lee | | 0 | 0 | 0 | 0 | 0 | 0 | 0 | 0 | 0 | | | |
| 41 | Barry Dowlen | | 0 | 0 | 0 | 0 | 0 | 0 | 0 | 0 | 0 | | | |
| | | | | | | | | | | | | | | |
| | | | | | | | | | | | | | | |
| | TEAM REBOUNDS (Included in Totals) | | | | | | 3 | | | | | | | |
| | TOTALS | | 24 | 57 | 11 | 20 | 42 | 16 | 59 | 8 | 12 | | | |

FG %: 1st Half 11-26 (42.3) 2nd Half _____ Game 42.1 Deadball Rebounds _____

FT %: 1st Half 5-10 (50.0) 2nd Half _____ Game 55.0

HOME

| No. | Memphis Univ School | | FG | FGA | FT | FTA | REB | PF | TP | A | TO | BLK | S | MIN |
|---|---|---|---|---|---|---|---|---|---|---|---|---|---|---|
| 15 | Jerry Martin | f | 4 | 13 | 3 | 6 | 5 | 3 | 11 | 1 | 2 | | | |
| 24 | John Stewart | f | 4 | 7 | 3 | 4 | 6 | 3 | 11 | 1 | 2 | | | |
| 25 | Tommy Christenbury | c | 0 | 1 | 0 | 1 | 8 | 4 | 0 | 0 | 0 | | | |
| 11 | Jeff Peters | g | 2 | 5 | 0 | 2 | 1 | 5 | 4 | 2 | 2 | | | |
| 13 | Breck Bolton | g | 3 | 9 | 0 | 0 | 3 | 0 | 6 | 2 | 5 | | | |
| 23 | Chip Parrott | | 0 | 0 | 0 | 0 | 0 | 0 | 0 | 0 | 0 | | | |
| 22 | Chris Clark | | 0 | 0 | 0 | 0 | 0 | 0 | 0 | 0 | 0 | | | |
| 21 | Scott Patterson | | 6 | 8 | 0 | 0 | 5 | 0 | 12 | 0 | 0 | | | |
| 20 | Tim Guyton | | | | | | | | | | | | | |
| 14 | Daniel Brown | | 0 | 0 | 0 | 0 | 0 | 1 | 0 | 1 | 1 | | | |
| 12 | David Walker | | 4 | 7 | 0 | 1 | 3 | 2 | 8 | 2 | 1 | | | |
| 10 | Phillip McNeill | | | | | | | | | | | | | |
| | | | | | | | | | | | | | | |
| | | | | | | | | | | | | | | |
| | TEAM REBOUNDS (Included in Totals) | | | | | | 4 | | | | | | | |
| | TOTALS | | 23 | 50 | 6 | 14 | 35 | 18 | 52 | 9 | 13 | | | |

FG %: 1st Half 13-23 (56.5) 2nd Half _____ Game 46.0 Deadball Rebounds _____

FT %: 1st Half 3-4 (75.0) 2nd Half _____ Game 42.8

OFFICIALS: Drury & Asbury

Technical Fouls: _____

Attendance _____

©by National Collegiate Athletic Association 1976

| SCORE BY PERIODS | 1st H. | 2nd H. | OT | OT | FINAL |
|---|---|---|---|---|---|
| Bellevue | 12 | 15 | 21 | 11 | 59 |
| M.U.S. | 15 | 14 | 9 | 14 | 52 |