Lexington High School
Girls' Basketball
Lexington, TN

POSTSEASON HISTORY REPORT

GENERATED MAY 4, 2024

Summary

Championship Record: 2-8
Appearances (8): 2000, 1996, 1995, 1993, 1966, 1964, 1963, 1961

Finals Appearances

None found.

Awards

None found.

2000 Class AA State Girls' Basketball Tournament

March 7 - March 11, 2000 · Middle Tennessee State University - Murfreesboro

Game 1
Thu. Mar. 9 11:30 AM

Giles Co. (22-13)	55
Lexington (28-7)	45

Game 2
Thu. Mar. 9 1:00 PM

Jackson Co. (26-7)	48
Anderson Co. (31-2)	41

Game 3
Thu. Mar. 9 2:30 PM

South Greene (33-3)	59
Marshall Co. (19-8)	50

Game 4
Thu. Mar. 9 5:30 PM

Ridgeway (27-6)	64
McMinn Central (24-8)	71

Game 5
Fri. Mar. 10 2:30 PM

Giles Co.	23
Jackson Co.	36

Game 6
Fri. Mar. 10 5:30 PM

South Greene	67
McMinn Central	50

Game 7
Sat. Mar. 11 5:00 PM

Jackson Co.	50
South Greene	41

Jackson Co.
STATE CHAMPION

Official Basketball Box Score -- GAME TOTALS -- FINAL STATISTICS
Lexington Lady Tigers vs Giles Co. Lady Bobcats
03/09/00 11:30 AM at Murfreesboro, TN

VISITORS: Lexington Lady Tigers 26-6

##	Player Name		TOT-FG FG-FGA	3-PT FG-FGA	FT-FTA	REBOUNDS OF	DE	TOT	PF	TP	A	TO	BLK	S	MIN
20	Todd, Brianna.....	*	3-12	0-1	4-5	6	3	9	4	10	5	3	2	5	31
24	Ellis, Natalie.....	*	0-4	0-0	2-2	2	1	3	2	2	3	1	0	1	31
25	Smith, Cassie.....	*	6-18	1-5	0-0	1	2	3	4	13	1	2	1	4	32
31	Campbell, Amelia....	*	3-13	0-1	0-0	3	1	4	5	6	0	0	0	1	31
32	Phelps, Alisha.....	*	3-12	0-1	0-0	5	3	8	2	6	1	1	1	0	31
10	Silvers, Maggie.....		3-3	2-2	0-1	0	0	0	3	8	0	0	0	1	3
34	McAdams, Amy.....		0-0	0-0	0-0	0	0	0	0	0	0	0	0	0	1
	TEAM.....						1	1							
	Totals.....		18-62	3-10	6-8	17	11	28	20	45	10	7	4	12	160

TOTAL FG% 1st Half:	6-26	.231	2nd Half:	12-36	.333	Game:	.290	DEADBALL
3-Pt. FG% 1st Half:	1-3	.333	2nd Half:	2-7	.286	Game:	.300	REBOUNDS
F Throw % 1st Half:	2-2	1.000	2nd Half:	4-6	.667	Game:	.750	1

HOME TEAM: Giles Co. Lady Bobcats 22-13

##	Player Name		TOT-FG FG-FGA	3-PT FG-FGA	FT-FTA	REBOUNDS OF	DE	TOT	PF	TP	A	TO	BLK	S	MIN
15	Cobb, Carden.....	*	3-6	0-0	0-1	4	10	14	2	6	2	4	1	2	32
20	Bue, Stephanie.....	*	1-5	1-3	5-6	1	3	4	2	8	5	4	0	0	32
21	Ewing, Altovise.....	*	3-5	1-2	10-12	0	1	1	1	17	1	1	0	0	32
45	Smith, Leah.....	*	4-7	0-0	2-2	1	4	5	4	10	1	2	1	1	23
51	Coleman, Sameca.....	*	4-8	0-0	2-2	0	4	4	0	10	1	4	1	0	29
33	Willingham, Deina...		2-4	0-0	0-0	1	2	3	0	4	2	2	0	1	13
	TEAM.....					1	4	5							
	Totals.....		17-35	2-5	19-23	8	28	36	9	55	12	17	3	4	161

TOTAL FG% 1st Half:	11-19	.579	2nd Half:	6-16	.375	Game:	.486	DEADBALL
3-Pt. FG% 1st Half:	2-3	.667	2nd Half:	0-2	.000	Game:	.400	REBOUNDS
F Throw % 1st Half:	6-6	1.000	2nd Half:	13-17	.765	Game:	.826	3

Officials:
Technical fouls: Lexington Lady Tigers-None. Giles Co. Lady Bobcats-None.
Attendance:

Score by Periods	1st	2nd	3rd	4th		Total
Lexington Lady Tigers.....	9	6	14	16	-	45
Giles Co. Lady Bobcats.....	13	17	10	15	-	55

Official Basketball Box Score -- GAME TOTALS -- 2nd PERIOD -- 00:00 REMAINING
Lexington Lady Tigers vs Giles Co. Lady Bobcats
03/09/00 11:30 AM at Murfreesboro, TN

VISITORS: Lexington Lady Tigers

##	Player Name		TOT-FG FG-FGA	3-PT FG-FGA	FT-FTA	REBOUNDS OF	DE	TOT	PF	TP	A	TO	BLK	S	MIN
20	Todd, Brianna.....	*	0-3	0-0	0-0	2	2	4	2	0	4	2	2	1	16
24	Ellis, Natalie.....	*	0-2	0-0	2-2	2	0	2	1	2	1	0	0	1	16
25	Smith, Cassie.....	*	3-9	1-3	0-0	0	1	1	1	7	1	0	0	1	16
31	Campbell, Amelia....	*	0-4	0-0	0-0	1	0	1	1	0	0	0	0	1	16
32	Phelps, Alisha.....	*	3-8	0-0	0-0	3	1	4	2	6	0	1	0	0	16
	Totals.....		6-26	1-3	2-2	8	4	12	7	15	6	3	2	4	80

TOTAL FG%	1st Half:	6-26	.231	2nd Half:	0-0	.000	Game:	.231	DEADBALL
3-Pt. FG%	1st Half:	1-3	.333	2nd Half:	0-0	.000	Game:	.333	REBOUNDS
F Throw %	1st Half:	2-2	1.000	2nd Half:	0-0	.000	Game:	1.000	0

HOME TEAM: Giles Co. Lady Bobcats

##	Player Name		TOT-FG FG-FGA	3-PT FG-FGA	FT-FTA	REBOUNDS OF	DE	TOT	PF	TP	A	TO	BLK	S	MIN
15	Cobb, Carden.....	*	2-5	0-0	0-0	3	4	7	0	4	2	1	1	1	16
20	Bue, Stephanie.....	*	1-2	1-2	0-0	0	0	0	1	3	4	1	0	0	16
21	Ewing, Altovise.....	*	3-4	1-1	4-4	0	0	0	1	11	0	0	0	0	16
45	Smith, Leah.....	*	3-3	0-0	0-0	1	3	4	2	6	0	0	1	0	13
51	Coleman, Sameca.....	*	2-3	0-0	2-2	0	2	2	0	6	1	3	1	0	16
33	Willingham, Deina...		0-2	0-0	0-0	0	1	1	0	0	0	0	0	0	3
	TEAM.....						2	2							
	Totals.....		11-19	2-3	6-6	4	12	16	4	30	7	5	3	1	80

TOTAL FG%	1st Half:	11-19	.579	2nd Half:	0-0	.000	Game:	.579	DEADBALL
3-Pt. FG%	1st Half:	2-3	.667	2nd Half:	0-0	.000	Game:	.667	REBOUNDS
F Throw %	1st Half:	6-6	1.000	2nd Half:	0-0	.000	Game:	1.000	0

Officials:
Technical fouls: Lexington Lady Tigers-None. Giles Co. Lady Bobcats-None.
Attendance:

Score by Periods	1st	2nd		Total
Lexington Lady Tigers.....	9	6	-	15
Giles Co. Lady Bobcats.....	13	17	-	30

1996 Class AAA State Girls' Basketball Tournament

March 6 - March 9, 1996 · Middle Tennessee State University - Murfreesboro

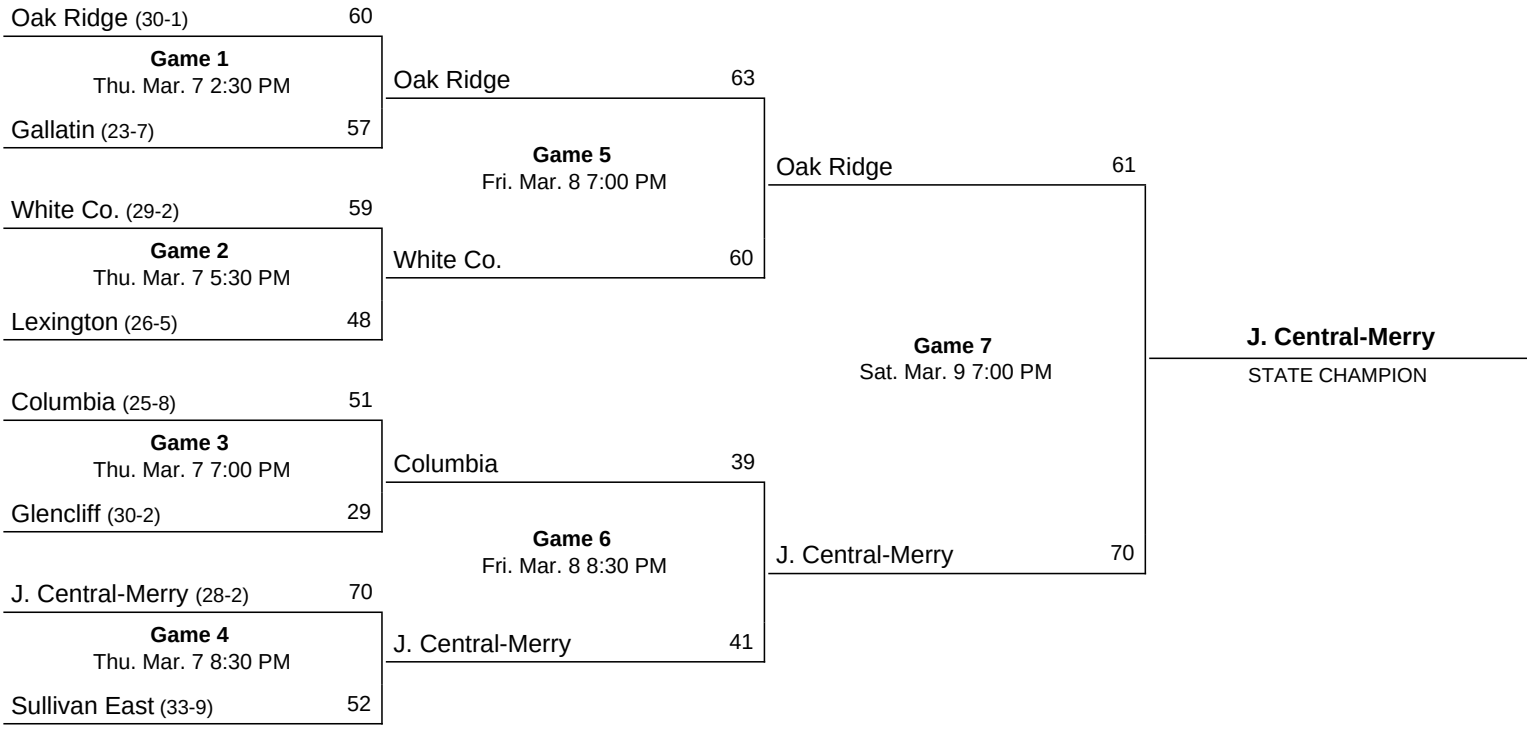

010

OFFICIAL NCAA BASKETBALL BOX SCORE

Site: Murfreesboro, Tenn.

Lexington High School (25-6)

Date: March 7, 1996

LHS (VISITORS)			Total FG	Total AT	3-Pts FG	3-Pts AT	FT	FT AT	Rebounds OF	Rebounds DF	Rebounds To	PF	TP	A	TO	BK	ST	MN
23	Clines, Tara	f	1	5	0	3	0	0	1	4	5	1	2	3	3	0	2	30
24	Horner, Tiana	f	3	8	3	6	0	0	2	0	2	3	9	1	0	0	4	31
32	Harrington, April	c	1	4	0	0	2	4	5	1	6	5	4	0	2	0	1	24
11	Pearson, April	g	10	25	1	5	3	4	4	1	5	3	24	3	3	0	3	31
14	Pritchard, Jessica	g	3	14	0	1	3	10	8	4	12	5	9	0	1	0	0	31
15	Ramsey, Anna		0	0	0	0	0	0	0	0	0	0	0	0	0	0	0	2
20	Page, Terian		0	3	0	1	0	0	0	2	2	1	0	0	1	0	0	11
22	McClerking, ERica		0	0	0	0	0	0	0	0	0	0	0	0	0	0	0	1
10	Williams, Amy		--	--	--	--	--	--	--	--	--	--	--	--	--	--	--	DNP
12	Scott, Dana		--	--	--	--	--	--	--	--	--	--	--	--	--	--	--	DNP
13	Hart, Vicky		--	--	--	--	--	--	--	--	--	--	--	--	--	--	--	DNP
21	Vickers, Christina		--	--	--	--	--	--	--	--	--	--	--	--	--	--	--	DNP
25	Powers, Stacy		--	--	--	--	--	--	--	--	--	--	--	--	--	--	--	DNP
30	Elder, Jamie		--	--	--	--	--	--	--	--	--	--	--	--	--	--	--	DNP
31	Lemmings, Courtney		--	--	--	--	--	--	--	--	--	--	--	--	--	--	--	DNP
	Team Totals								1	0	1				0			
	TOTALS		18	59	4	16	8	18	21	12	33	18	48	7	10	0	10	160

Deadball Rebounds: 5, 0: 5

Tot FG %:	1st Half:	10-25	.400	2nd Half:	8-34	.235	Game: .305
3-Pt FG %:	1st Half:	2- 4	.500	2nd Half:	2-12	.167	Game: .250
FT % :	1st Half:	2- 5	.400	2nd Half:	6-13	.462	Game: .444

White County High School (30-2)

WC (HOME)			Total FG	Total AT	3-Pts FG	3-Pts AT	FT	FT AT	Rebounds OF	Rebounds DF	Rebounds To	PF	TP	A	TO	BK	ST	MN
34	Brock, Terri	f	6	11	4	6	4	4	0	6	6	1	20	2	3	0	0	32
40	Moore, Miranda	f	4	7	0	0	5	7	1	6	7	5	13	1	1	1	1	17
44	Mitchell, Candice	c	4	7	0	1	0	0	1	6	7	4	8	4	3	0	1	31
10	Webb, Danielle	g	6	9	0	0	2	2	3	3	6	1	14	4	6	0	1	30
20	Sims, Shelley	g	0	1	0	1	2	2	0	1	1	3	2	2	2	1	2	32
11	Taylor, Jessie		0	0	0	0	0	0	0	0	0	0	0	0	0	0	0	1
22	Floyd, Lindsay		0	1	0	0	2	6	1	3	4	1	2	1	2	0	0	18
04	Richardson, Kristy		--	--	--	--	--	--	--	--	--	--	--	--	--	--	--	DNP
12	Hunter, Lorie		--	--	--	--	--	--	--	--	--	--	--	--	--	--	--	DNP
14	Richards, Brandi		--	--	--	--	--	--	--	--	--	--	--	--	--	--	--	DNP
42	England, Heather		--	--	--	--	--	--	--	--	--	--	--	--	--	--	--	DNP
43	Chaney, Isha		--	--	--	--	--	--	--	--	--	--	--	--	--	--	--	DNP
50	Steward, Catina		--	--	--	--	--	--	--	--	--	--	--	--	--	--	--	DNP
52	Cummings, Tonya		--	--	--	--	--	--	--	--	--	--	--	--	--	--	--	DNP
	Team Totals								1	0	1				1			
	TOTALS		20	36	4	8	15	21	7	25	32	15	59	14	18	2	5	160

Deadball Rebounds: 3, 0: 3

Tot FG %:	1st Half:	14-24	.583	2nd Half:	6-12	.500	Game: .556
3-Pt FG %:	1st Half:	3- 4	.750	2nd Half:	1- 4	.250	Game: .500
FT % :	1st Half:	3- 4	.750	2nd Half:	12-17	.706	Game: .714

	1st	2nd	OT	OT	Tot
LHS	24	24			48
WC	34	25			59

OFFICIALS: James Kinzer, David Laws, Jon McBrayer

Technical Fouls: none

Attendance: TBA

Comments: 1996 TSSAA Class AAA Quarterfinals

Score by quarters

LHS	14	10	12	12
WC	16	18	11	14

010

OFFICIAL NCAA BASKETBALL BOX SCORE - FIRST HALF

Lexington High School

Date: March 7, 1996

LHS (VISITORS)			Total FG	Total AT	3-Pts FG	3-Pts AT	FT	FT AT	Rebounds OF	Rebounds DF	Rebounds To	PF	TP	A	TO	BK	ST	MN
23	Clines, Tara	f	0	1	0	0	0	0	0	3	3	1	0	2	1	0	0	16
24	Horner, Tiana	f	2	3	2	3	0	0	1	0	1	0	6	0	0	0	0	16
32	Harrington, April	c	0	2	0	0	0	0	1	1	2	2	0	0	2	0	0	16
11	Pearson, April	g	5	10	0	0	0	0	0	0	0	1	10	2	1	0	1	16
14	Pritchard, Jessica	g	3	9	0	1	2	5	3	1	4	1	8	0	0	0	0	16
10	Williams, Amy		0	0	0	0	0	0	0	0	0	0	0	0	0	0	0	--
12	Scott, Dana		0	0	0	0	0	0	0	0	0	0	0	0	0	0	0	--
13	Hart, Vicky		0	0	0	0	0	0	0	0	0	0	0	0	0	0	0	--
15	Ramsey, Anna		0	0	0	0	0	0	0	0	0	0	0	0	0	0	0	--
20	Page, Terian		0	0	0	0	0	0	0	0	0	0	0	0	0	0	0	--
21	Vickers, Christina		0	0	0	0	0	0	0	0	0	0	0	0	0	0	0	--
22	McClerking, ERica		0	0	0	0	0	0	0	0	0	0	0	0	0	0	0	--
25	Powers, Stacy		0	0	0	0	0	0	0	0	0	0	0	0	0	0	0	--
30	Elder, Jamie		0	0	0	0	0	0	0	0	0	0	0	0	0	0	0	--
31	Lemmings, Courtney		0	0	0	0	0	0	0	0	0	0	0	0	0	0	0	--
	Team Totals								0	0	0				0			
	TOTALS		10	25	2	4	2	5	5	5	10	5	24	4	4	0	1	80

Deadball Rebounds: 1, 0: 1

Tot FG %: 1st Half: 10-25 .400
3-Pt FG %: 1st Half: 2- 4 .500
FT % : 1st Half: 2- 5 .400

White County High School

WC (HOME)			Total FG	Total AT	3-Pts FG	3-Pts AT	FT	FT AT	Rebounds OF	Rebounds DF	Rebounds To	PF	TP	A	TO	BK	ST	MN
34	Brock, Terri	f	5	8	3	4	0	0	0	1	1	0	13	1	1	0	0	16
40	Moore, Miranda	f	2	4	0	0	1	2	1	4	5	2	5	1	0	1	0	9
44	Mitchell, Candice	c	2	4	0	0	0	0	0	3	3	2	4	2	2	0	0	16
10	Webb, Danielle	g	5	8	0	0	2	2	2	3	5	1	12	3	1	0	1	16
20	Sims, Shelley	g	0	0	0	0	0	0	0	0	0	1	0	2	0	0	1	16
4	Richardson, Kristy		0	0	0	0	0	0	0	0	0	0	0	0	0	0	0	--
11	Taylor, Jessie		0	0	0	0	0	0	0	0	0	0	0	0	0	0	0	--
12	Hunter, Lorie		0	0	0	0	0	0	0	0	0	0	0	0	0	0	0	--
14	Richards, Brandi		0	0	0	0	0	0	0	0	0	0	0	0	0	0	0	--
22	Floyd, Lindsay		0	0	0	0	0	0	1	1	2	0	0	0	0	0	0	7
42	England, Heather		0	0	0	0	0	0	0	0	0	0	0	0	0	0	0	--
43	Chaney, Isha		0	0	0	0	0	0	0	0	0	0	0	0	0	0	0	--
50	Steward, Catina		0	0	0	0	0	0	0	0	0	0	0	0	0	0	0	--
52	Cummings, Tonya		0	0	0	0	0	0	0	0	0	0	0	0	0	0	0	--
	Team Totals								1	0	1				0			
	TOTALS		14	24	3	4	3	4	5	12	17	6	34	9	4	1	2	80

Deadball Rebounds: 1, 0: 1

Tot FG %: 1st Half: 14-24 .583
3-Pt FG %: 1st Half: 3- 4 .750
FT % : 1st Half: 3- 4 .750

	1st	2nd	OT	OT	Tot
LHS	24				24
WC	34				34

OFFICIALS: James Kinzer, David Laws, Jon McBrayer
Technical Fouls:
Attendance: TBA
Comments: 1996 TSSAA Class AAA Quarterfinals

Score by quarters

LHS	14	10
WC	16	18

1995 Class AAA State Girls' Basketball Tournament

March 8 - March 11, 1995 · Middle Tennessee State University - Murfreesboro

Game 1
Thu. Mar. 9 2:30 PM

Lexington (20-13)	55
Hendersonville (24-5)	51

Game 2
Thu. Mar. 9 5:30 PM

Sullivan East (26-4)	58
Bradley Central (33-2)	60

Game 3
Thu. Mar. 9 7:00 PM

Cheatham Co. (27-7)	28
Shelbyville (29-2)	57

Game 4
Thu. Mar. 9 8:30 PM

Dobyns Bennett (25-8)	74
Haywood (20-9)	48

Game 5
Fri. Mar. 10 7:00 PM

Lexington	46
Bradley Central	85

Game 6
Fri. Mar. 10 8:30 PM

Shelbyville	61
Dobyns Bennett	36

Game 7
Sat. Mar. 11 7:00 PM

Bradley Central	43
Shelbyville	53

Shelbyville
STATE CHAMPION

AAA

010

OFFICIAL NCAA BASKETBALL BOX SCORE

Site: MURFREESBORO, TENN.

HENDERSONVILLE HIGH SCHOOL (24-6)

Date: March 9, 1995

HHS (VISITORS)			Total FG	Total AT	3-Pts FG	3-Pts AT	FT	AT	Rebounds OF	DF	To	PF	TP	A	TO	BK	ST	MN
34	MATSON, JESSICA	f	8	15	0	0	4	7	5	4	9	4	20	2	4	1	2	36
50	WILLIAMS, KELLY	f	0	4	0	2	0	0	2	3	5	3	0	2	1	0	0	18
14	MARSHALL, KERI	c	3	7	0	0	1	3	2	4	6	1	7	0	0	0	1	27
12	DUNCAN, JENNIFER	g	4	11	4	6	1	2	1	1	2	3	13	3	5	0	0	36
24	FARINA, ROBIN	g	1	3	0	0	2	5	1	6	7	5	4	4	2	0	0	34
10	FOUTS, AMY		3	8	0	2	1	1	0	3	3	0	7	3	3	0	2	34
20	SHANNON, MANDI		--	--	--	--	--	--	--	--	--	--	--	--	--	--	--	DNP
22	GALLAGHER, DENISE		--	--	--	--	--	--	--	--	--	--	--	--	--	--	--	DNP
30	WOODS, HILLARY		--	--	--	--	--	--	--	--	--	--	--	--	--	--	--	DNP
32	ORSLAND, SUSAN		--	--	--	--	--	--	--	--	--	--	--	--	--	--	--	DNP
40	SHEPHERD, AMY		--	--	--	--	--	--	--	--	--	--	--	--	--	--	--	DNP
42	WRIGHT, JENNIFER		--	--	--	--	--	--	--	--	--	--	--	--	--	--	--	DNP
44	PHIPPS, SARA		--	--	--	--	--	--	--	--	--	--	--	--	--	--	--	DNP
52	CRANFORD, AMY		--	--	--	--	--	--	--	--	--	--	--	--	--	--	--	DNP
	Team Totals								0	0	0				0			
	TOTALS		19	48	4	10	9	18	11	21	32	16	51	14	15	1	5	184

Deadball Rebounds: 3, 0: 3

Tot FG %:	1st Half:	9-20	.450	2nd Half:	10-28	.357	Game:	.396
3-Pt FG %:	1st Half:	3- 7	.429	2nd Half:	1- 3	.333	Game:	.400
FT % :	1st Half:	5- 9	.556	2nd Half:	4- 9	.444	Game:	.500

LEXINGTON HIGH SCHOOL (21-13)

LHS (HOME)			Total FG	Total AT	3-Pts FG	3-Pts AT	FT	AT	Rebounds OF	DF	To	PF	TP	A	TO	BK	ST	MN
30	SIMMONS, TRISSIE	f	6	14	4	7	0	0	2	4	6	4	16	1	3	0	1	34
32	HARRINGTON, APRIL	f	3	6	0	0	0	1	5	3	8	1	6	2	1	0	0	35
14	PRITCHARD, JESSICA	c	7	21	0	0	1	2	11	2	13	5	15	2	1	3	1	31
10	SHOULDERS, AISHIA	g	1	4	0	0	2	2	3	3	6	3	4	0	3	0	3	36
11	PEARSON, APRIL	g	4	15	2	6	2	5	1	7	8	4	12	6	4	0	3	35
20	WALKER, PANSY		1	3	0	0	0	0	1	0	1	2	2	0	0	1	1	5
24	HORNER, TIANA		0	0	0	0	0	2	1	1	2	0	0	0	0	0	0	4
12	SCOTT, DANA		--	--	--	--	--	--	--	--	--	--	--	--	--	--	--	DNP
13	EVANS, ALISHA		--	--	--	--	--	--	--	--	--	--	--	--	--	--	--	DNP
15	RAMSEY, ANNA		--	--	--	--	--	--	--	--	--	--	--	--	--	--	--	DNP
21	ELDER, JAMIE		--	--	--	--	--	--	--	--	--	--	--	--	--	--	--	DNP
22	RIFFLE, GINGER		--	--	--	--	--	--	--	--	--	--	--	--	--	--	--	DNP
23	HULLEY, KAREN		--	--	--	--	--	--	--	--	--	--	--	--	--	--	--	DNP
25	POWERS, STACY		--	--	--	--	--	--	--	--	--	--	--	--	--	--	--	DNP
31	RICHARDSON, MANDY		--	--	--	--	--	--	--	--	--	--	--	--	--	--	--	DNP
	Team Totals								1	4	5				0			
	TOTALS		22	63	6	13	5	12	25	24	49	19	55	11	12	4	9	180

Deadball Rebounds: 2, 0: 2

Tot FG %:	1st Half:	10-27	.370	2nd Half:	12-36	.333	Game:	.349
3-Pt FG %:	1st Half:	1- 4	.250	2nd Half:	5- 9	.556	Game:	.462
FT % :	1st Half:	1- 2	.500	2nd Half:	4-10	.400	Game:	.417

	1st	2nd	OT	OT	Tot
HHS	26	19	6		51
LHS	22	23	10		55

OFFICIALS: BRIAN BARRICK, RANDALL AUSDRAN, JOHN BAILEY

Technical Fouls: none

Attendance: 4785

Comments: LEXINGTON TIES RECORD MOST OFF REBS. GAME 25

	1	2	3	4	OT	FINAL
Hendersonville	7	19	13	6	6	51
Lexington	6	16	13	10	10	55

CURRENT STATS - HALFTIME CompuSTATS / San Diego,CA (619)296-7834

HENDERSONVILLE HIGH SCHOOL Date: March 9, 1995

	HHS (VISITORS)		FG	AT	FG	AT	FT	AT	OF	DF	To	PF	TP	A	TO	BK	ST	MN
			Total-3-pts						Rebounds									
34	MATSON,JESSICA	f	4*	4	0	0	2*	3	2*	1	3	1	10*<	0	1	0	2*	16
50	WILLIAMS,KELLY	f	0	3	0	2	0	0	1	2	3	2*	0	1	1	0	0	12
14	MARSHALL,KERI	c	0	2	0	0	1	2	0	0	0	1	1	0	0	0	1	10
12	DUNCAN,JENNIFER	g	3	5*	3*	4*	0	0	0	0	0	0	9	3*	4*	0	0	16
24	FARINA,ROBIN	g	1	1	0	0	2*	4*	1	4*	5*	2*	4	1	2	0	0	16
10	FOUTS,AMY		1	5*	0	1	0	0	0	0	0	0	2	2	0	0	1	14
20	SHANNON,MANDI		0	0	0	0	0	0	0	0	0	0	0	0	0	0	0	0
22	GALLAGHER,DENISE		0	0	0	0	0	0	0	0	0	0	0	0	0	0	0	0
30	WOODS,HILLARY		0	0	0	0	0	0	0	0	0	0	0	0	0	0	0	0
32	ORSLAND,SUSAN		0	0	0	0	0	0	0	0	0	0	0	0	0	0	0	0
40	SHEPHERD,AMY		0	0	0	0	0	0	0	0	0	0	0	0	0	0	0	0
42	WRIGHT,JENNIFER		0	0	0	0	0	0	0	0	0	0	0	0	0	0	0	0
44	PHIPPS,SARA		0	0	0	0	0	0	0	0	0	0	0	0	0	0	0	0
52	CRANFORD,AMY		0	0	0	0	0	0	0	0	0	0	0	0	0	0	0	0
	Team Totals								0	0	0				8			
	TOTALS		9	20	3	7	5	9	4	7	11	6	26	7	8	0	4	84

Deadball Rebounds: 2, 0: 2

Tot FG %:	1st Half:	9-20	.450	2nd Half:	0- 0	.000	Game:	.450
3-Pt FG %:	1st Half:	3- 7	.429	2nd Half:	0- 0	.000	Game:	.429
FT % :	1st Half:	5- 9	.556	2nd Half:	0- 0	.000	Game:	.556

LEXINGTON HIGH SCHOOL

	LHS (HOME)		FG	AT	FG	AT	FT	AT	OF	DF	To	PF	TP	A	TO	BK	ST	MN
			Total-3-Pts						Rebounds									
30	SIMMONS,TRISSIE	f	1	5	0	2*	0	0	0	1	1	3*	2	0	2	0	0	14
32	HARRINGTON,APRIL	f	2	3	0	0	0	0	2	0	2	0	4	2*	0	0	0	16
14	PRITCHARD,JESSICA	c	2	7	0	0	0	0	4*	0	4	2	4	2*	1	1*	1	14
10	SHOULDERS,AISHIA	g	1	2	0	0	0	0	3	2	5*	1	2	0	3*	0	1	16
11	PEARSON,APRIL	g	3*	9*	1*	2*	1*	2*	1	3*	4	2	8*<	1	3*	0	2*	16
12	SCOTT,DANA		0	0	0	0	0	0	0	0	0	0	0	0	0	0	0	0
13	EVANS,ALISHA		0	0	0	0	0	0	0	0	0	0	0	0	0	0	0	0
15	RAMSEY,ANNA		0	0	0	0	0	0	0	0	0	0	0	0	0	0	0	0
20	WALKER,PANSY		1	1	0	0	0	0	0	0	0	0	2	0	0	0	1	2
21	ELDER,JAMIE		0	0	0	0	0	0	0	0	0	0	0	0	0	0	0	0
22	RIFFLE,GINGER		0	0	0	0	0	0	0	0	0	0	0	0	0	0	0	0
23	HULLEY,KAREN		0	0	0	0	0	0	0	0	0	0	0	0	0	0	0	0
24	HORNER,TIANA		0	0	0	0	0	0	0	0	0	0	0	0	0	0	0	2
25	POWERS,STACY		0	0	0	0	0	0	0	0	0	0	0	0	0	0	0	0
31	RICHARDSON,MANDY		0	0	0	0	0	0	0	0	0	0	0	0	0	0	0	0
	Team Totals								0	3	3				9			
	TOTALS		10	27	1	4	1	2	10	9	19	8	22	5	9	1	5	80

Deadball Rebounds: 1, 0: 1

Tot FG %:	1st Half:	10-27	.370	2nd Half:	0- 0	.000	Game:	.370
3-Pt FG %:	1st Half:	1- 4	.250	2nd Half:	0- 0	.000	Game:	.250
FT % :	1st Half:	1- 2	.500	2nd Half:	0- 0	.000	Game:	.500

* - Denotes high in that category

LHS : largest lead: 3 No. of leads: 2
HHS : largest lead: 10 No. of leads: 2

Lead Changes: 3 No. of Ties: 0

	1	2
Hendersonville	7	19
Lexington	6	16

010

OFFICIAL NCAA BASKETBALL BOX SCORE — Site: MURFREESBORO, TENN.

BRADLEY CENTRAL HIGH SCHOOL (35-2) — Date: March 10, 1995

	BCHS (VISITORS)		Total FG	Total AT	3-Pts FG	3-Pts AT	FT	FT AT	Rebounds OF	Rebounds DF	Rebounds To	PF	TP	A	TO	BK	ST	MN
20	GEREN, MARIA	f	1	1	0	0	3	5	2	2	4	0	5	0	1	1	1	25
44	GEREN, AMY	f	8	17	4	10	12	12	2	13	15	4	32	6	3	0	3	30
23	DAVIS, CASEY	c	5	10	0	0	5	8	7	8	15	4	15	0	1	0	1	23
21	RICE, KIYA	g	3	6	0	2	1	3	1	3	4	0	7	3	2	0	1	30
22	REDMAN, PAIGE	g	7	21	0	5	5	8	3	2	5	2	19	3	1	0	1	28
11	RICE, LAYLA		1	3	0	0	2	2	4	0	4	2	4	1	0	0	1	11
34	SPANGLER, BRITTANY		1	1	0	0	1	2	0	2	2	0	3	0	0	0	0	3
43	LAMB, BECKY		0	2	0	1	0	0	0	0	0	0	0	0	0	0	0	2
50	STATON, RHONDA		0	1	0	0	0	0	0	1	1	0	0	0	0	0	0	9
10	CALFEE, JENNIFER		0	1	0	0	0	0	0	0	0	0	0	0	0	0	0	0+
40	AKINS, AMANDA		0	0	0	0	0	0	0	0	0	0	0	0	0	0	0	0+
	Team Totals								0	0	0				0			
	TOTALS		26	63	4	18	29	40	19	31	50	12	85	13	8	1	8	160

Deadball Rebounds: 2, 0: 2

Tot FG %:	1st Half:	11-26	.423	2nd Half: 15-37	.405	Game: .413
3-Pt FG %:	1st Half:	1- 8	.125	2nd Half: 3-10	.300	Game: .222
FT % :	1st Half:	14-18	.778	2nd Half: 15-22	.682	Game: .725

LEXINGTON HIGH SCHOOL (21-14)

	LHS (HOME)		Total FG	Total AT	3-Pts FG	3-Pts AT	FT	FT AT	Rebounds OF	Rebounds DF	Rebounds To	PF	TP	A	TO	BK	ST	MN
30	SIMMONS, TRISSIE	f	3	16	1	9	0	0	0	4	4	2	7	0	0	0	1	28
32	HARRINGTON, APRIL	f	2	2	0	0	0	0	1	4	5	2	4	0	1	0	0	22
14	PRITCHARD, JESSICA	c	1	6	0	0	0	0	2	2	4	5	2	0	2	0	0	18
10	SHOULDERS, AISHIA	g	4	10	1	4	2	2	3	5	8	3	11	2	3	2	0	32-
11	PEARSON, APRIL	g	7	15	2	4	0	3	3	5	8	4	16	4	4	0	2	29
15	RAMSEY, ANNA		0	2	0	0	0	0	0	0	0	0	0	1	0	0	0	3
20	WALKER, PANSY		1	2	0	0	0	0	0	1	1	1	2	0	0	0	1	8
22	RIFFLE, GINGER		0	0	0	0	0	0	0	0	0	0	0	0	0	0	0	6
23	HULLEY, KAREN		0	0	0	0	0	0	0	1	1	2	0	0	0	0	0	4
24	HORNER, TIANA		0	1	0	0	0	0	0	3	3	3	0	0	0	0	0	10
31	RICHARDSON, MANDY		2	5	0	0	0	0	0	0	0	2	4	0	0	0	0	4
12	SCOTT, DANA		0	0	0	0	0	0	0	0	0	0	0	0	1	0	0	0+
13	EVANS, ALISHA		0	0	0	0	0	0	0	0	0	0	0	0	0	0	0	0+
21	ELDER, JAMIE		0	0	0	0	0	0	0	1	1	0	0	0	0	0	0	0+
25	POWERS, STACY		0	0	0	0	0	0	0	1	1	0	0	0	0	0	0	0+
	Team Totals								1	0	1				1			
	TOTALS		20	59	4	17	2	5	10	27	37	24	46	7	12	2	4	164

Deadball Rebounds: 1, 0: 1

Tot FG %:	1st Half:	8-29	.276	2nd Half: 12-30	.400	Game: .339
3-Pt FG %:	1st Half:	3-11	.273	2nd Half: 1- 6	.167	Game: .235
FT % :	1st Half:	2- 5	.400	2nd Half: 0- 0	.000	Game: .400

	1st	2nd	OT	OT	Tot
BCHS	37	48			85
LHS	21	25			46

OFFICIALS: JIM TRACEY,BRIAN BARRACH,TRAVIS CHANDLER

Technical Fouls: LHS BENCH

Attendance: TBA

Comments: TSSAA AAA SEMIFINALS AMY GEREN TIES FT % RECORD 12/12

	1	2	3	4	FINAL
Bradley Central	16	21	22	26	85
Lexington	9	12	10	15	46

01
CURRENT STATS - HALFTIME CompuSTATS / San Diego,CA (619)296-7834

BRADLEY CENTRAL HIGH SCHOOL Date: March 10, 1995

	BCHS (VISITORS)		FG	AT	FG	AT	FT	AT	OF	DF	To	PF	TP	A	TO	BK	ST	MN
			Total-3-pts						Rebounds									
20	GEREN,MARIA	f	0	0	0	0	0	0	1	1	2	0	0	0	0	0	1	16
44	GEREN,AMY	f	5*	8	1*	3*	8*	8*	0	6*	6	3*	19*<	3*	0	0	2*	16
23	DAVIS,CASEY	c	2	4	0	0	2	4	2*	6*	8*	2	6	0	1*	0	1	14
21	RICE,KIYA	g	0	2	0	2	0	0	0	2	2	0	0	0	1*	0	0	16
22	REDMAN,PAIGE	g	3	11*	0	3*	4	6	2*	1	3	1	10	1	1*	0	1	16
10	CALFEE,JENNIFER		0	0	0	0	0	0	0	0	0	0	0	0	0	0	0	0
11	RICE,LAYLA		1	1	0	0	0	0	0	0	0	2	2	0	0	0	0	2
34	SPANGLER,BRITTANY		0	0	0	0	0	0	0	0	0	0	0	0	0	0	0	0
40	AKINS,AMANDA		0	0	0	0	0	0	0	0	0	0	0	0	0	0	0	0
43	LAMB,BECKY		0	0	0	0	0	0	0	0	0	0	0	0	0	0	0	0
50	STATON,RHONDA		0	0	0	0	0	0	0	0	0	0	0	0	0	0	0	0
	Team Totals								0	0	0				3			
	TOTALS		11	26	1	8	14	18	5	16	21	8	37	4	3	0	5	80

Deadball Rebounds: 1, 0: 1

Tot FG %:	1st Half:	11-26	.423	2nd Half:	0- 0	.000	Game: .423
3-Pt FG %:	1st Half:	1- 8	.125	2nd Half:	0- 0	.000	Game: .125
FT % :	1st Half:	14-18	.778	2nd Half:	0- 0	.000	Game: .778

LEXINGTON HIGH SCHOOL

	LHS (HOME)		FG	AT	FG	AT	FT	AT	OF	DF	To	PF	TP	A	TO	BK	ST	MN
			Total-3-Pts						Rebounds									
30	SIMMONS,TRISSIE	f	1	8	1	6*	0	0	0	3	3	2	3	0	0	0	0	16
32	HARRINGTON,APRIL	f	1	1	0	0	0	0	0	4*	4*	2	2	0	0	0	0	15
14	PRITCHARD,JESSICA	c	1	5	0	0	0	0	2*	1	3	4*	2	0	1	0	0	14
10	SHOULDERS,AISHIA	g	1	5	0	2	2*	2	2*	2	4*	1	4	1*	3*	1*	0	20
11	PEARSON,APRIL	g	4*	10*	2*	3	0	3*	2*	2	4*	3	10*<	1*	1	0	1*	16
12	SCOTT,DANA		0	0	0	0	0	0	0	0	0	0	0	0	0	0	0	0
13	EVANS,ALISHA		0	0	0	0	0	0	0	0	0	0	0	0	0	0	0	0
15	RAMSEY,ANNA		0	0	0	0	0	0	0	0	0	0	0	0	0	0	0	0
20	WALKER,PANSY		0	0	0	0	0	0	0	0	0	0	0	0	0	0	0	0
21	ELDER,JAMIE		0	0	0	0	0	0	0	0	0	0	0	0	0	0	0	0
22	RIFFLE,GINGER		0	0	0	0	0	0	0	0	0	0	0	0	0	0	0	0
23	HULLEY,KAREN		0	0	0	0	0	0	0	0	0	0	0	0	0	0	0	0
24	HORNER,TIANA		0	0	0	0	0	0	0	1	1	0	0	0	0	0	0	3
25	POWERS,STACY		0	0	0	0	0	0	0	0	0	0	0	0	0	0	0	0
31	RICHARDSON,MANDY		0	0	0	0	0	0	0	0	0	0	0	0	0	0	0	0
	Team Totals								1	0	1				5			
	TOTALS		8	29	3	11	2	5	7	13	20	12	21	2	5	1	1	84

Deadball Rebounds: 1, 0: 1

Tot FG %:	1st Half:	8-29	.276	2nd Half:	0- 0	.000	Game: .276
3-Pt FG %:	1st Half:	3-11	.273	2nd Half:	0- 0	.000	Game: .273
FT % :	1st Half:	2- 5	.400	2nd Half:	0- 0	.000	Game: .400

* - Denotes high in that category

LHS : largest lead: 2 No. of leads: 3
BCHS: largest lead: 17 No. of leads: 2

Lead Changes: 1 No. of Ties: 3

	1	2
Bradley Central	16	21
Lexington	9	12

1993 Class AAA State Girls' Basketball Tournament

March 10 - March 13, 1993 · Middle Tennessee State University - Murfreesboro

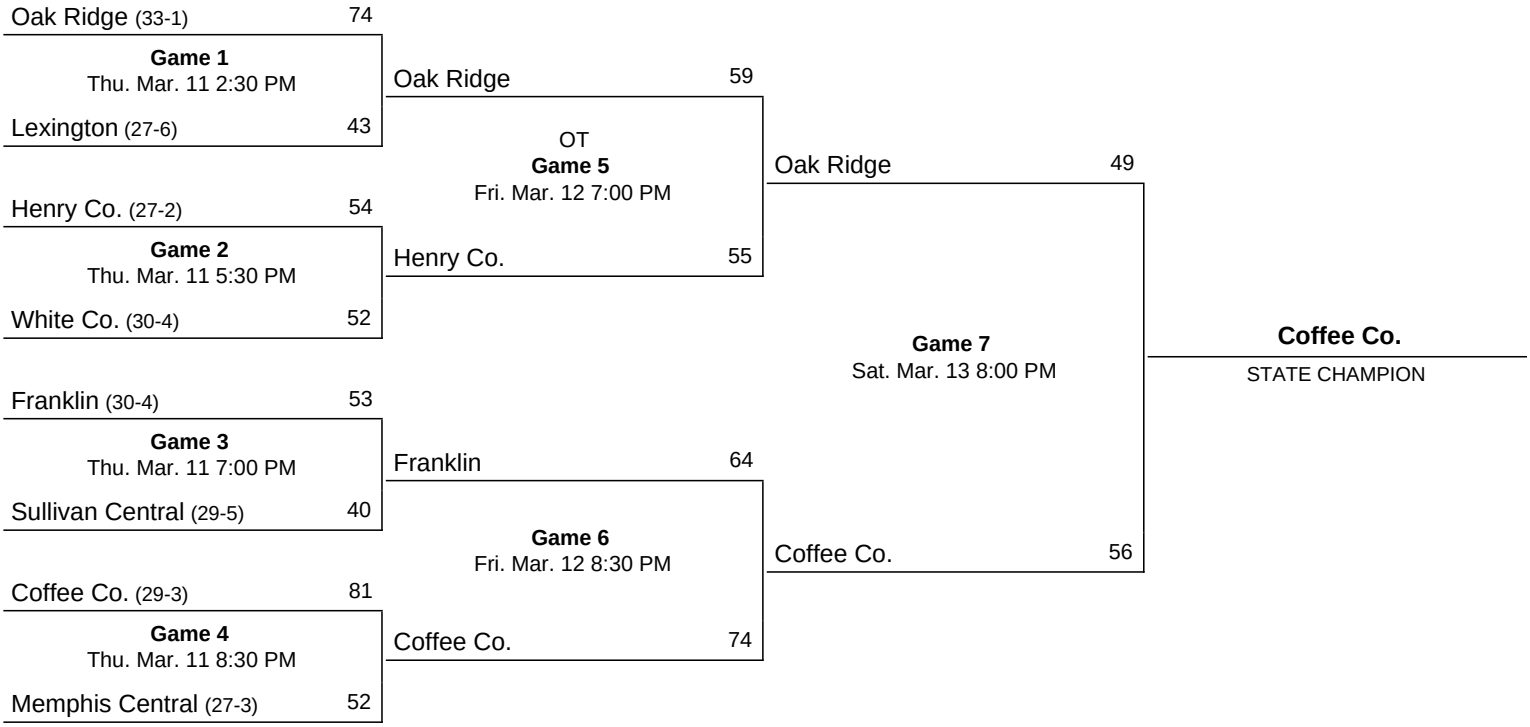

OFFICIAL NCAA BASKETBALL BOX SCORE 03-10-93 MURFREESBORO
Licensed To: Middle Tennessee FINAL BOX

VISITORS: LEXINGTON 28-7

NO	PLAYER	FG	FGA	3P	3PA	FT	FTA	OR	DR	TOT	PF	PTS	A	TO	BLK	S	MIN
11	APRIL PEARSON	1	8	0	1	0	0	1	2	3	1	2	1	6	1	2	18
20	ANGELA MELTON	0	8	0	3	1	2	1	3	4	2	1	2	7	0	3	27
22	CHERYL LINDSEY	4	8	3	6	0	0	1	1	2	3	11	0	7	1	0	22
24	ALLISON CARTER	1	5	0	0	0	3	0	1	1	3	2	1	8	0	1	26
25	KIM McKINNEY	6	7	0	0	6	6	3	4	7	2	18	1	1	0	1	27
14	JACKIE ELLIOTT	1	2	0	0	1	2	1	0	1	0	3	0	0	0	0	3
13	RACHEL McDANIEL	1	1	1	1	0	0	0	1	1	0	3	0	1	0	0	2
32	APRIL HARRINGTON	0	0	0	0	0	0	0	0	0	0	0	0	0	0	0	2
10	TOLANDA KIZER	0	0	0	0	0	0	0	0	0	0	0	0	1	0	1	2
31	MANDY RICHARDSON	0	0	0	0	0	0	0	1	1	1	0	0	0	0	0	3
30	TRESSIE SIMMONS	0	0	0	0	0	2	0	1	1	0	0	1	0	0	0	2
23	ANTRIA WILLIAMS	1	3	0	0	1	3	5	1	6	2	3	0	0	0	0	21
15	KEELEY WOODS	0	0	0	0	0	0	0	0	0	0	0	0	0	0	0	2
21	TESSIE WOODS	0	0	0	0	0	0	0	0	0	0	0	0	0	0	0	3
	TEAM							1	0	1				0			
	TOTALS	15	42	4	11	9	18	13	15	28	14	43	6	31	2	8	160

TOTAL FG % 1st Half 38.5 2nd Half 31.3 OT Game 35.7 DEADBALL
3 PT FG % 1st Half 40.0 2nd Half 33.3 OT Game 36.4 REBOUNDS 3
FT % 1st Half 33.3 2nd Half 58.3 OT Game 50.0

HOME: OAK RIDGE 34-1

NO	PLAYER	FG	FGA	3P	3PA	FT	FTA	OR	DR	TOT	PF	PTS	A	TO	BLK	S	MIN
22	SIMONE CALDWELL	6	8	2	3	0	0	2	6	8	2	14	0	2	0	1	15
32	DANYELL SUMMERS	0	1	0	0	0	0	0	1	1	3	0	1	2	0	2	9
42	ERIN YOUNG	4	9	0	2	0	0	3	2	5	1	8	5	5	0	1	22
44	LAURA VOWELL	2	2	0	0	0	0	1	1	2	3	4	2	2	0	3	13
52	JENNIFER McGINNIS	6	11	0	1	6	6	1	4	5	0	18	0	4	5	1	22
10	SHAWNEE LENOIR	3	5	0	1	0	0	0	0	0	1	6	3	0	0	2	17
14	JENNIFER RABY	1	2	0	0	2	2	2	0	2	1	4	3	1	0	0	14
24	ASHLEY SHARPE	0	1	0	0	0	0	0	0	0	1	0	0	0	0	0	4
12	NIKKI SHELTON	1	1	0	0	0	0	0	0	0	1	2	1	0	0	1	6
34	NICKEA HATCHER	5	9	0	0	3	4	1	2	3	2	13	0	3	0	0	15
20	BRANDEE LANE	1	2	0	0	0	0	0	1	1	0	2	0	1	0	1	9
54	KERI JOHNSON	1	5	1	1	0	1	1	0	1	3	3	0	2	0	1	14
	TEAM							2	3	5				0			
	TOTALS	30	56	3	8	11	13	13	20	33	18	74	15	22	5	13	160

TOTAL FG % 1st Half 58.6 2nd Half 48.1 OT Game 53.6 DEADBALL
3 PT FG % 1st Half 40.0 2nd Half 33.3 OT Game 37.5 REBOUNDS 0
FT % 1st Half 100.0 2nd Half 71.4 OT Game 84.6

Technical Fouls: 0
Attendance: 4,352

OFFICIALS
#0- TERRY ALLEY
#0- ED TIDWELL
#0- JAMES FOX

SCORE BY PERIODS	1	2	3	4	OT	FINAL
LEXINGTON	14	10	3	16		43
OAK RIDGE	29	13	14	18		74

TECHNICAL FOULS:

INDIVIDUAL:
LEXINGTON: NONE
OAK: NONE

This report has been produced by STATMAN II (tm) 3.00.FWC
Copyright (c) 1991 NBA Properties, Inc. All Rights Reserved.

OFFICIAL NCAA BASKETBALL BOX SCORE 03-10-93 MURFREESBORO
Licensed To: Middle Tennessee FIRST HALF

VISITORS: LEXINGTON

NO	PLAYER	FG	FGA	3P	3PA	FT	FTA	OR	DR	TOT	PF	PTS	A	TO	BLK	S	MIN
11	APRIL PEARSON	1	7	0	1	0	0	1	2	3	1	2	1	6	1	2	16
20	ANGELA MELTON	0	4	0	1	0	0	0	2	2	0	0	2	3	0	2	16
22	CHERYL LINDSEY	3	4	2	3	0	0	0	0	0	3	8	0	2	1	0	8
24	ALLISON CARTER	1	4	0	0	0	3	0	1	1	1	2	1	5	0	1	15
25	KIM McKINNEY	4	5	0	0	2	2	2	2	4	1	10	1	1	0	0	16
14	JACKIE ELLIOTT	DNP-															
13	RACHEL McDANIEL	DNP-															
32	APRIL HARRINGTON	DNP-															
10	TOLANDA KIZER	DNP-															
31	MANDY RICHARDSON	DNP-															
30	TRESSIE SIMMONS	DNP-															
23	ANTRIA WILLIAMS	1	2	0	0	0	1	3	0	3	0	2	0	0	0	0	9
15	KEELEY WOODS	DNP-															
21	TESSIE WOODS	DNP-															
	TEAM							1	0	1				0			
	TOTALS	10	26	2	5	2	6	7	7	14	6	24	5	17	2	5	80

TOTAL FG %	1st Half 38.5	2nd Half	OT	Game 38.5	DEADBALL		
3 PT FG %	1st Half 40.0	2nd Half	OT	Game 40.0	REBOUNDS	1	
FT %	1st Half 33.3	2nd Half	OT	Game 33.3			

HOME: OAK RIDGE

NO	PLAYER	FG	FGA	3P	3PA	FT	FTA	OR	DR	TOT	PF	PTS	A	TO	BLK	S	MIN
22	SIMONE CALDWELL	5	6	2	2	0	0	1	4	5	1	12	0	2	0	1	9
32	DANYELL SUMMERS	0	1	0	0	0	0	0	1	1	2	0	0	2	0	1	7
42	ERIN YOUNG	2	6	0	2	0	0	1	1	2	1	4	5	3	0	1	15
44	LAURA VOWELL	1	1	0	0	0	0	0	0	0	1	2	1	2	0	3	9
52	JENNIFER McGINNIS	5	7	0	0	4	4	1	3	4	0	14	0	4	3	0	15
10	SHAWNEE LENOIR	2	3	0	1	0	0	0	0	0	1	4	3	0	0	1	9
14	JENNIFER RABY	0	1	0	0	2	2	2	0	2	1	2	2	1	0	0	8
24	ASHLEY SHARPE	DNP-															
12	NIKKI SHELTON	DNP-															
34	NICKEA HATCHER	2	2	0	0	0	0	0	0	0	1	4	0	0	0	0	4
20	BRANDEE LANE	DNP-															
54	KERI JOHNSON	0	2	0	0	0	0	0	0	0	0	0	0	0	0	0	4
	TEAM							0	3	3				0			
	TOTALS	17	29	2	5	6	6	5	12	17	8	42	11	14	3	7	80

TOTAL FG %	1st Half 58.6	2nd Half	OT	Game 58.6	DEADBALL		
3 PT FG %	1st Half 40.0	2nd Half	OT	Game 40.0	REBOUNDS	0	
FT %	1st Half 100.0	2nd Half	OT	Game 100.0			

Technical Fouls: 0
Attendance:

OFFICIALS
#0- TERRY ALLEY
#0- ED TIDWELL
#0- JAMES FOX

SCORE BY PERIODS	1	2	3	4	OT	FINAL
LEXINGTON	14	10				24
OAK RIDGE	29	13				42

TECHNICAL FOULS:

INDIVIDUAL:
LEXINGTON: NONE
OAK: NONE

This report has been produced by STATMAN II (tm) 3.00.FWC
Copyright (c) 1991 NBA Properties, Inc. All Rights Reserved.

1966 State Girls' Basketball Tournament

March 22 - March 26, 1966

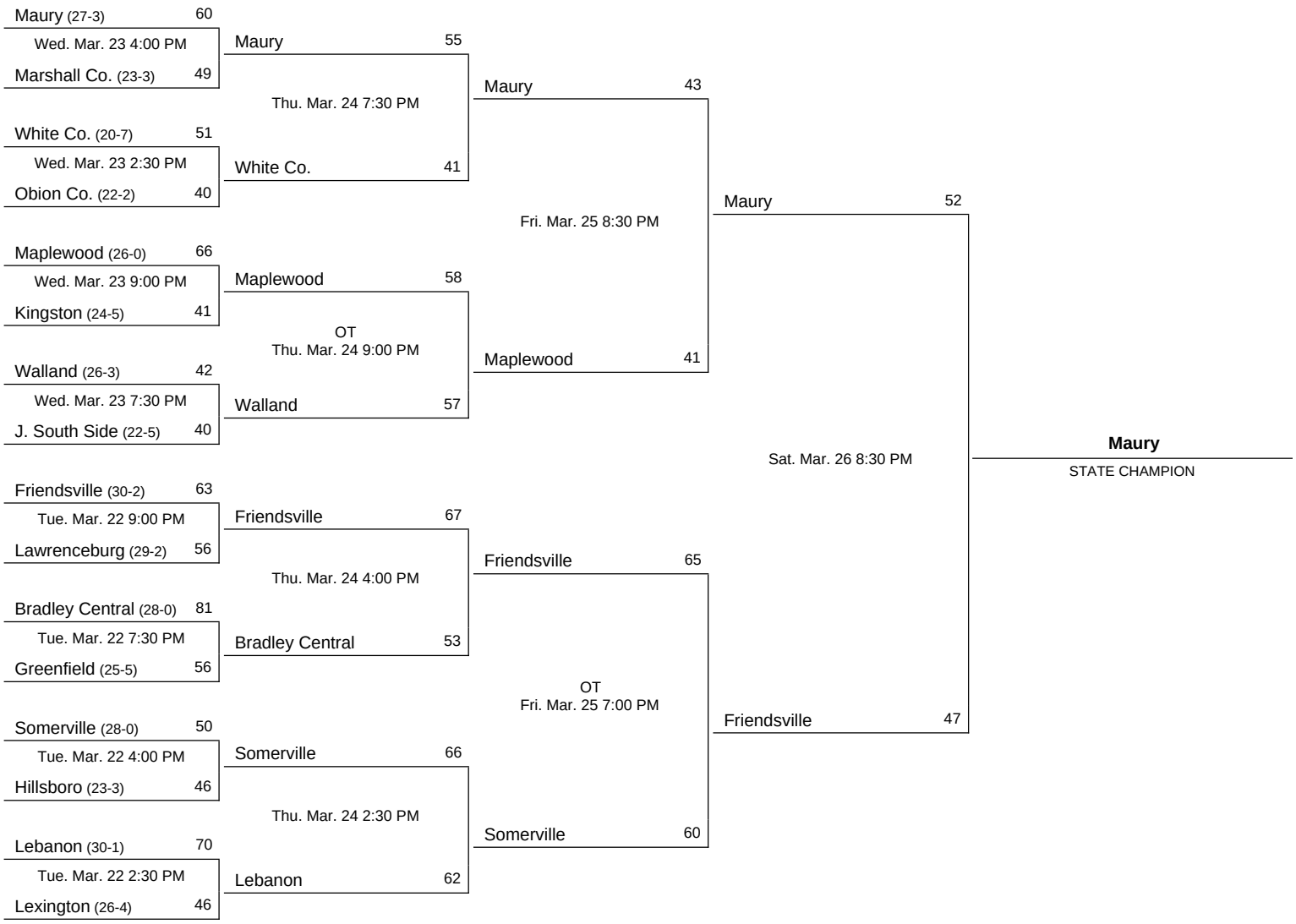

Consolation Contests

Mar. 26 7:00 PM Third Place Maplewood 44, **Somerville 70** Stats

M. T. T. U. GYMNASIUM

MURFREESBORO, TENN

1966 GIRLS STATE TOURNAMENT

OFFICIALS:

Team	1st	2nd	3rd	4th	Final
LEBANON	12	17	23	18	70
LEXINGTON	9	10	12	15	46

Pos.	Team: LEBANON Players	Field Goals Att.	Field Goals Made	Field Goals %	Free Throws Att.	Free Throws Made	Free Throws %	Reb.	Fouls	Total Points
35 F	Rita Rochelle	32	18	56.3	22	18		12	1	54
21 F	Emily Dowdy	1	1	100%	1	0		0	0	2
11 F	Beth Hawks	15	7	46.7	0	0		2	2	14
21	Barbara Carson							8	4	
55	Mary Donnell							10	3	
33	Barbara McBowan							5	5	
25	Diane Morten							1	0	
15 F	Lynn Dersen	8	0	—	0	0		3	1	0
54	Jennifer Spick	1	0	—	0	0		1	0	0
31	Glenda Bland							1	0	
	Team							6		
	TOTALS	57	26	45.6	23	18	78.3%	49	16	70

Pos.	Team: LEXINGTON Players	Field Goals Att.	Field Goals Made	Field Goals %	Free Throws Att.	Free Throws Made	Free Throws %	Reb.	Fouls	Total Points
3 F	Janice Garner	25	7	28.0%	14	8		11	2	22
10 F	Jane Cody	2	0	—	2	1		1	0	1
11 F	Mary Odle	15	5	33.3%	1	1		3	1	11
35 F	Betty Hatchett	11	3	27.3%	7	4		3	4	10
5	Linda Johnson							5	2	
55	Louise Wilson	1	1	100.0%	0	0		2	2	2
23	Joan Webb							5	3	
31	Janice Yates							0	1	
13	Wilma Middleton							0	0	
25	Barbara Kizer							1	0	
14	Debbie Meadows							1	0	
	Team							5		
	TOTALS	54	16	29.6%	25	14	56.7%	37	15	46

GAME # 7

1964 State Girls' Basketball Tournament

March 17 - March 21, 1964

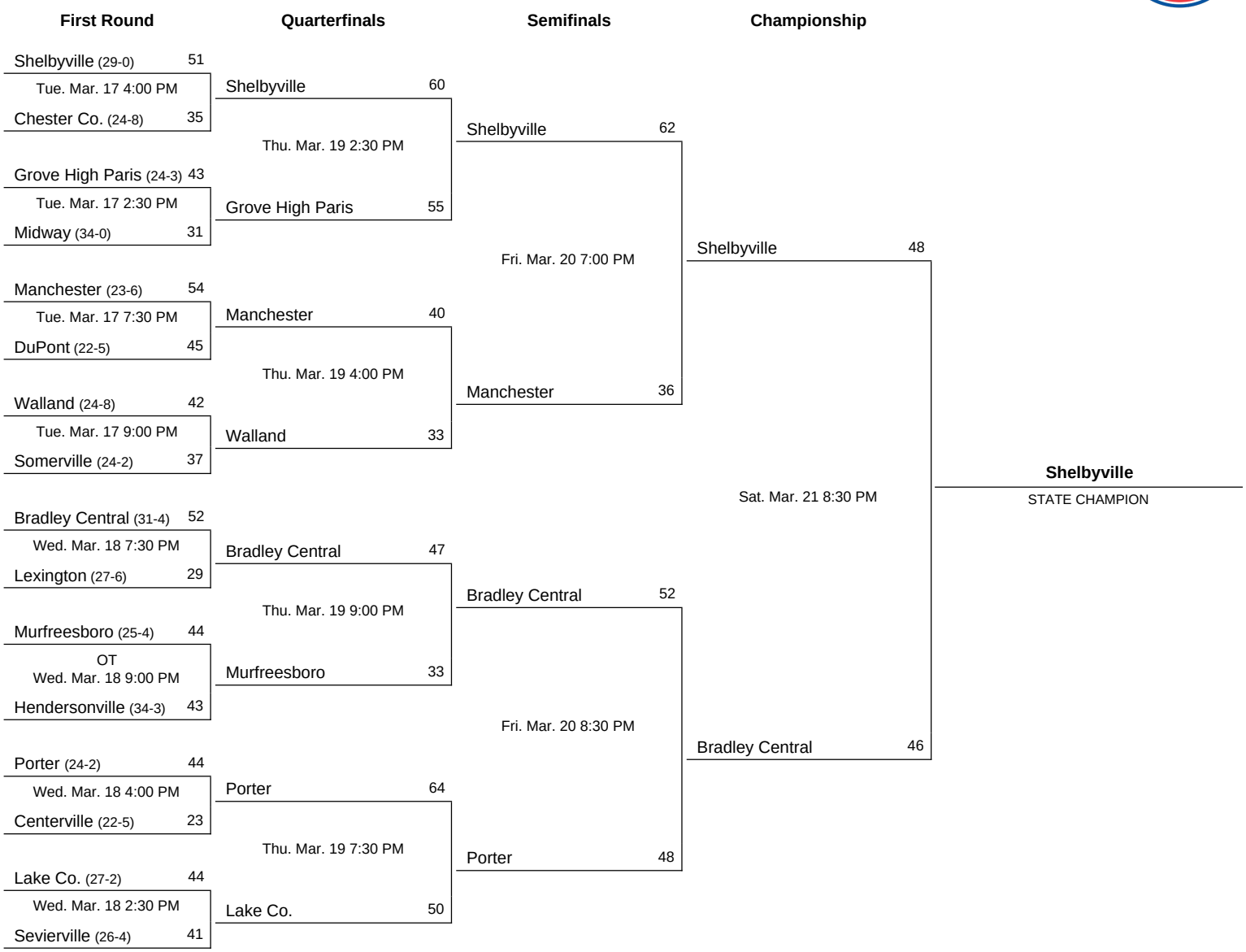

Consolation Contests

Mar. 21 7:00 PM Third Place Manchester 51, **Porter 59** Stats

Officials:	Team	1st	2nd	3rd	4th	Final
Mason - Holder	Beadley Co.	18	19	9	6	52
	Lexington	9	10	4	6	29

Pos.	Team: Beadley Co	FGA	FGM	FTA	FTM	Reb.	Fouls	Tot. Pts
F	Kaye Birens	24	6	9	5	9	0	17
F	Sandra Downs	15	8	5	1	7	2	17
F	Jane Brock	14	8	0	0	6	0	16
G	Alicia Nerren					14	3	
G	Alice Hancock					5	3	
G	Elaine Ownby					5	4	
F	Irenia Watson	2	1	1	0	1	0	2
F	Elaine Hammond	4	0	0	0	0	0	0
F	Connie Ownby	1	0	2	0	1	1	0
G	Nancy Hysinger					1	1	
G	Mary Cox					1	0	
		38.3%		35.3%		Team — 8		
	TOTALS	60	23	17	6	58	14	52

Pos.	Team: Lexington	FGA	FGM	FTA	FTM	Reb.	Fouls	Tot. Pts
F	Janice Gaener	18	4	3	3	2	5	11
F	Karen Chambers	14	2	4	3	3	1	7
F	Peggy Hester	5	2	5	3	3	1	7
G	Linda Johnson					5	1	
G	Carol Davis					3	0	
G	Louise Wilson					7	2	
F	Betty Hatchett	6	2	5	0	2	2	4
F	Jane Cody	2	0	0	0	0		
G	Barbara Kizer							
	Team	22.2%		52.9%		8		
	TOTALS	45	10	17	9	33	12	29

Game #7

1963 State Girls' Basketball Tournament

March 19 - March 23, 1963

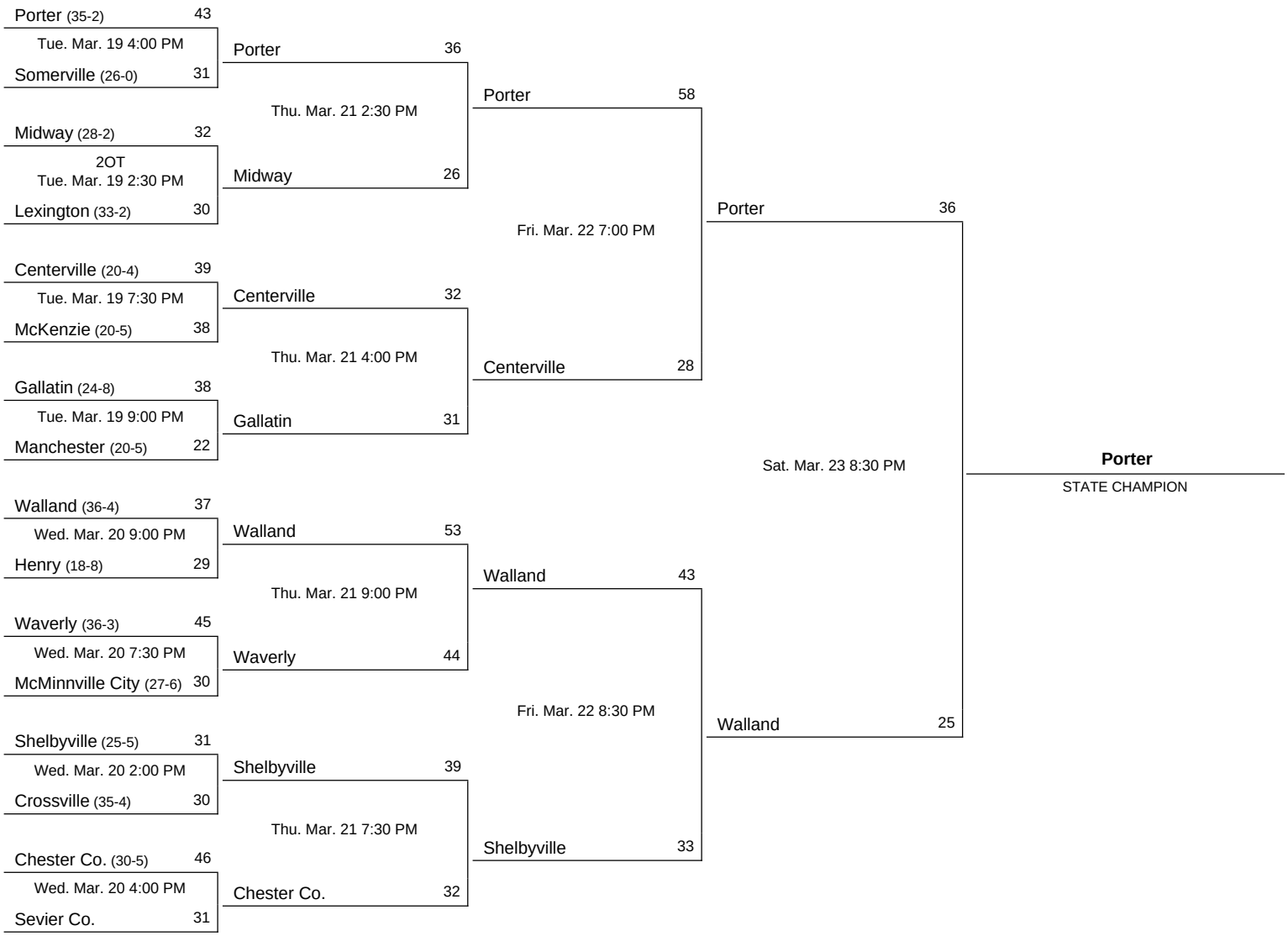

Consolation Contests

Mar. 23 7:00 PM Third Place Centerville 37, **Shelbyville 48**

Midway	G	F	T	Lexington	G	F	T
Bettis	8	2-4	18	Graves	5	1-3	11
Galvon	3	2-4	8	Lewis	4	3-5	11
Rose	2	0-0	4	Hester	4	0-0	8
G. Moore	1	0-0	2	Garner	0	0-1	0
Morris g	0	0-0	0	Hinson g	0	0-0	0
P.Moore g	0	0-0	0	Davis g	0	0-0	0
Howard g	0	0-0	0	Woods g	0	0-0	0
Totals	14	4-8	32	Totals	13	4-9	30

Midway	6	2	7	13	0	4—32
Lexington	8	8	6	6	0	2—30

Porter	G	F	T	Som'ville	G	F	T
Rogers	9	9-10	27	Buckley	1	2-3	4
L.M'Ke'ry	4	2-6	10	Teague	3	1-3	7
Leitch	3	0-1	6	Haddad	6	5-7	17
Crumley g	0	0-0	0	McCalley	1	1-1	3
Guffey g	0	0-0	0	Smith g	0	0-0	0
G.M'K'y g	0	0-0	0	Rike g	0	0-0	0
				Moss g	0	0-0	0
Totals	16	11-17	43	Totals	11	9-14	31

Porter	8	11	7	17—43
Somerville	8	12	7	4—31

1961 State Girls' Basketball Tournament

March 21 - March 25, 1961

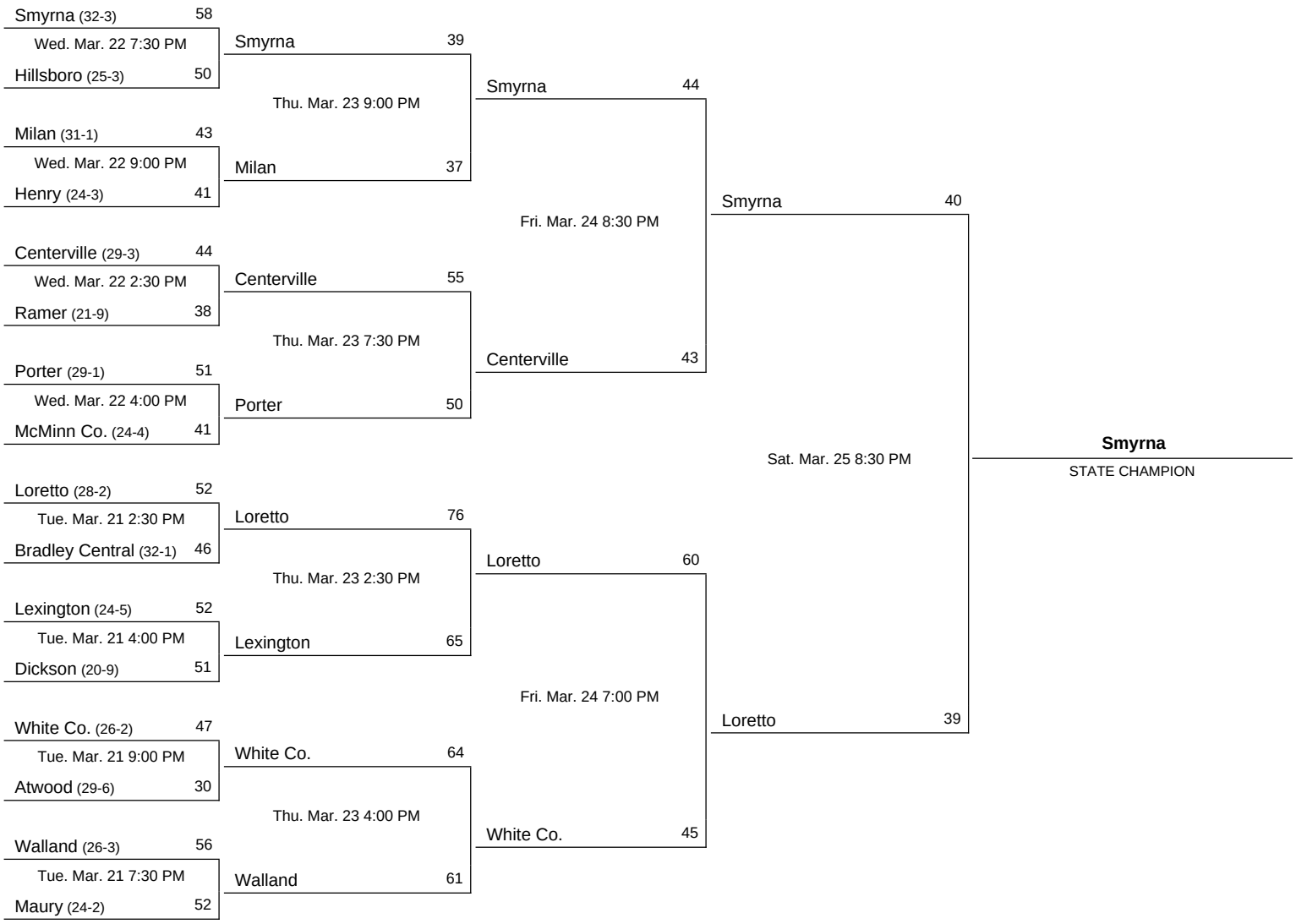

Consolation Contests

Mar. 25 7:00 PM Third Place Centerville 46, **White Co. 47** Stats

Wood's Region 7 Runnerup 25-11.

Loretto	G	F	T	Br'dl'yCo.	G	F	T
Hollis	12	8-11	32	Crumley	2	1-1	5
Flatt	5	5-10	15	Henry	3	1-2	7
Smith	1	2-5	4	Owens	3	1-5	7
Hunt	0	1-2	1	La'd'r'd'le	7	4-8	18
Brown g	0	0-0	0	Delay	4	1-2	9
Odem g	0	0-0	0	Elkins g	0	0-0	0
Weath's g	0	0-0	0	Nerren g	0	0-0	0
				Coleman	0	0-0	0
Totals	18	16-28	52	Totals	19	8-18	46

Loretto	15	16	14	7—52
Bradley Co.	6	13	9	18—46

Lexington	G	F	T	Dickson	G	F	T
Anderson	5	11-19	21	Hayes	8	10-15	26
White	4	7- 9	15	Taylor	4	7- 9	15
Graves	5	15-19	25	Clifton	4	3- 6	11
Lewis	0	0- 0	0	Smith	0	0- 0	0
Woods	0	0- 0	0	Carter	0	0- 0	0
Hinson	0	0- 0	0	Hutcheson	0	0- 0	0
Totals	14	33-47	61	Totals	16	20-30	52

Lexington	12	16	16	17—61
Dickson	15	12	12	13—52

C'terville	G	F	T	Porter	G	F	T
Nickell	7	9-15	23	D. R'g'rs	13	10-13	36
Armstr g	8	4-9	20	McGill	6	0-0	12
Martin	4	4-9	12	L. McK'ry	1	0-0	2
Hann g	0	0-0	0	Val'tine g	0	0-0	0
Schm'k g	0	0-0	0	M. R'rs g	0	0-0	0
Lamb'rt g	0	0-0	0	G. M'K'y g	0	0-0	0
Totals	19	17-33	55	Totals	20	10-13	50

Centerville	11	9	15	20—55
Porter	11	13	10	16—50

Loretto	G	F	T	Lex'gton	G	F	T
Hollis	14	12-15	40	Anders'n	10	3-6	23
Flatt	9	8-10	18	White	9	4-10	22
Smith	8	2-3	18	Graves	8	4-4	20
Brown g	0	0-0	0	Wood g	0	0-0	0
Odem g	0	0-0	0	Lewis g	0	0-0	0
We'th's g	0	0-0	0	Hinson g	0	0-0	0
Totals	27	22-28	76	Totals	27	11-20	65

Loretto	15	18	22	21—76
Lexington	12	25	16	12—65