# Gallatin High School
# Boys' Basketball
## Gallatin, TN

**POSTSEASON HISTORY REPORT**

GENERATED MAY 5, 2024

# Summary

**Championship Record:** 8-8
**Appearances (9):** 2003, 2001, 2000, 1991, 1987, 1986, 1982, 1973, 1921
**Finals Appearances/Runners-up (2):** 1973, 2001
**Championships (1):** 1973

# Finals Appearances

| Year | Class | Award | Detail |
|---|---|---|---|
| 1973 | Large | Team Champions | (29-1) |
| 2001 | Class AAA | Team Runner-Up | |

# Awards

None found.

# 2003 Class AAA State Boys' Basketball Tournament

## March 19 - March 22, 2003 · Murphy Center - MTSU - Murfreesboro, TN

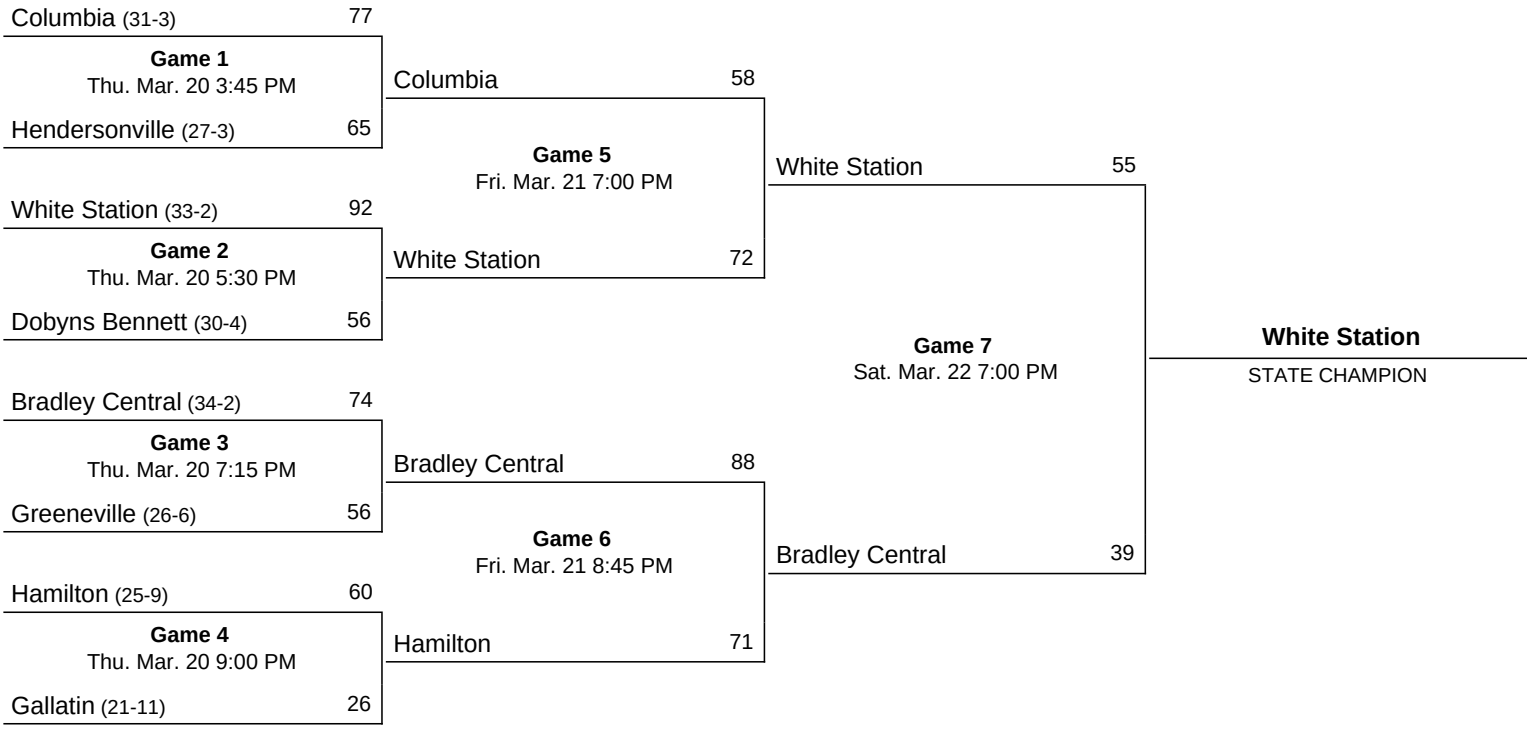

Official Basketball Box Score
Gallatin Green Wave vs Hamilton Wildcats
03/20/03 9 p.m. at Murfreesboro, Tenn. - Murphy Center

---

VISITORS: Gallatin Green Wave 21-12

| ## | Player Name | | TOT-FG FG-FGA | 3-PT FG-FGA | FT-FTA | REBOUNDS OF | DE | TOT | PF | TP | A | TO | BLK | S | MIN |
|---|---|---|---|---|---|---|---|---|---|---|---|---|---|---|---|
| 01 | Jones, Tony..... | * | 3-11 | 1-1 | 0-2 | 1 | 4 | 5 | 0 | 7 | 0 | 2 | 1 | 0 | 26 |
| 15 | Thon, Dak..... | * | 2-4 | 0-0 | 0-0 | 1 | 2 | 3 | 5 | 4 | 1 | 2 | 0 | 0 | 12 |
| 20 | Washington, Tyrell.. | * | 0-4 | 0-3 | 0-0 | 0 | 1 | 1 | 4 | 0 | 1 | 7 | 0 | 2 | 25 |
| 23 | Williams, Jacques... | * | 0-4 | 0-0 | 0-1 | 1 | 4 | 5 | 4 | 0 | 1 | 1 | 1 | 0 | 28 |
| 34 | Messinger, Frankie.. | * | 3-7 | 1-4 | 2-2 | 3 | 1 | 4 | 4 | 9 | 1 | 8 | 0 | 1 | 28 |
| 10 | Law, Lee..... | | 0-0 | 0-0 | 0-1 | 2 | 0 | 2 | 1 | 0 | 0 | 0 | 0 | 0 | 7 |
| 11 | Franklin, Ben..... | | 0-1 | 0-0 | 0-0 | 2 | 0 | 2 | 0 | 0 | 0 | 0 | 0 | 0 | 1 |
| 12 | Hively, Brandon..... | | 0-1 | 0-0 | 0-0 | 0 | 0 | 0 | 0 | 0 | 0 | 0 | 0 | 0 | 2 |
| 14 | Foreman, Karl..... | | 0-1 | 0-0 | 0-0 | 0 | 0 | 0 | 0 | 0 | 0 | 0 | 0 | 0 | 1 |
| 21 | Ellis, Carl..... | | 0-3 | 0-2 | 2-2 | 0 | 0 | 0 | 1 | 2 | 0 | 2 | 0 | 0 | 8 |
| 25 | Tut, Peter..... | | 1-3 | 0-0 | 0-2 | 0 | 6 | 6 | 1 | 2 | 0 | 1 | 0 | 0 | 16 |
| 30 | Malone, Kyron..... | | 0-2 | 0-0 | 0-0 | 1 | 1 | 2 | 1 | 0 | 0 | 0 | 0 | 0 | 1 |
| 32 | Harned, Taylor..... | | 0-0 | 0-0 | 0-0 | 0 | 0 | 0 | 0 | 0 | 0 | 0 | 0 | 0 | 1 |
| 33 | Troupe, Tyler..... | | 1-3 | 0-1 | 0-0 | 1 | 2 | 3 | 0 | 2 | 0 | 0 | 0 | 0 | 3 |
| 42 | Wiggins, Deon..... | | 0-1 | 0-0 | 0-0 | 0 | 0 | 0 | 1 | 0 | 0 | 0 | 0 | 0 | 1 |
| | TEAM..... | | | | | 2 | 4 | 6 | | | | | | | |
| | Totals..... | | 10-45 | 2-11 | 4-10 | 14 | 25 | 39 | 22 | 26 | 4 | 23 | 2 | 3 | 160 |

TOTAL FG% 1st Half: 4-16 25.0% 2nd Half: 6-29 20.7% Game: 22.2% DEADB
3-Pt. FG% 1st Half: 1-4 25.0% 2nd Half: 1-7 14.3% Game: 18.2% REBS
F Throw % 1st Half: 0-5 0.0% 2nd Half: 4-5 80.0% Game: 40.0% 1

---

HOME TEAM: Hamilton Wildcats 26-9

| ## | Player Name | | TOT-FG FG-FGA | 3-PT FG-FGA | FT-FTA | REBOUNDS OF | DE | TOT | PF | TP | A | TO | BLK | S | MIN |
|---|---|---|---|---|---|---|---|---|---|---|---|---|---|---|---|
| 04 | Williams, Shawne.... | * | 3-10 | 1-4 | 2-4 | 4 | 6 | 10 | 3 | 9 | 2 | 3 | 1 | 1 | 22 |
| 05 | Richmond, Dustin.... | * | 2-8 | 1-4 | 0-2 | 2 | 0 | 2 | 2 | 5 | 4 | 1 | 0 | 7 | 28 |
| 15 | Watkins, Joseph..... | * | 0-6 | 0-0 | 2-6 | 3 | 4 | 7 | 3 | 2 | 0 | 4 | 0 | 2 | 20 |
| 25 | Bohannon, Courtney.. | * | 7-11 | 1-3 | 2-4 | 2 | 3 | 5 | 2 | 17 | 2 | 0 | 0 | 3 | 25 |
| 45 | Williams, Jeremy.... | * | 2-4 | 0-0 | 3-4 | 1 | 4 | 5 | 2 | 7 | 0 | 0 | 3 | 2 | 21 |
| 03 | Abernathy, Brian.... | | 0-0 | 0-0 | 0-0 | 0 | 0 | 0 | 0 | 0 | 0 | 0 | 1 | 0 | 2 |
| 11 | Strafford, Kris..... | | 1-2 | 0-1 | 4-6 | 0 | 1 | 1 | 0 | 6 | 0 | 0 | 0 | 0 | 8 |
| 12 | Jeffries, Bryon..... | | 4-6 | 0-0 | 0-1 | 1 | 2 | 3 | 1 | 8 | 0 | 0 | 0 | 0 | 9 |
| 13 | Martin, Nolan..... | | 0-0 | 0-0 | 0-0 | 0 | 0 | 0 | 0 | 0 | 0 | 0 | 0 | 0 | 2 |
| 14 | Jones, Antonio..... | | 0-2 | 0-0 | 0-0 | 0 | 0 | 0 | 4 | 0 | 0 | 0 | 0 | 0 | 6 |
| 20 | Freeman, Marcus..... | | 0-1 | 0-1 | 0-0 | 0 | 0 | 0 | 0 | 0 | 0 | 0 | 0 | 0 | 3 |
| 22 | Jones, Harlan..... | | 1-1 | 0-0 | 0-0 | 0 | 0 | 0 | 1 | 2 | 0 | 0 | 0 | 0 | 1 |
| 33 | Hagler, Paul..... | | 1-1 | 0-0 | 0-2 | 1 | 2 | 3 | 0 | 2 | 0 | 0 | 1 | 2 | 9 |
| 35 | Fleming, Jimmy..... | | 0-1 | 0-0 | 0-0 | 0 | 0 | 0 | 0 | 0 | 0 | 0 | 0 | 0 | 2 |
| 44 | Boone, Donald..... | | 1-1 | 0-0 | 0-0 | 1 | 2 | 3 | 0 | 2 | 0 | 0 | 0 | 0 | 2 |
| | TEAM..... | | | | | | 2 | 2 | | | | | | | |
| | Totals..... | | 22-54 | 3-13 | 13-29 | 15 | 26 | 41 | 18 | 60 | 8 | 8 | 6 | 17 | 160 |

TOTAL FG% 1st Half: 10-24 41.7% 2nd Half: 12-30 40.0% Game: 40.7% DEADB
3-Pt. FG% 1st Half: 2-7 28.6% 2nd Half: 1-6 16.7% Game: 23.1% REBS
F Throw % 1st Half: 9-19 47.4% 2nd Half: 4-10 40.0% Game: 44.8% 8

---

Officials:
Technical fouls: Gallatin Green Wave-None. Hamilton Wildcats-None.
Attendance:

| Score by Periods | 1st | 2nd | 3rd | 4th | | Total |
|---|---|---|---|---|---|---|
| Gallatin Green Wave..... | 4 | 5 | 13 | 4 | - | 26 |
| Hamilton Wildcats..... | 14 | 17 | 12 | 17 | - | 60 |

Points in the paint-GALHS 8,HAMHS 28. Points off turnovers-GALHS 4,HAMHS 25.
2nd chance points-GALHS 6,HAMHS 5. Fast break points-GALHS 2,HAMHS 2.
Bench points-GALHS 6,HAMHS 20. Score tied-1 time. Lead changes-1 time.

Play-By-Play
Gallatin Green Wave vs Hamilton Wildcats
03/20/03 9 p.m. at Murfreesboro, Tenn. - Murphy Center

1st PERIOD Play-by-Play (Page 1)

| HOME TEAM: Hamilton Wildcats | TIME | SCORE | MAR | VISITORS: Gallatin Green Wave |
|---|---|---|---|---|
| | 07:34 | | | MISSED JUMPER by Washington, Tyrell |
| REBOUND (DEF) by Williams, Shawne | 07:34 | | | |
| MISSED 3 PTR by Williams, Shawne | 07:22 | | | |
| REBOUND (OFF) by Watkins, Joseph | 07:22 | | | |
| MISSED LAYUP by Watkins, Joseph | 07:19 | | | |
| | 07:19 | | | REBOUND (DEF) by (TEAM) |
| | 07:00 | 0-2 | V 2 | GOOD! LAYUP by Thon, Dak |
| MISSED 3 PTR by Bohannon, Courtney | 06:53 | | | |
| | 06:53 | | | REBOUND (DEF) by (TEAM) |
| | 06:42 | | | MISSED LAYUP by Jones, Tony |
| REBOUND (DEF) by Williams, Shawne | 06:42 | | | |
| FOUL by Watkins, Joseph | 06:28 | | | |
| TURNOVR by Watkins, Joseph | 06:28 | | | |
| | 06:11 | | | MISSED 3 PTR by Messinger, Frankie |
| REBOUND (DEF) by (TEAM) | 06:11 | | | |
| | 05:54 | | | FOUL by Thon, Dak |
| GOOD! FT SHOT by Williams, Shawne | 05:54 | 1-2 | V 1 | |
| GOOD! FT SHOT by Williams, Shawne | 05:54 | 2-2 | T 1 | |
| | 05:42 | | | FOUL by Thon, Dak |
| | 05:42 | | | TURNOVR by Thon, Dak |
| MISSED JUMPER by Jones, Antonio | 05:18 | | | |
| | 05:18 | | | BLOCK by Jones, Tony |
| | 05:17 | | | REBOUND (DEF) by Williams, Jacques |
| FOUL by Jones, Antonio | 05:17 | | | |
| | 05:06 | | | TURNOVR by Messinger, Frankie |
| STEAL by Richmond, Dustin | 05:05 | | | |
| | 05:02 | | | FOUL by Washington, Tyrell |
| GOOD! FT SHOT by Williams, Jeremy | 05:02 | 3-2 | H 1 | |
| GOOD! FT SHOT by Williams, Jeremy | 05:02 | 4-2 | H 2 | |
| | 04:58 | | | TURNOVR by Jones, Tony |
| STEAL by Richmond, Dustin | 04:57 | | | |
| MISSED JUMPER by Richmond, Dustin | 04:54 | | | |
| REBOUND (OFF) by Williams, Jeremy | 04:54 | | | |
| | 04:52 | | | FOUL by Washington, Tyrell |
| MISSED LAYUP by Watkins, Joseph | 04:45 | | | |
| | 04:45 | | | REBOUND (DEF) by Tut, Peter |
| | 04:22 | | | TURNOVR by Williams, Jacques |
| STEAL by Williams, Shawne | 04:20 | | | |
| GOOD! DUNK by Williams, Shawne | 04:18 | 6-2 | H 4 | |
| | 04:17 | | | TIMEOUT 30sec |
| | 04:01 | | | MISSED JUMPER by Tut, Peter |
| REBOUND (DEF) by Williams, Jeremy | 04:01 | | | |
| GOOD! 3 PTR by Williams, Shawne | 03:52 | 9-2 | H 7 | |
| ASSIST by Bohannon, Courtney | 03:52 | | | |
| FOUL by Bohannon, Courtney | 03:41 | | | |
| | 03:26 | | | MISSED LAYUP by Williams, Jacques |
| BLOCK by Williams, Jeremy | 03:26 | | | |
| REBOUND (DEF) by Williams, Jeremy | 03:24 | | | |
| MISSED 3 PTR by Williams, Shawne | 03:17 | | | |
| | 03:17 | | | REBOUND (DEF) by Tut, Peter |
| FOUL by Watkins, Joseph | 03:08 | | | |
| | 03:02 | | | TURNOVR by Washington, Tyrell |
| STEAL by Hagler, Paul | 03:00 | | | |
| MISSED DUNK by Bohannon, Courtney | 02:58 | | | |
| | 02:58 | | | REBOUND (DEF) by (TEAM) |
| | 02:36 | | | TURNOVR by Washington, Tyrell |
| STEAL by Williams, Jeremy | 02:35 | | | |
| GOOD! DUNK by Bohannon, Courtney | 02:34 | 11-2 | H 9 | |
| | 02:29 | | | TIMEOUT TEAM |
| | 02:21 | | | TURNOVR by Washington, Tyrell |
| STEAL by Richmond, Dustin | 02:20 | | | |

| | | | | |
|---|---|---|---|---|
| | 02:16 | | | FOUL by Williams, Jacques |
| GOOD! FT SHOT by Williams, Jeremy | 02:06 | 12-2 | H 10 | |
| MISSED FT SHOT by Williams, Jeremy | 02:06 | | | |
| | 02:06 | | | REBOUND (DEF) by Williams, Jacques |
| FOUL by Williams, Jeremy | 01:51 | | | |
| | 01:32 | | | TURNOVR by Messinger, Frankie |
| STEAL by Bohannon, Courtney | 01:31 | | | |
| MISSED JUMPER by Richmond, Dustin | 01:21 | | | |
| | 01:21 | | | REBOUND (DEF) by Thon, Dak |
| | 01:10 | 12-4 | H 8 | GOOD! JUMPER by Messinger, Frankie |
| GOOD! LAYUP by Hagler, Paul | 00:49 | 14-4 | H 10 | |
| | 00:23 | | | MISSED LAYUP by Thon, Dak |
| | 00:23 | | | REBOUND (OFF) by Messinger, Frankie |
| | 00:19 | | | MISSED 3 PTR by Washington, Tyrell |
| REBOUND (DEF) by Williams, Shawne | 00:19 | | | |
| MISSED JUMPER by Williams, Shawne | 00:10 | | | |
| | 00:10 | | | REBOUND (DEF) by Williams, Jacques |
| | 00:00 | | | MISSED JUMPER by Jones, Tony |
| BLOCK by Williams, Shawne | 00:00 | | | |
| REBOUND (DEF) by Williams, Shawne | 00:00 | | | |

Hamilton Wildcats 14, Gallatin Green Wave 4

| 1st period-only | InPaint | Pts-T/O | 2nd-Chc | FastBrk | BnchPts | Ties | Leads |
|---|---|---|---|---|---|---|---|
| Gallatin Green Wave | 2 | 0 | 0 | 0 | 0 | 0 | 0 |
| Hamilton Wildcats | 6 | 7 | 0 | 2 | 2 | 1 | 1 |

2nd PERIOD Play-by-Play (Page 1)

| HOME TEAM: Hamilton Wildcats | TIME | SCORE | MAR | VISITORS: Gallatin Green Wave |
|---|---|---|---|---|
| GOOD! JUMPER by Bohannon, Courtney | 07:55 | 16-4 | H 12 | |
| | 07:38 | | | TURNOVR by Thon, Dak |
| GOOD! JUMPER by Williams, Jeremy | 07:22 | 18-4 | H 14 | |
| ASSIST by Richmond, Dustin | 07:22 | | | |
| FOUL by Williams, Jeremy | 06:49 | | | |
| | 06:45 | | | MISSED JUMPER by Williams, Jacques |
| BLOCK by Hagler, Paul | 06:45 | | | |
| | 06:44 | | | REBOUND (OFF) by (TEAM) |
| | 06:41 | 18-6 | H 12 | GOOD! JUMPER by Jones, Tony |
| | 06:32 | | | FOUL by Thon, Dak |
| GOOD! 3 PTR by Richmond, Dustin | 06:25 | 21-6 | H 15 | |
| ASSIST by Bohannon, Courtney | 06:25 | | | |
| | 06:08 | 21-9 | H 12 | GOOD! 3 PTR by Jones, Tony |
| | 06:08 | | | ASSIST by Williams, Jacques |
| MISSED 3 PTR by Richmond, Dustin | 06:00 | | | |
| REBOUND (OFF) by Williams, Shawne | 05:55 | | | |
| | 05:49 | | | FOUL by Williams, Jacques |
| MISSED FT SHOT by Williams, Shawne | 05:49 | | | |
| REBOUND (OFF) by (DEADBALL) | 05:49 | | | |
| MISSED FT SHOT by Williams, Shawne | 05:49 | | | |
| | 05:49 | | | REBOUND (DEF) by Tut, Peter |
| | 05:43 | | | TURNOVR by Jones, Tony |
| STEAL by Hagler, Paul | 05:42 | | | |
| GOOD! LAYUP by Jeffries, Bryon | 05:35 | 23-9 | H 14 | |
| | 05:35 | | | FOUL by Messinger, Frankie |
| MISSED FT SHOT by Jeffries, Bryon | 05:35 | | | |
| | 05:35 | | | REBOUND (DEF) by Tut, Peter |
| | 05:24 | | | TURNOVR by Messinger, Frankie |
| TIMEOUT 30sec | 05:06 | | | |
| | 05:01 | | | FOUL by Williams, Jacques |
| MISSED FT SHOT by Watkins, Joseph | 05:01 | | | |
| REBOUND (OFF) by (DEADBALL) | 05:01 | | | |
| MISSED FT SHOT by Watkins, Joseph | 05:01 | | | |
| | 05:01 | | | REBOUND (DEF) by Washington, Tyrell |
| | 04:57 | | | MISSED JUMPER by Jones, Tony |
| REBOUND (DEF) by Jeffries, Bryon | 04:57 | | | |
| GOOD! JUMPER by Strafford, Kris | 04:46 | 25-9 | H 16 | |
| | 04:24 | | | MISSED 3 PTR by Messinger, Frankie |
| REBOUND (DEF) by Bohannon, Courtney | 04:24 | | | |

| | | | | |
|---|---|---|---|---|
| GOOD! LAYUP by Jeffries, Bryon | 04:15 | 27-9 | H 18 | |
| ASSIST by Richmond, Dustin | 04:15 | | | |
| | 04:10 | | | TIMEOUT TEAM |
| FOUL by Jeffries, Bryon | 03:49 | | | |
| | 03:49 | | | MISSED FT SHOT by Jones, Tony |
| | 03:49 | | | REBOUND (OFF) by (TEAM) |
| | 03:43 | | | FOUL by Washington, Tyrell |
| | 03:43 | | | TURNOVR by Washington, Tyrell |
| | 03:31 | | | FOUL by Tut, Peter |
| MISSED FT SHOT by Watkins, Joseph | 03:31 | | | |
| REBOUND (OFF) by (DEADBALL) | 03:31 | | | |
| GOOD! FT SHOT by Watkins, Joseph | 03:31 | 28-9 | H 19 | |
| | 03:12 | | | TURNOVR by Messinger, Frankie |
| | 02:55 | | | FOUL by Messinger, Frankie |
| GOOD! FT SHOT by Strafford, Kris | 02:55 | 29-9 | H 20 | |
| GOOD! FT SHOT by Strafford, Kris | 02:55 | 30-9 | H 21 | |
| | 02:06 | | | MISSED JUMPER by Jones, Tony |
| REBOUND (DEF) by Watkins, Joseph | 02:06 | | | |
| MISSED 3 PTR by Strafford, Kris | 01:59 | | | |
| REBOUND (OFF) by Jeffries, Bryon | 01:59 | | | |
| MISSED JUMPER by Jeffries, Bryon | 01:54 | | | |
| REBOUND (OFF) by Richmond, Dustin | 01:54 | | | |
| | 01:53 | | | FOUL by Law, Lee |
| MISSED FT SHOT by Richmond, Dustin | 01:53 | | | |
| REBOUND (OFF) by (DEADBALL) | 01:53 | | | |
| MISSED FT SHOT by Richmond, Dustin | 01:53 | | | |
| | 01:53 | | | REBOUND (DEF) by Williams, Jacques |
| FOUL by Jones, Antonio | 01:28 | | | |
| | 01:28 | | | MISSED FT SHOT by Williams, Jacques |
| REBOUND (DEF) by Watkins, Joseph | 01:28 | | | |
| MISSED LAYUP by Jeffries, Bryon | 01:13 | | | |
| | 01:13 | | | REBOUND (DEF) by Tut, Peter |
| FOUL by Jones, Antonio | 00:47 | | | |
| | 00:47 | | | MISSED FT SHOT by Jones, Tony |
| REBOUND (DEF) by Watkins, Joseph | 00:47 | | | |
| | 00:47 | | | FOUL by Messinger, Frankie |
| GOOD! FT SHOT by Watkins, Joseph | 00:47 | 31-9 | H 22 | |
| MISSED FT SHOT by Watkins, Joseph | 00:47 | | | |
| | 00:47 | | | REBOUND (DEF) by Troupe, Tyler |
| FOUL by Richmond, Dustin | 00:18 | | | |
| | 00:18 | | | MISSED FT SHOT by Tut, Peter |
| | 00:18 | | | REBOUND (OFF) by (DEADBALL) |
| | 00:18 | | | MISSED FT SHOT by Tut, Peter |
| REBOUND (DEF) by Strafford, Kris | 00:18 | | | |
| TURNOVR by Richmond, Dustin | 00:06 | | | |

Hamilton Wildcats 31, Gallatin Green Wave 9

| 2nd period-only | InPaint | Pts-T/O | 2nd-Chc | FastBrk | BnchPts | Ties | Leads |
|---|---|---|---|---|---|---|---|
| Gallatin Green Wave | 0 | 0 | 2 | 0 | 0 | 0 | 0 |
| Hamilton Wildcats | 6 | 7 | 0 | 0 | 8 | 0 | 0 |

3rd PERIOD Play-by-Play (Page 1)

| HOME TEAM: Hamilton Wildcats | TIME | SCORE | MAR | VISITORS: Gallatin Green Wave |
|---|---|---|---|---|
| MISSED JUMPER by Williams, Shawne | 07:49 | | | |
| | 07:49 | | | REBOUND (DEF) by Jones, Tony |
| FOUL by Bohannon, Courtney | 07:47 | | | |
| | 07:22 | | | TURNOVR by Messinger, Frankie |
| STEAL by Watkins, Joseph | 07:22 | | | |
| | 07:22 | | | FOUL by Messinger, Frankie |
| FOUL by Watkins, Joseph | 07:08 | | | |
| TURNOVR by Watkins, Joseph | 07:08 | | | |
| | 06:50 | | | TURNOVR by Messinger, Frankie |
| STEAL by Richmond, Dustin | 06:48 | | | |
| GOOD! JUMPER by Richmond, Dustin | 06:46 | 33-9 | H 24 | |
| | 06:30 | | | TURNOVR by Messinger, Frankie |
| STEAL by Richmond, Dustin | 06:29 | | | |
| MISSED DUNK by Watkins, Joseph | 06:14 | | | |

| | | | | |
|---|---|---|---|---|
| | 06:14 | | | REBOUND (DEF) by Jones, Tony |
| | 06:07 | 33-12 | H 21 | GOOD! 3 PTR by Messinger, Frankie |
| MISSED JUMPER by Watkins, Joseph | 05:54 | | | |
| REBOUND (OFF) by Williams, Shawne | 05:54 | | | |
| MISSED JUMPER by Williams, Shawne | 05:51 | | | |
| | 05:51 | | | REBOUND (DEF) by Thon, Dak |
| | 05:42 | 33-14 | H 19 | GOOD! JUMPER by Messinger, Frankie |
| | 05:42 | | | ASSIST by Thon, Dak |
| TIMEOUT 30sec | 05:34 | | | |
| GOOD! LAYUP by Williams, Shawne | 05:20 | 35-14 | H 21 | |
| FOUL by Williams, Shawne | 04:59 | | | |
| FOUL by Williams, Shawne | 04:44 | | | |
| | 04:44 | 35-15 | H 20 | GOOD! FT SHOT by Ellis, Carl |
| | 04:44 | 35-16 | H 19 | GOOD! FT SHOT by Ellis, Carl |
| GOOD! DUNK by Bohannon, Courtney | 04:32 | 37-16 | H 21 | |
| ASSIST by Richmond, Dustin | 04:32 | | | |
| | 04:19 | | | TURNOVR by Messinger, Frankie |
| STEAL by Bohannon, Courtney | 04:18 | | | |
| TURNOVR by Watkins, Joseph | 04:11 | | | |
| | 04:09 | | | STEAL by Messinger, Frankie |
| | 04:06 | 37-18 | H 19 | GOOD! DUNK by Thon, Dak |
| | 04:06 | | | ASSIST by Messinger, Frankie |
| TURNOVR by Williams, Shawne | 03:50 | | | |
| | 03:49 | | | STEAL by Washington, Tyrell |
| | 03:45 | | | MISSED LAYUP by Ellis, Carl |
| BLOCK by Williams, Jeremy | 03:45 | | | |
| | 03:43 | | | REBOUND (OFF) by Messinger, Frankie |
| | 03:42 | | | MISSED JUMPER by Messinger, Frankie |
| | 03:42 | | | REBOUND (OFF) by Thon, Dak |
| | 03:30 | | | MISSED DUNK by Thon, Dak |
| REBOUND (DEF) by Watkins, Joseph | 03:30 | | | |
| | 03:19 | | | FOUL by Ellis, Carl |
| GOOD! JUMPER by Williams, Jeremy | 03:05 | 39-18 | H 21 | |
| | 02:39 | | | MISSED 3 PTR by Washington, Tyrell |
| REBOUND (DEF) by Hagler, Paul | 02:39 | | | |
| | 02:26 | | | FOUL by Thon, Dak |
| MISSED FT SHOT by Bohannon, Courtney | 02:26 | | | |
| REBOUND (OFF) by (DEADBALL) | 02:26 | | | |
| GOOD! FT SHOT by Bohannon, Courtney | 02:26 | 40-18 | H 22 | |
| | 02:17 | | | MISSED JUMPER by Jones, Tony |
| REBOUND (DEF) by Hagler, Paul | 02:17 | | | |
| MISSED JUMPER by Williams, Jeremy | 02:06 | | | |
| | 02:06 | | | REBOUND (DEF) by Jones, Tony |
| | 01:57 | 40-20 | H 20 | GOOD! LAYUP by Jones, Tony |
| MISSED JUMPER by Williams, Jeremy | 01:33 | | | |
| REBOUND (OFF) by Bohannon, Courtney | 01:33 | | | |
| MISSED TIP-IN by Bohannon, Courtney | 01:26 | | | |
| REBOUND (OFF) by Hagler, Paul | 01:26 | | | |
| | 01:26 | | | FOUL by Thon, Dak |
| MISSED FT SHOT by Hagler, Paul | 01:26 | | | |
| REBOUND (OFF) by (DEADBALL) | 01:26 | | | |
| MISSED FT SHOT by Hagler, Paul | 01:26 | | | |
| | 01:26 | | | REBOUND (DEF) by (TEAM) |
| | 01:14 | | | MISSED 3 PTR by Ellis, Carl |
| BLOCK by Williams, Jeremy | 01:14 | | | |
| REBOUND (DEF) by Bohannon, Courtney | 01:12 | | | |
| GOOD! 3 PTR by Bohannon, Courtney | 01:00 | 43-20 | H 23 | |
| ASSIST by Richmond, Dustin | 01:00 | | | |
| FOUL by Richmond, Dustin | 00:35 | | | |
| | 00:15 | | | MISSED JUMPER by Williams, Jacques |
| REBOUND (DEF) by Williams, Jeremy | 00:15 | | | |
| TURNOVR by Williams, Shawne | 00:04 | | | |
| | 00:02 | | | STEAL by Washington, Tyrell |
| | 00:01 | 43-22 | H 21 | GOOD! JUMPER by Tut, Peter |
| | 00:01 | | | ASSIST by Washington, Tyrell |

Hamilton Wildcats 43, Gallatin Green Wave 22

| 3rd period-only | InPaint | Pts-T/O | 2nd-Chc | FastBrk | BnchPts | Ties | Leads |
|---|---|---|---|---|---|---|---|
| Gallatin Green Wave | 4 | 4 | 0 | 2 | 4 | 0 | 0 |

| | | | | | | |
|---|---|---|---|---|---|---|
| Hamilton Wildcats | 4 | 2 | 0 | 0 | 0 | 0 | 0 |

4th PERIOD Play-by-Play (Page 1)

| HOME TEAM: Hamilton Wildcats | TIME | SCORE | MAR | VISITORS: Gallatin Green Wave |
|---|---|---|---|---|
| | 08:00 | | | MISSED JUMPER by Tut, Peter |
| | 08:00 | | | REBOUND (OFF) by Jones, Tony |
| | 07:58 | | | MISSED JUMPER by Jones, Tony |
| REBOUND (DEF) by Bohannon, Courtney | 07:58 | | | |
| MISSED 3 PTR by Richmond, Dustin | 07:51 | | | |
| | 07:51 | | | REBOUND (DEF) by Jones, Tony |
| | 07:44 | | | MISSED JUMPER by Jones, Tony |
| | 07:44 | | | REBOUND (OFF) by Williams, Jacques |
| | 07:41 | | | MISSED LAYUP by Williams, Jacques |
| REBOUND (DEF) by Williams, Shawne | 07:41 | | | |
| MISSED 3 PTR by Bohannon, Courtney | 07:31 | | | |
| REBOUND (OFF) by Williams, Shawne | 07:31 | | | |
| FOUL by Williams, Shawne | 07:25 | | | |
| TURNOVR by Williams, Shawne | 07:20 | | | |
| | 06:49 | | | TURNOVR by Washington, Tyrell |
| STEAL by Watkins, Joseph | 06:49 | | | |
| TURNOVR by Watkins, Joseph | 06:49 | | | |
| | 06:40 | | | MISSED 3 PTR by Washington, Tyrell |
| REBOUND (DEF) by Williams, Jeremy | 06:40 | | | |
| MISSED 3 PTR by Richmond, Dustin | 06:32 | | | |
| REBOUND (OFF) by Williams, Shawne | 06:32 | | | |
| MISSED JUMPER by Watkins, Joseph | 06:25 | | | |
| | 06:25 | | | REBOUND (DEF) by Tut, Peter |
| | 06:22 | | | TURNOVR by Tut, Peter |
| STEAL by Richmond, Dustin | 06:21 | | | |
| GOOD! LAYUP by Bohannon, Courtney | 06:07 | 45-22 | H 23 | |
| | 05:25 | | | TIMEOUT TEAM |
| | 05:20 | | | TURNOVR by Ellis, Carl |
| STEAL by Bohannon, Courtney | 05:19 | | | |
| GOOD! LAYUP by Bohannon, Courtney | 05:15 | 47-22 | H 25 | |
| ASSIST by Williams, Shawne | 05:15 | | | |
| | 04:57 | | | TURNOVR by Washington, Tyrell |
| STEAL by Richmond, Dustin | 04:56 | | | |
| GOOD! DUNK by Bohannon, Courtney | 04:53 | 49-22 | H 27 | |
| ASSIST by Williams, Shawne | 04:53 | | | |
| | 04:36 | | | TURNOVR by Ellis, Carl |
| STEAL by Williams, Jeremy | 04:35 | | | |
| MISSED DUNK by Williams, Shawne | 04:33 | | | |
| REBOUND (OFF) by Bohannon, Courtney | 04:33 | | | |
| | 04:30 | | | FOUL by Washington, Tyrell |
| MISSED FT SHOT by Bohannon, Courtney | 04:30 | | | |
| REBOUND (OFF) by (DEADBALL) | 04:30 | | | |
| GOOD! FT SHOT by Bohannon, Courtney | 04:30 | 50-22 | H 28 | |
| | 04:00 | | | TURNOVR by Washington, Tyrell |
| MISSED JUMPER by Richmond, Dustin | 03:55 | | | |
| | 03:55 | | | BLOCK by Williams, Jacques |
| REBOUND (OFF) by Watkins, Joseph | 03:52 | | | |
| MISSED TIP-IN by Watkins, Joseph | 03:50 | | | |
| REBOUND (OFF) by Richmond, Dustin | 03:50 | | | |
| MISSED 3 PTR by Williams, Shawne | 03:47 | | | |
| REBOUND (OFF) by Watkins, Joseph | 03:47 | | | |
| | 03:47 | | | FOUL by Williams, Jacques |
| GOOD! JUMPER by Jeffries, Bryon | 03:31 | 52-22 | H 30 | |
| | 03:07 | | | MISSED JUMPER by Jones, Tony |
| REBOUND (DEF) by Jeffries, Bryon | 03:07 | | | |
| GOOD! LAYUP by Jeffries, Bryon | 02:59 | 54-22 | H 32 | |
| | 02:40 | | | MISSED 3 PTR by Messinger, Frankie |
| REBOUND (DEF) by Williams, Shawne | 02:40 | | | |
| MISSED JUMPER by Jones, Antonio | 02:31 | | | |
| | 02:31 | | | REBOUND (DEF) by Messinger, Frankie |
| | 02:19 | | | MISSED 3 PTR by Ellis, Carl |
| | 02:19 | | | REBOUND (OFF) by Messinger, Frankie |
| FOUL by Jones, Antonio | 02:16 | | | |
| | 02:16 | 54-23 | H 31 | GOOD! FT SHOT by Messinger, Frankie |
| | 02:16 | 54-24 | H 30 | GOOD! FT SHOT by Messinger, Frankie |

| | | | | |
|---|---|---|---|---|
| MISSED JUMPER by Fleming, Jimmy | 01:55 | | | |
| REBOUND (OFF) by Boone, Donald | 01:55 | | | |
| GOOD! TIP-IN by Boone, Donald | 01:49 | 56-24 | H 32 | |
| | 01:38 | | | MISSED JUMPER by Troupe, Tyler |
| | 01:38 | | | REBOUND (OFF) by Law, Lee |
| | 01:30 | | | MISSED JUMPER by Hively, Brandon |
| | 01:30 | | | REBOUND (OFF) by Troupe, Tyler |
| | 01:25 | 56-26 | H 30 | GOOD! JUMPER by Troupe, Tyler |
| | 01:18 | | | FOUL by Wiggins, Deon |
| GOOD! FT SHOT by Strafford, Kris | 01:18 | 57-26 | H 31 | |
| MISSED FT SHOT by Strafford, Kris | 01:18 | | | |
| REBOUND (OFF) by (DEADBALL) | 01:18 | | | |
| GOOD! FT SHOT by Strafford, Kris | 01:18 | 58-26 | H 32 | |
| FOUL by Jones, Harlan | 01:18 | | | |
| | 01:18 | | | MISSED FT SHOT by Law, Lee |
| REBOUND (DEF) by Boone, Donald | 01:18 | | | |
| GOOD! JUMPER by Jones, Harlan | 01:09 | 60-26 | H 34 | |
| | 01:01 | | | MISSED LAYUP by Wiggins, Deon |
| | 01:01 | | | REBOUND (OFF) by Law, Lee |
| | 00:50 | | | MISSED 3 PTR by Troupe, Tyler |
| REBOUND (DEF) by Boone, Donald | 00:50 | | | |
| | 00:47 | | | FOUL by Malone, Kyron |
| MISSED FT SHOT by Strafford, Kris | 00:47 | | | |
| | 00:47 | | | REBOUND (DEF) by Troupe, Tyler |
| | 00:40 | | | MISSED JUMPER by Foreman, Karl |
| REBOUND (DEF) by (TEAM) | 00:40 | | | |
| MISSED 3 PTR by Freeman, Marcus | 00:22 | | | |
| | 00:22 | | | REBOUND (DEF) by Malone, Kyron |
| | 00:03 | | | MISSED JUMPER by Malone, Kyron |
| | 00:03 | | | REBOUND (OFF) by Malone, Kyron |
| | 00:01 | | | MISSED JUMPER by Malone, Kyron |
| BLOCK by Abernathy, Brian | 00:01 | | | |
| | 00:00 | | | REBOUND (OFF) by Franklin, Ben |
| | 00:00 | | | MISSED JUMPER by Franklin, Ben |
| | 00:00 | | | REBOUND (OFF) by Franklin, Ben |

Hamilton Wildcats 60, Gallatin Green Wave 26

| 4th period-only | InPaint | Pts-T/O | 2nd-Chc | FastBrk | BnchPts | Ties | Leads |
|---|---|---|---|---|---|---|---|
| Gallatin Green Wave | 2 | 0 | 4 | 0 | 2 | 0 | 0 |
| Hamilton Wildcats | 12 | 9 | 5 | 0 | 10 | 0 | 0 |

Gallatin Green Wave vs Hamilton Wildcats (03/20/03 - Period 4 00:00)

| POINTS OFF TURNOVERS | 1 | 2 | 3 | 4 | - | Tot |
|---|---|---|---|---|---|---|
| Gallatin Green Wave..... | 0 | 0 | 4 | 0 | - | 4 |
| Hamilton Wildcats..... | 7 | 7 | 2 | 9 | - | 25 |

| POINTS IN PAINT | 1 | 2 | 3 | 4 | - | Tot |
|---|---|---|---|---|---|---|
| Gallatin Green Wave..... | 2 | 0 | 4 | 2 | - | 8 |
| Hamilton Wildcats..... | 6 | 6 | 4 | 12 | - | 28 |

| 2ND CHANCE POINTS | 1 | 2 | 3 | 4 | - | Tot |
|---|---|---|---|---|---|---|
| Gallatin Green Wave..... | 0 | 2 | 0 | 4 | - | 6 |
| Hamilton Wildcats..... | 0 | 0 | 0 | 5 | - | 5 |

| FAST BREAK POINTS | 1 | 2 | 3 | 4 | - | Tot |
|---|---|---|---|---|---|---|
| Gallatin Green Wave..... | 0 | 0 | 2 | 0 | - | 2 |
| Hamilton Wildcats..... | 2 | 0 | 0 | 0 | - | 2 |

| BENCH POINTS | 1 | 2 | 3 | 4 | - | Tot |
|---|---|---|---|---|---|---|
| Gallatin Green Wave..... | 0 | 0 | 4 | 2 | - | 6 |
| Hamilton Wildcats..... | 2 | 8 | 0 | 10 | - | 20 |

| SCORE TIED BY | 1 | 2 | 3 | 4 | - | Tot |
|---|---|---|---|---|---|---|
| Gallatin Green Wave..... | 0 | 0 | 0 | 0 | - | 0 |
| Hamilton Wildcats..... | 1 | 0 | 0 | 0 | - | 1 |

| LEAD GAINED BY | 1 | 2 | 3 | 4 | - | Tot |
|---|---|---|---|---|---|---|
| Gallatin Green Wave..... | 0 | 0 | 0 | 0 | - | 0 |
| Hamilton Wildcats..... | 1 | 0 | 0 | 0 | - | 1 |

# 2001 Class AAA State Boys' Basketball Tournament

## March 14 - March 17, 2001 · Murphy Center - MTSU - Murfreesboro, TN

**Game 1**
Thu. Mar. 15 3:45 PM

| | |
|---|---|
| Maplewood (20-10) | 73 |
| Tennessee (28-8) | 42 |

**Game 2**
Thu. Mar. 15 5:30 PM

| | |
|---|---|
| Bartlett (30-5) | 57 |
| Hamilton (23-11) | 41 |

**Game 3**
Thu. Mar. 15 7:15 PM

| | |
|---|---|
| Gallatin (24-8) | 48 |
| Lebanon (24-7) | 44 |

**Game 4**
Thu. Mar. 15 9:00 PM

| | |
|---|---|
| Greeneville (28-5) | 71 |
| Red Bank (22-10) | 58 |

**Game 5**
Fri. Mar. 16 7:00 PM

| | |
|---|---|
| Maplewood | 47 |
| Bartlett | 73 |

**Game 6**
Fri. Mar. 16 8:45 PM

| | |
|---|---|
| Gallatin | 51 |
| Greeneville | 46 |

**Game 7**
Sat. Mar. 17 7:00 PM

| | |
|---|---|
| Bartlett | 45 |
| Gallatin | 41 |

**Bartlett**
STATE CHAMPION

Official Basketball Box Score -- GAME TOTALS -- FINAL STATISTICS
Lebanon Blue Devils vs Gallatin Green Wave
03/15/01 7:15 PM at Murphy Athletic Center

---

VISITORS: Lebanon Blue Devils 27-10

| ## | Player Name | | TOT-FG FG-FGA | 3-PT FG-FGA | FT-FTA | REBOUNDS OF | DE | TOT | PF | TP | A | TO | BLK | S | MIN |
|---|---|---|---|---|---|---|---|---|---|---|---|---|---|---|---|
| 05 | Lanning, Chad..... | * | 1-2 | 1-2 | 0-0 | 0 | 2 | 2 | 2 | 3 | 2 | 2 | 0 | 0 | 24 |
| 12 | Manier, Malcolm..... | * | 6-15 | 0-3 | 1-5 | 1 | 4 | 5 | 2 | 13 | 1 | 1 | 0 | 4 | 24 |
| 23 | Easterly, Daniel.... | * | 2-9 | 0-1 | 2-4 | 3 | 1 | 4 | 0 | 6 | 0 | 1 | 2 | 1 | 18 |
| 31 | Vaughn, Matt..... | * | 1-6 | 1-3 | 2-2 | 0 | 3 | 3 | 4 | 5 | 2 | 0 | 0 | 2 | 22 |
| 43 | Davis, Reese..... | * | 6-15 | 1-3 | 2-2 | 4 | 2 | 6 | 1 | 15 | 0 | 2 | 2 | 0 | 22 |
| 14 | Clemmons, Brent..... | | 0-0 | 0-0 | 0-0 | 1 | 0 | 1 | 0 | 0 | 0 | 0 | 0 | 0 | 1 |
| 25 | Hoffmeister, Nathan. | | 0-1 | 0-1 | 0-0 | 0 | 0 | 0 | 0 | 0 | 0 | 1 | 0 | 0 | 2 |
| 34 | Boyce, Jon..... | | 1-1 | 0-0 | 0-0 | 0 | 0 | 0 | 0 | 2 | 0 | 0 | 0 | 0 | 2 |
| 41 | Moore, Jemery..... | | 0-0 | 0-0 | 0-0 | 1 | 1 | 2 | 0 | 0 | 1 | 0 | 0 | 0 | 0+ |
| 44 | Hall, Cedrick..... | | 0-0 | 0-0 | 0-0 | 0 | 0 | 0 | 1 | 0 | 0 | 0 | 0 | 0 | 6 |
| | TEAM..... | | | | | 1 | 2 | 3 | | | | | | | |
| | Totals..... | | 17-49 | 3-13 | 7-13 | 11 | 15 | 26 | 10 | 44 | 6 | 7 | 4 | 7 | 121 |

TOTAL FG% 1st Half: 12-27 44.4% 2nd Half: 5-22 22.7% Game: 34.7% DEADB
3-Pt. FG% 1st Half: 1-5 20.0% 2nd Half: 2-8 25.0% Game: 23.1% REBS
F Throw % 1st Half: 4-4 100 % 2nd Half: 3-9 33.3% Game: 53.8% 2

---

HOME TEAM: Gallatin Green Wave 25-8

| ## | Player Name | | TOT-FG FG-FGA | 3-PT FG-FGA | FT-FTA | REBOUNDS OF | DE | TOT | PF | TP | A | TO | BLK | S | MIN |
|---|---|---|---|---|---|---|---|---|---|---|---|---|---|---|---|
| 20 | Rice, Jacoby..... | * | 3-9 | 1-3 | 0-0 | 1 | 2 | 3 | 1 | 7 | 7 | 3 | 0 | 1 | 22 |
| 22 | Fitts, William..... | * | 0-3 | 0-0 | 0-0 | 1 | 8 | 9 | 3 | 0 | 3 | 2 | 0 | 1 | 27 |
| 33 | Wetherington, Kyler. | * | 2-3 | 0-0 | 1-2 | 3 | 2 | 5 | 2 | 5 | 0 | 1 | 0 | 0 | 10 |
| 34 | Morgan, Wesley..... | * | 9-16 | 0-0 | 2-4 | 4 | 5 | 9 | 2 | 20 | 2 | 0 | 4 | 0 | 23 |
| 44 | Murphy, Eddie..... | * | 2-4 | 0-0 | 2-2 | 1 | 5 | 6 | 0 | 6 | 1 | 5 | 1 | 1 | 11 |
| 03 | Hollerman, Leslie... | | 4-6 | 2-3 | 0-0 | 0 | 1 | 1 | 0 | 10 | 0 | 2 | 1 | 0 | 22 |
| 45 | Jackson, Jaron..... | | 0-2 | 0-0 | 0-0 | 0 | 1 | 1 | 1 | 0 | 0 | 1 | 0 | 0 | 5 |
| | TEAM..... | | | | | | 1 | 1 | | | | | | | |
| | Totals..... | | 20-43 | 3-6 | 5-8 | 10 | 25 | 35 | 9 | 48 | 13 | 14 | 6 | 3 | 120 |

TOTAL FG% 1st Half: 11-23 47.8% 2nd Half: 9-20 45.0% Game: 46.5% DEADB
3-Pt. FG% 1st Half: 2-4 50.0% 2nd Half: 1-2 50.0% Game: 50.0% REBS
F Throw % 1st Half: 3-4 75.0% 2nd Half: 2-4 50.0% Game: 62.5% 1

---

Officials:
Technical fouls: Lebanon Blue Devils-None. Gallatin Green Wave-None.
Attendance:

| Score by Periods | 1st | 2nd | 3rd | 4th | | Total |
|---|---|---|---|---|---|---|
| Lebanon Blue Devils..... | 16 | 13 | 8 | 7 | - | 44 |
| Gallatin Green Wave..... | 12 | 15 | 11 | 10 | - | 48 |

1st PERIOD Play-by-Play (Page 1)

| HOME TEAM: Gallatin Green Wave | TIME | SCORE | MAR | VISITORS: Lebanon Blue Devils |
|---|---|---|---|---|
| MISSED JUMPER by Rice, Jacoby | 07:40 | | | |
| REBOUND (OFF) by Morgan, Wesley | 07:40 | | | |
| MISSED JUMPER by Morgan, Wesley | 07:29 | | | |
| REBOUND (OFF) by Wetherington, Kyler | 07:29 | | | |
| GOOD! JUMPER by Wetherington, Kyler | 07:27 | 2-0 | H 2 | |
| | 07:20 | | | TURNOVR by Davis, Reese |
| STEAL by Fitts, William | 07:17 | | | |
| MISSED JUMPER by Murphy, Eddie | 06:51 | | | |
| | 06:51 | | | BLOCK by Easterly, Daniel |
| | 06:47 | | | REBOUND (DEF) by Vaughn, Matt |
| | 06:40 | | | TURNOVR by Easterly, Daniel |
| TURNOVR by Murphy, Eddie | 06:20 | | | |
| | 06:12 | 2-2 | T 1 | GOOD! JUMPER by Easterly, Daniel |
| | 06:12 | | | ASSIST by Vaughn, Matt |
| GOOD! LAYUP by Morgan, Wesley | 05:49 | 4-2 | H 2 | |
| ASSIST by Murphy, Eddie | 05:49 | | | |
| | 05:33 | | | MISSED JUMPER by Easterly, Daniel |
| REBOUND (DEF) by Morgan, Wesley | 05:33 | | | |
| MISSED JUMPER by Fitts, William | 05:25 | | | |
| | 05:25 | | | BLOCK by Davis, Reese |
| | 05:21 | | | REBOUND (DEF) by Manier, Malcolm |
| | 05:18 | 4-4 | T 2 | GOOD! JUMPER by Manier, Malcolm |
| MISSED JUMPER by Morgan, Wesley | 04:49 | | | |
| | 04:49 | | | REBOUND (DEF) by Davis, Reese |
| FOUL by Wetherington, Kyler | 04:30 | | | |
| | 04:30 | 4-5 | V 1 | GOOD! FT SHOT by Davis, Reese |
| | 04:30 | 4-6 | V 2 | GOOD! FT SHOT by Davis, Reese |
| GOOD! LAYUP by Morgan, Wesley | 04:17 | 6-6 | T 3 | |
| ASSIST by Rice, Jacoby | 04:17 | | | |
| | 04:03 | 6-8 | V 2 | GOOD! JUMPER by Davis, Reese |
| TURNOVR by Murphy, Eddie | 03:42 | | | |
| | 03:40 | | | STEAL by Vaughn, Matt |
| | 03:35 | 6-10 | V 4 | GOOD! JUMPER by Manier, Malcolm |
| TIMEOUT 30sec | 03:24 | | | |
| MISSED JUMPER by Jackson, Jaron | 03:11 | | | |
| | 03:11 | | | REBOUND (DEF) by Manier, Malcolm |
| | 03:05 | 6-12 | V 6 | GOOD! JUMPER by Manier, Malcolm |
| MISSED JUMPER by Jackson, Jaron | 02:24 | | | |
| | 02:24 | | | REBOUND (DEF) by Lanning, Chad |
| | 02:10 | | | TURNOVR by Lanning, Chad |
| STEAL by Rice, Jacoby | 02:09 | | | |
| | 02:02 | | | FOUL by Lanning, Chad |
| GOOD! FT SHOT by Murphy, Eddie | 02:02 | 7-12 | V 5 | |
| GOOD! FT SHOT by Murphy, Eddie | 02:02 | 8-12 | V 4 | |
| | 01:53 | | | MISSED JUMPER by Davis, Reese |
| | 01:53 | | | REBOUND (OFF) by Easterly, Daniel |
| | 01:50 | | | MISSED JUMPER by Easterly, Daniel |
| | 01:50 | | | REBOUND (OFF) by (TEAM) |
| | 01:45 | | | MISSED JUMPER by Davis, Reese |
| REBOUND (DEF) by Fitts, William | 01:45 | | | |
| GOOD! JUMPER by Murphy, Eddie | 01:36 | 10-12 | V 2 | |
| | 01:28 | | | MISSED JUMPER by Davis, Reese |
| REBOUND (DEF) by Jackson, Jaron | 01:28 | | | |
| GOOD! JUMPER by Hollerman, Leslie | 00:54 | 12-12 | T 4 | |
| | 00:36 | | | MISSED 3 PTR by Manier, Malcolm |
| | 00:36 | | | REBOUND (OFF) by Manier, Malcolm |

1st PERIOD Play-by-Play (Page 2)

| HOME TEAM: Gallatin Green Wave | TIME | SCORE | MAR | VISITORS: Lebanon Blue Devils |
|---|---|---|---|---|
| FOUL by Fitts, William | 00:29 | | | |
| | 00:29 | 12-13 | V 1 | GOOD! FT SHOT by Vaughn, Matt |
| | 00:29 | 12-14 | V 2 | GOOD! FT SHOT by Vaughn, Matt |
| MISSED JUMPER by Rice, Jacoby | 00:17 | | | |

| | | | | |
|---|---|---|---|---|
| | 00:17 | | | REBOUND (DEF) by Moore, Jemery |
| | 00:04 | | | MISSED 3 PTR by Hoffmeister, Nathan |
| | 00:04 | | | REBOUND (OFF) by Moore, Jemery |
| | 00:01 | 12-16 | V 4 | GOOD! JUMPER by Boyce, Jon |
| | 00:01 | | | ASSIST by Moore, Jemery |

Lebanon Blue Devils 16, Gallatin Green Wave 12

2nd PERIOD Play-by-Play (Page 1)

| HOME TEAM: Gallatin Green Wave | TIME | SCORE | MAR | VISITORS: Lebanon Blue Devils |
|---|---|---|---|---|
| | 07:43 | | | MISSED JUMPER by Vaughn, Matt |
| REBOUND (DEF) by Murphy, Eddie | 07:43 | | | |
| MISSED 3 PTR by Rice, Jacoby | 07:24 | | | |
| REBOUND (OFF) by Murphy, Eddie | 07:24 | | | |
| TURNOVR by Hollerman, Leslie | 07:01 | | | |
| | 06:57 | 12-19 | V 7 | GOOD! 3 PTR by Davis, Reese |
| | 06:57 | | | ASSIST by Lanning, Chad |
| | 06:34 | | | FOUL by Vaughn, Matt |
| MISSED JUMPER by Morgan, Wesley | 06:23 | | | |
| REBOUND (OFF) by Morgan, Wesley | 06:23 | | | |
| | 06:20 | | | FOUL by Davis, Reese |
| MISSED FT SHOT by Morgan, Wesley | 06:20 | | | |
| REBOUND (OFF) by (DEADBALL) | 06:20 | | | |
| GOOD! FT SHOT by Morgan, Wesley | 06:20 | 13-19 | V 6 | |
| | 06:04 | 13-21 | V 8 | GOOD! JUMPER by Davis, Reese |
| TIMEOUT 30sec | 05:54 | | | |
| MISSED JUMPER by Morgan, Wesley | 05:25 | | | |
| | 05:25 | | | REBOUND (DEF) by Easterly, Daniel |
| | 05:18 | | | MISSED JUMPER by Manier, Malcolm |
| REBOUND (DEF) by Fitts, William | 05:18 | | | |
| TURNOVR by Fitts, William | 05:06 | | | |
| | 05:05 | | | STEAL by Manier, Malcolm |
| | 05:03 | 13-23 | V 10 | GOOD! DUNK by Manier, Malcolm |
| TURNOVR by Rice, Jacoby | 04:49 | | | |
| | 04:48 | | | STEAL by Easterly, Daniel |
| | 04:38 | 13-25 | V 12 | GOOD! JUMPER by Davis, Reese |
| | 04:38 | | | ASSIST by Manier, Malcolm |
| TIMEOUT TEAM | 04:33 | | | |
| GOOD! JUMPER by Hollerman, Leslie | 04:01 | 15-25 | V 10 | |
| | 03:43 | | | MISSED JUMPER by Davis, Reese |
| BLOCK by Hollerman, Leslie | 03:43 | | | |
| REBOUND (DEF) by Fitts, William | 03:41 | | | |
| GOOD! 3 PTR by Hollerman, Leslie | 03:34 | 18-25 | V 7 | |
| ASSIST by Fitts, William | 03:34 | | | |
| | 03:20 | | | MISSED JUMPER by Manier, Malcolm |
| REBOUND (DEF) by Rice, Jacoby | 03:20 | | | |
| MISSED 3 PTR by Rice, Jacoby | 03:04 | | | |
| | 03:04 | | | REBOUND (DEF) by Manier, Malcolm |
| | 02:55 | | | MISSED 3 PTR by Vaughn, Matt |
| | 02:55 | | | REBOUND (OFF) by Davis, Reese |
| | 02:51 | 18-27 | V 9 | GOOD! JUMPER by Davis, Reese |
| GOOD! JUMPER by Rice, Jacoby | 02:21 | 20-27 | V 7 | |
| ASSIST by Morgan, Wesley | 02:21 | | | |
| | 02:11 | | | MISSED JUMPER by Vaughn, Matt |
| BLOCK by Morgan, Wesley | 02:11 | | | |
| REBOUND (DEF) by Morgan, Wesley | 02:08 | | | |
| TURNOVR by Jackson, Jaron | 01:57 | | | |
| | 01:44 | | | MISSED JUMPER by Manier, Malcolm |
| | 01:44 | | | REBOUND (OFF) by Easterly, Daniel |
| | 01:41 | 20-29 | V 9 | GOOD! JUMPER by Easterly, Daniel |
| GOOD! 3 PTR by Hollerman, Leslie | 01:23 | 23-29 | V 6 | |
| ASSIST by Fitts, William | 01:23 | | | |
| | 01:01 | | | MISSED 3 PTR by Easterly, Daniel |
| REBOUND (DEF) by Fitts, William | 01:01 | | | |
| GOOD! JUMPER by Murphy, Eddie | 00:48 | 25-29 | V 4 | |
| ASSIST by Rice, Jacoby | 00:48 | | | |

2nd PERIOD Play-by-Play (Page 2)

| HOME TEAM: Gallatin Green Wave | TIME | SCORE | MAR | VISITORS: Lebanon Blue Devils |
|---|---|---|---|---|
| FOUL by Fitts, William | 00:36 | | | |
| | 00:29 | | | TURNOVR by Hoffmeister, Nathan |
| GOOD! JUMPER by Morgan, Wesley | 00:01 | 27-29 | V 2 | |
| ASSIST by Rice, Jacoby | 00:01 | | | |

Lebanon Blue Devils 29, Gallatin Green Wave 27

3rd PERIOD Play-by-Play (Page 1)

| HOME TEAM: Gallatin Green Wave | TIME | SCORE | MAR | VISITORS: Lebanon Blue Devils |
|---|---|---|---|---|
| MISSED JUMPER by Rice, Jacoby | 07:48 | 27-29 | V 2 | |
| | 07:48 | | | REBOUND (DEF) by Manier, Malcolm |
| | 07:40 | 27-32 | V 5 | GOOD! 3 PTR by Lanning, Chad |
| | 07:40 | | | ASSIST by Vaughn, Matt |
| GOOD! JUMPER by Morgan, Wesley | 06:53 | 29-32 | V 3 | |
| ASSIST by Rice, Jacoby | 06:53 | | | |
| | 06:35 | | | MISSED JUMPER by Easterly, Daniel |
| BLOCK by Morgan, Wesley | 06:35 | | | |
| REBOUND (DEF) by Hollerman, Leslie | 06:33 | | | |
| TURNOVR by Murphy, Eddie | 06:16 | | | |
| | 06:14 | | | STEAL by Manier, Malcolm |
| | 05:58 | | | MISSED JUMPER by Easterly, Daniel |
| BLOCK by Morgan, Wesley | 05:58 | | | |
| REBOUND (DEF) by Fitts, William | 05:55 | | | |
| GOOD! DUNK by Morgan, Wesley | 05:37 | 31-32 | V 1 | |
| ASSIST by Fitts, William | 05:37 | | | |
| | 05:22 | | | MISSED JUMPER by Davis, Reese |
| REBOUND (DEF) by Murphy, Eddie | 05:22 | | | |
| MISSED JUMPER by Hollerman, Leslie | 05:10 | | | |
| | 05:10 | | | BLOCK by Easterly, Daniel |
| | 05:08 | | | REBOUND (DEF) by Lanning, Chad |
| | 05:04 | | | MISSED JUMPER by Davis, Reese |
| REBOUND (DEF) by Murphy, Eddie | 05:04 | | | |
| GOOD! JUMPER by Morgan, Wesley | 04:56 | 33-32 | H 1 | |
| ASSIST by Rice, Jacoby | 04:56 | | | |
| | 04:42 | | | TIMEOUT TEAM |
| | 04:27 | | | TURNOVR by Manier, Malcolm |
| STEAL by Murphy, Eddie | 04:26 | | | |
| MISSED JUMPER by Murphy, Eddie | 04:24 | | | |
| | 04:24 | | | REBOUND (DEF) by Vaughn, Matt |
| | 03:59 | 33-35 | V 2 | GOOD! 3 PTR by Vaughn, Matt |
| | 03:59 | | | ASSIST by Lanning, Chad |
| GOOD! 3 PTR by Rice, Jacoby | 03:45 | 36-35 | H 1 | |
| | 03:19 | | | MISSED 3 PTR by Vaughn, Matt |
| REBOUND (DEF) by (TEAM) | 03:19 | | | |
| MISSED JUMPER by Fitts, William | 02:53 | | | |
| REBOUND (OFF) by Morgan, Wesley | 02:53 | | | |
| MISSED JUMPER by Morgan, Wesley | 02:49 | | | |
| | 02:49 | | | REBOUND (DEF) by (TEAM) |
| | 02:44 | | | MISSED JUMPER by Manier, Malcolm |
| | 02:44 | | | REBOUND (OFF) by Easterly, Daniel |
| FOUL by Fitts, William | 02:42 | | | |
| | 02:39 | | | MISSED JUMPER by Vaughn, Matt |
| REBOUND (DEF) by Fitts, William | 02:39 | | | |
| GOOD! JUMPER by Wetherington, Kyler | 02:16 | 38-35 | H 3 | |
| | 02:03 | 38-37 | H 1 | GOOD! JUMPER by Manier, Malcolm |
| FOUL by Wetherington, Kyler | 01:35 | | | |
| TURNOVR by Wetherington, Kyler | 01:35 | | | |
| | 01:23 | | | TURNOVR by Davis, Reese |
| | 01:23 | | | TIMEOUT 30sec |
| TURNOVR by Murphy, Eddie | 00:58 | | | |
| | 00:45 | | | MISSED 3 PTR by Manier, Malcolm |
| | 00:45 | | | REBOUND (OFF) by Clemmons, Brent |
| FOUL by Morgan, Wesley | 00:15 | | | |
| | 00:15 | | | MISSED FT SHOT by Manier, Malcolm |
| | 00:15 | | | REBOUND (OFF) by (DEADBALL) |

3rd PERIOD Play-by-Play (Page 2)

| HOME TEAM: Gallatin Green Wave | TIME | SCORE | MAR | VISITORS: Lebanon Blue Devils |
|---|---|---|---|---|
| | 00:15 | | | MISSED FT SHOT by Manier, Malcolm |
| | 00:15 | | | REBOUND (OFF) by Davis, Reese |
| | 00:15 | | | MISSED JUMPER by Davis, Reese |
| BLOCK by Murphy, Eddie | 00:15 | | | |
| REBOUND (DEF) by Murphy, Eddie | 00:15 | | | |
| TURNOVR by Rice, Jacoby | 00:10 | | | |
| | 00:09 | | | STEAL by Manier, Malcolm |

Gallatin Green Wave 38, Lebanon Blue Devils 37

4th PERIOD Play-by-Play (Page 1)

| HOME TEAM: Gallatin Green Wave | TIME | SCORE | MAR | VISITORS: Lebanon Blue Devils |
|---|---|---|---|---|
| | 07:52 | 38-37 | H 1 | MISSED JUMPER by Easterly, Daniel |
| BLOCK by Morgan, Wesley | 07:52 | | | |
| REBOUND (DEF) by Murphy, Eddie | 07:50 | | | |
| TURNOVR by Murphy, Eddie | 07:10 | | | |
| | 06:56 | | | MISSED JUMPER by Manier, Malcolm |
| REBOUND (DEF) by Wetherington, Kyler | 06:56 | | | |
| GOOD! DUNK by Morgan, Wesley | 06:43 | 40-37 | H 3 | |
| ASSIST by Rice, Jacoby | 06:43 | | | |
| | 06:37 | | | TIMEOUT TEAM |
| | 06:24 | | | MISSED 3 PTR by Davis, Reese |
| REBOUND (DEF) by Morgan, Wesley | 06:24 | | | |
| MISSED 3 PTR by Hollerman, Leslie | 06:14 | | | |
| | 06:14 | | | REBOUND (DEF) by (TEAM) |
| FOUL by Morgan, Wesley | 06:02 | | | |
| | 06:02 | 40-38 | H 2 | GOOD! FT SHOT by Easterly, Daniel |
| | 06:02 | | | MISSED FT SHOT by Easterly, Daniel |
| REBOUND (DEF) by Fitts, William | 06:02 | | | |
| | 05:15 | | | FOUL by Vaughn, Matt |
| MISSED JUMPER by Morgan, Wesley | 05:10 | | | |
| REBOUND (OFF) by Fitts, William | 05:10 | | | |
| MISSED JUMPER by Fitts, William | 05:06 | | | |
| REBOUND (OFF) by Morgan, Wesley | 05:06 | | | |
| GOOD! JUMPER by Morgan, Wesley | 05:03 | 42-38 | H 4 | |
| | 04:50 | | | MISSED JUMPER by Easterly, Daniel |
| REBOUND (DEF) by Rice, Jacoby | 04:50 | | | |
| TURNOVR by Rice, Jacoby | 04:21 | | | |
| | 04:19 | | | STEAL by Vaughn, Matt |
| FOUL by Jackson, Jaron | 04:13 | | | |
| | 04:13 | 42-39 | H 3 | GOOD! FT SHOT by Manier, Malcolm |
| | 04:13 | | | MISSED FT SHOT by Manier, Malcolm |
| | 04:13 | | | REBOUND (OFF) by (DEADBALL) |
| | 04:13 | | | MISSED FT SHOT by Manier, Malcolm |
| | 04:13 | | | REBOUND (OFF) by Davis, Reese |
| | 04:13 | 42-41 | H 1 | GOOD! JUMPER by Davis, Reese |
| MISSED JUMPER by Morgan, Wesley | 03:14 | | | |
| | 03:14 | | | REBOUND (DEF) by Vaughn, Matt |
| | 03:04 | | | TURNOVR by Lanning, Chad |
| TIMEOUT TEAM | 02:56 | | | |
| GOOD! JUMPER by Morgan, Wesley | 02:32 | 44-41 | H 3 | |
| ASSIST by Rice, Jacoby | 02:32 | | | |
| FOUL by Rice, Jacoby | 02:13 | | | |
| | 02:13 | 44-42 | H 2 | GOOD! FT SHOT by Easterly, Daniel |
| | 02:13 | | | MISSED FT SHOT by Easterly, Daniel |
| REBOUND (DEF) by Wetherington, Kyler | 02:13 | | | |
| TURNOVR by Hollerman, Leslie | 01:38 | | | |
| | 01:22 | | | MISSED 3 PTR by Lanning, Chad |
| REBOUND (DEF) by Morgan, Wesley | 01:22 | | | |
| MISSED JUMPER by Wetherington, Kyler | 01:10 | | | |
| REBOUND (OFF) by Wetherington, Kyler | 01:10 | | | |
| | 01:06 | | | FOUL by Vaughn, Matt |

| | | | | |
|---|---|---|---|---|
| | 01:06 | | | TIMEOUT 30sec |
| GOOD! FT SHOT by Wetherington, Kyler | 01:06 | 45-42 | H 3 | |
| MISSED FT SHOT by Wetherington, Kyle | 01:06 | | | |
| REBOUND (OFF) by Rice, Jacoby | 01:06 | | | |
| MISSED JUMPER by Rice, Jacoby | 01:06 | | | |
| | 01:06 | | | BLOCK by Davis, Reese |

4th PERIOD Play-by-Play (Page 2)

| HOME TEAM: Gallatin Green Wave | TIME | SCORE | MAR | VISITORS: Lebanon Blue Devils |
|---|---|---|---|---|
| REBOUND (OFF) by Wetherington, Kyler | 01:06 | | | |
| | 00:58 | | | FOUL by Lanning, Chad |
| TURNOVR by Fitts, William | 00:45 | | | |
| | 00:42 | | | STEAL by Manier, Malcolm |
| | 00:40 | 45-44 | H 1 | GOOD! DUNK by Manier, Malcolm |
| GOOD! JUMPER by Rice, Jacoby | 00:27 | 47-44 | H 3 | |
| ASSIST by Morgan, Wesley | 00:27 | | | |
| | 00:18 | | | MISSED JUMPER by Manier, Malcolm |
| REBOUND (DEF) by Fitts, William | 00:18 | | | |
| | 00:16 | | | FOUL by Manier, Malcolm |
| | 00:16 | | | TIMEOUT TEAM |
| TIMEOUT 30sec | 00:16 | | | |
| | 00:12 | | | FOUL by Vaughn, Matt |
| | 00:11 | | | FOUL by Manier, Malcolm |
| | 00:11 | | | FOUL by Hall, Cedrick |
| GOOD! FT SHOT by Morgan, Wesley | 00:11 | 48-44 | H 4 | |
| MISSED FT SHOT by Morgan, Wesley | 00:11 | | | |
| | 00:11 | | | REBOUND (DEF) by Davis, Reese |
| | 00:07 | | | MISSED 3 PTR by Manier, Malcolm |
| | 00:07 | | | REBOUND (OFF) by Davis, Reese |
| | 00:02 | | | MISSED 3 PTR by Davis, Reese |
| REBOUND (DEF) by Morgan, Wesley | 00:02 | | | |

Gallatin Green Wave 48, Lebanon Blue Devils 44

Official Basketball Box Score -- GAME TOTALS -- FINAL STATISTICS
Greeneville Greene Devils vs Gallatin Green Wave
03/16/01 8:45 PM at Murphy Athletic Center

---

VISITORS: Greeneville Greene Devils 29-6

| ## | Player Name | | TOT-FG FG-FGA | 3-PT FG-FGA | FT-FTA | REBOUNDS OF | DE | TOT | PF | TP | A | TO | BLK | S | MIN |
|---|---|---|---|---|---|---|---|---|---|---|---|---|---|---|---|
| 12 | Dabbs, Braun..... | * | 4-15 | 4-10 | 1-2 | 0 | 1 | 1 | 0 | 13 | 4 | 3 | 0 | 3 | 36 |
| 23 | Cooper, Ben..... | * | 1-5 | 0-3 | 0-0 | 1 | 2 | 3 | 4 | 2 | 0 | 0 | 0 | 1 | 36 |
| 30 | Story, Gabe..... | * | 5-13 | 0-0 | 8-15 | 4 | 3 | 7 | 4 | 18 | 3 | 2 | 1 | 3 | 35 |
| 32 | Blue, J.B..... | * | 1-3 | 1-2 | 1-2 | 1 | 1 | 2 | 3 | 4 | 2 | 2 | 0 | 1 | 36 |
| 42 | Gillespie, Broderick | * | 4-8 | 0-1 | 0-1 | 2 | 3 | 5 | 5 | 8 | 0 | 2 | 0 | 2 | 30 |
| 22 | Quillen, Matt..... | | 0-0 | 0-0 | 0-0 | 1 | 0 | 1 | 2 | 0 | 0 | 0 | 0 | 0 | 6 |
| 34 | Malone, Matt..... | | 0-0 | 0-0 | 1-2 | 0 | 0 | 0 | 0 | 1 | 0 | 0 | 0 | 1 | 1 |
| | TEAM..... | | | | | 1 | 1 | 2 | | | | | | | |
| | Totals..... | | 15-44 | 5-16 | 11-22 | 10 | 11 | 21 | 18 | 46 | 9 | 9 | 1 | 11 | 180 |

| | | | | | | | | | | | |
|---|---|---|---|---|---|---|---|---|---|---|---|
| TOTAL FG% | 1st Half: | 6-16 | 37.5% | 2nd Half: | 7-18 | 38.9% | OT: | 2-10 | 20.0% | Game: 34.1% | DEADB |
| 3-Pt. FG% | 1st Half: | 3-5 | 60.0% | 2nd Half: | 2-3 | 66.7% | OT: | 0-8 | 0.0% | Game: 31.3% | REBS |
| F Throw % | 1st Half: | 5-8 | 62.5% | 2nd Half: | 6-14 | 42.9% | OT: | 0-0 | 0.0% | Game: 50.0% | 4 |

---

HOME TEAM: Gallatin Green Wave 27-8

| ## | Player Name | | TOT-FG FG-FGA | 3-PT FG-FGA | FT-FTA | REBOUNDS OF | DE | TOT | PF | TP | A | TO | BLK | S | MIN |
|---|---|---|---|---|---|---|---|---|---|---|---|---|---|---|---|
| 20 | Rice, Jacoby..... | * | 2-5 | 0-1 | 0-0 | 1 | 3 | 4 | 1 | 4 | 2 | 4 | 0 | 0 | 19 |
| 22 | Fitts, William..... | * | 0-1 | 0-0 | 1-3 | 0 | 8 | 8 | 1 | 1 | 2 | 2 | 0 | 2 | 35 |
| 33 | Wetherington, Kyler. | * | 0-1 | 0-0 | 1-2 | 1 | 0 | 1 | 1 | 1 | 0 | 2 | 0 | 1 | 24 |
| 34 | Morgan, Wesley..... | * | 9-16 | 0-0 | 7-8 | 5 | 8 | 13 | 3 | 25 | 0 | 3 | 1 | 0 | 35 |
| 44 | Murphy, Eddie..... | * | 3-5 | 0-1 | 4-7 | 2 | 4 | 6 | 3 | 10 | 2 | 4 | 0 | 1 | 26 |
| 03 | Hollerman, Leslie... | | 1-2 | 0-0 | 3-3 | 0 | 3 | 3 | 2 | 5 | 0 | 0 | 0 | 0 | 22 |
| 23 | Williams, Jacques... | | 0-0 | 0-0 | 0-0 | 0 | 0 | 0 | 1 | 0 | 0 | 0 | 0 | 1 | 4 |
| 42 | Sawyers, Allen..... | | 0-0 | 0-0 | 0-0 | 0 | 0 | 0 | 0 | 0 | 0 | 0 | 0 | 0 | 0+ |
| 45 | Jackson, Jaron..... | | 2-4 | 0-0 | 1-2 | 0 | 0 | 0 | 3 | 5 | 2 | 2 | 0 | 0 | 15 |
| | TEAM..... | | | | | | | | | | | | | | |
| | Totals..... | | 17-34 | 0-2 | 17-25 | 9 | 26 | 35 | 15 | 51 | 8 | 17 | 1 | 5 | 180 |

| | | | | | | | | | | | |
|---|---|---|---|---|---|---|---|---|---|---|---|
| TOTAL FG% | 1st Half: | 11-19 | 57.9% | 2nd Half: | 5-14 | 35.7% | OT: | 1-1 | 100 % | Game: 50.0% | DEADB |
| 3-Pt. FG% | 1st Half: | 0-2 | 0.0% | 2nd Half: | 0-0 | 0.0% | OT: | 0-0 | 0.0% | Game: 0.0% | REBS |
| F Throw % | 1st Half: | 4-5 | 80.0% | 2nd Half: | 6-8 | 75.0% | OT: | 7-12 | 58.3% | Game: 68.0% | 5 |

---

Officials:
Technical fouls: Greeneville Greene Devils-None. Gallatin Green Wave-None.
Attendance:

| Score by Periods | 1st | 2nd | 3rd | 4th | OT | | Total |
|---|---|---|---|---|---|---|---|
| Greeneville Greene Devils..... | 7 | 13 | 10 | 12 | 4 | - | 46 |
| Gallatin Green Wave..... | 14 | 12 | 10 | 6 | 9 | - | 51 |

1st PERIOD Play-by-Play (Page 1)

| HOME TEAM: Gallatin Green Wave | TIME | SCORE | MAR | VISITORS: Greeneville Greene Devils |
|---|---|---|---|---|
| | 07:38 | | | MISSED JUMPER by Dabbs, Braun |
| REBOUND (DEF) by Murphy, Eddie | 07:38 | | | |
| TURNOVR by Rice, Jacoby | 07:21 | | | |
| | 07:19 | | | STEAL by Story, Gabe |
| | 07:12 | 0-3 | V 3 | GOOD! 3 PTR by Dabbs, Braun |
| | 07:12 | | | ASSIST by Blue, J.B. |
| GOOD! JUMPER by Murphy, Eddie | 06:45 | 2-3 | V 1 | |
| | 06:24 | | | FOUL by Story, Gabe |
| | 06:24 | | | TURNOVR by Story, Gabe |
| GOOD! JUMPER by Morgan, Wesley | 06:05 | 4-3 | H 1 | |
| ASSIST by Murphy, Eddie | 06:05 | | | |
| | 05:46 | | | MISSED 3 PTR by Dabbs, Braun |
| REBOUND (DEF) by Rice, Jacoby | 05:46 | | | |
| TURNOVR by Fitts, William | 05:39 | | | |
| | 05:20 | | | MISSED JUMPER by Story, Gabe |
| REBOUND (DEF) by Fitts, William | 05:20 | | | |
| MISSED 3 PTR by Rice, Jacoby | 05:15 | | | |
| REBOUND (OFF) by Morgan, Wesley | 05:15 | | | |
| MISSED JUMPER by Morgan, Wesley | 05:12 | | | |
| REBOUND (OFF) by Rice, Jacoby | 05:12 | | | |
| MISSED JUMPER by Morgan, Wesley | 05:00 | | | |
| | 05:00 | | | REBOUND (DEF) by Gillespie, Broderic |
| | 04:25 | | | MISSED JUMPER by Gillespie, Broderic |
| REBOUND (DEF) by Morgan, Wesley | 04:25 | | | |
| GOOD! JUMPER by Morgan, Wesley | 04:04 | 6-3 | H 3 | |
| ASSIST by Fitts, William | 04:04 | | | |
| | 03:42 | | | TURNOVR by Gillespie, Broderick |
| STEAL by Murphy, Eddie | 03:40 | | | |
| | 03:33 | | | FOUL by Gillespie, Broderick |
| GOOD! JUMPER by Rice, Jacoby | 03:04 | 8-3 | H 5 | |
| | 02:39 | | | MISSED JUMPER by Dabbs, Braun |
| REBOUND (DEF) by Morgan, Wesley | 02:39 | | | |
| MISSED JUMPER by Morgan, Wesley | 02:27 | | | |
| | 02:27 | | | REBOUND (DEF) by Story, Gabe |
| | 02:09 | | | MISSED JUMPER by Story, Gabe |
| REBOUND (DEF) by Fitts, William | 02:09 | | | |
| GOOD! JUMPER by Morgan, Wesley | 01:48 | 10-3 | H 7 | |
| ASSIST by Rice, Jacoby | 01:48 | | | |
| | 01:23 | | | MISSED 3 PTR by Gillespie, Broderick |
| REBOUND (DEF) by Morgan, Wesley | 01:23 | | | |
| GOOD! JUMPER by Rice, Jacoby | 01:15 | 12-3 | H 9 | |
| | 00:41 | 12-5 | H 7 | GOOD! JUMPER by Story, Gabe |
| | 00:09 | | | FOUL by Blue, J.B. |
| GOOD! FT SHOT by Murphy, Eddie | 00:09 | 13-5 | H 8 | |
| GOOD! FT SHOT by Murphy, Eddie | 00:09 | 14-5 | H 9 | |
| MISSED FT SHOT by Murphy, Eddie | 00:09 | | | |
| | 00:09 | | | REBOUND (DEF) by (TEAM) |
| | 00:00 | 14-7 | H 7 | GOOD! JUMPER by Story, Gabe |
| | 00:00 | | | ASSIST by Dabbs, Braun |

Gallatin Green Wave 14, Greeneville Greene Devils 7

2nd PERIOD Play-by-Play (Page 1)

| HOME TEAM: Gallatin Green Wave | TIME | SCORE | MAR | VISITORS: Greeneville Greene Devils |
|---|---|---|---|---|
| GOOD! JUMPER by Jackson, Jaron | 07:57 | 16-7 | H 9 | |
| | 07:10 | | | MISSED JUMPER by Story, Gabe |
| | 07:10 | | | REBOUND (OFF) by Blue, J.B. |
| | 07:04 | | | TURNOVR by Blue, J.B. |
| STEAL by Williams, Jacques | 07:03 | | | |
| MISSED JUMPER by Rice, Jacoby | 06:57 | | | |
| | 06:57 | | | REBOUND (DEF) by Blue, J.B. |
| FOUL by Williams, Jacques | 06:48 | | | |

| | | | | |
|---|---|---|---|---|
| | 06:48 | 16-8 | H 8 | GOOD! FT SHOT by Story, Gabe |
| | 06:48 | 16-9 | H 7 | GOOD! FT SHOT by Story, Gabe |
| TURNOVR by Morgan, Wesley | 06:26 | | | |
| | 06:02 | | | TIMEOUT 30sec |
| FOUL by Jackson, Jaron | 05:54 | | | |
| | 05:54 | 16-10 | H 6 | GOOD! FT SHOT by Story, Gabe |
| | 05:54 | 16-11 | H 5 | GOOD! FT SHOT by Story, Gabe |
| GOOD! JUMPER by Morgan, Wesley | 05:40 | 18-11 | H 7 | |
| ASSIST by Fitts, William | 05:40 | | | |
| | 05:20 | 18-14 | H 4 | GOOD! 3 PTR by Blue, J.B. |
| | 05:20 | | | ASSIST by Dabbs, Braun |
| TURNOVR by Jackson, Jaron | 05:10 | | | |
| | 05:08 | | | STEAL by Blue, J.B. |
| | 05:04 | 18-17 | H 1 | GOOD! 3 PTR by Dabbs, Braun |
| TIMEOUT 30sec | 05:00 | | | |
| GOOD! JUMPER by Morgan, Wesley | 04:50 | 20-17 | H 3 | |
| | 04:19 | | | MISSED JUMPER by Dabbs, Braun |
| REBOUND (DEF) by Hollerman, Leslie | 04:19 | | | |
| TURNOVR by Wetherington, Kyler | 03:38 | | | |
| | 03:36 | | | STEAL by Gillespie, Broderick |
| | 03:27 | 20-19 | H 1 | GOOD! JUMPER by Story, Gabe |
| | 03:27 | | | ASSIST by Dabbs, Braun |
| TURNOVR by Rice, Jacoby | 03:15 | | | |
| FOUL by Rice, Jacoby | 03:03 | | | |
| | 03:03 | | | MISSED FT SHOT by Story, Gabe |
| | 03:03 | | | REBOUND (OFF) by (DEADBALL) |
| | 03:03 | | | MISSED FT SHOT by Story, Gabe |
| REBOUND (DEF) by Morgan, Wesley | 03:03 | | | |
| GOOD! JUMPER by Murphy, Eddie | 02:45 | 22-19 | H 3 | |
| | 02:28 | | | TURNOVR by Dabbs, Braun |
| MISSED 3 PTR by Murphy, Eddie | 02:04 | | | |
| REBOUND (OFF) by Murphy, Eddie | 02:04 | | | |
| GOOD! JUMPER by Murphy, Eddie | 02:01 | 24-19 | H 5 | |
| | 01:41 | | | TURNOVR by Dabbs, Braun |
| TURNOVR by Murphy, Eddie | 01:24 | | | |
| | 01:22 | | | STEAL by Dabbs, Braun |
| FOUL by Murphy, Eddie | 01:20 | | | |
| | 01:20 | 24-20 | H 4 | GOOD! FT SHOT by Blue, J.B. |
| | 01:20 | | | MISSED FT SHOT by Blue, J.B. |
| REBOUND (DEF) by Rice, Jacoby | 01:20 | | | |
| | 01:04 | | | FOUL by Blue, J.B. |
| GOOD! FT SHOT by Morgan, Wesley | 01:04 | 25-20 | H 5 | |
| GOOD! FT SHOT by Morgan, Wesley | 01:04 | 26-20 | H 6 | |
| FOUL by Hollerman, Leslie | 00:45 | | | |
| | 00:37 | | | MISSED JUMPER by Story, Gabe |
| REBOUND (DEF) by Fitts, William | 00:37 | | | |
| MISSED JUMPER by Morgan, Wesley | 00:06 | | | |
| REBOUND (OFF) by Morgan, Wesley | 00:06 | | | |

2nd PERIOD Play-by-Play (Page 2)

| HOME TEAM: Gallatin Green Wave | TIME | SCORE | MAR | VISITORS: Greeneville Greene Devils |
|---|---|---|---|---|
| MISSED JUMPER by Morgan, Wesley | 00:03 | | | |
| | 00:03 | | | REBOUND (DEF) by Dabbs, Braun |

Gallatin Green Wave 26, Greeneville Greene Devils 20

3rd PERIOD Play-by-Play (Page 1)

| HOME TEAM: Gallatin Green Wave | TIME | SCORE | MAR | VISITORS: Greeneville Greene Devils |
|---|---|---|---|---|
| | 07:06 | 26-20 | H 6 | MISSED JUMPER by Story, Gabe |
| REBOUND (DEF) by Murphy, Eddie | 07:06 | | | |
| TURNOVR by Morgan, Wesley | 06:39 | | | |
| | 06:37 | | | STEAL by Dabbs, Braun |
| | 06:30 | | | MISSED 3 PTR by Dabbs, Braun |
| REBOUND (DEF) by Rice, Jacoby | 06:30 | | | |
| MISSED JUMPER by Rice, Jacoby | 06:22 | | | |
| | 06:22 | | | REBOUND (DEF) by Cooper, Ben |

| | | | | |
|---|---|---|---|---|
| | 06:07 | | | TURNOVR by Dabbs, Braun |
| STEAL by Wetherington, Kyler | 06:05 | | | |
| GOOD! DUNK by Morgan, Wesley | 06:00 | 28-20 | H 8 | |
| ASSIST by Rice, Jacoby | 06:00 | | | |
| FOUL by Morgan, Wesley | 04:51 | | | |
| | 04:37 | 28-21 | H 7 | GOOD! FT SHOT by Story, Gabe |
| | 04:33 | | | MISSED FT SHOT by Story, Gabe |
| REBOUND (DEF) by Murphy, Eddie | 04:33 | | | |
| TURNOVR by Murphy, Eddie | 04:21 | | | |
| | 04:19 | | | STEAL by Cooper, Ben |
| | 04:18 | 28-24 | H 4 | GOOD! 3 PTR by Dabbs, Braun |
| | 04:18 | | | ASSIST by Blue, J.B. |
| TURNOVR by Rice, Jacoby | 03:58 | | | |
| | 03:56 | | | STEAL by Dabbs, Braun |
| FOUL by Fitts, William | 03:54 | | | |
| TIMEOUT TEAM | 03:54 | | | |
| | 03:51 | | | FOUL by Cooper, Ben |
| MISSED FT SHOT by Jackson, Jaron | 03:51 | | | |
| REBOUND (OFF) by (DEADBALL) | 03:51 | | | |
| GOOD! FT SHOT by Jackson, Jaron | 03:51 | 29-24 | H 5 | |
| | 03:46 | | | MISSED JUMPER by Story, Gabe |
| | 03:46 | | | REBOUND (OFF) by Story, Gabe |
| FOUL by Morgan, Wesley | 03:44 | | | |
| | 03:44 | 29-25 | H 4 | GOOD! FT SHOT by Story, Gabe |
| | 03:44 | | | MISSED FT SHOT by Story, Gabe |
| REBOUND (DEF) by Fitts, William | 03:44 | | | |
| | 03:40 | 29-27 | H 2 | GOOD! JUMPER by Cooper, Ben |
| | 03:40 | | | ASSIST by Story, Gabe |
| TURNOVR by Rice, Jacoby | 03:36 | | | |
| | 03:34 | | | STEAL by Gillespie, Broderick |
| FOUL by Hollerman, Leslie | 03:31 | | | |
| TURNOVR by Murphy, Eddie | 03:30 | | | |
| | 03:28 | 29-29 | T 1 | GOOD! JUMPER by Gillespie, Broderick |
| FOUL by Wetherington, Kyler | 03:28 | | | |
| | 03:28 | | | MISSED FT SHOT by Gillespie, Broderi |
| REBOUND (DEF) by Fitts, William | 03:28 | | | |
| TIMEOUT 30sec | 03:31 | | | |
| | 03:08 | | | MISSED JUMPER by Cooper, Ben |
| REBOUND (DEF) by Fitts, William | 03:08 | | | |
| GOOD! JUMPER by Jackson, Jaron | 02:56 | 31-29 | H 2 | |
| | 02:36 | | | FOUL by Gillespie, Broderick |
| | 02:36 | | | TURNOVR by Gillespie, Broderick |
| TIMEOUT TEAM | 02:27 | | | |
| TURNOVR by Murphy, Eddie | 02:12 | | | |
| FOUL by Murphy, Eddie | 01:44 | | | |
| | 01:44 | | | MISSED FT SHOT by Story, Gabe |
| | 01:44 | | | REBOUND (OFF) by (DEADBALL) |
| | 01:44 | | | MISSED FT SHOT by Story, Gabe |

3rd PERIOD Play-by-Play (Page 2)

| HOME TEAM: Gallatin Green Wave | TIME | SCORE | MAR | VISITORS: Greeneville Greene Devils |
|---|---|---|---|---|
| REBOUND (DEF) by Fitts, William | 01:44 | | | |
| MISSED JUMPER by Jackson, Jaron | 01:23 | | | |
| | 01:23 | | | REBOUND (DEF) by Gillespie, Broderic |
| | 01:00 | | | MISSED JUMPER by Gillespie, Broderic |
| | 01:00 | | | REBOUND (OFF) by Story, Gabe |
| FOUL by Jackson, Jaron | 00:58 | | | |
| | 00:58 | | | MISSED FT SHOT by Story, Gabe |
| | 00:58 | | | REBOUND (OFF) by (DEADBALL) |
| | 00:58 | 31-30 | H 1 | GOOD! FT SHOT by Story, Gabe |
| | 00:52 | | | FOUL by Gillespie, Broderick |
| GOOD! JUMPER by Hollerman, Leslie | 00:48 | 33-30 | H 3 | |
| ASSIST by Jackson, Jaron | 00:48 | | | |
| | 00:48 | | | FOUL by Story, Gabe |
| GOOD! FT SHOT by Hollerman, Leslie | 00:48 | 34-30 | H 4 | |
| | 00:34 | | | MISSED JUMPER by Story, Gabe |
| REBOUND (DEF) by Morgan, Wesley | 00:34 | | | |

| | | | | |
|---|---|---|---|---|
| MISSED JUMPER by Hollerman, Leslie | 00:22 | | | |
| REBOUND (OFF) by Morgan, Wesley | 00:22 | | | |
| | 00:20 | | | FOUL by Cooper, Ben |
| GOOD! FT SHOT by Morgan, Wesley | 00:20 | 35-30 | H 5 | |
| GOOD! FT SHOT by Morgan, Wesley | 00:20 | 36-30 | H 6 | |
| | 00:00 | | | MISSED JUMPER by Dabbs, Braun |
| | 00:00 | | | REBOUND (OFF) by Gillespie, Broderic |

Gallatin Green Wave 36, Greeneville Greene Devils 30

4th PERIOD Play-by-Play (Page 1)

| HOME TEAM: Gallatin Green Wave | TIME | SCORE | MAR | VISITORS: Greeneville Greene Devils |
|---|---|---|---|---|
| GOOD! JUMPER by Morgan, Wesley | 07:44 | 38-30 | H 8 | |
| ASSIST by Jackson, Jaron | 07:44 | | | |
| | 07:04 | 38-32 | H 6 | GOOD! JUMPER by Gillespie, Broderick |
| | 07:04 | | | ASSIST by Dabbs, Braun |
| TURNOVR by Jackson, Jaron | 06:45 | | | |
| | 06:28 | | | MISSED JUMPER by Dabbs, Braun |
| | 06:28 | | | REBOUND (OFF) by Gillespie, Broderic |
| | 06:23 | 38-34 | H 4 | GOOD! JUMPER by Gillespie, Broderick |
| MISSED JUMPER by Fitts, William | 05:56 | | | |
| | 05:44 | | | REBOUND (DEF) by Cooper, Ben |
| FOUL by Morgan, Wesley | 05:38 | | | |
| | 05:38 | 38-35 | H 3 | GOOD! FT SHOT by Story, Gabe |
| TURNOVR by Fitts, William | 05:30 | | | |
| | 05:27 | | | STEAL by Story, Gabe |
| FOUL by Murphy, Eddie | 05:27 | | | |
| | 05:27 | 38-36 | H 2 | GOOD! FT SHOT by Malone, Matt |
| | 05:27 | | | MISSED FT SHOT by Malone, Matt |
| REBOUND (DEF) by Morgan, Wesley | 05:27 | | | |
| TURNOVR by Wetherington, Kyler | 04:35 | | | |
| | 04:34 | | | STEAL by Malone, Matt |
| | 04:04 | | | MISSED JUMPER by Gillespie, Broderic |
| BLOCK by Morgan, Wesley | 04:04 | | | |
| | 04:03 | | | REBOUND (OFF) by (TEAM) |
| | 03:53 | 38-38 | T 1 | GOOD! JUMPER by Gillespie, Broderick |
| | 03:53 | | | ASSIST by Story, Gabe |
| | 03:37 | | | FOUL by Gillespie, Broderick |
| | 03:37 | | | TIMEOUT 30sec |
| MISSED JUMPER by Morgan, Wesley | 03:30 | | | |
| REBOUND (OFF) by Murphy, Eddie | 03:30 | | | |
| MISSED JUMPER by Murphy, Eddie | 03:25 | | | |
| REBOUND (OFF) by Wetherington, Kyler | 03:25 | | | |
| MISSED JUMPER by Wetherington, Kyler | 03:21 | | | |
| | 03:21 | | | REBOUND (DEF) by Story, Gabe |
| | 02:59 | | | MISSED JUMPER by Story, Gabe |
| REBOUND (DEF) by Fitts, William | 02:59 | | | |
| | 02:57 | | | FOUL by Cooper, Ben |
| MISSED FT SHOT by Fitts, William | 02:57 | | | |
| | 02:57 | | | REBOUND (DEF) by Gillespie, Broderic |
| | 02:40 | 38-41 | V 3 | GOOD! 3 PTR by Dabbs, Braun |
| | 02:40 | | | ASSIST by Story, Gabe |
| | 02:12 | | | TIMEOUT TEAM |
| MISSED JUMPER by Morgan, Wesley | 01:52 | | | |
| REBOUND (OFF) by Morgan, Wesley | 01:52 | | | |
| | 01:50 | | | FOUL by Gillespie, Broderick |
| GOOD! FT SHOT by Morgan, Wesley | 01:50 | 39-41 | V 2 | |
| GOOD! FT SHOT by Morgan, Wesley | 01:50 | 40-41 | V 1 | |
| FOUL by Jackson, Jaron | 00:47 | | | |
| | 00:47 | | | MISSED FT SHOT by Dabbs, Braun |
| | 00:47 | | | REBOUND (OFF) by (DEADBALL) |
| | 00:47 | 40-42 | V 2 | GOOD! FT SHOT by Dabbs, Braun |
| MISSED JUMPER by Jackson, Jaron | 00:27 | | | |
| | 00:27 | | | BLOCK by Story, Gabe |
| REBOUND (OFF) by Morgan, Wesley | 00:25 | | | |
| GOOD! JUMPER by Morgan, Wesley | 00:23 | 42-42 | T 2 | |
| | 00:15 | | | TIMEOUT TEAM |

| | | | | |
|---|---|---|---|---|
| | 00:00 | | | MISSED JUMPER by Blue, J.B. |

4th PERIOD Play-by-Play (Page 2)

| HOME TEAM: Gallatin Green Wave | TIME | SCORE | MAR | VISITORS: Greeneville Greene Devils |
|---|---|---|---|---|
| REBOUND (DEF) by Hollerman, Leslie | 00:00 | | | |

Gallatin Green Wave 42, Greeneville Greene Devils 42

OT PERIOD Play-by-Play (Page 1)

| HOME TEAM: Gallatin Green Wave | TIME | SCORE | MAR | VISITORS: Greeneville Greene Devils |
|---|---|---|---|---|
| | 03:37 | 42-42 | T 1 | FOUL by Quillen, Matt |
| MISSED FT SHOT by Murphy, Eddie | 03:37 | | | |
| REBOUND (OFF) by (DEADBALL) | 03:37 | | | |
| GOOD! FT SHOT by Murphy, Eddie | 03:37 | 43-42 | H 1 | |
| | 03:13 | | | TURNOVR by Story, Gabe |
| STEAL by Fitts, William | 03:12 | | | |
| | 02:50 | | | FOUL by Story, Gabe |
| MISSED FT SHOT by Fitts, William | 02:50 | | | |
| REBOUND (OFF) by (DEADBALL) | 02:50 | | | |
| GOOD! FT SHOT by Fitts, William | 02:50 | 44-42 | H 2 | |
| | 02:35 | | | TURNOVR by Blue, J.B. |
| STEAL by Fitts, William | 02:33 | | | |
| GOOD! DUNK by Morgan, Wesley | 02:20 | 46-42 | H 4 | |
| ASSIST by Murphy, Eddie | 02:20 | | | |
| | 02:02 | | | MISSED 3 PTR by Dabbs, Braun |
| REBOUND (DEF) by Murphy, Eddie | 02:02 | | | |
| | 01:48 | | | FOUL by Story, Gabe |
| MISSED FT SHOT by Morgan, Wesley | 01:48 | | | |
| REBOUND (OFF) by (DEADBALL) | 01:48 | | | |
| GOOD! FT SHOT by Morgan, Wesley | 01:48 | 47-42 | H 5 | |
| | 01:29 | | | MISSED 3 PTR by Blue, J.B. |
| | 01:29 | | | REBOUND (OFF) by Quillen, Matt |
| | 01:06 | | | MISSED 3 PTR by Dabbs, Braun |
| | 01:06 | | | REBOUND (OFF) by Story, Gabe |
| | 01:04 | 47-44 | H 3 | GOOD! JUMPER by Story, Gabe |
| | 00:46 | | | FOUL by Cooper, Ben |
| MISSED FT SHOT by Wetherington, Kyle | 00:46 | | | |
| REBOUND (OFF) by (DEADBALL) | 00:46 | | | |
| GOOD! FT SHOT by Wetherington, Kyler | 00:46 | 48-44 | H 4 | |
| | 00:46 | | | TIMEOUT TEAM |
| | 00:37 | | | MISSED 3 PTR by Cooper, Ben |
| REBOUND (DEF) by Morgan, Wesley | 00:37 | | | |
| TURNOVR by Morgan, Wesley | 00:31 | | | |
| | 00:30 | | | STEAL by Story, Gabe |
| | 00:29 | 48-46 | H 2 | GOOD! JUMPER by Story, Gabe |
| | 00:27 | | | FOUL by Quillen, Matt |
| | 00:27 | | | TIMEOUT TEAM |
| GOOD! FT SHOT by Murphy, Eddie | 00:27 | 49-46 | H 3 | |
| MISSED FT SHOT by Murphy, Eddie | 00:27 | | | |
| | 00:27 | | | REBOUND (DEF) by Story, Gabe |
| | 00:19 | | | MISSED 3 PTR by Dabbs, Braun |
| | 00:19 | | | REBOUND (OFF) by Story, Gabe |
| | 00:14 | | | MISSED 3 PTR by Dabbs, Braun |
| REBOUND (DEF) by Hollerman, Leslie | 00:14 | | | |
| | 00:12 | | | FOUL by Blue, J.B. |
| GOOD! FT SHOT by Hollerman, Leslie | 00:12 | 50-46 | H 4 | |
| TIMEOUT TEAM | 00:12 | | | |
| GOOD! FT SHOT by Hollerman, Leslie | 00:12 | 51-46 | H 5 | |
| | 00:03 | | | MISSED 3 PTR by Cooper, Ben |
| | 00:03 | | | REBOUND (OFF) by Cooper, Ben |
| | 00:00 | | | MISSED 3 PTR by Cooper, Ben |
| REBOUND (DEF) by Morgan, Wesley | 00:00 | | | |

Gallatin Green Wave 51, Greeneville Greene Devils 46

Official Basketball Box Score -- GAME TOTALS -- FINAL STATISTICS
Gallatin Green Wave vs Bartlett Panthers
03/17/01 7:00 PM at Murphy Athletic Center

---

VISITORS: Gallatin Green Wave 26-9

| ## | Player Name | | TOT-FG FG-FGA | 3-PT FG-FGA | FT-FTA | REBOUNDS OF | DE | TOT | PF | TP | A | TO | BLK | S | MIN |
|---|---|---|---|---|---|---|---|---|---|---|---|---|---|---|---|
| 03 | Hollerman, Leslie... | * | 7-11 | 3-5 | 0-0 | 0 | 3 | 3 | 2 | 17 | 2 | 2 | 0 | 1 | 26 |
| 22 | Fitts, William..... | * | 0-1 | 0-0 | 0-1 | 0 | 1 | 1 | 3 | 0 | 3 | 0 | 0 | 2 | 27 |
| 33 | Wetherington, Kyler. | * | 0-4 | 0-1 | 0-0 | 0 | 1 | 1 | 3 | 0 | 1 | 0 | 0 | 0 | 17 |
| 34 | Morgan, Wesley..... | * | 6-11 | 0-0 | 5-5 | 2 | 5 | 7 | 4 | 17 | 0 | 3 | 2 | 1 | 24 |
| 44 | Murphy, Eddie..... | * | 2-5 | 0-2 | 0-1 | 0 | 3 | 3 | 3 | 4 | 2 | 1 | 0 | 2 | 26 |
| 20 | Rice, Jacoby..... | | 1-4 | 0-3 | 1-2 | 0 | 5 | 5 | 3 | 3 | 1 | 4 | 0 | 0 | 22 |
| 23 | Williams, Jacques... | | 0-0 | 0-0 | 0-0 | 0 | 1 | 1 | 0 | 0 | 0 | 0 | 0 | 0 | 8 |
| 45 | Jackson, Jaron..... | | 0-2 | 0-1 | 0-0 | 1 | 0 | 1 | 2 | 0 | 0 | 1 | 0 | 0 | 10 |
| | TEAM..... | | | | | 1 | 1 | 2 | | | | | | | |
| | Totals..... | | 16-38 | 3-12 | 6-9 | 4 | 20 | 24 | 20 | 41 | 9 | 11 | 2 | 6 | 160 |

TOTAL FG% 1st Half: 5-18 27.8% 2nd Half: 11-20 55.0% Game: 42.1% DEADB
3-Pt. FG% 1st Half: 1-6 16.7% 2nd Half: 2-6 33.3% Game: 25.0% REBS
F Throw % 1st Half: 2-2 100 % 2nd Half: 4-7 57.1% Game: 66.7% 0

---

HOME TEAM: Bartlett Panthers 33-5

| ## | Player Name | | TOT-FG FG-FGA | 3-PT FG-FGA | FT-FTA | REBOUNDS OF | DE | TOT | PF | TP | A | TO | BLK | S | MIN |
|---|---|---|---|---|---|---|---|---|---|---|---|---|---|---|---|
| 10 | Hardin, Chase..... | * | 1-3 | 0-2 | 2-2 | 0 | 4 | 4 | 0 | 4 | 2 | 1 | 0 | 2 | 24 |
| 14 | Loe, Jonathan..... | * | 4-14 | 1-3 | 4-7 | 2 | 3 | 5 | 1 | 13 | 2 | 3 | 1 | 2 | 28 |
| 21 | Jones, Adrian..... | * | 1-7 | 1-7 | 6-6 | 1 | 5 | 6 | 2 | 9 | 0 | 1 | 2 | 0 | 29 |
| 44 | Jenkins, Troy..... | * | 4-9 | 3-8 | 1-2 | 1 | 4 | 5 | 1 | 12 | 0 | 4 | 0 | 0 | 30 |
| 55 | Frederick, Ben..... | * | 2-3 | 0-0 | 0-0 | 2 | 1 | 3 | 4 | 4 | 1 | 0 | 1 | 1 | 19 |
| 12 | Rix, Chris..... | | 0-0 | 0-0 | 0-0 | 0 | 0 | 0 | 1 | 0 | 1 | 0 | 0 | 0 | 8 |
| 32 | Adams, Daniel..... | | 0-1 | 0-0 | 0-0 | 0 | 1 | 1 | 0 | 0 | 0 | 0 | 0 | 0 | 3 |
| 33 | Wallace, Brandon.... | | 0-0 | 0-0 | 3-4 | 0 | 0 | 0 | 1 | 3 | 0 | 1 | 0 | 1 | 6 |
| 50 | Duggin, Keith..... | | 0-1 | 0-0 | 0-0 | 1 | 1 | 2 | 2 | 0 | 0 | 0 | 0 | 0 | 13 |
| | TEAM..... | | | | | 1 | 2 | 3 | | | | | | | |
| | Totals..... | | 12-38 | 5-20 | 16-21 | 8 | 21 | 29 | 12 | 45 | 6 | 10 | 4 | 6 | 160 |

TOTAL FG% 1st Half: 6-24 25.0% 2nd Half: 6-14 42.9% Game: 31.6% DEADB
3-Pt. FG% 1st Half: 3-12 25.0% 2nd Half: 2-8 25.0% Game: 25.0% REBS
F Throw % 1st Half: 3-4 75.0% 2nd Half: 13-17 76.5% Game: 76.2% 3

---

Officials:
Technical fouls: Gallatin Green Wave-None. Bartlett Panthers-None.
Attendance:

| Score by Periods | 1st | 2nd | 3rd | 4th | | Total |
|---|---|---|---|---|---|---|
| Gallatin Green Wave..... | 2 | 11 | 17 | 11 | - | 41 |
| Bartlett Panthers..... | 12 | 6 | 11 | 16 | - | 45 |

All Tourney Team: Troy Jenkins, Gabe Story, Ronald Taylor, Eddie Murphy, Leslie Hollerman, Adam Morgan, Broderick Gillespie, Wesley Morgan, Ben Frederick and MVP Jonathan Loe.

1st PERIOD Play-by-Play (Page 1)

| HOME TEAM: Bartlett Panthers | TIME | SCORE | MAR | VISITORS: Gallatin Green Wave |
|---|---|---|---|---|
| | 07:15 | | | MISSED JUMPER by Murphy, Eddie |
| BLOCK by Jones, Adrian | 07:15 | | | |
| | 07:15 | | | REBOUND (OFF) by (TEAM) |
| | 07:13 | | | TURNOVR by Murphy, Eddie |
| STEAL by Hardin, Chase | 07:10 | | | |
| GOOD! JUMPER by Hardin, Chase | 07:09 | 2-0 | H 2 | |
| | 06:49 | | | MISSED JUMPER by Morgan, Wesley |
| | 06:49 | | | REBOUND (OFF) by Morgan, Wesley |
| FOUL by Jones, Adrian | 06:46 | | | |
| | 06:46 | 2-1 | H 1 | GOOD! FT SHOT by Morgan, Wesley |
| | 06:46 | 2-2 | T 1 | GOOD! FT SHOT by Morgan, Wesley |
| MISSED JUMPER by Loe, Jonathan | 06:26 | | | |
| | 06:26 | | | REBOUND (DEF) by Murphy, Eddie |
| | 06:15 | | | MISSED JUMPER by Morgan, Wesley |
| REBOUND (DEF) by Loe, Jonathan | 06:15 | | | |
| TURNOVR by Loe, Jonathan | 06:09 | | | |
| | 05:53 | | | MISSED JUMPER by Wetherington, Kyler |
| REBOUND (DEF) by Frederick, Ben | 05:53 | | | |
| GOOD! 3 PTR by Jones, Adrian | 05:37 | 5-2 | H 3 | |
| ASSIST by Hardin, Chase | 05:37 | | | |
| | 05:08 | | | MISSED JUMPER by Hollerman, Leslie |
| REBOUND (DEF) by Jenkins, Troy | 05:08 | | | |
| MISSED 3 PTR by Jenkins, Troy | 04:59 | | | |
| REBOUND (OFF) by Jenkins, Troy | 04:59 | | | |
| MISSED JUMPER by Loe, Jonathan | 04:54 | | | |
| | 04:54 | | | BLOCK by Morgan, Wesley |
| REBOUND (OFF) by Frederick, Ben | 04:52 | | | |
| MISSED JUMPER by Frederick, Ben | 04:50 | | | |
| REBOUND (OFF) by Loe, Jonathan | 04:50 | | | |
| | 04:46 | | | FOUL by Morgan, Wesley |
| MISSED 3 PTR by Jenkins, Troy | 04:42 | | | |
| | 04:42 | | | REBOUND (DEF) by (TEAM) |
| | 04:28 | | | FOUL by Morgan, Wesley |
| | 04:28 | | | TURNOVR by Morgan, Wesley |
| MISSED 3 PTR by Jones, Adrian | 04:13 | | | |
| | 04:13 | | | REBOUND (DEF) by Rice, Jacoby |
| FOUL by Rix, Chris | 04:04 | | | |
| | 03:42 | | | MISSED 3 PTR by Rice, Jacoby |
| REBOUND (DEF) by (TEAM) | 03:42 | | | |
| | 03:22 | | | FOUL by Hollerman, Leslie |
| MISSED JUMPER by Loe, Jonathan | 03:20 | | | |
| REBOUND (OFF) by Jones, Adrian | 03:20 | | | |
| MISSED 3 PTR by Jones, Adrian | 03:07 | | | |
| | 03:07 | | | REBOUND (DEF) by Rice, Jacoby |
| | 02:39 | | | MISSED 3 PTR by Jackson, Jaron |
| REBOUND (DEF) by (TEAM) | 02:39 | | | |
| MISSED JUMPER by Adams, Daniel | 02:12 | | | |
| REBOUND (OFF) by Frederick, Ben | 02:12 | | | |
| GOOD! JUMPER by Frederick, Ben | 02:09 | 7-2 | H 5 | |
| | 01:47 | | | MISSED 3 PTR by Hollerman, Leslie |
| REBOUND (DEF) by Adams, Daniel | 01:47 | | | |
| GOOD! 3 PTR by Loe, Jonathan | 01:37 | 10-2 | H 8 | |
| ASSIST by Hardin, Chase | 01:37 | | | |
| | 01:32 | | | TIMEOUT 30sec |
| | 01:06 | | | MISSED 3 PTR by Rice, Jacoby |
| REBOUND (DEF) by Jenkins, Troy | 01:06 | | | |

1st PERIOD Play-by-Play (Page 2)

| HOME TEAM: Bartlett Panthers | TIME | SCORE | MAR | VISITORS: Gallatin Green Wave |
|---|---|---|---|---|
| | 00:54 | | | FOUL by Fitts, William |
| GOOD! JUMPER by Jenkins, Troy | 00:49 | 12-2 | H 10 | |
| ASSIST by Frederick, Ben | 00:49 | | | |
| | 00:25 | | | MISSED JUMPER by Jackson, Jaron |

| | | | | |
|---|---|---|---|---|
| BLOCK by Loe, Jonathan | 00:25 | | | |
| | 00:21 | | | REBOUND (OFF) by Jackson, Jaron |
| | 00:17 | | | TURNOVR by Jackson, Jaron |
| MISSED 3 PTR by Loe, Jonathan | 00:00 | | | |
| | 00:00 | | | REBOUND (DEF) by Rice, Jacoby |

Bartlett Panthers 12, Gallatin Green Wave 2

2nd PERIOD Play-by-Play (Page 1)

| HOME TEAM: Bartlett Panthers | TIME | SCORE | MAR | VISITORS: Gallatin Green Wave |
|---|---|---|---|---|
| MISSED 3 PTR by Jenkins, Troy | 07:36 | | | |
| REBOUND (OFF) by Duggin, Keith | 07:36 | | | |
| MISSED JUMPER by Duggin, Keith | 07:34 | | | |
| | 07:34 | | | REBOUND (DEF) by Morgan, Wesley |
| | 07:10 | 12-4 | H 8 | GOOD! JUMPER by Hollerman, Leslie |
| MISSED 3 PTR by Jones, Adrian | 06:44 | | | |
| | 06:44 | | | REBOUND (DEF) by Wetherington, Kyler |
| | 06:34 | | | TURNOVR by Rice, Jacoby |
| STEAL by Wallace, Brandon | 06:33 | | | |
| | 06:31 | | | FOUL by Rice, Jacoby |
| MISSED FT SHOT by Wallace, Brandon | 06:31 | | | |
| REBOUND (OFF) by (DEADBALL) | 06:31 | | | |
| GOOD! FT SHOT by Wallace, Brandon | 06:31 | 13-4 | H 9 | |
| FOUL by Frederick, Ben | 06:28 | | | |
| | 06:23 | 13-6 | H 7 | GOOD! JUMPER by Morgan, Wesley |
| | 06:23 | | | ASSIST by Hollerman, Leslie |
| MISSED JUMPER by Loe, Jonathan | 05:54 | | | |
| | 05:54 | | | REBOUND (DEF) by Morgan, Wesley |
| | 05:37 | | | MISSED JUMPER by Wetherington, Kyler |
| BLOCK by Frederick, Ben | 05:37 | | | |
| REBOUND (DEF) by Hardin, Chase | 05:35 | | | |
| MISSED 3 PTR by Loe, Jonathan | 05:31 | | | |
| | 05:31 | | | REBOUND (DEF) by Hollerman, Leslie |
| | 05:11 | 13-9 | H 4 | GOOD! 3 PTR by Hollerman, Leslie |
| | 05:11 | | | ASSIST by Fitts, William |
| TIMEOUT 30sec | 05:06 | | | |
| TURNOVR by Loe, Jonathan | 04:58 | | | |
| | 04:56 | | | STEAL by Hollerman, Leslie |
| | 04:54 | 13-11 | H 2 | GOOD! JUMPER by Hollerman, Leslie |
| TURNOVR by Jenkins, Troy | 04:25 | | | |
| | 04:23 | | | STEAL by Fitts, William |
| FOUL by Duggin, Keith | 03:58 | | | |
| | 03:45 | | | MISSED JUMPER by Morgan, Wesley |
| REBOUND (DEF) by Jones, Adrian | 03:45 | | | |
| GOOD! 3 PTR by Jenkins, Troy | 03:36 | 16-11 | H 5 | |
| ASSIST by Rix, Chris | 03:36 | | | |
| | 03:16 | | | TURNOVR by Morgan, Wesley |
| STEAL by Hardin, Chase | 03:16 | | | |
| TURNOVR by Hardin, Chase | 03:16 | | | |
| | 03:11 | | | MISSED 3 PTR by Rice, Jacoby |
| REBOUND (DEF) by Hardin, Chase | 03:11 | | | |
| | 02:57 | | | FOUL by Wetherington, Kyler |
| MISSED JUMPER by Loe, Jonathan | 02:40 | | | |
| | 02:40 | | | REBOUND (DEF) by Morgan, Wesley |
| | 02:23 | | | TURNOVR by Rice, Jacoby |
| TURNOVR by Jenkins, Troy | 02:10 | | | |
| | 01:35 | | | TURNOVR by Hollerman, Leslie |
| STEAL by Frederick, Ben | 01:34 | | | |
| MISSED 3 PTR by Jones, Adrian | 01:26 | | | |
| | 01:26 | | | REBOUND (DEF) by Rice, Jacoby |
| | 01:16 | | | TURNOVR by Rice, Jacoby |
| STEAL by Loe, Jonathan | 01:15 | | | |
| | 01:12 | | | FOUL by Rice, Jacoby |
| GOOD! FT SHOT by Loe, Jonathan | 01:12 | 17-11 | H 6 | |
| GOOD! FT SHOT by Loe, Jonathan | 01:12 | 18-11 | H 7 | |
| | 00:42 | 18-13 | H 5 | GOOD! JUMPER by Murphy, Eddie |

2nd PERIOD Play-by-Play (Page 2)

| HOME TEAM: Bartlett Panthers | TIME | SCORE | MAR | VISITORS: Gallatin Green Wave |
|---|---|---|---|---|
| MISSED JUMPER by Loe, Jonathan | 00:03 | | | |
| | 00:03 | | | REBOUND (DEF) by Williams, Jacques |

Bartlett Panthers 18, Gallatin Green Wave 13

3rd PERIOD Play-by-Play (Page 1)

| HOME TEAM: Bartlett Panthers | TIME | SCORE | MAR | VISITORS: Gallatin Green Wave |
|---|---|---|---|---|
| | 07:41 | 18-13 | H 5 | TURNOVR by Morgan, Wesley |
| TURNOVR by Jenkins, Troy | 07:19 | | | |
| | 07:17 | | | STEAL by Fitts, William |
| | 07:04 | 18-15 | H 3 | GOOD! JUMPER by Murphy, Eddie |
| MISSED 3 PTR by Hardin, Chase | 06:49 | | | |
| | 06:49 | | | REBOUND (DEF) by Hollerman, Leslie |
| | 06:35 | 18-17 | H 1 | GOOD! JUMPER by Morgan, Wesley |
| | 06:35 | | | ASSIST by Murphy, Eddie |
| FOUL by Frederick, Ben | 06:35 | | | |
| | 06:34 | 18-18 | T 1 | GOOD! FT SHOT by Morgan, Wesley |
| MISSED JUMPER by Loe, Jonathan | 06:24 | | | |
| | 06:24 | | | BLOCK by Morgan, Wesley |
| REBOUND (OFF) by Loe, Jonathan | 06:21 | | | |
| GOOD! JUMPER by Loe, Jonathan | 06:19 | 20-18 | H 2 | |
| | 06:10 | 20-20 | T 2 | GOOD! JUMPER by Morgan, Wesley |
| | 06:06 | | | ASSIST by Wetherington, Kyler |
| | 05:58 | | | FOUL by Murphy, Eddie |
| MISSED JUMPER by Loe, Jonathan | 05:57 | | | |
| | 05:57 | | | REBOUND (DEF) by Murphy, Eddie |
| FOUL by Jones, Adrian | 05:51 | | | |
| | 05:47 | | | MISSED JUMPER by Morgan, Wesley |
| REBOUND (DEF) by Loe, Jonathan | 05:47 | | | |
| | 05:44 | | | FOUL by Murphy, Eddie |
| MISSED 3 PTR by Hardin, Chase | 05:21 | | | |
| | 05:21 | | | REBOUND (DEF) by Murphy, Eddie |
| | 05:07 | | | MISSED 3 PTR by Wetherington, Kyler |
| REBOUND (DEF) by Hardin, Chase | 05:07 | | | |
| MISSED 3 PTR by Jenkins, Troy | 04:51 | | | |
| | 04:51 | | | REBOUND (DEF) by Fitts, William |
| FOUL by Frederick, Ben | 04:42 | | | |
| | 04:39 | 20-23 | V 3 | GOOD! 3 PTR by Hollerman, Leslie |
| | 04:39 | | | ASSIST by Fitts, William |
| | 04:28 | | | FOUL by Morgan, Wesley |
| GOOD! FT SHOT by Wallace, Brandon | 04:28 | 21-23 | V 2 | |
| GOOD! FT SHOT by Wallace, Brandon | 04:28 | 22-23 | V 1 | |
| | 04:04 | 22-26 | V 4 | GOOD! 3 PTR by Hollerman, Leslie |
| | 04:04 | | | ASSIST by Murphy, Eddie |
| MISSED 3 PTR by Jones, Adrian | 03:24 | | | |
| | 03:24 | | | REBOUND (DEF) by Hollerman, Leslie |
| | 03:02 | | | MISSED JUMPER by Fitts, William |
| BLOCK by Jones, Adrian | 03:02 | | | |
| REBOUND (DEF) by Duggin, Keith | 03:00 | | | |
| GOOD! 3 PTR by Jenkins, Troy | 02:55 | 25-26 | V 1 | |
| ASSIST by Loe, Jonathan | 02:55 | | | |
| | 02:30 | | | MISSED 3 PTR by Hollerman, Leslie |
| REBOUND (DEF) by Jones, Adrian | 02:30 | | | |
| | 02:28 | | | FOUL by Wetherington, Kyler |
| | 02:08 | | | FOUL by Fitts, William |
| TURNOVR by Jenkins, Troy | 02:04 | | | |
| | 02:02 | | | STEAL by Morgan, Wesley |
| | 01:56 | 25-28 | V 3 | GOOD! JUMPER by Rice, Jacoby |
| GOOD! JUMPER by Frederick, Ben | 01:35 | 27-28 | V 1 | |
| | 01:19 | | | MISSED JUMPER by Hollerman, Leslie |
| REBOUND (DEF) by Loe, Jonathan | 01:19 | | | |
| GOOD! LAYUP by Loe, Jonathan | 01:12 | 29-28 | H 1 | |
| | 00:52 | | | MISSED JUMPER by Wetherington, Kyler |

3rd PERIOD Play-by-Play (Page 2)

| HOME TEAM: Bartlett Panthers | TIME | SCORE | MAR | VISITORS: Gallatin Green Wave |
|---|---|---|---|---|
| | 00:52 | | | REBOUND (OFF) by Morgan, Wesley |
| FOUL by Frederick, Ben | 00:50 | | | |
| | 00:50 | 29-29 | T 3 | GOOD! FT SHOT by Morgan, Wesley |
| | 00:50 | 29-30 | V 1 | GOOD! FT SHOT by Morgan, Wesley |
| FOUL by Wallace, Brandon | 00:04 | | | |
| TURNOVR by Wallace, Brandon | 00:04 | | | |
| | 00:00 | | | MISSED 3 PTR by Murphy, Eddie |
| REBOUND (DEF) by Jenkins, Troy | 00:00 | | | |

Gallatin Green Wave 30, Bartlett Panthers 29

4th PERIOD Play-by-Play (Page 1)

| HOME TEAM: Bartlett Panthers | TIME | SCORE | MAR | VISITORS: Gallatin Green Wave |
|---|---|---|---|---|
| MISSED 3 PTR by Jones, Adrian | 07:43 | 29-30 | V 1 | |
| | 07:43 | | | REBOUND (DEF) by Rice, Jacoby |
| | 07:22 | | | MISSED JUMPER by Morgan, Wesley |
| REBOUND (DEF) by Jenkins, Troy | 07:22 | | | |
| | 06:58 | | | FOUL by Jackson, Jaron |
| MISSED FT SHOT by Loe, Jonathan | 06:58 | | | |
| REBOUND (OFF) by (DEADBALL) | 06:58 | | | |
| GOOD! FT SHOT by Loe, Jonathan | 06:58 | 30-30 | T 1 | |
| | 06:44 | 30-32 | V 2 | GOOD! JUMPER by Hollerman, Leslie |
| GOOD! JUMPER by Loe, Jonathan | 06:10 | 32-32 | T 2 | |
| | 05:37 | | | TIMEOUT 30sec |
| | 04:44 | 32-34 | V 2 | GOOD! JUMPER by Morgan, Wesley |
| | 04:44 | | | ASSIST by Rice, Jacoby |
| MISSED 3 PTR by Jenkins, Troy | 04:30 | | | |
| REBOUND (OFF) by (TEAM) | 04:30 | | | |
| GOOD! 3 PTR by Jenkins, Troy | 04:24 | 35-34 | H 1 | |
| ASSIST by Loe, Jonathan | 04:24 | | | |
| FOUL by Duggin, Keith | 03:53 | | | |
| | 03:53 | 35-35 | T 3 | GOOD! FT SHOT by Rice, Jacoby |
| | 03:53 | | | MISSED FT SHOT by Rice, Jacoby |
| REBOUND (DEF) by Jones, Adrian | 03:53 | | | |
| | 03:38 | | | FOUL by Morgan, Wesley |
| GOOD! FT SHOT by Loe, Jonathan | 03:38 | 36-35 | H 1 | |
| MISSED FT SHOT by Loe, Jonathan | 03:38 | | | |
| | 03:38 | | | REBOUND (DEF) by Morgan, Wesley |
| | 03:20 | 36-37 | V 1 | GOOD! JUMPER by Morgan, Wesley |
| | 03:20 | | | ASSIST by Fitts, William |
| TURNOVR by Jones, Adrian | 03:05 | | | |
| | 03:04 | | | STEAL by Murphy, Eddie |
| FOUL by Jenkins, Troy | 03:04 | | | |
| | 03:04 | | | MISSED FT SHOT by Murphy, Eddie |
| REBOUND (DEF) by Jones, Adrian | 03:04 | | | |
| | 03:04 | | | FOUL by Rice, Jacoby |
| GOOD! FT SHOT by Jones, Adrian | 03:04 | 37-37 | T 4 | |
| GOOD! FT SHOT by Jones, Adrian | 03:04 | 38-37 | H 1 | |
| | 02:49 | 38-39 | V 1 | GOOD! JUMPER by Hollerman, Leslie |
| TURNOVR by Loe, Jonathan | 02:07 | | | |
| | 02:06 | | | STEAL by Murphy, Eddie |
| | 01:53 | | | TIMEOUT TEAM |
| | 01:20 | | | TIMEOUT TEAM |
| | 01:19 | | | TURNOVR by Hollerman, Leslie |
| STEAL by Loe, Jonathan | 01:18 | | | |
| | 01:18 | | | FOUL by Fitts, William |
| MISSED FT SHOT by Loe, Jonathan | 01:18 | | | |
| | 01:18 | | | REBOUND (DEF) by Morgan, Wesley |
| FOUL by Loe, Jonathan | 00:57 | | | |
| | 00:57 | | | MISSED FT SHOT by Fitts, William |
| REBOUND (DEF) by Jones, Adrian | 00:57 | | | |
| | 00:56 | | | FOUL by Morgan, Wesley |
| GOOD! FT SHOT by Jones, Adrian | 00:56 | 39-39 | T 5 | |
| GOOD! FT SHOT by Jones, Adrian | 00:56 | 40-39 | H 1 | |

| | | | | |
|---|---|---|---|---|
| | 00:28 | | | MISSED 3 PTR by Murphy, Eddie |
| REBOUND (DEF) by Hardin, Chase | 00:25 | | | |
| | 00:25 | | | FOUL by Hollerman, Leslie |
| GOOD! FT SHOT by Hardin, Chase | 00:25 | 41-39 | H 2 | |
| GOOD! FT SHOT by Hardin, Chase | 00:25 | 42-39 | H 3 | |

4th PERIOD Play-by-Play (Page 2)

| HOME TEAM: Bartlett Panthers | TIME | SCORE | MAR | VISITORS: Gallatin Green Wave |
|---|---|---|---|---|
| TIMEOUT TEAM | 00:25 | | | |
| | 00:12 | 42-41 | H 1 | GOOD! JUMPER by Morgan, Wesley |
| | 00:12 | | | ASSIST by Hollerman, Leslie |
| | 00:10 | | | TIMEOUT TEAM |
| | 00:08 | | | FOUL by Wetherington, Kyler |
| MISSED FT SHOT by Jenkins, Troy | 00:08 | | | |
| REBOUND (OFF) by (DEADBALL) | 00:08 | | | |
| GOOD! FT SHOT by Jenkins, Troy | 00:08 | 43-41 | H 2 | |
| | 00:03 | | | TURNOVR by Rice, Jacoby |
| | 00:03 | | | FOUL by Murphy, Eddie |
| GOOD! FT SHOT by Jones, Adrian | 00:03 | 44-41 | H 3 | |
| GOOD! FT SHOT by Jones, Adrian | 00:03 | 45-41 | H 4 | |

Bartlett Panthers 45, Gallatin Green Wave 41

# 2000 Class AAA State Boys' Basketball Tournament

## March 14 - March 18, 2000 · Murphy Center - MTSU - Murfreesboro, TN

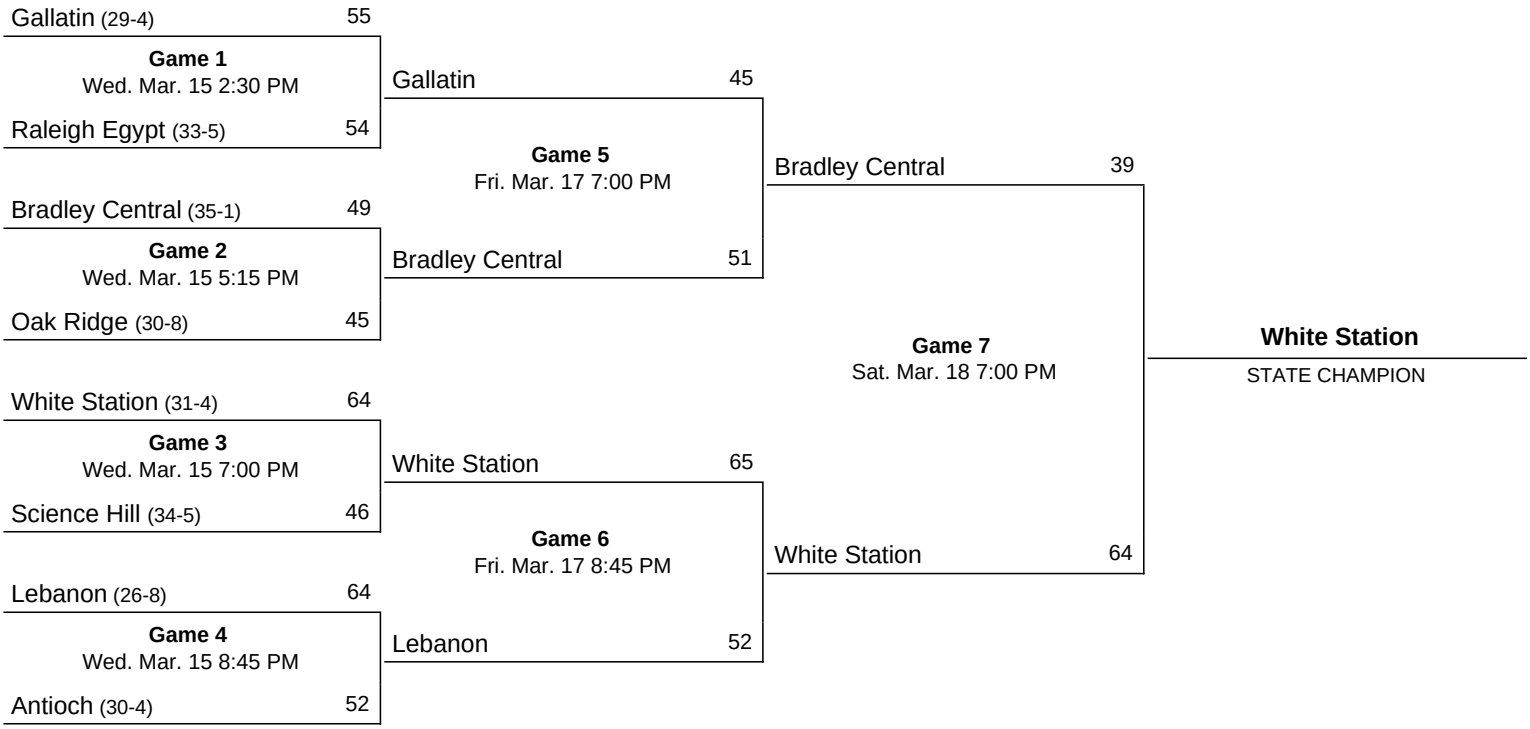

Official Basketball Box Score -- GAME TOTALS -- FINAL STATISTICS
Gallatin High Green Wave vs Raleigh Egypt Pharoahs
03/15/00 2:45 PM at Murphy Center, Murfreesboro, TN

---

VISITORS: Gallatin High Green Wave 30-4

| ## | Player Name | | TOT-FG FG-FGA | 3-PT FG-FGA | FT-FTA | REBOUNDS OF | DE | TOT | PF | TP | A | TO | BLK | S | MIN |
|---|---|---|---|---|---|---|---|---|---|---|---|---|---|---|---|
| 20 | Dixon, Ryan..... | * | 6-9 | 0-2 | 1-1 | 0 | 5 | 5 | 1 | 13 | 4 | 3 | 0 | 3 | 26 |
| 22 | Holder, Anthony..... | * | 1-7 | 0-5 | 0-0 | 1 | 1 | 2 | 2 | 2 | 2 | 3 | 0 | 0 | 31 |
| 23 | Crenshaw, Josh..... | * | 5-8 | 1-2 | 2-3 | 3 | 0 | 3 | 2 | 13 | 5 | 2 | 0 | 2 | 30 |
| 40 | Boone, D.J..... | * | 4-4 | 0-0 | 3-4 | 1 | 3 | 4 | 5 | 11 | 2 | 3 | 0 | 1 | 22 |
| 42 | Bartlett, Jeremy.... | * | 4-8 | 0-0 | 2-2 | 1 | 4 | 5 | 1 | 10 | 2 | 0 | 0 | 0 | 27 |
| 24 | Crook, Jeff..... | | 0-0 | 0-0 | 0-0 | 0 | 0 | 0 | 1 | 0 | 0 | 3 | 0 | 0 | 8 |
| 34 | Morgan, Wesley..... | | 3-6 | 0-0 | 0-0 | 2 | 5 | 7 | 0 | 6 | 0 | 1 | 1 | 0 | 15 |
| 45 | Jackson, Jaron..... | | 0-0 | 0-0 | 0-0 | 0 | 0 | 0 | 0 | 0 | 0 | 0 | 0 | 0 | 1 |
| | TEAM..... | | | | | | 1 | 1 | | | | 2 | | | |
| | Totals..... | | 23-42 | 1-9 | 8-10 | 8 | 19 | 27 | 12 | 55 | 15 | 17 | 1 | 6 | 160 |

| | | | | | | |
|---|---|---|---|---|---|---|
| TOTAL FG% | 1st Half: 11-24 | 45.8% | 2nd Half: 12-18 | 66.7% | Game: 54.8% | DEADB |
| 3-Pt. FG% | 1st Half: 0-5 | 0.0% | 2nd Half: 1-4 | 25.0% | Game: 11.1% | REBS |
| F Throw % | 1st Half: 8-10 | 80.0% | 2nd Half: 0-0 | 0.0% | Game: 80.0% | 1 |

---

HOME TEAM: Raleigh Egypt Pharoahs 33-6

| ## | Player Name | | TOT-FG FG-FGA | 3-PT FG-FGA | FT-FTA | REBOUNDS OF | DE | TOT | PF | TP | A | TO | BLK | S | MIN |
|---|---|---|---|---|---|---|---|---|---|---|---|---|---|---|---|
| 05 | Evans, Herbert..... | * | 7-12 | 2-2 | 0-1 | 4 | 4 | 8 | 1 | 16 | 7 | 2 | 0 | 0 | 31 |
| 13 | McFadgon, Cornelius. | * | 2-13 | 0-1 | 0-2 | 4 | 1 | 5 | 0 | 4 | 1 | 1 | 0 | 1 | 29 |
| 21 | Buckley, Devon..... | * | 3-6 | 2-4 | 1-2 | 0 | 2 | 2 | 1 | 9 | 2 | 1 | 0 | 1 | 20 |
| 31 | Wright, Lou..... | * | 2-5 | 0-2 | 1-2 | 0 | 0 | 0 | 3 | 5 | 1 | 2 | 0 | 0 | 17 |
| 45 | Carroll, Steve..... | * | 3-7 | 0-0 | 1-1 | 4 | 1 | 5 | 3 | 7 | 0 | 1 | 1 | 1 | 25 |
| 15 | Dawson, Tony..... | | 3-4 | 0-0 | 1-2 | 1 | 3 | 4 | 1 | 7 | 1 | 2 | 0 | 1 | 17 |
| 25 | Sidney, Donald..... | | 3-8 | 0-4 | 0-0 | 2 | 0 | 2 | 4 | 6 | 1 | 0 | 0 | 3 | 19 |
| 33 | Coleman, Melvin..... | | 0-1 | 0-1 | 0-0 | 0 | 0 | 0 | 0 | 0 | 1 | 1 | 0 | 0 | 2 |
| | TEAM..... | | | | | 2 | 1 | 3 | | | | | | | |
| | Totals..... | | 23-56 | 4-14 | 4-10 | 17 | 12 | 29 | 13 | 54 | 14 | 10 | 1 | 7 | 160 |

| | | | | | | |
|---|---|---|---|---|---|---|
| TOTAL FG% | 1st Half: 13-30 | 43.3% | 2nd Half: 10-26 | 38.5% | Game: 41.1% | DEADB |
| 3-Pt. FG% | 1st Half: 0-6 | 0.0% | 2nd Half: 4-8 | 50.0% | Game: 28.6% | REBS |
| F Throw % | 1st Half: 1-1 | 100 % | 2nd Half: 3-9 | 33.3% | Game: 40.0% | 3 |

---

Officials:
Technical fouls: Gallatin High Green Wave-None. Raleigh Egypt Pharoahs-None.
Attendance:

| Score by Periods | 1st | 2nd | 3rd | 4th | | Total |
|---|---|---|---|---|---|---|
| Gallatin High Green Wave..... | 13 | 17 | 13 | 12 | - | 55 |
| Raleigh Egypt Pharoahs..... | 7 | 20 | 17 | 10 | - | 54 |

Official Basketball Box Score -- 1st Half
Gallatin High Green Wave vs Raleigh Egypt Pharoahs
03/15/00 2:45 PM at Murphy Center, Murfreesboro, TN

VISITORS: Gallatin High Green Wave

| ## | Player Name | | TOT-FG FG-FGA | 3-PT FG-FGA | FT-FTA | REBOUNDS OF | DE | TOT | PF | TP | A | TO | BLK | S | MIN |
|---|---|---|---|---|---|---|---|---|---|---|---|---|---|---|---|
| 20 | Dixon, Ryan..... | * | 3-6 | 0-2 | 1-1 | 0 | 1 | 1 | 1 | 7 | 3 | 1 | 0 | 2 | 14 |
| 22 | Holder, Anthony..... | * | 1-4 | 0-3 | 0-0 | 1 | 1 | 2 | 0 | 2 | 1 | 1 | 0 | 0 | 15 |
| 23 | Crenshaw, Josh..... | * | 2-3 | 0-0 | 2-3 | 1 | 0 | 1 | 1 | 6 | 3 | 1 | 0 | 2 | 15 |
| 40 | Boone, D.J..... | * | 2-2 | 0-0 | 3-4 | 1 | 2 | 3 | 0 | 7 | 1 | 2 | 0 | 0 | 13 |
| 42 | Bartlett, Jeremy.... | * | 0-4 | 0-0 | 2-2 | 1 | 1 | 2 | 0 | 2 | 0 | 0 | 0 | 0 | 13 |
| 24 | Crook, Jeff..... | | 0-0 | 0-0 | 0-0 | 0 | 0 | 0 | 1 | 0 | 0 | 3 | 0 | 0 | 4 |
| 34 | Morgan, Wesley..... | | 3-5 | 0-0 | 0-0 | 2 | 3 | 5 | 0 | 6 | 0 | 0 | 1 | 0 | 6 |
| | TEAM..... | | | | | | | | | | | | | | |
| | Totals..... | | 11-24 | 0-5 | 8-10 | 6 | 8 | 14 | 3 | 30 | 8 | 8 | 1 | 4 | 80 |

TOTAL FG% 1st Half: 11-24 45.8% 2nd Half: 0-0 0.0% Game: 45.8% DEADB
3-Pt. FG% 1st Half: 0-5 0.0% 2nd Half: 0-0 0.0% Game: 0.0% REBS
F Throw % 1st Half: 8-10 80.0% 2nd Half: 0-0 0.0% Game: 80.0% 1

HOME TEAM: Raleigh Egypt Pharoahs

| ## | Player Name | | TOT-FG FG-FGA | 3-PT FG-FGA | FT-FTA | REBOUNDS OF | DE | TOT | PF | TP | A | TO | BLK | S | MIN |
|---|---|---|---|---|---|---|---|---|---|---|---|---|---|---|---|
| 05 | Evans, Herbert..... | * | 3-6 | 0-0 | 0-0 | 0 | 3 | 3 | 1 | 6 | 4 | 0 | 0 | 0 | 15 |
| 13 | McFadgon, Cornelius. | * | 2-9 | 0-1 | 0-0 | 3 | 1 | 4 | 0 | 4 | 0 | 1 | 0 | 0 | 13 |
| 21 | Buckley, Devon..... | * | 0-1 | 0-1 | 0-0 | 0 | 1 | 1 | 0 | 0 | 1 | 1 | 0 | 0 | 9 |
| 31 | Wright, Lou..... | * | 2-3 | 0-1 | 0-0 | 0 | 0 | 0 | 2 | 4 | 0 | 1 | 0 | 0 | 8 |
| 45 | Carroll, Steve..... | * | 2-3 | 0-0 | 1-1 | 3 | 1 | 4 | 3 | 5 | 0 | 1 | 1 | 1 | 13 |
| 15 | Dawson, Tony..... | | 2-3 | 0-0 | 0-0 | 1 | 2 | 3 | 0 | 4 | 1 | 2 | 0 | 1 | 12 |
| 25 | Sidney, Donald..... | | 2-4 | 0-2 | 0-0 | 0 | 0 | 0 | 2 | 4 | 0 | 0 | 0 | 2 | 8 |
| 33 | Coleman, Melvin..... | | 0-1 | 0-1 | 0-0 | 0 | 0 | 0 | 0 | 0 | 1 | 1 | 0 | 0 | 2 |
| | TEAM..... | | | | | 2 | | 2 | | | | | | | |
| | Totals..... | | 13-30 | 0-6 | 1-1 | 9 | 8 | 17 | 8 | 27 | 7 | 7 | 1 | 4 | 80 |

TOTAL FG% 1st Half: 13-30 43.3% 2nd Half: 0-0 0.0% Game: 43.3% DEADB
3-Pt. FG% 1st Half: 0-6 0.0% 2nd Half: 0-0 0.0% Game: 0.0% REBS
F Throw % 1st Half: 1-1 100 % 2nd Half: 0-0 0.0% Game: 100 % 0

Officials:
Technical fouls: Gallatin High Green Wave-None. Raleigh Egypt Pharoahs-None.
Attendance:

| Score by Periods | 1st | 2nd | | Total |
|---|---|---|---|---|
| Gallatin High Green Wave..... | 13 | 17 | - | 30 |
| Raleigh Egypt Pharoahs..... | 7 | 20 | - | 27 |

Official Basketball Box Score -- GAME TOTALS -- FINAL STATISTICS
Bradley Central Bears vs Gallatin High Green Wave
03/17/00 7:00 PM at Murphy Center Murfreesboro, TN

---

VISITORS: Bradley Central Bears 37-1

| ## | Player Name | | TOT-FG FG-FGA | 3-PT FG-FGA | FT-FTA | REBOUNDS OF | DE | TOT | PF | TP | A | TO | BLK | S | MIN |
|---|---|---|---|---|---|---|---|---|---|---|---|---|---|---|---|
| 05 | Spangler, Patrick... | * | 2-4 | 1-1 | 3-6 | 1 | 2 | 3 | 1 | 8 | 2 | 2 | 0 | 3 | 32 |
| 20 | Scotton, Stacy..... | * | 2-3 | 0-0 | 0-0 | 1 | 2 | 3 | 5 | 4 | 0 | 0 | 0 | 0 | 11 |
| 22 | Blair, Shea..... | * | 3-5 | 2-4 | 1-2 | 0 | 0 | 0 | 3 | 9 | 1 | 1 | 1 | 2 | 32 |
| 42 | Hare, Josh..... | * | 5-10 | 1-3 | 7-9 | 2 | 3 | 5 | 1 | 18 | 2 | 3 | 1 | 0 | 32 |
| 44 | Carpenter, Zack..... | * | 1-5 | 0-1 | 4-4 | 1 | 4 | 5 | 5 | 6 | 0 | 0 | 0 | 1 | 22 |
| 00 | Morris, Blake..... | | 0-0 | 0-0 | 0-0 | 0 | 0 | 0 | 1 | 0 | 0 | 1 | 1 | 3 | 18 |
| 12 | Spangler, Jason..... | | 0-0 | 0-0 | 6-8 | 0 | 2 | 2 | 0 | 6 | 0 | 0 | 0 | 0 | 13 |
| | TEAM..... | | | | | | 4 | 4 | | | | | | | |
| | Totals..... | | 13-27 | 4-9 | 21-29 | 5 | 17 | 22 | 16 | 51 | 5 | 7 | 3 | 9 | 160 |

TOTAL FG% 1st Half: 7-18 38.9% 2nd Half: 6-9 66.7% Game: 48.1% DEADB
3-Pt. FG% 1st Half: 2-6 33.3% 2nd Half: 2-3 66.7% Game: 44.4% REBS
F Throw % 1st Half: 5-7 71.4% 2nd Half: 16-22 72.7% Game: 72.4% 3

---

HOME TEAM: Gallatin High Green Wave 30-5

| ## | Player Name | | TOT-FG FG-FGA | 3-PT FG-FGA | FT-FTA | REBOUNDS OF | DE | TOT | PF | TP | A | TO | BLK | S | MIN |
|---|---|---|---|---|---|---|---|---|---|---|---|---|---|---|---|
| 20 | Dixon, Ryan..... | * | 2-7 | 1-5 | 3-4 | 0 | 2 | 2 | 5 | 8 | 3 | 2 | 1 | 1 | 26 |
| 22 | Holder, Anthony..... | * | 3-8 | 1-4 | 0-0 | 1 | 0 | 1 | 4 | 7 | 4 | 1 | 0 | 0 | 25 |
| 23 | Crenshaw, Josh..... | * | 1-3 | 0-2 | 0-0 | 3 | 6 | 9 | 2 | 2 | 1 | 1 | 0 | 0 | 19 |
| 40 | Boone, D.J..... | * | 3-5 | 0-1 | 1-2 | 2 | 2 | 4 | 4 | 7 | 1 | 5 | 0 | 0 | 22 |
| 42 | Bartlett, Jeremy.... | * | 4-5 | 0-0 | 6-12 | 2 | 3 | 5 | 3 | 14 | 1 | 1 | 0 | 0 | 31 |
| 24 | Crook, Jeff..... | | 1-4 | 1-4 | 1-2 | 0 | 1 | 1 | 3 | 4 | 0 | 2 | 0 | 1 | 19 |
| 33 | Wetherington, Kyler. | | 0-0 | 0-0 | 0-0 | 0 | 0 | 0 | 0 | 0 | 0 | 0 | 0 | 0 | 0+ |
| 34 | Morgan, Wesley..... | | 1-1 | 0-0 | 0-0 | 0 | 0 | 0 | 0 | 2 | 0 | 1 | 1 | 0 | 15 |
| 45 | Jackson, Jaron..... | | 0-1 | 0-1 | 1-2 | 0 | 0 | 0 | 2 | 1 | 0 | 0 | 0 | 0 | 3 |
| | TEAM..... | | | | | 1 | | 1 | | | | | | | |
| | Totals..... | | 15-34 | 3-17 | 12-22 | 9 | 14 | 23 | 23 | 45 | 10 | 13 | 2 | 2 | 160 |

TOTAL FG% 1st Half: 9-17 52.9% 2nd Half: 6-17 35.3% Game: 44.1% DEADB
3-Pt. FG% 1st Half: 0-6 0.0% 2nd Half: 3-11 27.3% Game: 17.6% REBS
F Throw % 1st Half: 4-8 50.0% 2nd Half: 8-14 57.1% Game: 54.5% 3

---

Officials:
Technical fouls: Bradley Central Bears-None. Gallatin High Green Wave-None.
Attendance:

| Score by Periods | 1st | 2nd | 3rd | 4th | | Total |
|---|---|---|---|---|---|---|
| Bradley Central Bears..... | 6 | 15 | 15 | 15 | - | 51 |
| Gallatin High Green Wave..... | 11 | 11 | 4 | 19 | - | 45 |

Official Basketball Box Score -- GAME TOTALS -- 2nd PERIOD -- 00:00 REMAINING
Bradley Central Bears vs Gallatin High Green Wave
03/17/00 7:00 PM at Murphy Center Murfreesboro, TN

---

VISITORS: Bradley Central Bears

| ## | Player Name | | TOT-FG FG-FGA | 3-PT FG-FGA | FT-FTA | REBOUNDS OF | DE | TOT | PF | TP | A | TO | BLK | S | MIN |
|---|---|---|---|---|---|---|---|---|---|---|---|---|---|---|---|
| 05 | Spangler, Patrick... | * | 2-3 | 1-1 | 0-1 | 0 | 2 | 2 | 0 | 5 | 0 | 2 | 0 | 2 | 16 |
| 20 | Scotton, Stacy..... | * | 1-2 | 0-0 | 0-0 | 1 | 1 | 2 | 3 | 2 | 0 | 0 | 0 | 0 | 7 |
| 22 | Blair, Shea..... | * | 2-3 | 1-2 | 0-0 | 0 | 0 | 0 | 1 | 5 | 1 | 1 | 1 | 2 | 16 |
| 42 | Hare, Josh..... | * | 2-6 | 0-2 | 0-0 | 2 | 1 | 3 | 1 | 4 | 1 | 2 | 0 | 0 | 16 |
| 44 | Carpenter, Zack..... | * | 0-4 | 0-1 | 4-4 | 1 | 3 | 4 | 1 | 4 | 0 | 0 | 0 | 1 | 16 |
| 00 | Morris, Blake..... | | 0-0 | 0-0 | 0-0 | 0 | 0 | 0 | 0 | 0 | 0 | 0 | 1 | 1 | 3 |
| 12 | Spangler, Jason..... | | 0-0 | 0-0 | 1-2 | 0 | 0 | 0 | 0 | 1 | 0 | 0 | 0 | 0 | 6 |
| | Totals..... | | 7-18 | 2-6 | 5-7 | 4 | 7 | 11 | 6 | 21 | 2 | 5 | 2 | 6 | 80 |

| | | | | | | | | | |
|---|---|---|---|---|---|---|---|---|---|
| TOTAL FG% 1st Half: | 7-18 | 38.9% | 2nd Half: | 0-0 | 0.0% | Game: | 38.9% | DEADB | |
| 3-Pt. FG% 1st Half: | 2-6 | 33.3% | 2nd Half: | 0-0 | 0.0% | Game: | 33.3% | REBS | |
| F Throw % 1st Half: | 5-7 | 71.4% | 2nd Half: | 0-0 | 0.0% | Game: | 71.4% | 0 | |

---

HOME TEAM: Gallatin High Green Wave

| ## | Player Name | | TOT-FG FG-FGA | 3-PT FG-FGA | FT-FTA | REBOUNDS OF | DE | TOT | PF | TP | A | TO | BLK | S | MIN |
|---|---|---|---|---|---|---|---|---|---|---|---|---|---|---|---|
| 20 | Dixon, Ryan..... | * | 1-3 | 0-2 | 1-2 | 0 | 2 | 2 | 1 | 3 | 2 | 1 | 1 | 1 | 15 |
| 22 | Holder, Anthony..... | * | 1-2 | 0-1 | 0-0 | 0 | 0 | 0 | 3 | 2 | 2 | 1 | 0 | 0 | 9 |
| 23 | Crenshaw, Josh..... | * | 1-3 | 0-2 | 0-0 | 2 | 5 | 7 | 2 | 2 | 1 | 1 | 0 | 0 | 14 |
| 40 | Boone, D.J..... | * | 3-5 | 0-1 | 0-0 | 2 | 1 | 3 | 1 | 6 | 1 | 2 | 0 | 0 | 11 |
| 42 | Bartlett, Jeremy.... | * | 2-3 | 0-0 | 2-4 | 0 | 1 | 1 | 0 | 6 | 1 | 0 | 0 | 0 | 15 |
| 24 | Crook, Jeff..... | | 0-0 | 0-0 | 1-2 | 0 | 0 | 0 | 1 | 1 | 0 | 2 | 0 | 1 | 9 |
| 34 | Morgan, Wesley..... | | 1-1 | 0-0 | 0-0 | 0 | 0 | 0 | 0 | 2 | 0 | 0 | 1 | 0 | 7 |
| | TEAM..... | | | | | | | | | | | | | | |
| | Totals..... | | 9-17 | 0-6 | 4-8 | 4 | 9 | 13 | 8 | 22 | 7 | 7 | 2 | 2 | 80 |

| | | | | | | | | | |
|---|---|---|---|---|---|---|---|---|---|
| TOTAL FG% 1st Half: | 9-17 | 52.9% | 2nd Half: | 0-0 | 0.0% | Game: | 52.9% | DEADB | |
| 3-Pt. FG% 1st Half: | 0-6 | 0.0% | 2nd Half: | 0-0 | 0.0% | Game: | 0.0% | REBS | |
| F Throw % 1st Half: | 4-8 | 50.0% | 2nd Half: | 0-0 | 0.0% | Game: | 50.0% | 1 | |

---

Officials:
Technical fouls: Bradley Central Bears-None. Gallatin High Green Wave-None.
Attendance:

| Score by Periods | 1st | 2nd | | Total |
|---|---|---|---|---|
| Bradley Central Bears..... | 6 | 15 | - | 21 |
| Gallatin High Green Wave..... | 11 | 11 | - | 22 |

# 1991 Class AAA State Boys' Basketball Tournament

## March 20 - March 23, 1991 · Murphy Center - MTSU - Murfreesboro, TN

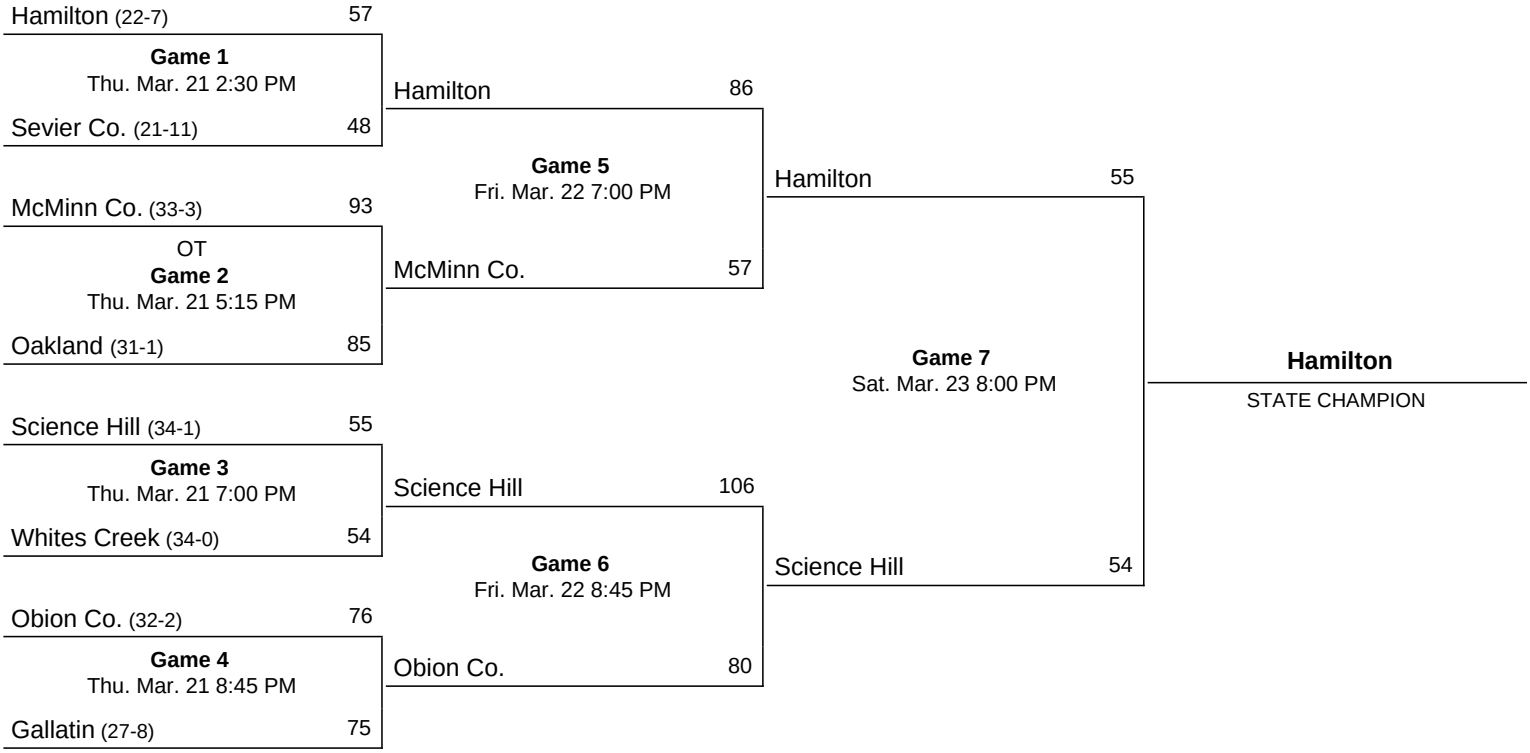

FINAL

# OFFICIAL NCAA® BASKETBALL BOX SCORE

Date 3-21 Site MTSU

VISITORS (Last name, first) (Indicate starters with an asterisk)

| No. | Gallatin (27-9) | Total FG FG | Total FG FGA | 3-point FG | 3-point FGA | FT | FTA | Rebounds Off. | Rebounds Def. | Rebounds Tot. | PF | TP | A | TO | BLK | S | MIN |
|---|---|---|---|---|---|---|---|---|---|---|---|---|---|---|---|---|---|
| 22 | McMurry, Mark | 5 | 13 | 0 | 2 | 0 | 1 | 0 | 1 | 1 | 4 | 10 | 5 | 7 | 0 | 0 | |
| 24 | Page, Damon | 8 | 10 | 0 | 1 | 3 | 4 | 0 | 1 | 1 | 4 | 19 | 4 | 2 | 1 | 2 | |
| 32 | McMurry, Marlon | 7 | 15 | 0 | 0 | 4 | 6 | 6 | 7 | 13 | 2 | 18 | 2 | 3 | 2 | 3 | |
| 34 | McCarter, Bert | 4 | 8 | 3 | 3 | 1 | 3 | 1 | 6 | 7 | 2 | 12 | 1 | 0 | 0 | 0 | |
| 40 | Rickman, Marc | 5 | 6 | 0 | 0 | 2 | 2 | 1 | 5 | 6 | 4 | 12 | 1 | 3 | 0 | 0 | |
| 10 | Hall, Calvin | | | | | | | | | | | | | | | | |
| 12 | Malone, Jacoby | | | | | | | | | | | | | | | | |
| 20 | Banks, Ed | 0 | 0 | 0 | 0 | 0 | 0 | 0 | 1 | 1 | 0 | 0 | 0 | 0 | 0 | 0 | |
| 23 | Stephenson, Sean | | | | | | | | | | | | | | | | |
| 33 | Hassell, Lorenzo | | | | | | | | | | | | | | | | |
| 42 | McMurry, LeMark | | | | | | | | | | | | | | | | |
| 44 | Erickson, David | 1 | 3 | 0 | 0 | 0 | 2 | 2 | 1 | 3 | 2 | 2 | 0 | 1 | 0 | 0 | |
| 54 | Walker, David | 1 | 1 | 0 | 0 | 0 | 0 | 0 | 0 | 0 | 2 | 2 | 0 | 1 | 0 | 0 | |
| | | | | | | | | | | | | | | | | | |
| | TEAM REBOUNDS (included in Totals) | | | | | | | | | 0 | | | | | | | |
| | TOTALS | 31 | 56 | 3 | 6 | 10 | 18 | 10 | 22 | 22 | 18 | 75 | 13 | 17 | 3 | 5 | |

TOTAL FG%: 1st half (16-33) .485 2nd half (15-23) .652 Game (31-56) .554 Deadball rebounds 2

3-Pt. FG%: 1st half (1-3) .333 2nd half (2-3) .667 Game (3-6) .500

FT%: 1st half (7-8) .875 2nd half (3-10) .300 Game (10-18) .556

HOME (Last name, first) (Indicate starters with an asterisk)

| No. | Obion Co. (34-2) | Total FG FG | Total FG FGA | 3-point FG | 3-point FGA | FT | FTA | Rebounds Off. | Rebounds Def. | Rebounds Tot. | PF | TP | A | TO | BLK | S | MIN |
|---|---|---|---|---|---|---|---|---|---|---|---|---|---|---|---|---|---|
| 11 | Keeling, David | 0 | 2 | 0 | 0 | 2 | 2 | 2 | 2 | 4 | 0 | 2 | 5 | 2 | 0 | 0 | |
| 23 | Huff, Shannon | 10 | 24 | 7⊗ | 14 | 1 | 3 | 3 | 1 | 4 | 2 | 28 | 2 | 0 | 0 | 2 | |
| 25 | Whitby, Denver | 7 | 26 | 4 | 21* | 0 | 2 | 0 | 5 | 5 | 1 | 18 | 3 | 4 | 0 | 3 | |
| 34 | DePriest, Shane | 0 | 0 | 0 | 0 | 1 | 1 | 1 | 3 | 4 | 4 | 1 | 0 | 0 | 0 | 1 | |
| 53 | Barnett, Matt | 6 | 12 | 4 | 9 | 3 | 4 | 2 | 5 | 7 | 4 | 19 | 2 | 1 | 0 | 2 | |
| 12 | Jenkins, Paul | 0 | 0 | 0 | 0 | 0 | 0 | 1 | 0 | 1 | 1 | 0 | 0 | 0 | 0 | 0 | |
| 13 | Cude, Robin | 1 | 5 | 0 | 4 | 0 | 0 | 0 | 1 | 1 | 0 | 2 | 1 | 0 | 0 | 0 | |
| 20 | Gooch, B. J. | | | | | | | | | | | | | | | | |
| 30 | Halford, Alan | | | | | | | | | | | | | | | | |
| 32 | Parks, Chuck | | | | | | | | | | | | | | | | |
| 33 | Dyer, Ryan | 0 | 0 | 0 | 0 | 2 | 2 | 0 | 0 | 0 | 0 | 2 | 0 | 0 | 0 | 0 | |
| 35 | Reed, David | | | | | | | | | | | | | | | | |
| 41 | Weatherly, Jeff | 0 | 0 | 0 | 0 | 0 | 0 | 1 | 0 | 1 | 2 | 0 | 0 | 0 | 0 | 0 | |
| 52 | Lewis, Carlos | 2 | 2 | 0 | 0 | 0 | 0 | 1 | 0 | 1 | 1 | 4 | 4 | 1 | 0 | 0 | |
| 54 | Harris, Matt | | | | | | | | | | | | | | | | |
| | TEAM REBOUNDS (included in Totals) | | | | | | | | | 1 | | | | | | | |
| | TOTALS | 26 | 71 | 15* | *48 | 9 | 20 | 11 | 17 | 29 | 15 | 76 | 17 | 8 | 0 | 8 | |

TOTAL FG%: 1st half (9-35) .257 2nd half (17-36) .472 Game (26-71) .366 Deadball rebounds 4

3-Pt. FG%: 1st half (5-24) .208 2nd half (10-24) .417 Game (15-48) .313

FT%: 1st half (4-13) .308 2nd half (5-7) .714 Game (9-20) .450

Technical fouls:

Attendance:

Officials:

| SCORE BY PERIODS | 1st H. | | 2nd H. | | OT | OT | FINAL |
|---|---|---|---|---|---|---|---|
| GALLATIN | 21 | 19 | 12 | 23 | | | 75 |
| OBION COUNTY | 18 | 9 | 25 | 24 | | | 76 |

* NEW RECORD

⊗ TIE RECORD

NCAA 6649-8/89

HALF

# OFFICIAL NCAA® BASKETBALL BOX SCORE

Date 3-21 Site MTSU

VISITORS (Last name, first) (Indicate starters with an asterisk)

| No. | Gallatin | Total FG FG | Total FG FGA | 3-point FG | 3-point FGA | FT | FTA | Rebounds Off. | Rebounds Def. | Rebounds Tot. | PF | TP | A | TO | BLK | S | MIN |
|---|---|---|---|---|---|---|---|---|---|---|---|---|---|---|---|---|---|
| 22 | McMurry, Mark | 5 | 9 | 0 | 1 | 0 | 0 | 0 | 0 | 0 | 3 | 10 | 2 | 3 | 0 | 0 | |
| 24 | Page, Damon | 3 | 5 | 0 | 1 | 2 | 2 | 0 | 1 | 1 | 3 | 6 | 1 | 2 | 0 | 1 | |
| 32 | McMurry, Marlon | 4 | 10 | 0 | 0 | 2 | 2 | 4 | 7 | 11 | 1 | 10 | 1 | 2 | 1 | 2 | |
| 34 | McCarter, Bert | 2 | 4 | 1 | 1 | 1 | 2 | 1 | 1 | 2 | 1 | 6 | 1 | 0 | 0 | 0 | |
| 40 | Rickman, Marc | 1 | 2 | 0 | 0 | 2 | 2 | 0 | 4 | 4 | 1 | 4 | 1 | 0 | 0 | 0 | |
| 10 | Hall, Calvin | | | | | | | | | | | | | | | | |
| 12 | Malone, Jacoby | | | | | | | | | | | | | | | | |
| 20 | Banks, Ed | 0 | 0 | 0 | 0 | 0 | 0 | 0 | 1 | 1 | 0 | 0 | 0 | 0 | 0 | 0 | |
| 23 | Stephenson, Sean | | | | | | | | | | | | | | | | |
| 33 | Hassell, Lorenzo | | | | | | | | | | | | | | | | |
| 42 | McMurry, LeMark | | | | | | | | | | | | | | | | |
| 44 | Erickson, David | 1 | 3 | 0 | 0 | 0 | 0 | 2 | 1 | 3 | 1 | 2 | 0 | 1 | 0 | 0 | |
| 54 | Walker, David | | | | | | | | | | | | | | | | |
| | | | | | | | | | | | | | | | | | |
| | TEAM REBOUNDS (included in Totals) | | | | | | | | | 0 | | | | | | | |
| | TOTALS | 16 | 33 | 1 | 3 | 7 | 8 | 7 | 15 | 22 | 10 | 40 | 6 | 8 | 1 | 3 | |

TOTAL FG%: 1st half (16-33) .485 2nd half _____ Game _____

3-Pt. FG%: 1st half (1-3) .333 2nd half _____ Game _____

FT%: 1st half (7-8) .875 2nd half _____ Game _____

Deadball rebounds 0

HOME (Last name, first) (Indicate starters with an asterisk)

| No. | Obion Co. | Total FG FG | Total FG FGA | 3-point FG | 3-point FGA | FT | FTA | Rebounds Off. | Rebounds Def. | Rebounds Tot. | PF | TP | A | TO | BLK | S | MIN |
|---|---|---|---|---|---|---|---|---|---|---|---|---|---|---|---|---|---|
| 11 | Keeling, David | 0 | 2 | 0 | 0 | 0 | 0 | 1 | 2 | 3 | 0 | 0 | 1 | 2 | 0 | 0 | |
| 23 | Huff, Shannon | 5 | 10 | 4 | 7 | 1 | 3 | 2 | 1 | 3 | 1 | 15 | 1 | 0 | 0 | 2 | |
| 25 | Whitby, Denver | 2 | 15 | 1 | 12 | 0 | 2 | 0 | 3 | 3 | 0 | 5 | 0 | 1 | 0 | 2 | |
| 34 | DePriest, Shane | 0 | 0 | 0 | 0 | 1 | 6 | 1 | 1 | 2 | 2 | 1 | 0 | 0 | 0 | 0 | |
| 53 | Barnett, Matt | 0 | 4 | 0 | 3 | 2 | 2 | 1 | 2 | 3 | 2 | 2 | 1 | 0 | 0 | 1 | |
| 12 | Jenkins, Paul | 0 | 0 | 0 | 0 | 0 | 0 | 0 | 0 | 0 | 1 | 0 | 0 | 0 | 0 | 0 | |
| 13 | Cude, Robin | 0 | 2 | 0 | 2 | 0 | 0 | 0 | 1 | 1 | 0 | 0 | 1 | 0 | 0 | 0 | |
| 20 | Gooch, B.J. | | | | | | | | | | | | | | | | |
| 30 | Halford, Alan | | | | | | | | | | | | | | | | |
| 32 | Parks, Chuck | | | | | | | | | | | | | | | | |
| 33 | Dyer, Ryan | 0 | 0 | 0 | 0 | 0 | 0 | 0 | 0 | 0 | 0 | 0 | 0 | 0 | 0 | 0 | |
| 35 | Reed, David | | | | | | | | | | | | | | | | |
| 41 | Weatherly, Jeff | 0 | 0 | 0 | 0 | 0 | 0 | 1 | 0 | 1 | 1 | 0 | 0 | 0 | 0 | 0 | |
| 52 | Lewis, Carlos | 2 | 2 | 0 | 0 | 0 | 0 | 1 | 0 | 1 | 0 | 4 | 2 | 0 | 0 | 0 | |
| 54 | Harris, Matt | | | | | | | | | | | | | | | | |
| | TEAM REBOUNDS (included in Totals) | | | | | | | | | 0 | | | | | | | |
| | TOTALS | 9 | 35 | 5 | 24 | 4 | 13 | 7 | 10 | 17 | 7 | 27 | 6 | 3 | 0 | 5 | |

TOTAL FG%: 1st half (9-35) .257 2nd half _____ Game _____

3-Pt. FG%: 1st half (5-24) .208 2nd half _____ Game _____

FT%: 1st half (4-13) .308 2nd half _____ Game _____

Deadball rebounds 3

Technical fouls: _____

Attendance: _____

Officials: _____

| SCORE BY PERIODS | 1st QUARTER | 2nd QUARTER | OT | OT | HALF ~~FINAL~~ |
|---|---|---|---|---|---|
| GALLATIN | 21 | 19 | | | 40 |
| OBION COUNTY | 18 | 9 | | | 27 |

NCAA 6649-8/89

# 1987 Class AAA State Boys' Basketball Tournament

## March 17 - March 20, 1987 · Vanderbilt Memorial Gym - Nashville, TN

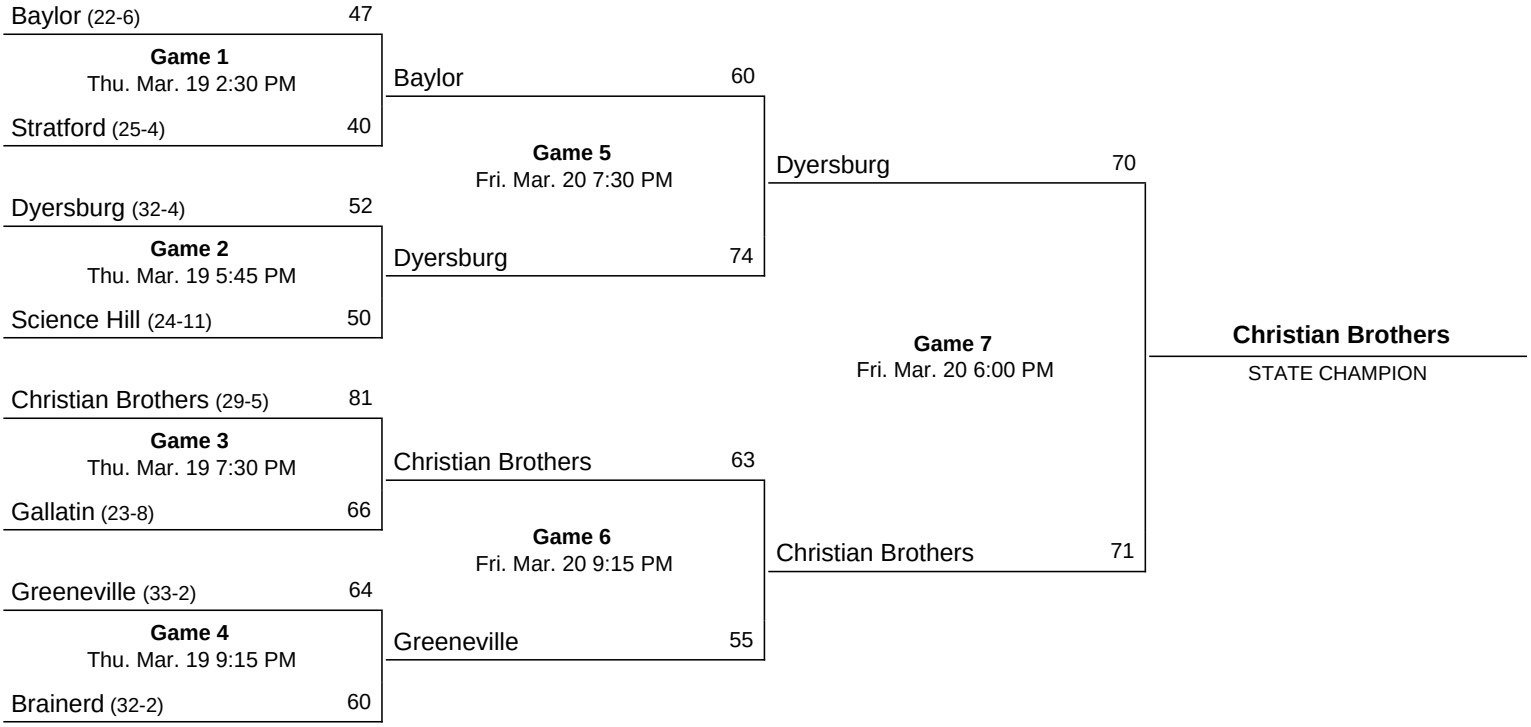

11

# OFFICIAL NCAA BASKETBALL BOX SCORE

Date 3-20-87 Site MEMORIAL GYM VANDERBILT UNIVERSITY

VISITORS (Last Name, First)

| No. | CHRISTIAN BROTHERS | | FG | FGA | FT | FTA | REB | PF | TP | MIN | A | TO | BLK | S |
|---|---|---|---|---|---|---|---|---|---|---|---|---|---|---|
| 3 | AVERY, Chris | f | | | | | | - | | | | | | |
| 10 | MITCHELL, Archie | f | 1 | 3 | 2 | 2 | 3 | 0 | 4 | | 3 | | | |
| 13 | CONDON, Mike | c | | | | | | | | | | | | |
| 21 | MIDLICK, David | g | 10 | 14 | 3 | 3 | 2 | 0 | 23 | | 5 | | | |
| 22 | ARNOLD, Clint | g | 2 | 6 | 2 | 4 | 3 | 1 | 6 | | 1 | | 1 | |
| 24 | BAUM, Jason | | 5 | 8 | 2 | 2 | 2 | 2 | 12 | | 7 | | | 1 |
| 30 | LOOS, David | | | | | | | | | | | | | |
| 33 | MARTIN, Chris | | | | | | | | | | | | | |
| 35 | SHARLEY, Dan | | 0 | 0 | 0 | 0 | 0 | 1 | 0 | | | | | 1 |
| 43 | ROWAN, Brian | | 4 | 7 | 2 | 2 | 7 | 3 | 10 | | 1 | | 1 | |
| 44 | SPIVA, Jeff | | | | | | | | | | | | | |
| 52 | SPIVA, Ben | | 11 | 16 | 4 | 5 | 13 | 2 | 26 | | | | | 1 |
| | | | | | | | | | | | | | | |
| | | | | | | | | | | | | | | |
| | TEAM REBOUNDS (Included in Totals) | | | | | | 2 | | | | | | | |
| | TOTALS | | 33 | 54 | 15 | 18 | 32 | 9 | 81 | | 17 | 9 | 2 | 3 |

FG %: 1st Half 51.7 2nd Half 72.0 Game 57.4

FT %: 1st Half 100.0 2nd Half 80.0 Game 83.3

Deadball Rebounds 0

HOME:

| No. | GALLATIN | | FG | FGA | FT | FTA | REB | PF | TP | MIN | A | TO | BLK | S |
|---|---|---|---|---|---|---|---|---|---|---|---|---|---|---|
| 12 | McCOLLUM, Byron | f | 11 | 19 | 0 | 0 | 4 | 4 | 22 | | 1 | | 1 | 1 |
| 14 | COLEY, David | f | 1 | 6 | 1 | 2 | 1 | 0 | 3 | | 14 | | | 2 |
| 15 | SUTHERLAND, Darren | c | 0 | 0 | 0 | 0 | 1 | 0 | 0 | | | | | |
| 21 | BRINGARD, Steve | g | | | | | | | | | | | | |
| 22 | CLOUD, Darran | g | | | | | | | | | | | | |
| 23 | GREENWOOD, Bo | | 0 | 0 | 2 | 2 | 0 | 1 | 2 | | 1 | | | 1 |
| 24 | WILLIAMS, Tommy | | | | | | | | | | | | | |
| 25 | BALTURSHOT, Greg | | 6 | 10 | 0 | 0 | 2 | 2 | 12 | | 2 | | 1 | |
| 32 | BRINKLEY, Tony | | 7 | 10 | 0 | 0 | 5 | 5 | 14 | | 1 | | | 1 |
| 33 | DUNCAN, Timmy | | 2 | 5 | 0 | 0 | 1 | 0 | 4 | | 1 | | | |
| 34 | DUNCAN, Lamar | | 1 | 1 | 0 | 0 | 0 | 0 | 2 | | | | | |
| 44 | LEWIS, Corey | | 3 | 7 | 1 | 2 | 4 | 4 | 7 | | 2 | | | |
| | | | | | | | | | | | | | | |
| | | | | | | | | | | | | | | |
| | TEAM REBOUNDS (Included in Totals) | | | | | | 2 | | | | | | | |
| | TOTALS | | 31 | 58 | 4 | 6 | 20 | 16 | 66 | | 22 | 6 | 2 | 5 |

FG %: 1st Half 63.0 2nd Half 45.2 Game 53.5

FT %: 1st Half 66.7 2nd Half 0.0 Game 66.7

Deadball Rebounds 1

OFFICIALS: Kenneth Everett, Dan Friar

Technical Fouls:

Attendance

| SCORE BY PERIODS | 1st H. | 2nd H. | OT | OT | FINAL |
|---|---|---|---|---|---|
| CBHS | 17-16 | 23-25 | | | 81 |
| Gallatin | 24-14 | 12-16 | | | 66 |

Copyright 1984 National Collegiate Athletic Association

# 1986 Class AAA State Boys' Basketball Tournament

## March 19 - March 22, 1986 · Vanderbilt Memorial Gym - Nashville, TN

**Game 1**
Thu. Mar. 20 2:30 PM

| | |
|---|---|
| Riverdale (27-5) | 70 |
| Morristown West (30-4) | 68 |

**Game 2**
Thu. Mar. 20 5:45 PM

| | |
|---|---|
| Westwood (30-2) | 74 |
| Nashville Overton (25-7) | 68 |

**Game 3**
Thu. Mar. 20 7:30 PM

| | |
|---|---|
| Columbia (29-3) | 70 |
| Gallatin (25-7) | 58 |

**Game 4**
Thu. Mar. 20 9:15 PM

| | |
|---|---|
| Kirby (31-5) | 69 |
| Oak Ridge (23-10) | 38 |

**Game 5**
Fri. Mar. 21 7:30 PM

| | |
|---|---|
| Riverdale | 66 |
| Westwood | 73 |

**Game 6**
Fri. Mar. 21 9:15 PM

| | |
|---|---|
| Columbia | 55 |
| Kirby | 61 |

**Game 7**
Sat. Mar. 22 8:00 PM

| | |
|---|---|
| Westwood | 60 |
| Kirby | 59 |

**Westwood**
STATE CHAMPION

11

TSSAA State Tournament

# OFFICIAL NCAA BASKETBALL BOX SCORE

Date March 20, 1986 Site Memorial Gymnasium

VISITORS (Last Name, First)

| No. | Columbia Central | | FG | FGA | FT | FTA | REB | PF | TP | MIN | A | TO | BLK | S |
|---|---|---|---|---|---|---|---|---|---|---|---|---|---|---|
| 11 | Darryl Wilson | f | 5 | 9 | 1 | 2 | 1 | 0 | 11 | | | | | |
| 15 | Mike Hopkins | f | 4 | 5 | 0 | 0 | 5 | 3 | 8 | | | | | |
| 21 | Chris Baxter | c | 0 | 0 | 0 | 0 | 0 | 0 | 0 | | | | | |
| 23 | Darryl Crawford | g | 1 | 1 | 0 | 0 | 1 | 1 | 2 | | | | | |
| 25 | Chris Polk | g | 6 | 12 | 3 | 5 | 4 | 3 | 15 | | | | | |
| 31 | Ken Jones | | 0 | 0 | 0 | 0 | 0 | 0 | 0 | | | | | |
| 33 | Pete McBee | | 6 | 13 | 3 | 6 | 7 | 3 | 15 | | | | | |
| 41 | Sid Pierce | | 0 | 0 | 0 | 0 | 0 | 0 | 0 | | | | | |
| 42 | Larry Marks | | 9 | 18 | 1 | 2 | 13 | 2 | 19 | | | | | |
| 45 | Scott Henson | | 0 | 0 | 0 | 0 | 1 | 0 | 0 | | | | | |
| 51 | Tony Benderman | | 0 | 0 | 0 | 0 | 0 | 0 | 0 | | | | | |
| 53 | Eddie Wilkes | | 0 | 0 | 0 | 0 | 0 | 0 | 0 | | | | | |
| | | | 31 | 58 | 8 | 13 | | 12 | 70 | | | | | |
| | TEAM REBOUNDS (Included in Totals) | | | | | | 3 | | | | | | | |
| | TOTALS | | 31 | 58 | 8 | 13 | 35 | 12 | 70 | | | | | |

FG %: 1st Half 16-30 53.3 2nd Half 15-28 53.6 Game 53.4%

FT %: 1st Half 4-6 66.7 2nd Half ~~4-7~~ ~~57.1~~ 4-7 57.1 Game 61.5%

Deadball Rebounds 1

HOME

| No. | Gallatin | | FG | FGA | FT | FTA | REB | PF | TP | MIN | A | TO | BLK | S |
|---|---|---|---|---|---|---|---|---|---|---|---|---|---|---|
| 12 | Byron McCollum | f | 0 | 1 | 1 | 3 | 3 | 1 | 1 | | | | | |
| 14 | David Coley | f | 0 | 0 | 0 | 0 | 0 | 0 | 0 | | | | | |
| 15 | Richard Rayo | c | 0 | 0 | 0 | 0 | 0 | 0 | 0 | | | | | |
| 21 | Juan Gleaves | g | 1 | 6 | 0 | 0 | 2 | 0 | 2 | | | | | |
| 22 | Rusty Birdsong | g | 9 | 20 | 1 | 2 | 8 | 3 | 19 | | | | | |
| 23 | Steve Douglas | | 6 | 9 | 1 | 1 | 4 | 1 | 13 | | | | | |
| 24 | George Vinson | | 0 | 0 | 2 | 2 | 0 | 0 | 2 | | | | | |
| 25 | Travis Walker | | 7 | 14 | 1 | 3 | 5 | 2 | 15 | | | | | |
| 32 | Tony Brinkley | | 3 | 5 | 0 | 0 | 4 | 3 | 6 | | | | | |
| 33 | Corey Lewis | | 0 | 1 | 0 | 0 | 0 | 0 | 0 | | | | | |
| 34 | Tony Hassell | | 0 | 2 | 0 | 2 | 4 | 2 | 0 | | | | | |
| 44 | Timmy Duncan | | 0 | 1 | 0 | 0 | 1 | 0 | 0 | | | | | |
| | | | 26 | 59 | 6 | 13 | | 13 | 58 | | | | | |
| | TEAM REBOUNDS (Included in Totals) | | | | | | 4 | | | | | | | |
| | TOTALS | | 26 | 59 | 6 | 13 | 35 | 13 | 58 | | | | | |

FG %: 1st Half 12-31 38.7 2nd Half 14-28 50% Game 44.1 ~~44.1%~~

FT %: 1st Half 0-2 0.0 2nd Half 6-11 54.5% Game 46.2 ~~44.7%~~

Deadball Rebounds 1

OFFICIALS:

Technical Fouls: NONE

Attendance

Copyright 1984 National Collegiate Athletic Association

| SCORE BY PERIODS | 1st H. | 2nd H. | OT | OT | FINAL |
|---|---|---|---|---|---|
| Columbia Central | 10 | 26 | 13 | 21 | 70 |
| Gallatin | 8 | 16 | 20 | 14 | 58 |

# 1982 Class AAA State Boys' Basketball Tournament

## March 17 - March 20, 1982 · Murphy Center - MTSU - Murfreesboro, TN

**Game 1**
Thu. Mar. 18 3:00 PM

| | |
|---|---|
| Gallatin (24-6) | 60 |
| Bradley Central (25-9) | 59 |

**Game 2**
Thu. Mar. 18 6:00 PM

| | |
|---|---|
| Memphis Central (27-6) | 50 |
| Science Hill (30-4) | 44 |

**Game 3**
Thu. Mar. 18 7:30 PM

| | |
|---|---|
| Maplewood (29-5) | 90 |
| Oakland (20-8) | 59 |

**Game 4**
Thu. Mar. 18 9:00 PM

| | |
|---|---|
| Austin-East (32-3) | 68 |
| Memphis North Side (28-8) | 56 |

**Game 5**
Fri. Mar. 19 7:30 PM

| | |
|---|---|
| Gallatin | 49 |
| Memphis Central | 54 |

**Game 6**
Fri. Mar. 19 9:00 PM

| | |
|---|---|
| Maplewood | 76 |
| Austin-East | 80 |

**Game 7**
Sat. Mar. 20 9:00 PM

| | |
|---|---|
| Memphis Central | 53 |
| Austin-East | 49 |

**Memphis Central**

STATE CHAMPION

# OFFICIAL NCAA BASKETBALL BOX SCORE

Date 3-18-82 Site Murfreesboro, TN (MTS

VISITORS (Last Name, First)

| No. | Bradley County | | FG | FGA | FT | FTA | REB | PF | TP | A | TO | BLK | S | MI |
|---|---|---|---|---|---|---|---|---|---|---|---|---|---|---|
| 32 | Robert Goldston | f | 3 | 7 | 2 | 2 | 6 | 2 | 8 | 2 | 1 | 0 | 0 | |
| 44 | David Landrith | f | 8 | 14 | 0 | 0 | 8 | 3 | 16 | 2 | 3 | 0 | 1 | |
| 54 | Jim Aszman | c | 7 | 11 | 1 | 3 | 5 | 3 | 15 | 0 | 2 | 0 | 0 | |
| 12 | Ray Cox | g | 0 | 1 | 0 | 0 | 1 | 2 | 0 | 1 | 5 | 0 | 0 | |
| 24 | Mickey Stamblin | g | 3 | 9 | 0 | 4 | 2 | 0 | 6 | 4 | 3 | 0 | 0 | |
| 34 | Chris Guffey | | 4 | 5 | 2 | 2 | 5 | 1 | 10 | 1 | 1 | 0 | 0 | |
| 10 | Jacob Sanders | | 0 | 0 | 2 | 2 | 2 | 2 | 2 | 0 | 2 | 0 | 0 | |
| 42 | Phil Pippenger | | 1 | 2 | 0 | 0 | 1 | 1 | 2 | 0 | 0 | 0 | 0 | |
| 20 | Mark Whaley | | | | | | | | | | | | | |
| 12 | Steve Carrol | | | | | | | | | | | | | |
| 30 | Richie Hughes | | | | | | | | | | | | | |
| | TEAM REBOUNDS (Included in Totals) | | | | | | 5 | | | | | | | |
| | TOTALS | | 26 | 49 | 7 | 13 | 36 | 14 | 59 | 10 | 17 | 0 | 1 | |

FG %: 1st Half 15-31-48.4 2nd Half 11-18-61.1 Game 26-49-53.1

FT %: 1st Half 4-6-66.7 2nd Half 3-7-42.8 Game 7-13-53.8

Deadball Rebounds 1

HOME

| No. | Gallatin High | | FG | FGA | FT | FTA | REB | PF | TP | A | TO | BLK | S | MIN |
|---|---|---|---|---|---|---|---|---|---|---|---|---|---|---|
| 22 | Arnaz Perry | f | 4 | 8 | 2 | 2 | 3 | 4 | 10 | 1 | 1 | 0 | 0 | |
| 32 | Andrew Tunstill | f | 12 | 19 | 3 | 4 | 4 | 3 | 27 | 3 | 2 | 0 | 1 | |
| 24 | Tony Raye | f | 1 | 4 | 3 | 5 | 5 | 3 | 5 | 0 | 0 | 0 | 0 | |
| 12 | Theodore Kelsey | g | 8 | 14 | 0 | 1 | 1 | 1 | 16 | 1 | 3 | 0 | 0 | |
| 14 | Kevin Malone | g | 1 | 5 | 0 | 0 | 2 | 2 | 2 | 0 | 1 | 0 | 0 | |
| 44 | Rufus Clay | | 0 | 1 | 0 | 1 | 2 | 1 | 0 | 0 | 1 | 1 | 0 | |
| 35 | Mark Fischer | | | | | | | | | | | | | |
| 34 | Tony Jones | | | | | | | | | | | | | |
| 11 | Malcomb Branham | | | | | | | | | | | | | |
| 54 | Daryl Holt | | 0 | 0 | 0 | 0 | 0 | 0 | 0 | 0 | 1 | 0 | 1 | |
| 33 | Mike Strong | | | | | | | | | | | | | |
| 15 | Scott Webb | | | | | | | | | | | | | |
| | TEAM REBOUNDS (Included in Totals) | | | | | | 3 | | | | | | | |
| | TOTALS | | 26 | 51 | 8 | 13 | 20 | 14 | 60 | 5 | 9 | 1 | 2 | |

FG %: 1st Half 15-28-53.6 2nd Half 11-23-47.8 Game 26-51-50.9

FT %: 1st Half 0-2-.000 2nd Half 8-11-72.7 Game 8-13-61.5

Deadball Rebounds 2

OFFICIALS: Jerry Link, Jim Strange

Technical Fouls:

Attendance 1500

© by National Collegiate Athletic Association 1981

SCORE BY PERIODS

| | 1st Qtr | 2nd Qtr | 3rd Qtr | 4th Qtr | FINAL |
|---|---|---|---|---|---|
| Bradley Central | 16 | 18 | 12 | 13 | 59 |
| Gallatin | 18 | 12 | 15 | 15 | 60 |

9

National Collegiate Athletic Association

# QUICKIE BASKETBALL STATISTICS

First Half | Second Half | Final

(Circle one)

| | Bradley Central (Visitors) | Gallatin (Home) |
|---|---|---|
| Team: Score | 34 | 30 |
| Field Goals (Made/Att./Pct.) | 15-31-48.4 | 15-28-53.6 |
| Free Throws (Made/Att./Pct.) | 4-6-66.7 | 0-2-.000 |
| Rebounds | 22 | 11 |
| Fouls | 8 | 7 |
| Individual: Scoring Leaders | Landrith-12 | Kelsey-14 |
| | Aszman-8 | Tunstill-12 |
| Rebounding Leaders | Goldston-5 | Perry-2 |
| | Aszman-4 | Tunstill-2 |
| Three or More Fouls | | |

## Shot Chart

Team Bradley Central

Landrith - 12
Asman - 8
Goldston - 6
Guffey - 4
Pippenger - 2
Shamblin - 2

Layups

Turnovers

1
2
3
4
5
6
7
8
9
10
11
12
13
14
15

Team Gallatin

Kelsey - 14
Tunstill - 12
Malone - 2
Perry - 2

Layups

Copyright 1981 National Collegiate Athletic Association

# OFFICIAL NCAA BASKETBALL BOX SCORE

Date 3-19-82 Site Murfreesboro, TN.

VISITORS (Last Name, First)

| No. | Gallatin | | FG | FGA | FT | FTA | REB | PF | TP | A | TO | BLK | S | MIN |
|---|---|---|---|---|---|---|---|---|---|---|---|---|---|---|
| 22 | Arnaz Perry | f | 6 | 14 | 2 | 2 | 9 | 4 | 14 | 1 | 5 | 0 | 0 | |
| 32 | Andrew Turnstill | f | 7 | 17 | 1 | 2 | 7 | 4 | 15 | 3 | 1 | 0 | 1 | |
| 24 | Tony Raye | c | 4 | 5 | 0 | 0 | 9 | 2 | 8 | 0 | 1 | 1 | 1 | |
| 12 | Theodore Kelsey | g | 4 | 10 | 0 | 0 | 1 | 0 | 8 | 2 | 1 | 0 | 0 | |
| 14 | Kevin Malone | g | 2 | 5 | 0 | 0 | 2 | 1 | 4 | 0 | 0 | 0 | 0 | |
| 44 | Rufus Clay | | 0 | 1 | 0 | 0 | 2 | 0 | 0 | 0 | 0 | 0 | 0 | |
| 35 | Mark Fischer | | | | | | | | | | | | | |
| 34 | Tony Jones | | 0 | 0 | 0 | 0 | 0 | 0 | 0 | 1 | 0 | 0 | 0 | |
| 11 | Malcomb Branham | | | | | | | | | | | | | |
| 54 | Daryl Holt | | | | | | | | | | | | | |
| 33 | Mike Strong | | | | | | | | | | | | | |
| 15 | Scott Webb | | 0 | 0 | 0 | 0 | 0 | 0 | 0 | 0 | 1 | 0 | 0 | |
| | | | | | | | | | | | | | | |
| | | | | | | | | | | | | | | |
| | | | | | | | | | | | | | | |
| | TEAM REBOUNDS (Included in Totals) | | | | | | 2 | | | | | | | |
| | TOTALS | | 23 | 52 | 3 | 4 | 32 | 11 | 49 | 7 | 9 | 1 | 2 | |

FG %: 1st Half 13-25-52.0 2nd Half 10-27-37.0 Game 23-52-44.2

FT %: 1st Half 3-4-75.0 2nd Half 0-0-.000 Game 3-4-75.0

Deadball Rebounds 0

HOME

| No. | Memphis Central | | FG | FGA | FT | FTA | REB | PF | TP | A | TO | BLK | S | MIN |
|---|---|---|---|---|---|---|---|---|---|---|---|---|---|---|
| 32 | Thurman Denton | f | 4 | 7 | 0 | 0 | 4 | 2 | 8 | 0 | 3 | 0 | 0 | |
| 45 | Chris Ward | f | 4 | 7 | 0 | 0 | 5 | 0 | 8 | 0 | 0 | 0 | 0 | |
| 42 | Harvey Sykes | c | 2 | 4 | 0 | 0 | 1 | 2 | 4 | 0 | 0 | 1 | 0 | |
| 11 | Don Rubin | g | 5 | 13 | 2 | 3 | 2 | 0 | 12 | 1 | 0 | 0 | 1 | |
| 35 | Ben Hendriex | g | 5 | 11 | 3 | 5 | 3 | 0 | 13 | 2 | 1 | 0 | 0 | |
| 12 | Jeff Nelson | | 0 | 0 | 0 | 0 | 0 | 0 | 0 | 1 | 0 | 0 | 0 | |
| 14 | Cedric Brown | | | | | | | | | | | | | |
| 20 | Anthony Curtis | | | | | | | | | | | | | |
| 21 | Sylvester Smith | | 2 | 3 | 0 | 0 | 4 | 0 | 4 | 0 | 0 | 0 | 0 | |
| 25 | Jimmy Anderson | | 1 | 3 | 0 | 0 | 0 | 0 | 2 | 0 | 0 | 0 | 0 | |
| 44 | Reginald Gordon | | 1 | 2 | 1 | 2 | 4 | 1 | 3 | 0 | 1 | 0 | 2 | |
| | | | | | | | | | | | | | | |
| | | | | | | | | | | | | | | |
| | | | | | | | | | | | | | | |
| | TEAM REBOUNDS (Included in Totals) | | | | | | 5 | | | | | | | |
| | TOTALS | | 24 | 50 | 6 | 10 | 28 | 5 | 54 | 4 | 5 | 1 | 3 | |

FG %: 1st Half 16-31-51.6 2nd Half 8-19-42.1 Game 24-50-48.0

FT %: 1st Half 1-2-50.0 2nd Half 5-8-62.5 Game 6-10-60.0

Deadball Rebounds 0

OFFICIALS: Ray Asbury, Skip Jones

Technical Fouls:

Attendance 2500

©by National Collegiate Athletic Association 1981

| SCORE BY PERIODS | 1st H. | 2nd H. | 3rd | 4th | FINAL |
|---|---|---|---|---|---|
| Gallatin | 18 | 11 | 12 | 8 | 49 |
| Memphis Central | 20 | 13 | 8 | 13 | 54 |

17

National Collegiate Athletic Association

# QUICKIE BASKETBALL STATISTICS

First Half | Second Half | Final

(Circle one)

| | Gallatin<br>Visitors | Memphis Central<br>Home |
|---|---|---|
| Team: Score | 29 | 33 |
| Field Goals (Made/Att./Pct.) | 13-25-52.0 | 16-31-51.6 |
| Free Throws (Made/Att./Pct.) | 3-4-75.0 | 1-2-50.0 |
| Rebounds | 15 | 14 |
| Fouls | 2 | 4 |

| | | |
|---|---|---|
| Individual: Scoring Leaders | Tunstill-9 | Hendriex-9 |
| Rebounding Leaders | Raye-5 | Smith-4 |
| | Perry-4 | |
| | Tunstill-4 | |
| Three or More Fouls | | |

## Shot Chart

Team Gallatin

Team Memphis Central

Layups

Tunstill-9
Perry-8
Kelsey-4
Malone-4
Raye-4

Turnovers

1
2
3
4
5
6
7
8
9
10
11
12
13
14
15

Hendriex-9
Rubin-6
Denton-6
Sykes-4
Ward-4
Smith-4

Layups

Copyright 1981 National Collegiate Athletic Association

# 1973 Large Class State Boys' Basketball Tournament

## March 14 - March 17, 1973 · Stokely Athletic Center - UT Knoxville - Knoxville, TN

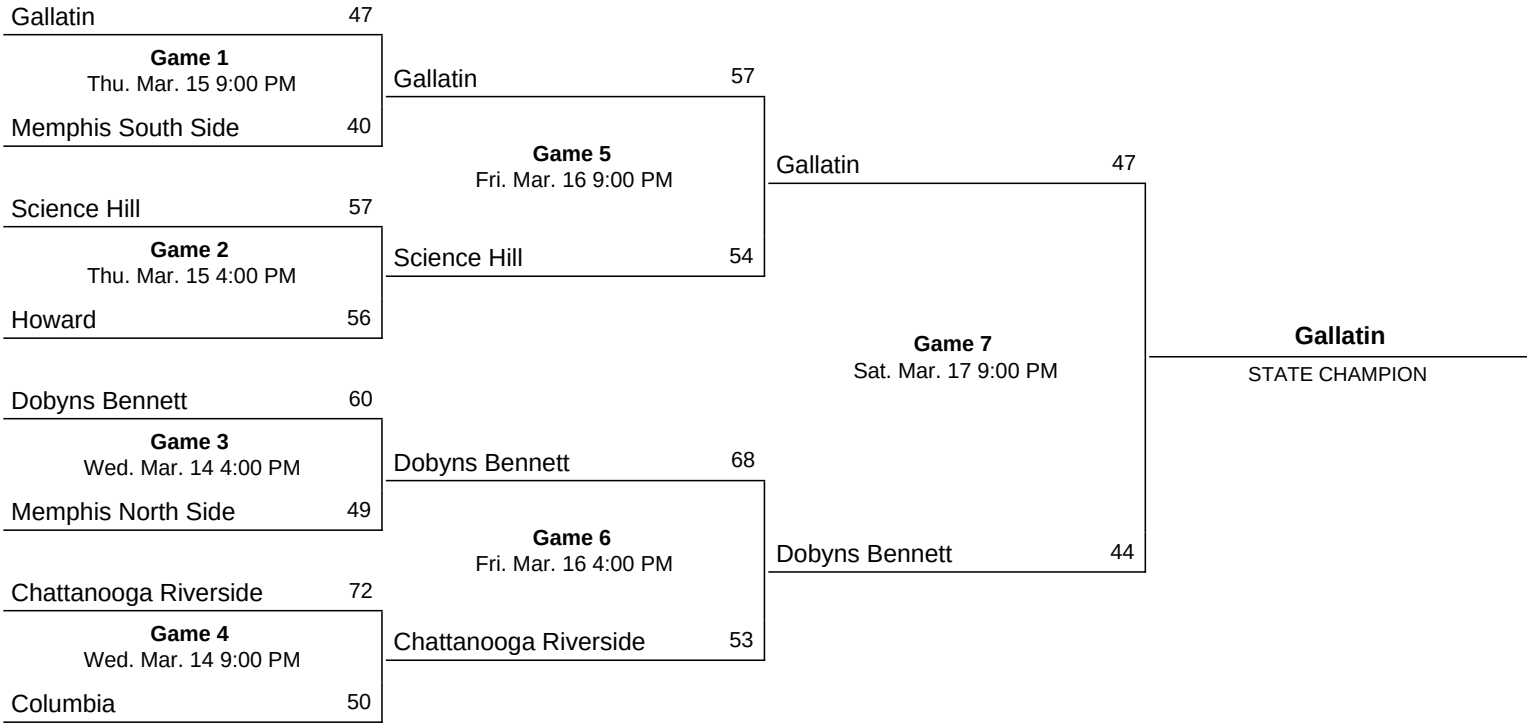

UNIVERSITY OF TENNESSEE
SPORTS PUBLICITY

State Tournament
Game #8 - Class (L)

DATE: March 15, 1973

Turnovers
SS - 19
Gal - 11

ATTENDANCE: 2,546

POINTS SCORED EACH PERIOD

| | First Half | | Second Half | | EP | EP | Final |
|---|---|---|---|---|---|---|---|
| South-Side | 7 | 12 | 7 | 14 | | | 40 |
| Gallatin | 13 | 4 | 14 | 16 | | | 47 |

| TEAM | FIELD GOALS | | | FREE THROWS | | | REBOUNDS | PER. FOULS | ASSTS. | TOTAL POINTS |
|---|---|---|---|---|---|---|---|---|---|---|
| Memphis South Side | MADE | ATT. | PER-CENT | MADE | ATT. | PER-CENT | | | | |
| C. Walton | 2 | 3 | | 2 | 4 | | 2 | 0 | | 6 |
| D. Walton | 3 | 12 | | 1 | 2 | | 8 | 4 | | 7 |
| Means | 5 | 9 | | 0 | 0 | | 8 | 3 | | 10 |
| Woods | 6 | 11 | | 3 | 4 | | 9 | 2 | | 13 |
| Grahm | 1 | 6 | | 0 | 0 | | 1 | 0 | | 2 |
| Zollicoffer | 1 | 3 | | 0 | 0 | | 1 | 0 | | 2 |
| Holliman | 0 | 2 | | 0 | 0 | | 1 | 0 | | 0 |
| Smith | 0 | 0 | | 0 | 0 | | 1 | 0 | | 0 |
| Saulisbury | 0 | 2 | | 0 | 0 | | 1 | 0 | | 0 |
| ~~Team~~ | | | | | | | | | | |
| | | | | | | | | | | |
| | | | | | | | | | | |
| | | | | | | | | | | |
| | | | | | | | | | | |
| Team | | | | | | | 5 | | | |
| TOTALS | 17 | 48 | 35.4 | 6 | 10 | 60.0 | 36 | 9 | | 40 |

| TEAM | FIELD GOALS | | | FREE THROWS | | | REBOUNDS | PER. FOULS | ASSTS. | TOTAL POINTS |
|---|---|---|---|---|---|---|---|---|---|---|
| Gallatin | MADE | ATT. | PER-CENT | MADE | ATT. | PER-CENT | | | | |
| Harris | 2 | 9 | | 1 | 2 | | 6 | 3 | | 5 |
| Ligon | 6 | 15 | | 2 | 2 | | 8 | 1 | | 14 |
| Williams | 7 | 9 | | 1 | 3 | | 0 | 3 | | 15 |
| Bennett | 3 | 8 | | 0 | 0 | | 7 | 0 | | 6 |
| Smith | 0 | 1 | | 0 | 0 | | 1 | 0 | | 0 |
| Stewart | 3 | 6 | | 1 | 2 | | 5 | 2 | | 7 |
| Chumbley | 0 | 0 | | 0 | 0 | | 0 | 0 | | 0 |
| Williams | 0 | 2 | | 0 | 0 | | 1 | 0 | | 0 |
| Ray | 0 | 0 | | 0 | 0 | | 0 | 0 | | 0 |
| ~~Team~~ | | | | | | | | | | |
| | | | | | | | | | | |
| | | | | | | | | | | |
| | | | | | | | | | | |
| | | | | | | | | | | |
| Team | | | | | | | 4 | | | |
| TOTALS | 21 | 50 | 42.0 | 5 | 9 | 55.6 | 32 | 9 | | 47 |

UNIVERSITY OF TENNESSEE
SPORTS PUBLICITY

State Tournament Game #12
Class L Semi-Finals

DATE: March 16, 1973

ATTENDANCE: 5,370

Turnovers
Gal - 11
JC - 11

POINTS SCORED EACH PERIOD

| | First Half | | Second Half | | EP | EP | Final |
|---|---|---|---|---|---|---|---|
| Gallatin ~~TENNESSEE~~ | 8 | 20 | 14 | 15 | | | 57 |
| Johnson City | 12 | 8 | 19 | 15 | | | 54 |

| TEAM Gallatin | FIELD GOALS MADE | FIELD GOALS ATT. | FIELD GOALS PER-CENT | FREE THROWS MADE | FREE THROWS ATT. | FREE THROWS PER-CENT | RE-BOUNDS | PER. FOULS | ASSTS. | TOTAL POINTS |
|---|---|---|---|---|---|---|---|---|---|---|
| Ligon | 4 | 10 | | 0 | 0 | | 10 | 4 | | 8 |
| Harris | 4 | 15 | | 1 | 3 | | 7 | 2 | | 9 |
| A. Williams | 4 | 8 | | 6 | 8 | | 7 | 3 | | 14 |
| Bennett | 8 | 15 | | 0 | 0 | | 5 | 1 | | 16 |
| Smith | 1 | 3 | | 0 | 0 | | 0 | 1 | | 2 |
| Stewart | 4 | 13 | | 0 | 4 | | 7 | 4 | | 8 |
| Chumbley | 0 | 0 | | 0 | 0 | | 0 | 0 | | 0 |
| ~~D. Williams~~ | | | | | | | | | | |
| ~~Ray~~ | | | | | | | | | | |
| ~~Bass~~ | | | | | | | | | | |
| | | | | | | | | | | |
| | | | | | | | | | | |
| | | | | | | | | | | |
| Team | | | | | | | | | | |
| | | | | | | | 9 | | | |
| TOTALS | 25 | 64 | 39.1 | 7 | 15 | 46.7 | 45 | 15 | | 57 |

| TEAM Johnson City Science Hill | FIELD GOALS MADE | FIELD GOALS ATT. | FIELD GOALS PER-CENT | FREE THROWS MADE | FREE THROWS ATT. | FREE THROWS PER-CENT | RE-BOUNDS | PER. FOULS | ASSTS. | TOTAL POINTS |
|---|---|---|---|---|---|---|---|---|---|---|
| Kiser | 3 | 14 | | 4 | 4 | | 5 | 4 | | 10 |
| G. Simpson | 2 | 10 | | 1 | 2 | | 2 | 4 | | 5 |
| ~~Bass~~ FAW | 6 | 14 | | 1 | 1 | | 12 | 3 | | 13 |
| Stuart | 6 | 13 | | 6 | 9 | | 12 | 3 | | 18 |
| S. Simpson | 4 | 6 | | 0 | 2 | | 6 | 4 | | 8 |
| Vaughn | 0 | 2 | | 0 | 0 | | 1 | 0 | | 0 |
| Crawford | 0 | 0 | | 0 | 0 | | 0 | 0 | | 0 |
| ~~Vance~~ | | | | | | | | | | |
| ~~Bruitt~~ | | | | | | | | | | |
| ~~Lyons~~ | | | | | | | | | | |
| | | | | | | | | | | |
| | | | | | | | | | | |
| | | | | | | | | | | |
| | | | | | | | | | | |
| Team | | | | | | | 8 | | | |
| TOTALS | 21 | 59 | 35.6 | 12 | 18 | 66.7 | 46 | 18 | | 54 |

Joe Mack Caldwell and Charles McCormell

Gallatin (47) — Harris 9, Ligon 14, Williams 7, Bennett 2, Smith 0, Stewart 14, Chumbley 1.

Kingsport (44) — Johnson 16, Releford 7, Jones 0, Winegar 6, Brown 13, Brixley 13, Delaney 2.

Halftime: Kingsport 29-20.

## ALL-TOURNAMENT

Class L — Tyree Ligon, Gallatin; Charlie Stuart, Johnson City; Carter Johnson, Kingsport; Anthony Roberts, Riverside; Skip Brown, Kingsport, MVP.

# 1921 Tennessean State Prep and High School Boys' Basketball Tournament

## March 11 - March 12, 1921

### First Round

Hume-Fogg 15
**Game 1**
Fri. Mar. 11 4:00 PM
Castle Heights 8

Williams (Gallatin) 20
**Game 2**
Fri. Mar. 11 5:00 PM
Livingston Academy 5

Chattanooga Central 21
**Game 3**
Fri. Mar. 11 3:00 PM
Columbia 15

Barren Plains 2
Forfeit
**Game 4**
Fri. Mar. 11 2:00 PM
Knoxville High 0

MBA 31
**Game 5**
Fri. Mar. 11 10:00 AM
Morgan 13

Cumberland Prep 14
**Game 6**
Fri. Mar. 11 9:00 AM
Winchester 13

Forrest 2
Forfeit
**Game 7**
Fri. Mar. 11 12:00 PM
Jackson 0

Peabody 17
**Game 8**
Fri. Mar. 11 11:00 AM
Nashville Central 5

### Quarterfinals

Hume-Fogg 31
**Game 9**
Fri. Mar. 11 10:00 PM
Williams (Gallatin) 9

Chattanooga Central 28
**Game 10**
Fri. Mar. 11 9:00 PM
Barren Plains 14

MBA 21
**Game 11**
Fri. Mar. 11 7:00 PM
Cumberland Prep 12

Forrest 16
**Game 12**
Fri. Mar. 11 8:00 PM
Peabody 15

### Semifinals

Hume-Fogg 24
**Game 13**
Sat. Mar. 12 3:00 PM
Chattanooga Central 18

MBA 23
**Game 14**
Sat. Mar. 12 2:00 PM
Forrest 8

### Championship

Hume-Fogg 24
**Game 15**
Sat. Mar. 12 8:30 PM
MBA 22

**Hume-Fogg**
STATE CHAMPION

H.-F. Position. Williams.
Petty, Walker,
Reeves .....F..... Buttrey (C.)
Diamond .....F..... Richardson
Coverdale,
Costello .....C..... Seay
Perkins (C.).....G..... Ford
Allen, Richter.....G..... Keene
Referee — Cunningham. Timers — Brown and Welch. Scorer—Sharpe. Field goals—Petty 6, Coverdale 4, Perkins 4, Ford 1. Fouls—Richardson 7, Diamond 3.