Battle Ground Academy
Football
Franklin, TN

POSTSEASON HISTORY REPORT

GENERATED APRIL 25, 2024

Summary

Championship Record: 43-24
Appearances (29): 2023, 2021, 2020, 2019, 2018, 2017, 2016, 2015, 2014, 2013, 2012, 2011, 2010, 2009, 2008, 2003, 2002, 2001, 2000, 1999, 1998, 1997, 1996, 1995, 1994, 1993, 1992, 1991, 1985
Finals Appearances/Runners-up (10): 1966, 1992, 1995, 1997, 1998, 2001, 2002, 2003, 2014, 2018
Championships (6): 2003, 2001, 1998, 1997, 1995, 1966

Finals Appearances

Year	Class	Award	Detail
1966		Team Champions (Litkenhous or Litratings)	
1992	Class A	Team Runner-Up	
1995	Class 1A	Team Champions	
1997	DII Small	Team Champions	
1998	Division II A	Team Champions	
2001	Division II AA	Team Champions	(9-4)
2002	Division II AA	Team Runner-Up	(9-4)
2003	Division II AA	Team Champions	(10-3)
2014	Division II A	Team Runner-Up	(10-3)
2018	Division II AA	Team Runner-Up	(11-3)

Awards

Year	Award	Name	Class
1997	American General Mr. Football Back of the Year	Troy Fleming	Division II A
1997	American General Mr. Football Lineman of the Year	John Phillips	Division II A
1998	American General Mr. Football Back of the Year	Troy Fleming	Division II A
1998	American General Mr. Football Lineman of the Year	Avery Fleming	Division II A
2003	American General Mr. Football Back of the Year	Ryan Karl	Div II A/AA
2014	Tennessee Titans Mr. Football Back of the Year	Clay Beathard	Division II A

2023 Division II Class AA State Football Playoffs

November 3 - November 30, 2023

First Round

Game 101 — Fri. Nov. 3 7:00 PM
- W #1 Lausanne (8-1) 41
- M #5 BGA (5-5) 13

Game 102 — Fri. Nov. 3 7:00 PM
- M #3 Davidson Academy (8-2) 49
- E #4 Chattanooga Christian (6-4) 27

Game 103 — Fri. Nov. 3 7:00 PM
- E #1 Boyd Buchanan (10-0) 49
- M #6 Goodpasture (3-7) 20

Game 104 — Fri. Nov. 3 7:00 PM
- W #2 Northpoint Christian (7-3) 49
- M #4 Pope John Paul (3-7) 24

Game 105 — Fri. Nov. 3 7:00 PM
- M #1 CPA (9-1) 42
- E #6 CAK (4-6) 6

Game 106 — Fri. Nov. 3 7:00 PM
- W #3 USJ (6-4) 34
- E #3 Lakeway Christian (5-4) 21

Game 107 — Fri. Nov. 3 7:00 PM
- M #2 FRA (9-1) 35
- E #5 Silverdale (4-6) 6

Game 108 — Fri. Nov. 3 7:00 PM
- E #2 Knoxville Webb (9-1) 34
- W #4 ECS (4-6) 7

Quarterfinals

Game 201 — Fri. Nov. 10 7:00 PM
- Lausanne 35
- Davidson Academy 36

Game 202 — Fri. Nov. 10 7:00 PM
- Boyd Buchanan 28
- Northpoint Christian 3

Game 203 — Fri. Nov. 10 7:00 PM
- CPA 48
- USJ 11

Game 204 — Fri. Nov. 10 7:00 PM
- FRA 50
- Knoxville Webb 15

Semifinals

Game 301 — Fri. Nov. 17 7:00 PM
- Davidson Academy 24
- Boyd Buchanan 36

Game 302 — Fri. Nov. 17 7:00 PM
- CPA 37
- FRA 16

Championship

Game 401 — Thu. Nov. 30 11:00 AM, Finley Stadium
- Boyd Buchanan 13
- CPA 35

CPA
STATE CHAMPION

Notes:
All times are local time. The higher seeded team will host through the Semifinal Round. If two teams are the same seed, the top team will host.

2021 Division II Class AA State Football Playoffs

November 5 - December 2, 2021

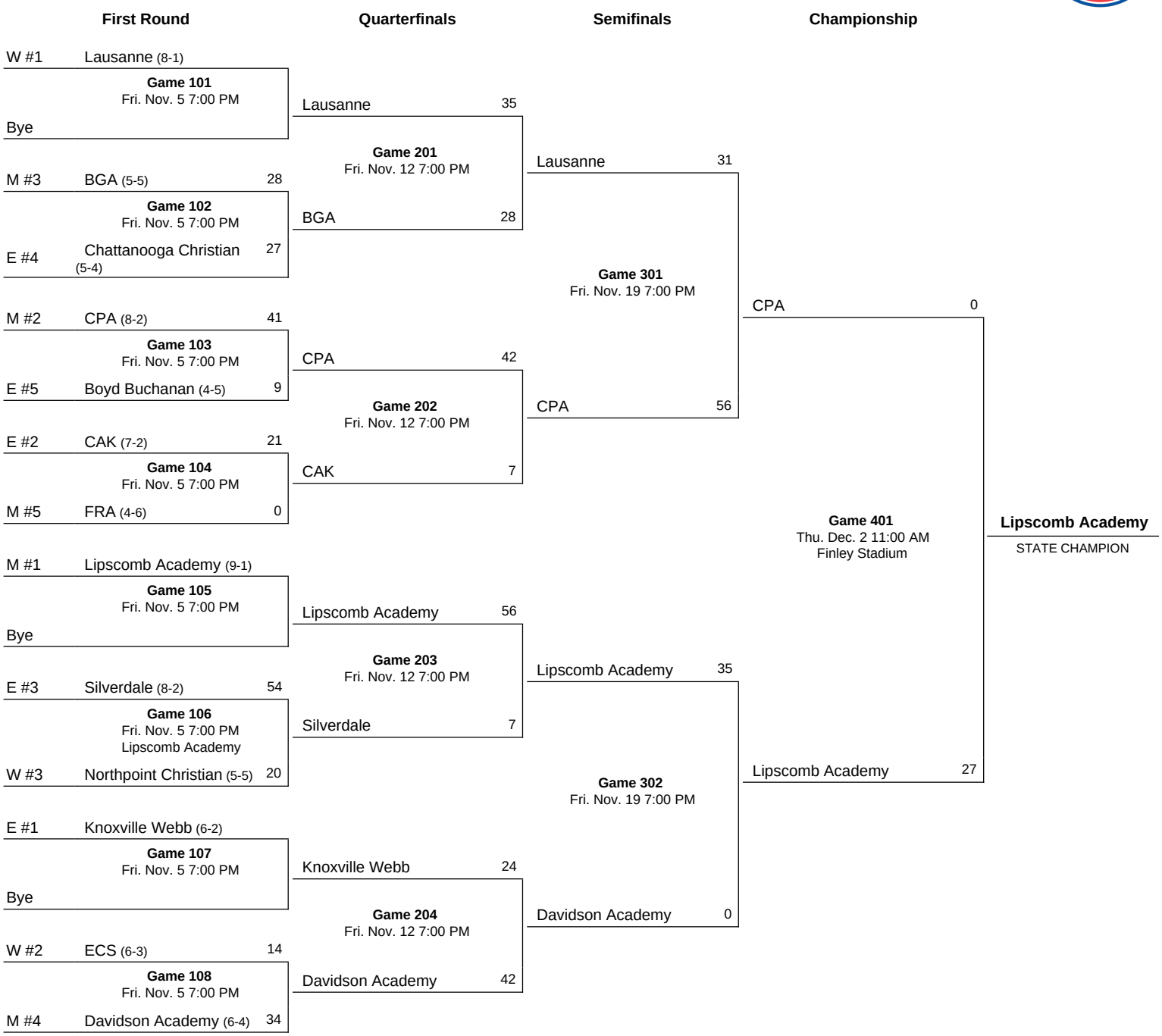

Notes:
All times are local time. In the First Round, the neutral site for the #3 East team vs. #3 West team will be determined prior to the start of the season. If the #2 Middle and #2 East teams meet in the Quarterfinals, the #2 Middle team will host. If the #1 Middle and #1 East teams meet in the Semifinals, the #1 Middle team will host.

2020 Division II Class AA State Football Playoffs

November 6 - December 3, 2020

Notes:
All times are local time. The higher seed will host. If the #1 West and #1 Middle teams meet in the semifinals, the #1 West team will host. If #2 Middle and #2 East meet in the quarterfinals, #2 Middle will host.

2019 Division II Class AA State Football Playoffs

November 8 - December 5, 2019

First Round

E #1 Knoxville Grace (8-2) 35
Game 101
Fri. Nov. 8 7:00 PM
M #5 Goodpasture (4-6) 20

M #4 Lipscomb Academy (5-5) 41
Game 102
Fri. Nov. 8 7:00 PM
E #3 Boyd Buchanan (8-2) 27

M #1 CPA (4-6) 35
Game 103
Fri. Nov. 8 7:00 PM
E #5 Knoxville Webb (3-6) 0

E #2 Chattanooga Christian (6-3) 42
Game 104
Fri. Nov. 8 7:00 PM
E #4 CAK (8-2) 10

W #1 ECS (9-1) 45
Game 105
Fri. Nov. 8 7:00 PM
W #6 Harding Academy (2-8) 7

M #3 BGA (7-3) 49
Game 106
Fri. Nov. 8 7:00 PM
W #3 FACS (5-5) 6

M #2 FRA (7-3) 48
Game 107
Fri. Nov. 8 7:00 PM
W #5 Northpoint Christian (3-7) 12

W #2 Lausanne (5-4) 19
Game 108
Fri. Nov. 8 7:00 PM
W #4 St. George's (4-6) 17

Quarterfinals

Knoxville Grace 21
Game 201
Fri. Nov. 15 7:00 PM
Lipscomb Academy 45

CPA 35
Game 202
Fri. Nov. 15 7:00 PM
Chattanooga Christian 14

ECS 13
Game 203
Fri. Nov. 15 7:00 PM
BGA 9

FRA 21
Game 204
Fri. Nov. 15 7:00 PM
Lausanne 42

Semifinals

Lipscomb Academy 7
Game 301
Fri. Nov. 22 7:00 PM
CPA 24

ECS 45
Game 302
Fri. Nov. 22 7:00 PM
Lausanne 24

Championship

CPA 14
Game 401
Thu. Dec. 5 3:00 PM
TN Tech Univ.
ECS 17

ECS
STATE CHAMPION

Notes:
All times are local time. The higher seed will host. If the #1 East and #1 Middle teams meet in the semifinals, the Middle #1 will host. If #2 Middle and #2 West meet in the quarterfinals, #2 West will host.

2018 Division II Class AA State Football Playoffs

November 2 - November 30, 2018

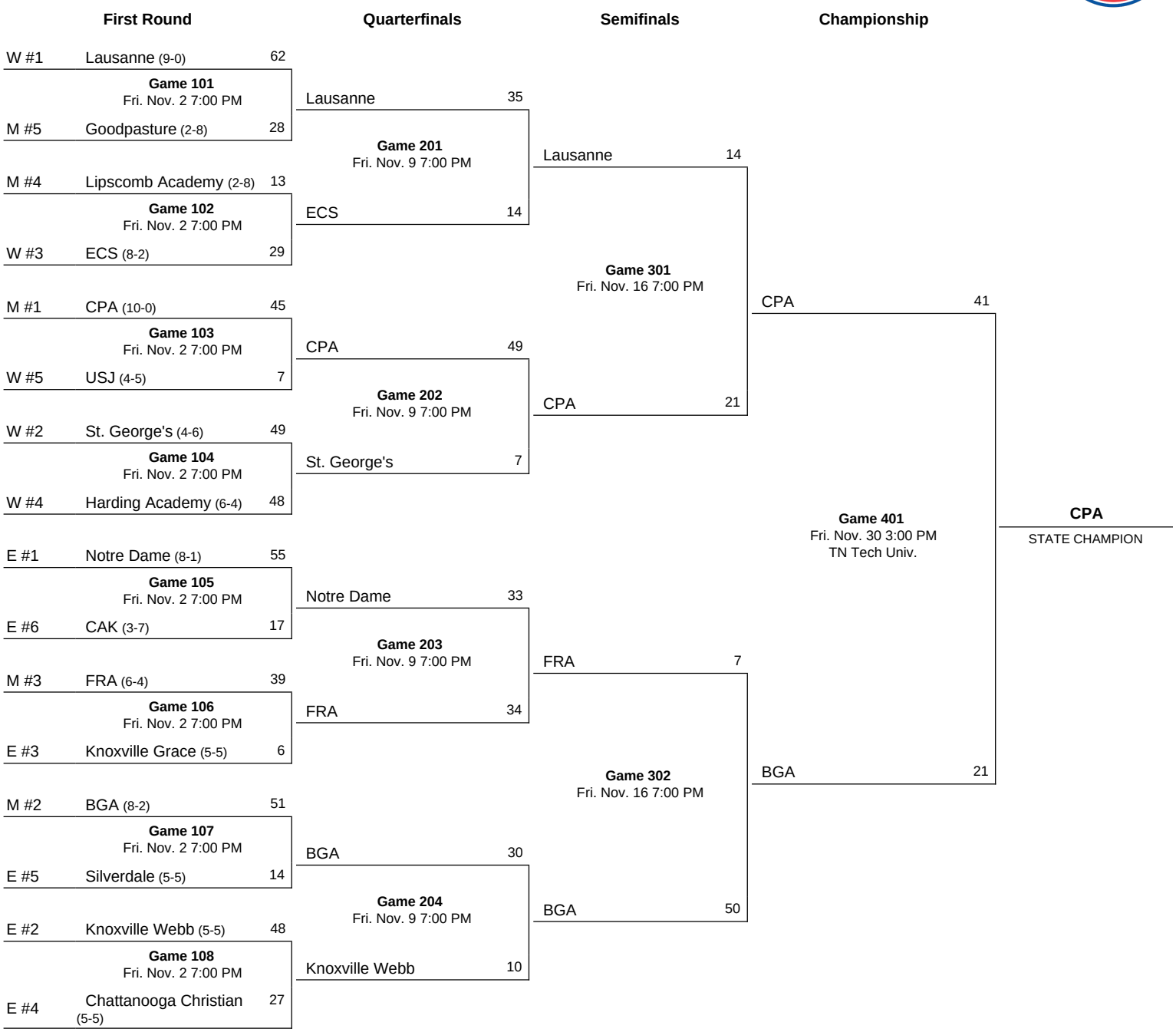

Notes:
All times are local time. The higher seed will host. If #1 West and #1 Middle meet in the semifinals, #1 Middle will host. If #2 Middle and #2 East meet in the quarterfinals, #2 East will host.

Scoring Summary (Final)
2018 TSSAA Blue Cross Bowl
CPA vs BGA (Nov 30, 2018 at Cookeville, Tenn.)

CPA (14-0) vs. BGA (11-3)
Date: Nov 30, 2018 • Site: Cookeville, Tenn. • Stadium: Tucker Stadium
Attendance:

Score by Quarters	1	2	3	4	Total
CPA	7	21	6	7	41
BGA	0	0	7	14	21

Qtr	Time	Scoring Play	V-H
1st	04:25	CPA - Patterson, Kane 8 yd run (Stubblefield kick), 12-59 5:22	7 - 0
2nd	08:49	CPA - McCormick, B. 17 yd pass from Eledge, Ryan (Stubblefield kick), 4-52 1:14	14 - 0
	02:18	CPA - McCormick, B. 11 yd pass from Eledge, Ryan (Stubblefield kick), 10-54 3:23	21 - 0
	00:01	CPA - Cooper, Dean 16 yd pass from Eledge, Ryan (Stubblefield kick), 8-68 1:44	28 - 0
3rd	06:32	BGA - Reed, Tiy 84 yd pass from Semptimphelter (Sauder, Jack kick), 2-84 0:19	28 - 7
	03:56	CPA - Patterson, Kane 57 yd run (Stubblefield kick failed), 6-83 2:36	34 - 7
4th	08:48	BGA - Hollis, Garnett 7 yd pass from Semptimphelter (Sauder, Jack kick), 16-79 7:08	34 - 14
	07:55	CPA - Whitely, Andrew 40 yd run (Whatton, Foster kick), 2-46 0:53	41 - 14
	02:06	BGA - Bennett, Chico 58 yd pass from Semptimphelter (Sauder, Jack kick), 3-67 0:49	41 - 21

Kickoff time: 3:00 pm • End of Game: 5:43 pm • Total elapsed time: 2:36
Officials: Referee: Gary Kennedy; Umpire: Chris Borum; Linesman: Scott Carver;
Line judge: Jack Price; Back judge: Bradley Allen; Field judge: Joshua Orrick;
Side judge: Brian Paul; Center judge: Robbins/Harris;
Temperature: 60 • Wind: SW5-10 • Weather: Intermittent Showers
Most Valuable Player: Kane Patterson, CPA

Team Statistics (Final)
2018 TSSAA Blue Cross Bowl
CPA vs BGA (Nov 30, 2018 at Cookeville, Tenn.)

	CPA	BGA
FIRST DOWNS	22	15
Rushing	13	6
Passing	9	7
Penalty	0	2
NET YARDS RUSHING	356	118
Rushing Attempts	50	23
Average Per Rush	7.1	5.1
Rushing Touchdowns	3	0
Yards Gained Rushing	361	123
Yards Lost Rushing	5	5
NET YARDS PASSING	152	277
Completions-Attempts-Int	10-18-0	21-34-2
Average Per Attempt	8.4	8.1
Average Per Completion	15.2	13.2
Passing Touchdowns	3	3
TOTAL OFFENSE YARDS	508	395
Total offense plays	68	57
Average Gain Per Play	7.5	6.9
Fumbles: Number-Lost	0-0	0-0
Penalties: Number-Yards	10-86	5-35
PUNTS-YARDS	2-43	2-39
Average Yards Per Punt	21.5	19.5
Net Yards Per Punt	21.5	19.5
Inside 20	1	0
50+ Yards	0	0
Touchbacks	0	0
Fair catch	0	0
KICKOFFS-YARDS	6-316	2-100
Average Yards Per Kickoff	52.7	50.0
Net Yards Per Kickoff	39.3	33.5
Touchbacks	2	1
Fair Catch Yards	0	0
Punt returns: Number-Yards-TD	0-0-0	0-0-0
Average Per Return	0.0	0.0
Kickoff returns: Number-Yds-TD	1-13-0	3-40-0
Average Per Return	13.0	13.3
Interceptions: Number-Yds-TD	2-23-0	0-0-0
Fumble Returns: Number-Yds-TD	0-0-0	0-0-0
Miscellaneous Yards	0	0
Possession Time	27:42	20:18
1st Quarter	8:58	3:02
2nd Quarter	6:21	5:39
3rd Quarter	7:45	4:15
4th Quarter	4:38	7:22
Third-Down Conversions	9 of 13	6 of 12
Fourth-Down Conversions	0 of 1	1 of 3
Red-Zone Scores-Chances	4-5	1-1
Touchdowns	4-5	1-1
Field goals	0-5	0-1
Sacks By: Number-Yards	0-0	0-0
PAT Kicks	5-6	3-3
Field Goals	0-1	0-0
Points off turnovers	7	0

Individual Statistics (Final)
2018 TSSAA Blue Cross Bowl
CPA vs BGA (Nov 30, 2018 at Cookeville, Tenn.)

CPA

Rushing	No.	Gain	Loss	Net	TD	Lg	Avg
Madden, Andrew	20	135	0	135	0	41	6.8
Patterson, Kane	13	110	0	110	2	57	8.5
Reid, Tyler	5	47	0	47	0	22	9.4
Whitely, Andrew	3	43	2	41	1	40	13.7
Eledge, Ryan	3	19	0	19	0	8	6.3
Stewart, Ethan	5	7	2	5	0	5	1.0
Henderson, Noah	1	0	1	-1	0	0	-1.0
Totals	50	361	5	356	3	57	7.1

Passing	C-A-I	Yds	TD	Long	Sack
Eledge, Ryan	10-17-0	152	3	44	0
TEAM	0-1-0	0	0	0	0
Totals	10-18-0	152	3	44	0

Receiving	No.	Yards	TD	Long
McCormick, B.	3	42	2	17
Cooper, Dean	2	31	1	16
Patterson, Kane	2	15	0	11
Henderson, Noah	1	44	0	44
Madden, Andrew	1	12	0	12
Nabors, Brett	1	8	0	8
Totals	10	152	3	44

Punting	No.	Yds	Avg	Long	In20	TB
Ellis, Sam	1	20	20.0	20	0	0
Eledge, Ryan	1	23	23.0	23	1	0
Totals	2	43	21.5	23	1	0

	Punt			Kickoff			Intercept		
Returns	No	Yds	Lg	No	Yds	Lg	No	Yds	Lg
Nabors, Brett	0	0	0	1	13	13	0	0	0
Ritchie, J.	0	0	0	0	0	0	1	0	0
Whitely, Andrew	0	0	0	0	0	0	1	23	23
Totals	0	0	0	1	13	13	2	23	23

Field goals	Qtr	Time	Dist	Result
Stubblefield	1st	00:00	23 yards	Missed

Kickoffs	No.	Yards	Avg	TB	OB
Stubblefield	6	316	52.7	2	1

All-purpose	Run	Rcv	KR	PR	IR	Total
Madden, Andrew	135	12	0	0	0	147
Patterson, Kane	110	15	0	0	0	125
Whitely, Andrew	41	0	0	0	23	64
Reid, Tyler	47	0	0	0	0	47

FUMBLES: CPA-None. BGA-None.

BGA

Rushing	No.	Gain	Loss	Net	TD	Lg	Avg
Bennett, B.	11	67	3	64	0	19	5.8
Seay, Kaleb	6	25	0	25	0	15	4.2
Semptimphelter	5	26	2	24	0	11	4.8
Stevens, Tony	1	5	0	5	0	5	5.0
Totals	23	123	5	118	0	19	5.1

Passing	C-A-I	Yds	TD	Long	Sack
Semptimphelter	21-34-2	277	3	84	0
Totals	21-34-2	277	3	84	0

Receiving	No.	Yards	TD	Long
Bennett, Chico	6	102	1	58
Reed, Tiy	5	120	1	84
Stevens, Tony	4	26	0	10
Hollis, Garnett	3	25	1	11
Bennett, B.	2	7	0	5
Seay, Kaleb	1	-3	0	0
Totals	21	277	3	84

Punting	No.	Yds	Avg	Long	In20	TB
Byram, Max	2	39	19.5	29	0	0
Totals	2	39	19.5	29	0	0

	Punt			Kickoff			Intercept		
Returns	No	Yds	Lg	No	Yds	Lg	No	Yds	Lg
Reed, Tiy	0	0	0	3	40	19	0	0	0
Totals	0	0	0	3	40	19	0	0	0

Field goals	Qtr	Time	Dist	Result

Kickoffs	No.	Yards	Avg	TB	OB
Sauder, Jack	2	100	50.0	1	0

All-purpose	Run	Rcv	KR	PR	IR	Total
Reed, Tiy	0	120	40	0	0	160
Bennett, Chico	0	102	0	0	0	102
Bennett, B.	64	7	0	0	0	71
Stevens, Tony	5	26	0	0	0	31

Defensive Statistics (Final)
2018 TSSAA Blue Cross Bowl
CPA vs BGA (Nov 30, 2018 at Cookeville, Tenn.)

#	CPA	Solo	Ast	Total	Sacks-Yds	TFL-Yds	FF	FR-Yds	Int-Yds	BrUp	Blks	QBH
4	Patterson, Kane	3	4	5.0	-	1.0-3	-	-	-	-	-	-
11	Stout, McNeill	3	2	4.0	-	-	-	-	-	1	-	1
9	West, Sam	3	1	3.5	-	-	-	-	-	-	-	-
17	McCormick, B.	1	4	3.0	-	1.0-2	-	-	-	-	-	-
26	Trapnell, Payne	2	1	2.5	-	-	-	-	-	-	-	-
34	Whitely, Andrew	2	1	2.5	-	-	-	-	1-23	-	-	-
8	Horne, William	1	2	2.0	-	1.0-3	-	-	-	-	-	-
14	Ellis, Sam	1	2	2.0	-	-	-	-	-	-	-	-
72	Leonard, Sam	0	4	2.0	-	-	-	-	-	-	-	-
24	Ritchie, J.	1	1	1.5	-	-	-	-	1-0	1	-	-
40	Whatton, Foster	1	1	1.5	-	-	-	-	-	-	-	-
22	Smith, Barrett	0	3	1.5	-	-	-	-	-	-	-	-
42	Reynolds, Cade	1	0	1.0	-	-	-	-	-	-	-	-
33	Smitherman, Z.	1	0	1.0	-	-	-	-	-	-	-	-
28	Lawrence, Sam	1	0	1.0	-	-	-	-	-	-	-	-
20	Williford, Cade	1	0	1.0	-	-	-	-	-	-	-	-
25	Henderson, Noah	1	0	1.0	-	-	-	-	-	-	-	-
18	Crunk, Trey	1	0	1.0	-	-	-	-	-	-	-	-
57	Whiteside, S.	1	0	1.0	-	-	-	-	-	-	-	-
37	Reid, Tyler	1	0	1.0	-	-	-	-	-	-	-	-
55	Gregory, Jack	0	1	0.5	-	-	-	-	-	-	-	-
45	Ellen, Blake	0	1	0.5	-	-	-	-	-	-	-	-
27	Moore, Keegan	0	1	0.5	-	-	-	-	-	-	-	-
68	Stout, Reed	0	1	0.5	-	-	-	-	-	-	-	-
39	Pinkley, North	0	0	0.0	-	-	-	-	-	1	-	-
	Totals	26	30	41.0	0.0-0	3.0-8	0	0-0	2-23	3	0	1

#	BGA	Solo	Ast	Total	Sacks-Yds	TFL-Yds	FF	FR-Yds	Int-Yds	BrUp	Blks	QBH
6	Bennett, B.	10	4	12.0	-	-	-	-	-	-	-	-
15	Bennett, Chico	5	1	5.5	-	1.0-2	-	-	-	1	-	2
2	Reed, Tiy	5	1	5.5	-	1.0-1	-	-	-	-	-	-
73	Nicoll, Russ	2	6	5.0	-	-	-	-	-	-	-	-
13	Hollis, Garnett	3	3	4.5	-	-	-	-	-	-	-	-
70	Morris, Zion	3	3	4.5	-	-	-	-	-	-	-	-
3	Stevens, Tony	2	3	3.5	-	1.0-2	-	-	-	-	-	-
56	Holloway, Teddy	1	4	3.0	-	-	-	-	-	-	-	-
5	Seay, Kaleb	1	3	2.5	-	-	-	-	-	-	-	-
55	Greenewalt, W.	1	2	2.0	-	-	-	-	-	-	-	1
16	McCullough, Zac	0	4	2.0	-	-	-	-	-	-	-	-
18	Parker, Wilson	1	1	1.5	-	-	-	-	-	-	-	-
24	Morrisson, J.	1	0	1.0	-	-	-	-	-	-	-	-
31	Adams, Trace	0	2	1.0	-	-	-	-	-	-	-	-
52	Mayberry, Eli	0	1	0.5	-	-	-	-	-	-	-	-
	Totals	35	38	54.0	0.0-0	3.0-5	0	0-0	0-0	1	0	3

Drive Chart (By Team) (Final)
2018 TSSAA Blue Cross Bowl
CPA vs BGA (Nov 30, 2018 at Cookeville, Tenn.)

		Drive Started			Drive Ended			Consumed	
Team	Qtr	Spot	Time	Obtained	Spot	Time	How lost	Pl - Yds	TOP
CPA	1st	C41	09:47	Downs	B00	04:25	*TOUCHDOWN	12 - 59	5:22 .
CPA		C33	03:36	Interception	B06	00:00	Missed FG	9 - 61	3:36 .
CPA	2nd	C48	10:03	Downs	B00	08:49	*TOUCHDOWN	4 - 52	1:14 .
CPA		C46	05:41	Interception	B00	02:18	*TOUCHDOWN	10 - 54	3:23 .
CPA		C32	01:45	Punt	B00	00:01	*TOUCHDOWN	8 - 68	1:44 .
CPA	3rd	C20	12:00	Kickoff	B39	06:51	Punt	11 - 41	5:09
CPA		C17	06:32	Kickoff	B00	03:56	*TOUCHDOWN	6 - 83	2:36
CPA	4th	B46	08:48	Kickoff	B00	07:55	*TOUCHDOWN	2 - 46	0:53
CPA		B36	05:38	Punt	B33	02:55	Downs	4 - 3	2:43
CPA		C49	02:06	Kickoff	C40	01:04	Punt	3 - (9)	1:02

CPA	1st Qtr	2nd Qtr	3rd Qtr	4th Qtr	1st Half	2nd Half	Total
Time of possession	08:58	06:21	07:45	04:38	15:19	12:23	27:42
3rd down conversions	4-5	2-2	3-4	0-2	6-7	3-6	9-13
Average field position	C37	C42	C18	B45	C40	C40	C40
4th down conversions	0-0	0-0	0-0	0-1	0-0	0-1	0-1

		Drive Started			Drive Ended			Consumed	
Team	Qtr	Spot	Time	Obtained	Spot	Time	How lost	Pl - Yds	TOP
BGA	1st	B20	12:00	Kickoff	C41	09:47	Downs	7 - 39	2:13
BGA		B20	04:25	Kickoff	B45	03:36	Interception	3 - 25	0:49
BGA	2nd	B20	12:00	Missed FG	C48	10:03	Downs	6 - 32	1:57
BGA		B29	08:49	Kickoff	B41	05:41	Interception	6 - 12	3:08
BGA		B35	02:18	Kickoff	B39	01:45	Punt	3 - 4	0:33
BGA		B45	00:01	Kickoff	B45	00:00	End of half	0 - 0	0:01
BGA	3rd	B16	06:51	Punt	C00	06:32	*TOUCHDOWN	2 - 84	0:19
BGA		B21	03:56	Kickoff	C00	08:48	*TOUCHDOWN	16 - 79	7:08 .
BGA	4th	B14	07:55	Kickoff	B26	05:38	Punt	6 - 12	2:17
BGA		B33	02:55	Downs	C00	02:06	*TOUCHDOWN	3 - 67	0:49
BGA		B40	01:04	Punt	C39	00:00	End of half	5 - 21	1:04

BGA	1st Qtr	2nd Qtr	3rd Qtr	4th Qtr	1st Half	2nd Half	Total
Time of possession	03:02	05:39	04:15	07:22	08:41	11:37	20:18
3rd down conversions	0-1	1-4	1-1	4-6	1-5	5-7	6-12
Average field position	B20	B32	B18	B29	B28	B24	B26
4th down conversions	0-1	0-1	0-0	1-1	0-2	1-1	1-3

Drive Chart (By Quarter) (Final)
2018 TSSAA Blue Cross Bowl
CPA vs BGA (Nov 30, 2018 at Cookeville, Tenn.)

		Drive Started			Drive Ended			Consumed	
Team	Qtr	Spot	Time	Obtained	Spot	Time	How lost	Pl - Yds	TOP
BGA	1st	B20	12:00	Kickoff	C41	09:47	Downs	7 - 39	2:13
CPA		C41	09:47	Downs	B00	04:25	*TOUCHDOWN	12 - 59	5:22 .
BGA		B20	04:25	Kickoff	B45	03:36	Interception	3 - 25	0:49
CPA		C33	03:36	Interception	B06	00:00	Missed FG	9 - 61	3:36 .
BGA	2nd	B20	12:00	Missed FG	C48	10:03	Downs	6 - 32	1:57
CPA		C48	10:03	Downs	B00	08:49	*TOUCHDOWN	4 - 52	1:14 .
BGA		B29	08:49	Kickoff	B41	05:41	Interception	6 - 12	3:08
CPA		C46	05:41	Interception	B00	02:18	*TOUCHDOWN	10 - 54	3:23 .
BGA		B35	02:18	Kickoff	B39	01:45	Punt	3 - 4	0:33
CPA		C32	01:45	Punt	B00	00:01	*TOUCHDOWN	8 - 68	1:44 .
BGA		B45	00:01	Kickoff	B45	00:00	End of half	0 - 0	0:01
CPA	3rd	C20	12:00	Kickoff	B39	06:51	Punt	11 - 41	5:09
BGA		B16	06:51	Punt	C00	06:32	*TOUCHDOWN	2 - 84	0:19
CPA		C17	06:32	Kickoff	B00	03:56	*TOUCHDOWN	6 - 83	2:36
BGA		B21	03:56	Kickoff	C00	08:48	*TOUCHDOWN	16 - 79	7:08 .
CPA	4th	B46	08:48	Kickoff	B00	07:55	*TOUCHDOWN	2 - 46	0:53
BGA		B14	07:55	Kickoff	B26	05:38	Punt	6 - 12	2:17
CPA		B36	05:38	Punt	B33	02:55	Downs	4 - 3	2:43
BGA		B33	02:55	Downs	C00	02:06	*TOUCHDOWN	3 - 67	0:49
CPA		C49	02:06	Kickoff	C40	01:04	Punt	3 - (9)	1:02
BGA		B40	01:04	Punt	C39	00:00	End of half	5 - 21	1:04

Play-by-Play Summary (1st quarter)
CPA vs BGA (Nov 30, 2018 at Cookeville, Tenn.)

Captains for BGA: 2,55,52,15
Captains for CPA: 4,25,6,17
BGA won the toss and has elected to receive.
CPA will defend the south goal.

1-10	CPA 40	CPA ball on CPA40.	
		Stubblefield kickoff 60 yards to the BGA0, touchback.	
1-10	BGA 20	BGA ball on BGA20.	
1-10	BGA 20	Semptimphelter pass complete to Bennett, Chico for 6 yards to the BGA26 (Henderson, Noah).	
2-4	BGA 26	Semptimphelter rush for 10 yards to the BGA36, 1ST DOWN BGA (Whitely, Andrew).	R1
1-10	BGA 36	Semptimphelter pass complete to Reed, Tiy for 9 yards to the BGA45 (Trapnell, Payne).	
2-1	BGA 45	PENALTY CPA encroachment 5 yards to the 50 yardline, 1ST DOWN BGA.	X2
1-10	BGA 50	Semptimphelter pass complete to Bennett, Chico for 3 yards to the CPA47 (Ellis, Sam).	
2-7	CPA 47	Seay, Kaleb rush for 4 yards to the CPA43 (Patterson, Kane;Stout, McNeill).	
3-3	CPA 43	Semptimphelter pass incomplete to Stevens, Tony.	
4-3	CPA 43	Semptimphelter pass complete to Bennett, B. for 2 yards to the CPA41 (Patterson, Kane).	

7 plays, 39 yards, 2:13

CPA drive start at 09:47.

1-10	CPA 41	Madden, Andrew rush for 1 yard to the CPA42 (Nicoll, Russ).	
2-9	CPA 42	Madden, Andrew rush for 2 yards to the CPA44 (Bennett, B.).	
3-7	CPA 44	Eledge, Ryan pass complete to Cooper, Dean for 15 yards to the BGA41, 1ST DOWN CPA (Reed, Tiy).	P1
1-10	BGA 41	Eledge, Ryan pass complete to Patterson, Kane for 4 yards to the BGA37 (Reed, Tiy), PENALTY CPA holding (Whiteside, S.) 10 yards to the BGA47.	
1-16	BGA 47	1st and 16.	
1-16	BGA 47	Timeout CPA, clock 07:53.	
1-16	BGA 47	Madden, Andrew rush for 13 yards to the BGA34 (McCullough, Zac;Nicoll, Russ).	
2-3	BGA 34	PENALTY CPA illegal procedure (Mathews, J.) 5 yards to the BGA39.	
2-8	BGA 39	Madden, Andrew rush for 1 yard to the BGA38 (Holloway, Teddy;Morris, Zion).	
3-7	BGA 38	Eledge, Ryan pass complete to McCormick, B. for 14 yards to the BGA24, 1ST DOWN CPA (Bennett, B.;McCullough, Zac).	P2
1-10	BGA 24	Eledge, Ryan rush for 8 yards to the BGA16 (Stevens, Tony).	
2-2	BGA 16	Henderson, Noah rush for loss of 1 yard to the BGA17 (Reed, Tiy).	
3-3	BGA 17	Patterson, Kane rush for 9 yards to the BGA8, 1ST DOWN CPA (Parker, Wilson).	R3
1-G	BGA 08	Patterson, Kane rush for no gain to the BGA8 (Morris, Zion).	
2-G	BGA 08	Patterson, Kane rush for 8 yards to the BGA0, TOUCHDOWN, clock 04:25.	
1-G	BGA 03	Stubblefield kick attempt good.	

CPA 7, BGA 0

12 plays, 59 yards, 5:22

Stubblefield kickoff 60 yards to the BGA0, touchback.

BGA drive start at 04:25.

1-10	BGA 20	BGA ball on BGA20.	
1-10	BGA 20	Semptimphelter pass complete to Stevens, Tony for 10 yards to the BGA30, 1ST DOWN BGA (Stout, McNeill;Ellen, Blake).	P3
1-10	BGA 30	Seay, Kaleb rush for 15 yards to the BGA45, 1ST DOWN BGA (Ellis, Sam;Whitely, Andrew).	R4
1-10	BGA 45	Semptimphelter pass intercepted by Ritchie, J. at the CPA33, Ritchie, J. return 0 yards to the CPA33 (Reed, Tiy).	

3 plays, 25 yards, 0:49

CPA drive start at 03:36.

1-10	CPA 33	Timeout CPA, clock 03:35.	
1-10	CPA 33	Madden, Andrew rush for 5 yards to the CPA38 (Bennett, B.).	
2-5	CPA 38	Madden, Andrew rush for 4 yards to the CPA42 (Bennett, B.;Seay, Kaleb).	
3-1	CPA 42	Madden, Andrew rush for 9 yards to the BGA49, 1ST DOWN CPA (Hollis, Garnett).	R4
1-10	BGA 49	PENALTY CPA illegal procedure (Mathews, J.) 5 yards to the CPA46.	
1-15	CPA 46	Eledge, Ryan pass incomplete to Henderson, Noah (Bennett, Chico), PENALTY CPA illegal formation declined.	
2-15	CPA 46	Eledge, Ryan pass complete to Henderson, Noah for 44 yards to the BGA10, 1ST DOWN CPA.	P5
1-G	BGA 10	Patterson, Kane rush for 3 yards to the BGA7 (Mayberry, Eli;Morris, Zion).	
2-G	BGA 07	Patterson, Kane rush for 1 yard to the BGA6 (Bennett, Chico).	
3-G	BGA 06	Patterson, Kane rush for no gain to the BGA6, out-of-bounds (Bennett, Chico).	
4-G	BGA 06	Stubblefield field goal attempt from 23 MISSED - wide left, spot at BGA20, clock 00:00.	

9 plays, 61 yards, 5:33

END OF 1st QUARTER: CPA 7, BGA 0

		Time	1st Downs				Conversions				
Quarter Summary	Score	Poss	R	P	X	T	3rd	4th	Rushing	Passing	Penalties
CPA	7	05:22	2	3	0	5	4-5	0-0	15-63	4-5-0-77	4-25
BGA	0	03:02	2	1	1	4	0-1	0-1	3-29	5-7-1-30	0-0

Quickie Statistics (1st quarter)
CPA vs BGA (Nov 30, 2018 at Cookeville, Tenn.)

	CPA	BGA
Score	7	0
FIRST DOWNS	5	4
RUSHES-YARDS (NET)	15-63	3-29
PASSING YDS (NET)	77	30
Passes Att-Comp-Int	5-4-0	7-5-1
TOTAL OFFENSE PLAYS-YARDS	20-140	10-59
Fumble Returns-Yards	0-0	0-0
Punt Returns-Yards	0-0	0-0
Kickoff Returns-Yards	0-0	0-0
Interception Returns-Yards	1-0	0-0
Punts (Number-Avg)	0-0.0	0-0.0
Fumbles-Lost	0-0	0-0
Penalties-Yards	4-25	0-0
Possession Time	05:22	03:02
Third-Down Conversions	4 of 5	0 of 1
Fourth-Down Conversions	0 of 0	0 of 1

CPA

Rushing	No.	Gain	Loss	Net	TD	Lg	Avg
Madden, Andrew	7	35	0	35	0	13	5.0
Patterson, Kane	6	21	0	21	1	9	3.5
Eledge, Ryan	1	8	0	8	0	8	8.0
Henderson, Noah	1	0	1	-1	0	0	-1.0

Passing	C-A-I	Yds	TD	Long	Sack
Eledge, Ryan	4-5-0	77	0	44	0

Receiving	No.	Yards	TD	Long
Henderson, Noah	1	44	0	44
Cooper, Dean	1	15	0	15
McCormick, B.	1	14	0	14
Patterson, Kane	1	4	0	4

Punting	No.	Yds	Avg	Long	In20	TB

Punt Returns	No.	Yards	TD	Long

Kick Returns	No.	Yards	TD	Long

Tackles	UA-A	Total	Sacks	TFL
Whitely, Andrew	1-1	1.5	0.0	0.0
Patterson, Kane	1-1	1.5	0.0	0.0
Ellis, Sam	1-1	1.5	0.0	0.0
Trapnell, Payne	1-0	1.0	0.0	0.0

BGA

Rushing	No.	Gain	Loss	Net	TD	Lg	Avg
Seay, Kaleb	2	19	0	19	0	15	9.5
Semptimphelter	1	10	0	10	0	10	10.0

Passing	C-A-I	Yds	TD	Long	Sack
Semptimphelter	5-7-1	30	0	10	0

Receiving	No.	Yards	TD	Long
Bennett, Chico	2	9	0	6
Stevens, Tony	1	10	0	10
Reed, Tiy	1	9	0	9
Bennett, B.	1	2	0	2

Punting	No.	Yds	Avg	Long	In20	TB

Punt Returns	No.	Yards	TD	Long

Kick Returns	No.	Yards	TD	Long

Tackles	UA-A	Total	Sacks	TFL
Reed, Tiy	4-0	4.0	0.0	1.0
Bennett, B.	2-2	3.0	0.0	0.0
Bennett, Chico	2-0	2.0	0.0	0.0
Morris, Zion	1-2	2.0	0.0	0.0

Qtr	Time	Scoring Play	V-H
1st	04:25	CPA - Patterson, Kane 8 yd run (Stubblefield kick), 12-59 5:22	7 - 0

Play-by-Play Summary (2nd quarter)
CPA vs BGA (Nov 30, 2018 at Cookeville, Tenn.)

1-10	BGA 20	Start of 2nd quarter, clock 12:00.	
1-10	BGA 20	Stevens, Tony rush for 5 yards to the BGA25 (Patterson, Kane;Horne, William).	
2-5	BGA 25	Semptimphelter pass complete to Bennett, Chico for 21 yards to the BGA46, 1ST DOWN BGA (West, Sam).	P5
1-10	BGA 46	Bennett, B. rush for no gain to the BGA46 (Gregory, Jack;McCormick, B.).	
2-10	BGA 46	Semptimphelter pass incomplete to Hollis, Garnett.	
3-10	BGA 46	Semptimphelter pass complete to Stevens, Tony for 6 yards to the CPA48 (Smitherman, Z.).	
4-4	CPA 48	Semptimphelter pass incomplete to Stevens, Tony.	

6 plays, 32 yards, 1:57

CPA drive start at 10:03.

1-10	CPA 48	Eledge, Ryan pass incomplete to Stout, McNeill, QB hurry by Bennett, Chico.	
2-10	CPA 48	Madden, Andrew rush for 4 yards to the BGA48 (Bennett, Chico), PENALTY CPA holding (Stopkotte, J.) 10 yards to the CPA42.	
2-16	CPA 42	2nd and 16.	
2-16	CPA 42	Madden, Andrew rush for 41 yards to the BGA17, 1ST DOWN CPA.	R6
1-10	BGA 17	Eledge, Ryan pass complete to McCormick, B. for 17 yards to the BGA0, 1ST DOWN CPA, TOUCHDOWN, clock 08:49.	P7
1-G	BGA 03	Stubblefield kick attempt good.	

CPA 14, BGA 0

4 plays, 52 yards, 1:14

Stubblefield kickoff 45 yards to the BGA15, Reed, Tiy return 14 yards to the BGA29 (Reynolds, Cade).

BGA drive start at 08:49.

1-10	BGA 29	Bennett, B. rush for 4 yards to the BGA33 (West, Sam;Leonard, Sam).	
2-6	BGA 33	Semptimphelter rush for loss of 2 yards to the BGA31 (McCormick, B.).	
3-8	BGA 31	Timeout BGA, clock 07:37.	
3-8	BGA 31	Semptimphelter pass complete to Bennett, Chico for 13 yards to the BGA44, 1ST DOWN BGA, out-of-bounds (Trapnell, Payne).	P6
1-10	BGA 44	Seay, Kaleb rush for 1 yard to the BGA45 (West, Sam).	
2-9	BGA 45	PENALTY BGA false start (Mayberry, Eli) 5 yards to the BGA40.	
2-14	BGA 40	Semptimphelter pass complete to Bennett, Chico for 1 yard to the BGA41 (McCormick, B.;Leonard, Sam).	
3-13	BGA 41	Semptimphelter pass intercepted by Whitely, Andrew at the CPA33, Whitely, Andrew return 23 yards to the BGA44 (Reed, Tiy), PENALTY CPA illegal block 10 yards to the CPA46, 1st and 10, CPA ball on CPA46.	

6 plays, 12 yards, 3:08

CPA drive start at 05:41.

1-10	CPA 46	Eledge, Ryan pass incomplete to Nabors, Brett.	
2-10	CPA 46	Madden, Andrew rush for 1 yard to the CPA47 (Morris, Zion).	
3-9	CPA 47	Eledge, Ryan pass complete to Madden, Andrew for 12 yards to the BGA41, 1ST DOWN CPA (Reed, Tiy;Adams, Trace).	P8
1-10	BGA 41	Madden, Andrew rush for 6 yards to the BGA35 (Morris, Zion).	
2-4	BGA 35	Eledge, Ryan pass complete to Nabors, Brett for 8 yards to the BGA27, 1ST DOWN CPA (Stevens, Tony;Hollis, Garnett).	P9
1-10	BGA 27	Whitely, Andrew rush for 3 yards to the BGA24 (Nicoll, Russ).	
2-7	BGA 24	Patterson, Kane rush for 8 yards to the BGA16, 1ST DOWN CPA (Hollis, Garnett;McCullough, Zac).	R10
1-10	BGA 16	Patterson, Kane rush for 5 yards to the BGA11 (Hollis, Garnett).	
2-5	BGA 11	Eledge, Ryan pass incomplete to Nabors, Brett.	
3-5	BGA 11	Eledge, Ryan pass complete to McCormick, B. for 11 yards to the BGA0, 1ST DOWN CPA, TOUCHDOWN, clock 02:18, PENALTY BGA holding declined.	P11
1-G	BGA 03	Stubblefield kick attempt good.	

CPA 21, BGA 0

10 plays, 54 yards, 3:23

Stubblefield kickoff 40 yards to the BGA20, out-of-bounds, BGA ball on BGA35.

BGA drive start at 02:18.

1-10	BGA 35	Timeout CPA, clock 02:18.
1-10	BGA 35	Semptimphelter pass incomplete to Stevens, Tony (Ritchie, J.).
2-10	BGA 35	Bennett, B. rush for 4 yards to the BGA39, out-of-bounds (Stout, McNeill).
3-6	BGA 39	Semptimphelter pass incomplete to Stevens, Tony.
4-6	BGA 39	Byram, Max punt 29 yards to the CPA32, downed.

3 plays, 4 yards, 0:33

CPA drive start at 01:45.

1-10	CPA 32	Madden, Andrew rush for 4 yards to the CPA36 (Holloway, Teddy;Nicoll, Russ).	
2-6	CPA 36	Madden, Andrew rush for 10 yards to the CPA46, 1ST DOWN CPA (Bennett, B.).	R12
1-10	CPA 46	Reid, Tyler rush for 9 yards to the BGA45 (Bennett, B.).	
2-1	BGA 45	Timeout BGA, clock 00:41.	
2-1	BGA 45	Reid, Tyler rush for 7 yards to the BGA38, 1ST DOWN CPA (Hollis, Garnett).	R13
1-10	BGA 38	Eledge, Ryan pass incomplete to McCormick, B., QB hurry by Bennett, Chico.	

Play-by-Play Summary (2nd quarter)
CPA vs BGA (Nov 30, 2018 at Cookeville, Tenn.)

2-10	BGA 38	Reid, Tyler rush for 22 yards to the BGA16, 1ST DOWN CPA (Bennett, B.).	R14
1-10	BGA 16	TEAM pass incomplete.	
2-10	BGA 16	Eledge, Ryan pass complete to Cooper, Dean for 16 yards to the BGA0, 1ST DOWN CPA, TOUCHDOWN, clock 00:01.	P15
1-G	BGA 03	Stubblefield kick attempt good.	

CPA 28, BGA 0

8 plays, 68 yards, 1:44

Stubblefield kickoff 13 yards to the BGA47, on-side kick, recovered by BGA Cantrell, J. on BGA45.

BGA drive start at 00:01.

End of half, clock 00:00.

0 plays, 0 yards, 0:01

END OF 2nd QUARTER: CPA 28, BGA 0

		Time	1st Downs				Conversions				
Quarter Summary	Score	Poss	R	P	X	T	3rd	4th	Rushing	Passing	Penalties
CPA	21	08:18	5	5	0	10	2-2	0-0	12-120	5-10-0-64	2-20
BGA	0	05:39	0	2	0	2	1-4	0-1	6-12	4-9-1-41	1-5

Quickie Statistics (Halftime)
CPA vs BGA (Nov 30, 2018 at Cookeville, Tenn.)

	CPA	BGA
Score	28	0
FIRST DOWNS	15	6
RUSHES-YARDS (NET)	27-183	9-41
PASSING YDS (NET)	141	71
Passes Att-Comp-Int	15-9-0	16-9-2
TOTAL OFFENSE PLAYS-YARDS	42-324	25-112
Fumble Returns-Yards	0-0	0-0
Punt Returns-Yards	0-0	0-0
Kickoff Returns-Yards	0-0	1-14
Interception Returns-Yards	2-23	0-0
Punts (Number-Avg)	0-0.0	1-29.0
Fumbles-Lost	0-0	0-0
Penalties-Yards	6-45	1-5
Possession Time	17:16	08:41
Third-Down Conversions	6 of 7	1 of 5
Fourth-Down Conversions	0 of 0	0 of 2

CPA

Rushing	No.	Gain	Loss	Net	TD	Lg	Avg
Madden, Andrew	13	101	0	101	0	41	7.8
Reid, Tyler	3	38	0	38	0	22	12.7
Patterson, Kane	8	34	0	34	1	9	4.2
Eledge, Ryan	1	8	0	8	0	8	8.0

Passing	C-A-I	Yds	TD	Long	Sack
Eledge, Ryan	9-14-0	141	3	44	0
TEAM	0-1-0	0	0	0	0

Receiving	No.	Yards	TD	Long
McCormick, B.	3	42	2	17
Cooper, Dean	2	31	1	16
Henderson, Noah	1	44	0	44
Madden, Andrew	1	12	0	12

Punting	No.	Yds	Avg	Long	In20	TB

Punt Returns	No.	Yards	TD	Long

Kick Returns	No.	Yards	TD	Long

Tackles	UA-A	Total	Sacks	TFL
West, Sam	2-1	2.5	0.0	0.0
Trapnell, Payne	2-0	2.0	0.0	0.0
McCormick, B.	1-2	2.0	0.0	1.0
Patterson, Kane	1-2	2.0	0.0	0.0

BGA

Rushing	No.	Gain	Loss	Net	TD	Lg	Avg
Seay, Kaleb	3	20	0	20	0	15	6.7
Bennett, B.	3	8	0	8	0	4	2.7
Semptimphelter	2	10	2	8	0	10	4.0
Stevens, Tony	1	5	0	5	0	5	5.0

Passing	C-A-I	Yds	TD	Long	Sack
Semptimphelter	9-16-2	71	0	21	0

Receiving	No.	Yards	TD	Long
Bennett, Chico	5	44	0	21
Stevens, Tony	2	16	0	10
Reed, Tiy	1	9	0	9
Bennett, B.	1	2	0	2

Punting	No.	Yds	Avg	Long	In20	TB
Byram, Max	1	29	29.0	29	0	0

Punt Returns	No.	Yards	TD	Long

Kick Returns	No.	Yards	TD	Long
Reed, Tiy	1	14	0	14

Tackles	UA-A	Total	Sacks	TFL
Bennett, B.	5-2	6.0	0.0	0.0
Reed, Tiy	5-1	5.5	0.0	1.0
Morris, Zion	3-2	4.0	0.0	0.0
Hollis, Garnett	3-2	4.0	0.0	0.0

Qtr	Time	Scoring Play	V-H
1st	04:25	CPA - Patterson, Kane 8 yd run (Stubblefield kick), 12-59 5:22	7 - 0
2nd	08:49	CPA - McCormick, B. 17 yd pass from Eledge, Ryan (Stubblefield kick), 4-52 1:14	14 - 0
	02:18	CPA - McCormick, B. 11 yd pass from Eledge, Ryan (Stubblefield kick), 10-54 3:23	21 - 0
	00:01	CPA - Cooper, Dean 16 yd pass from Eledge, Ryan (Stubblefield kick), 8-68 1:44	28 - 0

Play-by-Play Summary (3rd quarter)
CPA vs BGA (Nov 30, 2018 at Cookeville, Tenn.)

		Start of 3rd quarter, clock 12:00.	
1-10	BGA 45	BGA ball on BGA40.	
		Sauder, Jack kickoff 60 yards to the CPA0, touchback.	
CPA drive start at 12:00.			
1-10	CPA 20	Patterson, Kane rush for 5 yards to the CPA25 (Seay, Kaleb;Nicoll, Russ).	
2-5	CPA 25	Patterson, Kane rush for 4 yards to the CPA29 (Greenewalt, W.).	
3-1	CPA 29	Patterson, Kane rush for 2 yards to the CPA31, 1ST DOWN CPA (Holloway, Teddy).	R16
1-10	CPA 31	Patterson, Kane rush for 8 yards to the CPA39 (Bennett, B.).	
2-2	CPA 39	Madden, Andrew rush for 10 yards to the CPA49, 1ST DOWN CPA (Bennett, B.).	R17
1-10	CPA 49	Madden, Andrew rush for 3 yards to the BGA48 (Stevens, Tony;Nicoll, Russ).	
2-7	BGA 48	Madden, Andrew rush for 4 yards to the BGA44 (Greenewalt, W.;Nicoll, Russ).	
3-3	BGA 44	Eledge, Ryan rush for 7 yards to the BGA37, 1ST DOWN CPA.	R18
1-10	BGA 37	Whitely, Andrew rush for loss of 2 yards to the BGA39 (Stevens, Tony).	
2-12	BGA 39	Eledge, Ryan pass incomplete to McCormick, B., QB hurry by Greenewalt, W..	
3-12	BGA 39	Eledge, Ryan pass incomplete to Stout, McNeill.	
4-12	BGA 39	Timeout CPA, clock 06:58.	
4-12	BGA 39	Eledge, Ryan punt 23 yards to the BGA16, downed.	
		11 plays, 41 yards, 5:09	
BGA drive start at 06:51.			
1-10	BGA 16	Semptimphelter pass incomplete to Bennett, Chico.	
2-10	BGA 16	Semptimphelter pass complete to Reed, Tiy for 84 yards to the CPA0, 1ST DOWN BGA, TOUCHDOWN, clock 06:32.	P7
1-G	CPA 03	Sauder, Jack kick attempt good.	
		CPA 28, BGA 7	
		2 plays, 84 yards, 0:19	
		Sauder, Jack kickoff 40 yards to the CPA20, Nabors, Brett return 13 yards to the CPA33 (Morrisson, J.), PENALTY CPA illegal block (Horne, William) 16 yards to the CPA17, 1st and 10, CPA ball on CPA17.	
CPA drive start at 06:32.			
1-10	CPA 17	Madden, Andrew rush for 7 yards to the CPA24 (Hollis, Garnett;McCullough, Zac).	
2-3	CPA 24	Madden, Andrew rush for 3 yards to the CPA27, 1ST DOWN CPA (Seay, Kaleb;Morris, Zion).	R19
1-10	CPA 27	Madden, Andrew rush for 1 yard to the CPA28 (Stevens, Tony;Holloway, Teddy).	
2-9	CPA 28	Eledge, Ryan rush for 4 yards to the CPA32 (Seay, Kaleb).	
3-5	CPA 32	Eledge, Ryan pass complete to Patterson, Kane for 11 yards to the CPA43, 1ST DOWN CPA (Bennett, B.).	P20
1-10	CPA 43	Patterson, Kane rush for 57 yards to the BGA0, 1ST DOWN CPA, TOUCHDOWN, clock 03:56.	R21
1-G	BGA 03	Stubblefield kick attempt failed.	
		CPA 34, BGA 7	
		6 plays, 83 yards, 2:36	
		Stubblefield kickoff 58 yards to the BGA2, Reed, Tiy return 19 yards to the BGA21 (Williford, Cade).	
BGA drive start at 03:56.			
1-10	BGA 21	Seay, Kaleb rush for 1 yard to the BGA22 (McCormick, B.;Whatton, Foster).	
2-9	BGA 22	Semptimphelter rush for 11 yards to the BGA33, 1ST DOWN BGA (Whitely, Andrew).	R8
1-10	BGA 33	Bennett, B. rush for 2 yards to the BGA35 (Horne, William;Leonard, Sam).	
2-8	BGA 35	Bennett, B. rush for 9 yards to the BGA44, 1ST DOWN BGA (West, Sam).	R9
1-10	BGA 44	Bennett, B. rush for loss of 3 yards to the BGA41 (Horne, William).	
2-13	BGA 41	Semptimphelter pass complete to Reed, Tiy for 12 yards to the CPA47 (Smith, Barrett;Ritchie, J.), QB hurry by Stout, McNeill.	
3-1	CPA 47	Bennett, B. rush for 18 yards to the CPA29, 1ST DOWN BGA (Ellis, Sam;Trapnell, Payne).	R10
1-10	CPA 29	Semptimphelter rush for no gain to the CPA29, out-of-bounds.	
2-10	CPA 29	Seay, Kaleb rush for 4 yards to the CPA25 (Patterson, Kane).	
		END OF 3rd QUARTER: CPA 34, BGA 7	

		Time	1st Downs				Conversions				
Quarter Summary	Score	Poss	R	P	X	T	3rd	4th	Rushing	Passing	Penalties
CPA	6	07:45	5	1	0	6	3-4	0-0	14-113	1-3-0-11	1-16
BGA	7	04:15	3	1	0	4	0-0	0-0	8-42	2-3-0-96	0-0

Quickie Statistics (3rd quarter)
CPA vs BGA (Nov 30, 2018 at Cookeville, Tenn.)

	CPA	BGA
Score	34	7
FIRST DOWNS	21	10
RUSHES-YARDS (NET)	41-296	17-83
PASSING YDS (NET)	152	167
Passes Att-Comp-Int	18-10-0	19-11-2
TOTAL OFFENSE PLAYS-YARDS	59-448	36-250
Fumble Returns-Yards	0-0	0-0
Punt Returns-Yards	0-0	0-0
Kickoff Returns-Yards	1-13	2-33
Interception Returns-Yards	2-23	0-0
Punts (Number-Avg)	1-23.0	1-29.0
Fumbles-Lost	0-0	0-0
Penalties-Yards	7-61	1-5
Possession Time	25:01	12:56
Third-Down Conversions	9 of 11	2 of 6
Fourth-Down Conversions	0 of 0	0 of 2

CPA

Rushing	No.	Gain	Loss	Net	TD	Lg	Avg
Madden, Andrew	19	129	0	129	0	41	6.8
Patterson, Kane	13	110	0	110	2	57	8.5
Reid, Tyler	3	38	0	38	0	22	12.7
Eledge, Ryan	3	19	0	19	0	8	6.3

Passing	C-A-I	Yds	TD	Long	Sack
Eledge, Ryan	10-17-0	152	3	44	0
TEAM	0-1-0	0	0	0	0

Receiving	No.	Yards	TD	Long
McCormick, B.	3	42	2	17
Cooper, Dean	2	31	1	16
Patterson, Kane	2	15	0	11
Henderson, Noah	1	44	0	44

Punting	No.	Yds	Avg	Long	In20	TB
Eledge, Ryan	1	23	23.0	23	1	0

Punt Returns	No.	Yards	TD	Long

Kick Returns	No.	Yards	TD	Long
Nabors, Brett	1	13	0	13

Tackles	UA-A	Total	Sacks	TFL
West, Sam	3-1	3.5	0.0	0.0
Patterson, Kane	2-2	3.0	0.0	0.0
Trapnell, Payne	2-1	2.5	0.0	0.0
Whitely, Andrew	2-1	2.5	0.0	0.0

BGA

Rushing	No.	Gain	Loss	Net	TD	Lg	Avg
Bennett, B.	7	37	3	34	0	18	4.9
Seay, Kaleb	5	25	0	25	0	15	5.0
Semptimphelter	4	21	2	19	0	11	4.8
Stevens, Tony	1	5	0	5	0	5	5.0

Passing	C-A-I	Yds	TD	Long	Sack
Semptimphelter	11-19-2	167	1	84	0

Receiving	No.	Yards	TD	Long
Bennett, Chico	5	44	0	21
Reed, Tiy	3	105	1	84
Stevens, Tony	2	16	0	10
Bennett, B.	1	2	0	2

Punting	No.	Yds	Avg	Long	In20	TB
Byram, Max	1	29	29.0	29	0	0

Punt Returns	No.	Yards	TD	Long

Kick Returns	No.	Yards	TD	Long
Reed, Tiy	2	33	0	19

Tackles	UA-A	Total	Sacks	TFL
Bennett, B.	8-2	9.0	0.0	0.0
Reed, Tiy	5-1	5.5	0.0	1.0
Hollis, Garnett	3-3	4.5	0.0	0.0
Morris, Zion	3-3	4.5	0.0	0.0

Qtr	Time	Scoring Play	V-H
1st	04:25	CPA - Patterson, Kane 8 yd run (Stubblefield kick), 12-59 5:22	7 - 0
2nd	08:49	CPA - McCormick, B. 17 yd pass from Eledge, Ryan (Stubblefield kick), 4-52 1:14	14 - 0
	02:18	CPA - McCormick, B. 11 yd pass from Eledge, Ryan (Stubblefield kick), 10-54 3:23	21 - 0
	00:01	CPA - Cooper, Dean 16 yd pass from Eledge, Ryan (Stubblefield kick), 8-68 1:44	28 - 0
3rd	06:32	BGA - Reed, Tiy 84 yd pass from Semptimphelter (Sauder, Jack kick), 2-84 0:19	28 - 7
	03:56	CPA - Patterson, Kane 57 yd run (Stubblefield kick failed), 6-83 2:36	34 - 7

Play-by-Play Summary (4th quarter)
CPA vs BGA (Nov 30, 2018 at Cookeville, Tenn.)

3-6	CPA 25	Start of 4th quarter, clock 12:00.	
3-6	CPA 25	Semptimphelter pass complete to Reed, Tiy for 2 yards to the CPA23 (Stout, McNeill).	
4-4	CPA 23	Semptimphelter pass complete to Bennett, B. for 5 yards to the CPA18, 1ST DOWN BGA (Ritchie, J.).	P11
1-10	CPA 18	Bennett, B. rush for 8 yards to the CPA10 (Whiteside, S.).	
2-2	CPA 10	Bennett, B. rush for 1 yard to the CPA9 (Patterson, Kane;Smith, Barrett).	
3-1	CPA 09	PENALTY CPA encroachment 5 yards to the CPA4, 1ST DOWN BGA.	X12
1-G	CPA 04	Seay, Kaleb rush for no gain to the CPA4 (McCormick, B.;Stout, Reed).	
2-G	CPA 04	Semptimphelter pass complete to Seay, Kaleb for loss of 3 yards to the CPA7 (Patterson, Kane).	
3-G	CPA 07	Semptimphelter pass complete to Hollis, Garnett for 7 yards to the CPA0, TOUCHDOWN, clock 08:48.	
1-G	CPA 03	Sauder, Jack kick attempt good.	

CPA 34, BGA 14

1-G	BGA 40	PENALTY BGA encroachment 5 yards to the BGA35.	

16 plays, 79 yards, 7:08

Sauder, Jack kickoff 11 yards to the BGA46, on-side kick, recovered by CPA Cooper, Dean on BGA46.

CPA drive start at 08:48.

1-10	BGA 46	Madden, Andrew rush for 6 yards to the BGA40 (Bennett, B.).	
2-4	BGA 40	Whitely, Andrew rush for 40 yards to the BGA0, 1ST DOWN CPA, TOUCHDOWN, clock 07:55.	R22
1-G	BGA 03	Whatton, Foster kick attempt good.	

CPA 41, BGA 14

2 plays, 46 yards, 0:53

Stubblefield kickoff 53 yards to the BGA7, Reed, Tiy return 7 yards to the BGA14 (Reid, Tyler).

BGA drive start at 07:55.

1-10	BGA 14	Semptimphelter pass incomplete to Hollis, Garnett.	
2-10	BGA 14	Semptimphelter pass complete to Bennett, Chico for 5 yards to the BGA19 (Smith, Barrett), PENALTY BGA ineligible downfield on pass 5 yards to the BGA9, NO PLAY.	
2-15	BGA 09	Semptimphelter pass complete to Bennett, Chico for 12 yards to the BGA21 (Ellis, Sam;Ritchie, J.), PENALTY BGA ineligible downfield on pass 4 yards to the BGA5, NO PLAY.	
2-19	BGA 05	Semptimphelter pass incomplete to Bennett, B..	
3-19	BGA 05	Bennett, B. rush for 19 yards to the BGA24, 1ST DOWN BGA (Stout, McNeill).	R13
1-10	BGA 24	Semptimphelter pass incomplete to Bennett, Chico.	
2-10	BGA 24	Semptimphelter pass incomplete to Hollis, Garnett (Stout, McNeill).	
3-10	BGA 24	Bennett, B. rush for 2 yards to the BGA26 (Smith, Barrett;Leonard, Sam).	
4-8	BGA 26	Byram, Max punt 10 yards to the BGA36, out-of-bounds.	

6 plays, 12 yards, 2:17

CPA drive start at 05:38.

1-10	BGA 36	Stewart, Ethan rush for 5 yards to the BGA31 (Bennett, B.).
2-5	BGA 31	Stewart, Ethan rush for 7 yards to the BGA24 (Bennett, B.), PENALTY CPA holding 10 yards to the BGA41, NO PLAY.
2-15	BGA 41	Stewart, Ethan rush for 2 yards to the BGA39 (Bennett, B.;Parker, Wilson).
3-13	BGA 39	Reid, Tyler rush for 8 yards to the BGA31 (Bennett, B.;Bennett, Chico).
4-5	BGA 31	Stewart, Ethan rush for loss of 2 yards to the BGA33 (Bennett, Chico).

4 plays, 3 yards, 2:43

BGA drive start at 02:55.

1-10	BGA 33	Semptimphelter pass complete to Stevens, Tony for 6 yards to the BGA39 (Patterson, Kane;Moore, Keegan).	
2-4	BGA 39	Semptimphelter pass complete to Stevens, Tony for 3 yards to the BGA42 (Crunk, Trey).	
3-1	BGA 42	Semptimphelter pass complete to Bennett, Chico for 58 yards to the CPA0, 1ST DOWN BGA, TOUCHDOWN, clock 02:06.	P14
1-G	CPA 03	Sauder, Jack kick attempt good.	

CPA 41, BGA 21

3 plays, 67 yards, 0:49

Sauder, Jack kickoff 11 yards to the CPA49, on-side kick, recovered by CPA Cooper, Dean on CPA49.

CPA drive start at 02:06.

1-10	CPA 49	Stewart, Ethan rush for no gain to the CPA49 (Adams, Trace;Greenewalt, W.).
2-10	CPA 49	Timeout BGA, clock 01:54.
2-10	CPA 49	Stewart, Ethan rush for 6 yards to the BGA45 (Bennett, B.), PENALTY CPA holding 10 yards to the CPA39, NO PLAY.
2-20	CPA 39	Stewart, Ethan rush for no gain to the CPA39, out-of-bounds (Bennett, Chico).
3-20	CPA 39	Reid, Tyler rush for 1 yard to the CPA40 (Holloway, Teddy;Nicoll, Russ).
4-19	CPA 40	Timeout BGA, clock 01:14.
4-19	CPA 40	Ellis, Sam punt 20 yards to the BGA40, out-of-bounds.

3 plays, minus 9 yards, 1:02

BGA drive start at 01:04.

Play-by-Play Summary (4th quarter)
CPA vs BGA (Nov 30, 2018 at Cookeville, Tenn.)

1-10	BGA 40	Semptimphelter pass complete to Hollis, Garnett for 7 yards to the BGA47, Stevens, Tony for 1 yard to the BGA48 (Lawrence, Sam), PENALTY BGA personal foul 16 yards to the BGA32.	
1-18	BGA 32	2nd and 18.	
2-18	BGA 32	Semptimphelter pass complete to Hollis, Garnett for 11 yards to the BGA43, out-of-bounds.	
3-7	BGA 43	Semptimphelter pass complete to Reed, Tiy for 13 yards to the CPA44, 1ST DOWN BGA (Whatton, Foster).	P15
1-10	CPA 44	Semptimphelter rush for 5 yards to the CPA39.	
2-5	CPA 39	Semptimphelter pass incomplete to Stevens, Tony (Pinkley, North).	
		End of game, clock 00:00.	

5 plays, 21 yards, 1:04

FINAL SCORE: CPA 41, BGA 21

Quarter Summary	Score	Time Poss	1st Downs R	P	X	T	Conversions 3rd	4th	Rushing	Passing	Penalties
CPA	7	04:38	1	0	0	1	0-2	0-1	9-60	0-0-0-0	3-25
BGA	14	07:22	1	3	1	5	4-6	1-1	6-35	10-15-0-110	4-30

Quickie Statistics (4th quarter)
CPA vs BGA (Nov 30, 2018 at Cookeville, Tenn.)

	CPA	BGA
Score	41	21
FIRST DOWNS	22	15
RUSHES-YARDS (NET)	50-356	23-118
PASSING YDS (NET)	152	277
Passes Att-Comp-Int	18-10-0	34-21-2
TOTAL OFFENSE PLAYS-YARDS	68-508	57-395
Fumble Returns-Yards	0-0	0-0
Punt Returns-Yards	0-0	0-0
Kickoff Returns-Yards	1-13	3-40
Interception Returns-Yards	2-23	0-0
Punts (Number-Avg)	2-21.5	2-19.5
Fumbles-Lost	0-0	0-0
Penalties-Yards	10-86	5-35
Possession Time	29:39	20:18
Third-Down Conversions	9 of 13	6 of 12
Fourth-Down Conversions	0 of 1	1 of 3

CPA

Rushing	No.	Gain	Loss	Net	TD	Lg	Avg
Madden, Andrew	20	135	0	135	0	41	6.8
Patterson, Kane	13	110	0	110	2	57	8.5
Reid, Tyler	5	47	0	47	0	22	9.4
Whitely, Andrew	3	43	2	41	1	40	13.7

Passing	C-A-I	Yds	TD	Long	Sack
Eledge, Ryan	10-17-0	152	3	44	0
TEAM	0-1-0	0	0	0	0

Receiving	No.	Yards	TD	Long
McCormick, B.	3	42	2	17
Cooper, Dean	2	31	1	16
Patterson, Kane	2	15	0	11
Henderson, Noah	1	44	0	44

Punting	No.	Yds	Avg	Long	In20	TB
Ellis, Sam	1	20	20.0	20	0	0
Eledge, Ryan	1	23	23.0	23	1	0

Punt Returns	No.	Yards	TD	Long

Kick Returns	No.	Yards	TD	Long
Nabors, Brett	1	13	0	13

Tackles	UA-A	Total	Sacks	TFL
Patterson, Kane	3-4	5.0	0.0	1.0
Stout, McNeill	3-2	4.0	0.0	0.0
West, Sam	3-1	3.5	0.0	0.0
McCormick, B.	1-4	3.0	0.0	1.0

BGA

Rushing	No.	Gain	Loss	Net	TD	Lg	Avg
Bennett, B.	11	67	3	64	0	19	5.8
Seay, Kaleb	6	25	0	25	0	15	4.2
Semptimphelter	5	26	2	24	0	11	4.8
Stevens, Tony	1	5	0	5	0	5	5.0

Passing	C-A-I	Yds	TD	Long	Sack
Semptimphelter	21-34-2	277	3	84	0

Receiving	No.	Yards	TD	Long
Bennett, Chico	6	102	1	58
Reed, Tiy	5	120	1	84
Stevens, Tony	4	26	0	10
Hollis, Garnett	3	25	1	11

Punting	No.	Yds	Avg	Long	In20	TB
Byram, Max	2	39	19.5	29	0	0

Punt Returns	No.	Yards	TD	Long

Kick Returns	No.	Yards	TD	Long
Reed, Tiy	3	40	0	19

Tackles	UA-A	Total	Sacks	TFL
Bennett, B.	10-4	12.0	0.0	0.0
Reed, Tiy	5-1	5.5	0.0	1.0
Bennett, Chico	5-1	5.5	0.0	1.0
Nicoll, Russ	2-6	5.0	0.0	0.0

Qtr	Time	Scoring Play	V-H
1st	04:25	CPA - Patterson, Kane 8 yd run (Stubblefield kick), 12-59 5:22	7 - 0
2nd	08:49	CPA - McCormick, B. 17 yd pass from Eledge, Ryan (Stubblefield kick), 4-52 1:14	14 - 0
	02:18	CPA - McCormick, B. 11 yd pass from Eledge, Ryan (Stubblefield kick), 10-54 3:23	21 - 0
	00:01	CPA - Cooper, Dean 16 yd pass from Eledge, Ryan (Stubblefield kick), 8-68 1:44	28 - 0
3rd	06:32	BGA - Reed, Tiy 84 yd pass from Semptimphelter (Sauder, Jack kick), 2-84 0:19	28 - 7
	03:56	CPA - Patterson, Kane 57 yd run (Stubblefield kick failed), 6-83 2:36	34 - 7
4th	08:48	BGA - Hollis, Garnett 7 yd pass from Semptimphelter (Sauder, Jack kick), 16-79 7:08	34 - 14
	07:55	CPA - Whitely, Andrew 40 yd run (Whatton, Foster kick), 2-46 0:53	41 - 14
	02:06	BGA - Bennett, Chico 58 yd pass from Semptimphelter (Sauder, Jack kick), 3-67 0:49	41 - 21

Quickie Statistics (Final)
CPA vs BGA (Nov 30, 2018 at Cookeville, Tenn.)

	CPA	BGA
Score	41	21
FIRST DOWNS	22	15
RUSHES-YARDS (NET)	50-356	23-118
PASSING YDS (NET)	152	277
Passes Att-Comp-Int	18-10-0	34-21-2
TOTAL OFFENSE PLAYS-YARDS	68-508	57-395
Fumble Returns-Yards	0-0	0-0
Punt Returns-Yards	0-0	0-0
Kickoff Returns-Yards	1-13	3-40
Interception Returns-Yards	2-23	0-0
Punts (Number-Avg)	2-21.5	2-19.5
Fumbles-Lost	0-0	0-0
Penalties-Yards	10-86	5-35
Possession Time	27:42	20:18
Third-Down Conversions	9 of 13	6 of 12
Fourth-Down Conversions	0 of 1	1 of 3
Red-Zone Scores-Chances	4-5	1-1

CPA

Rushing	No.	Gain	Loss	Net	TD	Lg	Avg
Madden, Andrew	20	135	0	135	0	41	6.8
Patterson, Kane	13	110	0	110	2	57	8.5
Reid, Tyler	5	47	0	47	0	22	9.4
Whitely, Andrew	3	43	2	41	1	40	13.7

Passing	C-A-I	Yds	TD	Long	Sack
Eledge, Ryan	10-17-0	152	3	44	0
TEAM	0-1-0	0	0	0	0

Receiving	No.	Yards	TD	Long
McCormick, B.	3	42	2	17
Cooper, Dean	2	31	1	16
Patterson, Kane	2	15	0	11
Henderson, Noah	1	44	0	44

Punting	No.	Yds	Avg	Long	In20	TB
Ellis, Sam	1	20	20.0	20	0	0
Eledge, Ryan	1	23	23.0	23	1	0

Punt Returns	No.	Yards	TD	Long

Kick Returns	No.	Yards	TD	Long
Nabors, Brett	1	13	0	13

Tackles	UA-A	Total	Sacks	TFL
Patterson, Kane	3-4	5.0	0.0	1.0
Stout, McNeill	3-2	4.0	0.0	0.0
West, Sam	3-1	3.5	0.0	0.0
McCormick, B.	1-4	3.0	0.0	1.0

BGA

Rushing	No.	Gain	Loss	Net	TD	Lg	Avg
Bennett, B.	11	67	3	64	0	19	5.8
Seay, Kaleb	6	25	0	25	0	15	4.2
Semptimphelter	5	26	2	24	0	11	4.8
Stevens, Tony	1	5	0	5	0	5	5.0

Passing	C-A-I	Yds	TD	Long	Sack
Semptimphelter	21-34-2	277	3	84	0

Receiving	No.	Yards	TD	Long
Bennett, Chico	6	102	1	58
Reed, Tiy	5	120	1	84
Stevens, Tony	4	26	0	10
Hollis, Garnett	3	25	1	11

Punting	No.	Yds	Avg	Long	In20	TB
Byram, Max	2	39	19.5	29	0	0

Punt Returns	No.	Yards	TD	Long

Kick Returns	No.	Yards	TD	Long
Reed, Tiy	3	40	0	19

Tackles	UA-A	Total	Sacks	TFL
Bennett, B.	10-4	12.0	0.0	0.0
Reed, Tiy	5-1	5.5	0.0	1.0
Bennett, Chico	5-1	5.5	0.0	1.0
Nicoll, Russ	2-6	5.0	0.0	0.0

Qtr	Time	Scoring Play	V-H
1st	04:25	CPA - Patterson, Kane 8 yd run (Stubblefield kick), 12-59 5:22	7 - 0
2nd	08:49	CPA - McCormick, B. 17 yd pass from Eledge, Ryan (Stubblefield kick), 4-52 1:14	14 - 0
	02:18	CPA - McCormick, B. 11 yd pass from Eledge, Ryan (Stubblefield kick), 10-54 3:23	21 - 0
	00:01	CPA - Cooper, Dean 16 yd pass from Eledge, Ryan (Stubblefield kick), 8-68 1:44	28 - 0
3rd	06:32	BGA - Reed, Tiy 84 yd pass from Semptimphelter (Sauder, Jack kick), 2-84 0:19	28 - 7
	03:56	CPA - Patterson, Kane 57 yd run (Stubblefield kick failed), 6-83 2:36	34 - 7
4th	08:48	BGA - Hollis, Garnett 7 yd pass from Semptimphelter (Sauder, Jack kick), 16-79 7:08	34 - 14
	07:55	CPA - Whitely, Andrew 40 yd run (Whatton, Foster kick), 2-46 0:53	41 - 14
	02:06	BGA - Bennett, Chico 58 yd pass from Semptimphelter (Sauder, Jack kick), 3-67 0:49	41 - 21

2017 Division II Class AA State Football Playoffs

November 3 - December 2, 2017

First Round

Game 101 Fri. Nov. 3 7:00 PM
- E #1 Notre Dame (8-1) 34
- M #5 Lipscomb Academy (1-9) 7

Game 102 Fri. Nov. 3 7:00 PM
- M #4 Goodpasture (1-9) 14
- E #3 Knoxville Grace (6-4) 49

Game 103 Fri. Nov. 3 7:00 PM
- M #1 CPA (8-2) 44
- E #5 CAK (2-8) 7

Game 104 Fri. Nov. 3 7:00 PM
- E #2 Knoxville Webb (6-3) 42
- E #4 Chattanooga Christian (5-5) 21

Game 105 Fri. Nov. 3 7:00 PM
- W #1 Lausanne (9-0) 35
- W #6 Northpoint Christian (5-5) 0

Game 106 Fri. Nov. 3 7:00 PM
- M #3 FRA (4-6) 17
- W #3 St. George's (4-6) 6

Game 107 Sat. Nov. 4 1:00 PM
- M #2 BGA (9-1) 54
- W #5 Harding Academy (3-7) 14

Game 108 Fri. Nov. 3 7:00 PM
- W #2 USJ (6-4) 35
- W #4 ECS (4-6) 17

Quarterfinals

Game 201 Fri. Nov. 10 7:00 PM
- Notre Dame 32
- Knoxville Grace 29

Game 202 Fri. Nov. 10 7:00 PM
- CPA 42
- Knoxville Webb 7

Game 203 Fri. Nov. 10 7:00 PM
- Lausanne 35
- FRA 21

Game 204 Fri. Nov. 10 7:00 PM
- BGA 48
- USJ 10

Semifinals

Game 301 Fri. Nov. 17 7:00 PM
- Notre Dame 42
- CPA 20

Game 302 Fri. Nov. 17 7:00 PM
- Lausanne 42
- BGA 21

Championship

Game 401 Sat. Dec. 2 3:00 PM TN Tech Univ.
- Notre Dame 13
- Lausanne 41

Lausanne
STATE CHAMPION

Notes:
All times are local time. The higher seed will host. If #1 East and #1 Middle meet in the semifinals, #1 East will host. If #2 Middle and #2 West meet in the quarterfinals, #2 Middle will Host.

2016 Division II Class A State Football Playoffs

November 4 - December 3, 2016

First Round

Game 101 Fri. Nov. 4 7:00 PM
- E/M D1 #1 — Knoxville Webb (8-1) 49
- E/M D2 #4 — Ezell-Harding (4-6) 13

Game 102 Fri. Nov. 4 7:00 PM
- W D1 #2 — Harding Academy (8-1) 48
- E/M D2 #3 — FRA (1-8) 16

Game 103 Fri. Nov. 4 7:00 PM
- E/M D2 #2 — Davidson Academy (7-3) 35
- W D1 #3 — FACS (7-3) 42

Game 104 Fri. Nov. 4 7:00 PM
- W D2 #1 — St. George's (8-2) 48
- W D1 #4 — ECS (2-8) 21

Game 105 Fri. Nov. 4 7:00 PM
- W D1 #1 — Lausanne (10-0) 42
- W D2 #4 — Tipton-Rosemark (5-5) 7

Game 106 Fri. Nov. 4 7:00 PM
- E/M D1 #2 — DCA (7-3) 49
- W D2 #3 — Fayette Academy (7-3) 7

Game 107 Fri. Nov. 4 7:00 PM
- W D2 #2 — USJ (7-3) 42
- E/M D1 #3 — Friendship Christian (6-4) 14

Game 108 Fri. Nov. 4 7:00 PM
- E/M D2 #1 — BGA (7-3) 44
- E/M D2 #4 — King's Academy (4-6) 7

Quarterfinals

Game 201 Fri. Nov. 11 7:00 PM
- Knoxville Webb 24
- Harding Academy 21

Game 202 Fri. Nov. 11 7:00 PM
- FACS 30
- St. George's 56

Game 203 Fri. Nov. 11 7:00 PM
- Lausanne 40
- DCA 7

Game 204 Fri. Nov. 11 7:00 PM
- USJ 31
- BGA 19

Semifinals

Game 301 Fri. Nov. 18 7:00 PM
- Knoxville Webb 69
- St. George's 48

Game 302 Fri. Nov. 18 7:00 PM
- Lausanne 30
- USJ 14

Championship

Game 401 Thu. Dec. 1 3:00 PM, TN Tech Univ.
- Knoxville Webb 9
- Lausanne 12

Lausanne
STATE CHAMPION

Notes:
All times are local time. In the semifinal round the higher seeded team in each bracket shall host. If the two teams are the same seed, in even-numbered years the bottom team in each bracket shall be the host team.

2015 Division II Class A State Football Playoffs

November 6 - December 5, 2015

Notes:
All times are local time. In the semifinal round the higher seeded team in each bracket shall host. If the two teams are the same seed, in odd-numbered years the top team in each bracket shall be the host team.

2014 Division II Class A Football Playoffs

November 7 - December 4, 2014

Notes:

2014 TSSAA BlueCross Bowl
Division II Class A Championship Game
Battle Ground Acad. vs Knox Webb (Dec 04, 2014)

Scoring Summary

Scoring Summary (Final)
Battle Ground Acad. (10-3) vs. Knox Webb (10-3)

Date: Dec 04, 2014 • Site: Cookeville, Tenn. • Stadium: Tucker Stadium • Attendance:

Score by Quarters	1	2	3	4	Score
Battle Ground Acad.	**7**	**0**	**14**	**0**	**21**
Knox Webb	**7**	**24**	**7**	**0**	**38**

SCORING SUMMARY				BGA -WEBB
1st	06:53	BGA	Hardiman, Z. 10 yd run (Bristol kick)	
			4 plays, 80 yards, TOP 0:42	7 – 0
	00:44	WEBB	Mitchell 10 yd run (Favaro kick)	
			13 plays, 66 yards, TOP 6:09	7 – 7
2nd	11:44	WEBB	Alexander 15 yd blocked punt return (Favaro kick)	
				7 – 14
	09:44	WEBB	Favaro 27 yd field goal	
			4 plays, 1 yard, TOP 1:46	7 – 17
	07:17	WEBB	Mitchell 55 yd interception return (Favaro kick)	
				7 – 24
	01:18	WEBB	Berube 13 yd run (Favaro kick)	
			8 plays, 56 yards, TOP 4:02	7 – 31
3rd	09:51	BGA	Beathard 1 yd run (Bristol kick)	
			4 plays, 7 yards, TOP 2:09	14 – 31
	06:51	WEBB	Berube 4 yd run (Favaro kick)	
			8 plays, 80 yards, TOP 3:00	14 – 38
	04:17	BGA	Cawthorne 13 yd pass from Beathard (Bristol kick)	
			12 plays, 80 yards, TOP 2:34	21 – 38

Kickoff time: 3:07 • End of Game: 5:34 • Total elapsed time: 2:27
Referee: Leonard Scarbro •
Umpire: William Eby •
Linesman: Greg Porter •
Line judge: Gary Kennedy •
Back judge: Larry Bray •
Field judge: Travis Borum •
Side judge: Daniel Ingram •
Alternate: ECO B. Jackson •
Temperature: 58 • Wind: Calm • Weather: Warm, Humid
Offensive MVP: Brant Mitchell (Webb)
Defensive MVP: Brant Mitchell (Webb)

Team Statistics

Team Statistics (Final)

Team Totals	BGA	WEBB
FIRST DOWNS	14	15
Rushing	3	13

Passing	10	2
Penalty	1	0
NET YARDS RUSHING	78	255
Rushing Attempts	28	49
Average Per Rush	2.8	5.2
Rushing Touchdowns	2	3
Yards Gained Rushing	97	276
Yards Lost Rushing	19	21
NET YARDS PASSING	248	24
Completions-Attempts-Int	19-32-2	3-6-1
Average Per Attempt	7.8	4.0
Average Per Completion	13.1	8.0
Passing Touchdowns	1	0
TOTAL OFFENSE YARDS	326	279
Total offense plays	60	55
Average Gain Per Play	5.4	5.1
Fumbles: Number-Lost	2-2	2-2
Penalties: Number-Yards	5-50	5-26
PUNTS-YARDS	2-25	1-26
Average Yards Per Punt	12.5	26.0
Net Yards Per Punt	4.5	26.0
Inside 20	0	0
50+ Yards	0	0
Touchbacks	0	0
Fair catch	0	0
KICKOFFS-YARDS	4-145	7-346
Average Yards Per Kickoff	36.2	49.4
Net Yards Per Kickoff	19.0	23.1
Touchbacks	1	1
Punt returns: Number-Yards-TD	0-0-0	2-16-1
Average Per Return	0.0	8.0
Kickoff returns: Number-Yds-TD	6-164-0	2-49-0
Average Per Return	27.3	24.5
Interceptions: Number-Yds-TD	1-0-0	2-66-1
Fumble Returns: Number-Yds-TD	0-0-0	1-0-0
Miscellaneous Yards	0	0
Possession Time	19:45	24:59
1st Quarter	2:09	9:51
2nd Quarter	5:58	6:02
3rd Quarter	8:47	3:13
4th Quarter	2:51	5:53
Third-Down Conversions	4 of 12	7 of 12
Fourth-Down Conversions	3 of 6	1 of 1
Red-Zone Scores-Chances	3-3	4-7
Touchdowns	3-3	3-7
Field goals	0-3	1-7
Sacks By: Number-Yards	0-0	2-15
PAT Kicks	3-3	5-5
Field Goals	0-0	1-2
Points off turnovers	0	10

Individual Statistics

Individual Statistics (Final)

Battle Ground Acad.

RUSHING	No.	Gain	Loss	Net	TD	Lg	Avg.

Knox Webb

RUSHING	No.	Gain	Loss	Net	TD	Lg	Avg.

Hardiman, Z.	11	56	0	56	1	12	5.1
Cawthorne	1	6	0	6	0	6	6.0
Beathard	10	21	15	6	1	13	0.6
Webster	1	4	0	4	0	4	4.0
Pasley	1	3	0	3	0	3	3.0
Cleveland	3	6	4	2	0	6	0.7
Abbott, Hal	1	1	0	1	0	1	1.0
Totals...	28	97	19	78	2	13	2.8

PASSING	Cmp-Att-Int	Yds	TD	Long	Sack
Beathard	19-31-2	248	1	64	2
Pasley	0-1-0	0	0	0	0
Totals...	19-32-2	248	1	64	2

RECEIVING	No.	Yds	TD	Lg
Cawthorne	8	71	1	14
Cleveland	6	112	0	64
Auerbach	2	37	0	19
Berry	2	22	0	15
Pasley	1	6	0	6
Totals...	19	248	1	64

PUNTING	No.	Yds	Avg	Long	In20	TB
TEAM	1	-11	-11.0	0	0	0
Grosvenor	1	36	36.0	36	0	0
Totals...	2	25	12.5	36	0	0

	Punts			Kickoffs			Intercept		
ALL RETURNS	No	Yds	Lg	No	Yds	Lg	No	Yds	Lg
Cleveland	0	0	0	5	156	74	0	0	0
Berry	0	0	0	1	8	10	1	0	0
Totals...	0	0	0	6	164	74	1	0	0

ALL PURPOSE	Rush	Rcv	KR	PR	IR	Total
Cleveland	2	112	156	0	0	270
Cawthorne	6	71	0	0	0	77
Hardiman, Z.	56	0	0	0	0	56
Auerbach	0	37	0	0	0	37
Berry	0	22	8	0	0	30
Pasley	3	6	0	0	0	9
Beathard	6	0	0	0	0	6
Webster	4	0	0	0	0	4
Abbott, Hal	1	0	0	0	0	1
Totals...	78	248	164	0	0	490

FIELD GOAL ATTEMPTS

KICKOFFS	No.	Yds	TB	OB	Avg.
Bristol	4	145	1	1	36.2

Mitchell	23	112	1	111	1	10	4.8
Berube	5	56	0	56	2	28	11.2
Stephens	9	60	13	47	0	26	5.2
Beeler	8	45	3	42	0	18	5.2
Jefferson	2	2	0	2	0	2	1.0
TEAM	2	1	4	-3	0	0	-1.5
Totals...	49	276	21	255	3	28	5.2

PASSING	Cmp-Att-Int	Yds	TD	Long	Sack
Beeler	3-6-1	24	0	14	0
Totals...	3-6-1	24	0	14	0

RECEIVING	No.	Yds	TD	Lg
Jefferson	1	14	0	14
Stephens	1	9	0	9
Berube	1	1	0	1
Totals...	3	24	0	14

PUNTING	No.	Yds	Avg	Long	In20	TB
Mitchell	1	26	26.0	26	0	0
Totals...	1	26	26.0	26	0	0

	Punts			Kickoffs			Intercept		
ALL RETURNS	No	Yds	Lg	No	Yds	Lg	No	Yds	Lg
Stephens	0	0	0	1	13	13	0	0	0
Miniard	0	0	0	1	36	36	0	0	0
Alexander	1	15	15	0	0	0	0	0	0
Mitchell	0	0	0	0	0	0	2	66	55
Beeler	1	1	1	0	0	0	0	0	0
Totals...	2	16	15	2	49	36	2	66	55

ALL PURPOSE	Rush	Rcv	KR	PR	IR	Total
Mitchell	111	0	0	0	66	177
Stephens	47	9	13	0	0	69
Berube	56	1	0	0	0	57
Beeler	42	0	0	1	0	43
Miniard	0	0	36	0	0	36
Jefferson	2	14	0	0	0	16
Alexander	0	0	0	15	0	15
TEAM	-3	0	0	0	0	-3
Totals...	255	24	49	16	66	410

FIELD GOAL ATTEMPTS

Favaro	1st	07:35	36 yards	Missed
Favaro	2nd	09:44	27 yards	Good

KICKOFFS	No.	Yds	TB	OB	Avg.
Favaro	7	346	1	0	49.4

FUMBLES: Battle Ground Acad.-Berry 2-2. Knox Webb-Beeler 1-1; TEAM 1-1.

Drive Chart

Drive Chart (Final)

	Drive Started				Drive Ended				Consumed		
Team	Qtr	Spot	Time	Obtained	Spot	Time		How Lost	Pl-Yds	TOP	RZ
BGA	1st	B37	11:52	Interception	B45	11:09		Fumble	2-8	0:43	
BGA	1st	B20	07:35	Missed FG	W00	06:53	*	TOUCHDOWN	4-80	0:42	#
BGA	1st	B21	00:44	Kickoff	B26	11:44		Punt	3-5	1:00	
BGA	2nd	B13	11:44	Kickoff	B11	11:30		Fumble	0–2	0:14	
BGA	2nd	B45	09:44	Kickoff	B49	07:17		Interception	4-4	2:27	
BGA	2nd	B23	07:17	Kickoff	B21	05:20		Punt	3–2	1:57	
BGA	2nd	B30	01:18	Kickoff	W31	00:00		End of half	5-39	1:18	
BGA	3rd	W07	12:00	Kickoff	W00	09:51	*	TOUCHDOWN	4-7	2:09	#
BGA	3rd	B20	06:51	Kickoff	W00	04:17	*	TOUCHDOWN	12-80	2:34	#
BGA	3rd	B12	04:04	Fumble	W29	11:09		Downs	14-59	4:55	
BGA	4th	B42	08:58	Punt	B42	08:47		Interception	1-0	0:11	
BGA	4th	B16	05:05	Fumble	B38	03:16		Downs	8-22	1:49	
WEBB	1st	W35	12:00	Kickoff	W35	11:52		Interception	1-0	0:08	
WEBB	1st	B45	11:09	Fumble	B18	07:35		Missed FG	7-27	3:34	#
WEBB	1st	W34	06:53	Kickoff	B00	00:44	*	TOUCHDOWN	13-66	6:09	#
WEBB	2nd	B00	11:44	Punt	B00	11:30	*	TOUCHDOWN	0-0	0:14	
WEBB	2nd	B11	11:30	Fumble	B10	09:44	*	FIELD GOAL	4-1	1:46	#
WEBB	2nd	B00	07:17	Interception	B00	07:17	*	TOUCHDOWN	0-0	0:00	
WEBB	2nd	W44	05:20	Punt	B00	01:18	*	TOUCHDOWN	8-56	4:02	#
WEBB	3rd	W40	12:00	Possession	W40	12:00		Kickoff	0-0	0:00	
WEBB	3rd	W20	09:51	Kickoff	B00	06:51	*	TOUCHDOWN	8-80	3:00	#
WEBB	3rd	B13	04:17	Kickoff	B12	04:04		Fumble	1-1	0:13	#
WEBB	4th	W29	11:09	Downs	W32	08:58		Punt	3-3	2:11	
WEBB	4th	B39	08:47	Interception	B16	05:05		Fumble	7-23	3:42	#
WEBB	4th	B38	03:16	Downs	B31	00:00		0:00	5-7	0:00	

Battle Ground Acad.	1st Qtr	2nd Qtr	3rd Qtr	4th Qtr	1st Half	2nd Half	Total
Time of possession	02:09	05:58	08:47	02:51	08:07	11:38	19:45
3rd Down Conversions	1/1	1/4	2/4	0/3	2/5	2/7	4/12
Average field position	B26	B32	B41	B29	B29	B36	B32
4th Down Conversions	0/0	0/1	2/2	1/3	0/1	3/5	3/6

Knox Webb	1st Qtr	2nd Qtr	3rd Qtr	4th Qtr	1st Half	2nd Half	Total
Time of possession	09:51	06:02	03:13	05:53	15:53	09:06	24:59
3rd Down Conversions	4/5	2/3	1/1	0/3	6/8	1/4	7/12
Average field position	W41	B23	B47	W45	B41	W49	B45
4th Down Conversions	0/0	0/0	0/0	1/1	0/0	1/1	1/1

Drive Chart (By Quarter)

Drive Started					Drive Ended				Consumed		
Team	Qtr	Spot	Time	Obtained	Spot	Time		How Lost	Pl-Yds	TOP	RZ
WEBB	1st	W35	12:00	Kickoff	W35	11:52		Interception	1-0	0:08	
BGA	1st	B37	11:52	Interception	B45	11:09		Fumble	2-8	0:43	
WEBB	1st	B45	11:09	Fumble	B18	07:35		Missed FG	7-27	3:34	#
BGA	1st	B20	07:35	Missed FG	W00	06:53	*	TOUCHDOWN	4-80	0:42	#
WEBB	1st	W34	06:53	Kickoff	B00	00:44	*	TOUCHDOWN	13-66	6:09	#
BGA	1st	B21	00:44	Kickoff	B26	11:44		Punt	3-5	1:00	
WEBB	2nd	B00	11:44	Punt	B00	11:30	*	TOUCHDOWN	0-0	0:14	
BGA	2nd	B13	11:44	Kickoff	B11	11:30		Fumble	0–2	0:14	
WEBB	2nd	B11	11:30	Fumble	B10	09:44	*	FIELD GOAL	4-1	1:46	#
BGA	2nd	B45	09:44	Kickoff	B49	07:17		Interception	4-4	2:27	
WEBB	2nd	B00	07:17	Interception	B00	07:17	*	TOUCHDOWN	0-0	0:00	
BGA	2nd	B23	07:17	Kickoff	B21	05:20		Punt	3–2	1:57	
WEBB	2nd	W44	05:20	Punt	B00	01:18	*	TOUCHDOWN	8-56	4:02	#
BGA	2nd	B30	01:18	Kickoff	W31	00:00		End of half	5-39	1:18	
WEBB	3rd	W40	12:00	Possession	W40	12:00		Kickoff	0-0	0:00	
BGA	3rd	W07	12:00	Kickoff	W00	09:51	*	TOUCHDOWN	4-7	2:09	#
WEBB	3rd	W20	09:51	Kickoff	B00	06:51	*	TOUCHDOWN	8-80	3:00	#
BGA	3rd	B20	06:51	Kickoff	W00	04:17	*	TOUCHDOWN	12-80	2:34	#
WEBB	3rd	B13	04:17	Kickoff	B12	04:04		Fumble	1-1	0:13	#
BGA	3rd	B12	04:04	Fumble	W29	11:09		Downs	14-59	4:55	
WEBB	4th	W29	11:09	Downs	W32	08:58		Punt	3-3	2:11	
BGA	4th	B42	08:58	Punt	B42	08:47		Interception	1-0	0:11	
WEBB	4th	B39	08:47	Interception	B16	05:05		Fumble	7-23	3:42	#
BGA	4th	B16	05:05	Fumble	B38	03:16		Downs	8-22	1:49	
WEBB	4th	B38	03:16	Downs	B31	00:00		0:00	5-7	0:00	

Defensive Statistics

Defensive Statistics (Final)

##	Battle Ground Acad.	Solo	Ast	Total	TFL/Yds	FF	FR-Yds	Int-Yds	BrUp	Blkd	Sack/Yds	QBH
22	Berry	8	2	9.0	.	.	.	1-0	.	.	.	.
33	Hardiman, Z.	6	3	7.5	0.5/1	.	1-0	.	.	.	.	.
2	Wells	6	3	7.5	1.5/7	.	.	.	2	.	.	.
1	Webster	5	.	5.0	.	.	.	.	.	.	.	.
8	Taylor	4	1	4.5	0.5/0	.	.	.	.	.	.	1
56	Abbott, Hal	4	.	4.0	1.0/5	.	.	.	.	.	.	.
54	Abbott, Har.	3	2	4.0	.	1	.	.	.	.	.	.
13	Grosvenor	3	1	3.5	.	.	1-0	.	.	.	.	.
26	Jones	1	4	3.0	0.5/1	.	.	.	.	.	.	.
3	Cleveland	2	.	2.0	.	.	.	.	.	.	.	.
28	Bristol	1	.	1.0	.	.	.	.	.	.	.	.
34	Mitchell	1	.	1.0	.	.	.	.	.	.	.	.

##	Knox Webb	Solo	Ast	Total	TFL/Yds	FF	FR-Yds	Int-Yds	BrUp	Blkd	Sack/Yds	QBH
36	Jordan, T.	8	1	8.5	0.5/2	.	.	.	.	.	.	.
33	Stephens	6	.	6.0	.	.	.	.	.	.	.	.
27	Berube	5	1	5.5	.	1	.	.	1	.	.	.
43	Mitchell	5	.	5.0	.	.	.	2-66	1	.	.	.
80	Craig	5	.	5.0	.	.	1-0	.	1	.	.	1
83	Miniard	4	.	4.0	.	1	.	.	.	.	.	1
60	Thompson	3	.	3.0	2.0/15	.	.	.	.	.	2.0/15	.
45	Beeler	3	.	3.0	.	.	.	.	.	.	.	.
8	Jefferson	2	1	2.5	.	.	.	.	.	.	.	.
75	Sams	2	.	2.0	.	.	.	.	.	.	.	.
74	Nickle	2	.	2.0	.	.	.	.	.	.	.	.
7	Alexander	1	1	1.5	0.5/2	.	1-0	.	.	1	.	.

Participation Report

Participation Report (Final)

Battle Ground Acad.: 1-Webster, 2-Wells, 3-Cleveland, 4-Pasley, 6-Auerbach, 7-Cawthorne, 8-Taylor, 13-Grosvenor, 14-Beathard, 22-Berry, 26-Jones, 28-Bristol, 33-Hardiman, Z., 34-Mitchell, 54-Abbott, Har., 56-Abbott, Hal.

Knox Webb: 7-Alexander, 8-Jefferson, 9-Favaro, 27-Berube, 33-Stephens, 36-Jordan, T., 43-Mitchell, 45-Beeler, 60-Thompson, 74-Nickle, 75-Sams, 80-Craig, 83-Miniard.

Box Score

Box Score (Final)

```
Score by Quarters     1  2  3  4   Score
-----------------    -- -- -- --   -----
Battle Ground Acad..  7  0 14  0  - 21       Record: (10-3)
Knox Webb...........  7 24  7  0  - 38       Record: (10-3)

Scoring Summary:
1st 06:53 BGA - Hardiman, Z. 10 yd run (Bristol kick), 4-80 0:42, BGA 7 - WEBB 0
    00:44 WEBB - Mitchell 10 yd run (Favaro kick), 13-66 6:09, BGA 7 - WEBB 7
2nd 11:44 WEBB - Alexander 15 yd blocked punt return (Favaro kick), , BGA 7 - WEBB 14
    09:44 WEBB - Favaro 27 yd field goal, 4-1 1:46, BGA 7 - WEBB 17
    07:17 WEBB - Mitchell 55 yd interception return (Favaro kick), , BGA 7 - WEBB 24
    01:18 WEBB - Berube 13 yd run (Favaro kick), 8-56 4:02, BGA 7 - WEBB 31
3rd 09:51 BGA - Beathard 1 yd run (Bristol kick), 4-7 2:09, BGA 14 - WEBB 31
    06:51 WEBB - Berube 4 yd run (Favaro kick), 8-80 3:00, BGA 14 - WEBB 38
    04:17 BGA - Cawthorne 13 yd pass from Beathard (Bristol kick), 12-80 2:34, BGA 21 - WEBB 38

                                      BGA     WEBB
FIRST DOWNS....................        14       15
RUSHES-YARDS (NET).............    28-78   49-255
PASSING YDS (NET)..............       248       24
Passes Att-Comp-Int...........  32-19-2    6-3-1
TOTAL OFFENSE PLAYS-YARDS.....   60-326   55-279
Fumble Returns-Yards..........      0-0      1-0
Punt Returns-Yards............      0-0     2-16
Kickoff Returns-Yards.........    6-164     2-49
Interception Returns-Yards....      1-0     2-66
Punts (Number-Avg)............   2-12.5   1-26.0
Fumbles-Lost..................      2-2      2-2
Penalties-Yards...............     5-50     5-26
Possession Time...............    19:45    24:59
Third-Down Conversions........  4 of 12  7 of 12
Fourth-Down Conversions.......   3 of 6   1 of 1
Red-Zone Scores-Chances.......      3-3      4-7
Sacks By: Number-Yards........      0-0     2-15

RUSHING: Battle Ground Acad.-Hardiman, Z. 11-56; Beathard 10-6; Cawthorne
1-6; Webster 1-4; Pasley 1-3; Cleveland 3-2; Abbott, Hal 1-1. Knox Webb-Mitchell
23-111; Berube 5-56; Stephens 9-47; Beeler 8-42; Jefferson 2-2; TEAM 2-minus 3.

PASSING: Battle Ground Acad.-Beathard 19-31-2-248; Pasley 0-1-0-0. Knox
Webb-Beeler 3-6-1-24.

RECEIVING: Battle Ground Acad.-Cawthorne 8-71; Cleveland 6-112; Auerbach
2-37; Berry 2-22; Pasley 1-6. Knox Webb-Jefferson 1-14; Stephens 1-9; Berube
1-1.

INTERCEPTIONS: Battle Ground Acad.-Berry 1-0. Knox Webb-Mitchell 2-66.

FUMBLES: Battle Ground Acad.-Berry 2-2. Knox Webb-TEAM 1-1; Beeler 1-1.

Stadium: Tucker Stadium        Attendance: 0
Kickoff time: 3:07      End of Game: 5:34      Total elapsed time: 2:27

Officials: Referee: Leonard Scarbro; Umpire: William Eby; Linesman: Greg Porter;
Line judge: Gary Kennedy; Back judge: Larry Bray; Field judge: Travis Borum;
Side judge: Daniel Ingram; Alternate: ECO B. Jackson;
Temperature: 58        Wind: Calm      Weather: Warm, Humid

Offensive MVP: Brant Mitchell (Webb)
Defensive MVP: Brant Mitchell (Webb)
```

Play-by-Play Summary

1st Quarter

			Webb will receive.
			Bristol kickoff 37 yards to the WEBB23, out-of-bounds, WEBB ball on WEBB35.
Webb	1-10	at Webb35	Beeler pass intercepted by Berry at the BGA37, Berry return 0 yards to the BGA37.
			Drive: 1 plays, 0 yards, TOP 00:08
Bga	1-10	at Bga37	BATTLE GROUND ACAD. drive start at 11:52.
Bga	1-10	at Bga37	Hardiman, Z. rush for 1 yard to the BGA38 (Sams).
Bga	2-9	at Bga38	Beathard pass complete to Berry for 7 yards to the BGA45, fumble forced by Berube, fumble by Berry recovered by WEBB Alexander at BGA45, Alexander for no gain to the BGA45 (Hardiman, Z.).
			Drive: 2 plays, 8 yards, TOP 00:43
Webb	1-10	at Bga45	KNOX WEBB drive start at 11:09.
Webb	1-10	at Bga45	Mitchell rush for 5 yards to the BGA40 (Wells).
Webb	2-5	at Bga40	Mitchell rush for 2 yards to the BGA38 (Hardiman, Z.;Jones).
Webb	3-3	at Bga38	Beeler rush for 18 yards to the BGA20, **1ST DOWN WEBB** (Cleveland).
Webb	1-10	at Bga20	Jefferson rush for no gain to the BGA20 (Hardiman, Z.).
Webb	2-10	at Bga20	Beeler pass complete to Stephens for 9 yards to the BGA11 (Cleveland), *PENALTY WEBB IE (Harrison) 5 yards to the BGA25*, NO PLAY.
Webb	2-15	at Bga25	Stephens rush for 7 yards to the BGA18 (Wells).
Webb	3-8	at Bga18	Beeler pass incomplete to Alexander, dropped pass (Wells).
Webb	4-8	at Bga18	Favaro field goal attempt from 36 MISSED – short, spot at BGA20, clock 07:35.
			Drive: 7 plays, 27 yards, TOP 03:34
Bga	1-10	at Bga20	BATTLE GROUND ACAD. drive start at 07:35.
Bga	1-10	at Bga20	Cleveland rush for 6 yards to the BGA26, out-of-bounds (Mitchell).
Bga	2-4	at Bga26	Beathard pass complete to Cleveland for no gain to the BGA26, out-of-bounds (Miniard).
Bga	3-4	at Bga26	Beathard pass complete to Cleveland for 64 yards to the WEBB10, **1ST DOWN BGA** (Berube).
Bga	1-G	at Webb10	Hardiman, Z. rush for 10 yards to the WEBB0, TOUCHDOWN, clock 06:53.
			Bristol kick attempt good.
			Battle Ground Acad. 7, Knox Webb 0
			Drive: 4 plays, 80 yards, TOP 00:42
			Bristol kickoff 39 yards to the WEBB21, Stephens return 13 yards to the WEBB34 (Webster).
Webb	1-10	at Webb34	KNOX WEBB drive start at 06:53.
Webb	1-10	at Webb34	Beeler rush for 2 yards to the WEBB36 (Taylor).
Webb	2-8	at Webb36	Beeler pass complete to Jefferson for 14 yards to the 50 yardline, **1ST DOWN WEBB** (Hardiman, Z.;Grosvenor).
Webb	1-10	at Webb50	Jefferson rush for 2 yards to the BGA48 (Wells).
Webb	2-8	at Bga48	Beeler rush for 7 yards to the BGA41 (Grosvenor).
Webb	3-1	at Bga41	Timeout Battle Ground Acad., clock 04:26.
Webb	3-1	at Bga41	Mitchell rush for 3 yards to the BGA38, **1ST DOWN WEBB** (Abbott, Har.;Berry).
Webb	1-10	at Bga38	Mitchell rush for 9 yards to the BGA29 (Wells;Berry).
Webb	2-1	at Bga29	Mitchell rush for no gain to the BGA29 (Abbott, Hal).
Webb	3-1	at Bga29	Mitchell rush for 2 yards to the BGA27, **1ST DOWN WEBB** (Wells).

Webb	1-10	at Bga27	Beeler pass incomplete to Berube (Wells).
Webb	2-10	at Bga27	Stephens rush for 7 yards to the BGA20 (Webster).
Webb	3-3	at Bga20	Beeler rush for 3 yards to the BGA17, **1ST DOWN WEBB**, out-of-bounds (Grosvenor).
Webb	1-10	at Bga17	Mitchell rush for 7 yards to the BGA10 (Hardiman, Z.).
Webb	2-3	at Bga10	Mitchell rush for 10 yards to the BGA0, **1ST DOWN WEBB**, TOUCHDOWN, clock 00:44.
			Favaro kick attempt good.
			Battle Ground Acad. 7, Knox Webb 7
			Drive: 13 plays, 66 yards, TOP 06:09
			Favaro kickoff 45 yards to the BGA15, Cleveland return 6 yards to the BGA21 (Jordan, T.).
Bga	1-10	at Bga21	BATTLE GROUND ACAD. drive start at 00:44.
Bga	1-10	at Bga21	Beathard pass complete to Pasley for 6 yards to the BGA27, out-of-bounds (Jordan, T.), QB hurry by Miniard.
Bga	2-4	at Bga27	Pasley rush for 3 yards to the BGA30 (Jordan, T.).
			Drive: 2 plays, 9 yards, TOP 01:00
			Battle Ground Acad. 7, Knox Webb 7

2nd Quarter

Bga	3-1	at Bga30	Start of 2nd quarter, clock 12:00.
Bga	3-1	at Bga30	Cleveland rush for loss of 4 yards to the BGA26, out-of-bounds (Jordan, T.;Alexander).
Bga	4-5	at Bga26	TEAM punt -11 yards to the BGA15, Alexander return 15 yards to the BGA0, TOUCHDOWN, clock 11:44 (blocked by Alexander).
			Drive: 3 plays, 5 yards, TOP 01:00
			Favaro kick attempt good.
			Knox Webb 14, Battle Ground Acad. 7
			Favaro kickoff 57 yards to the BGA3, Berry return 10 yards to the BGA13, fumble forced by Miniard, fumble by Berry recovered by WEBB Craig at BGA11, *PENALTY BGA illegal block declined*.
Webb	1-10	at Bga11	KNOX WEBB drive start at 11:30.
Webb	1-10	at Bga11	Stephens rush for loss of 5 yards to the BGA16 (Abbott, Hal).
Webb	2-15	at Bga16	Beeler rush for 6 yards to the BGA10, out-of-bounds (Hardiman, Z.), QB hurry by Taylor.
Webb	3-9	at Bga10	Mitchell rush for 5 yards to the BGA5 (Taylor).
Webb	4-4	at Bga05	*PENALTY WEBB delay of game 5 yards to the BGA10*.
Webb	4-9	at Bga10	Favaro field goal attempt from 27 GOOD, clock 09:44.
			Knox Webb 17, Battle Ground Acad. 7
			Drive: 4 plays, 1 yards, TOP 01:46
			Favaro kickoff 56 yards to the BGA4, Cleveland return 41 yards to the BGA45 (Beeler).
Bga	1-10	at Bga45	BATTLE GROUND ACAD. drive start at 09:44.
Bga	1-10	at Bga45	Beathard sacked for loss of 7 yards to the BGA38 (Thompson).
Bga	2-17	at Bga38	Beathard pass complete to Cleveland for 13 yards to the WEBB49 (Jefferson).
Bga	3-4	at Webb49	Beathard pass complete to Cleveland for 3 yards to the WEBB46 (Stephens).
Bga	4-1	at Webb46	*PENALTY BGA false start 5 yards to the BGA49*.
Bga	4-6	at Bga49	Beathard pass intercepted by Mitchell at the WEBB45, Mitchell return 55 yards to the BGA0, TOUCHDOWN, clock 07:17.
			Drive: 4 plays, 4 yards, TOP 02:27
			Favaro kick attempt good.
			Knox Webb 24, Battle Ground Acad. 7
			Favaro kickoff 51 yards to the BGA9, Cleveland return 14 yards to the BGA23 (Berube).
Bga	1-10	at Bga23	BATTLE GROUND ACAD. drive start at 07:17.
Bga	1-10	at Bga23	Cawthorne rush for 6 yards to the BGA29 (Miniard).
Bga	2-4	at Bga29	Beathard sacked for loss of 8 yards to the BGA21 (Thompson).
Bga	3-12	at Bga21	Beathard rush for no gain to the BGA21 (Craig).
Bga	4-12	at Bga21	Grosvenor punt 36 yards to the WEBB43, Beeler return 1 yards to the WEBB44 (Webster).
			Drive: 3 plays, minus 2 yards, TOP 01:57
Webb	1-10	at Webb44	KNOX WEBB drive start at 05:20.
Webb	1-10	at Webb44	Beeler rush for 7 yards to the BGA49 (Abbott, Har.).
Webb	2-3	at Bga49	Stephens rush for 11 yards to the BGA38, **1ST DOWN WEBB** (Berry).
Webb	1-10	at Bga38	Mitchell rush for 3 yards to the BGA35 (Hardiman, Z.).
Webb	2-7	at Bga35	Berube rush for 6 yards to the BGA29 (Berry).
Webb	3-1	at Bga29	Beeler pass complete to Stephens for 9 yards to the BGA20, **1ST DOWN WEBB** (Berry).

Webb	1-10	at Bga20	Mitchell rush for 5 yards to the BGA15 (Taylor).
Webb	2-5	at Bga15	Stephens rush for 2 yards to the BGA13 (Abbott, Har.;Jones).
Webb	3-3	at Bga13	Berube rush for 13 yards to the BGA0, **1ST DOWN WEBB**, TOUCHDOWN, clock 01:18.
			Favaro kick attempt good.
			Knox Webb 31, Battle Ground Acad. 7
			Drive: 8 plays, 56 yards, TOP 04:02
			Favaro kickoff 51 yards to the BGA9, Cleveland return 21 yards to the BGA30 (Jefferson).
Bga	1-10	at Bga30	BATTLE GROUND ACAD. drive start at 01:18.
Bga	1-10	at Bga30	Beathard pass incomplete to Auerbach (Craig).
Bga	2-10	at Bga30	Beathard rush for no gain to the BGA30 (Jordan, T.).
Bga	3-10	at Bga30	Timeout Battle Ground Acad., clock 00:22.
Bga	3-10	at Bga30	Beathard pass complete to Auerbach for 18 yards to the BGA48, **1ST DOWN BGA**.
Bga	1-10	at Bga48	Beathard pass incomplete to Cawthorne, QB hurry by Craig.
Bga	2-10	at Bga48	Beathard pass complete to Cleveland for 21 yards to the WEBB31, **1ST DOWN BGA** (Mitchell).
Bga	1-10	at Webb31	End of half, clock 00:00.
			Drive: 5 plays, 39 yards, TOP 01:18
			Knox Webb 31, Battle Ground Acad. 7

3rd Quarter

Bga	1-10	at Webb31	Start of 3rd quarter, clock 12:00.
Bga	1-10	at Webb31	Change of possession, WEBB ball on WEBB40, 1st and 10.
			Drive: 5 plays, 39 yards, TOP 01:18
Webb	1-10	at Webb40	KNOX WEBB drive start at 12:00.
			Favaro kickoff 41 yards to the BGA19, Cleveland return 74 yards to the WEBB7, out-of-bounds (Beeler).
Bga	1-G	at Webb07	BATTLE GROUND ACAD. drive start at 12:00.
Bga	1-G	at Webb07	Hardiman, Z. rush for 3 yards to the WEBB4 (Craig).
Bga	2-G	at Webb04	Hardiman, Z. rush for 2 yards to the WEBB2 (Mitchell).
Bga	3-G	at Webb02	Abbott, Hal rush for 1 yard to the WEBB1 (Thompson).
Bga	4-G	at Webb01	Beathard rush for 1 yard to the WEBB0, TOUCHDOWN, clock 09:51.
			Bristol kick attempt good.
			Knox Webb 31, Battle Ground Acad. 14
			Drive: 4 plays, 7 yards, TOP 02:09
			Bristol kickoff 60 yards to the WEBB0, touchback.
Webb	1-10	at Webb20	KNOX WEBB drive start at 09:51.
Webb	1-10	at Webb20	*PENALTY WEBB false start 5 yards to the WEBB15.*
Webb	1-15	at Webb15	Mitchell rush for loss of 1 yard to the WEBB14 (Jones;Taylor).
Webb	2-16	at Webb14	Berube rush for 28 yards to the WEBB42, **1ST DOWN WEBB**, out-of-bounds (Berry).
Webb	1-10	at Webb42	Mitchell rush for 7 yards to the WEBB49 (Jones).
Webb	2-3	at Webb49	Stephens rush for 26 yards to the BGA25, **1ST DOWN WEBB**, out-of-bounds (Webster).
Webb	1-10	at Bga25	Mitchell rush for 7 yards to the BGA18 (Wells).
Webb	2-3	at Bga18	Mitchell rush for 2 yards to the BGA16 (Abbott, Hal).
Webb	3-1	at Bga16	Mitchell rush for 7 yards to the BGA9, **1ST DOWN WEBB** (Mitchell).
Webb	1-G	at Bga09	*PENALTY BGA encroachment 5 yards to the BGA4.*
Webb	1-G	at Bga04	Berube rush for 4 yards to the BGA0, TOUCHDOWN, clock 06:51.
			Favaro kick attempt good.
			Knox Webb 38, Battle Ground Acad. 14
Webb	1-G	at Webb40	*PENALTY BGA unsportsmanlike conduct 15 yards to the BGA45.*
			Drive: 8 plays, 80 yards, TOP 03:00
			Favaro kickoff 45 yards to the BGA0, touchback.
Bga	1-10	at Bga20	BATTLE GROUND ACAD. drive start at 06:51.
Bga	1-10	at Bga20	Beathard pass complete to Cawthorne for 12 yards to the BGA32, **1ST DOWN BGA** (Beeler).
Bga	1-10	at Bga32	Beathard pass complete to Cawthorne for 8 yards to the BGA40 (Berube).
Bga	2-2	at Bga40	Beathard pass complete to Cawthorne for 7 yards to the BGA47, **1ST DOWN BGA** (Jordan, T.).
Bga	1-10	at Bga47	Hardiman, Z. rush for 10 yards to the WEBB43, **1ST DOWN BGA** (Craig).
Bga	1-10	at Webb43	Beathard pass complete to Cawthorne for 3 yards to the WEBB40 (Stephens).

Bga	2-7	at Webb40	Beathard rush for no gain to the WEBB40 (Craig), *PENALTY BGA holding 10 yards to the 50 yardline*.
Bga	2-17	at Bga50	2nd and 17.
Bga	2-17	at Bga50	Beathard pass incomplete to Cawthorne.
Bga	3-17	at Bga50	Beathard rush for 13 yards to the WEBB37, out-of-bounds (Jordan, T.).
Bga	4-4	at Webb37	Beathard pass complete to Cleveland for 11 yards to the WEBB26, **1ST DOWN BGA**, out-of-bounds.
Bga	1-10	at Webb26	Hardiman, Z. rush for 10 yards to the WEBB16, **1ST DOWN BGA** (Alexander).
Bga	1-10	at Webb16	Hardiman, Z. rush for 3 yards to the WEBB13 (Nickle).
Bga	2-7	at Webb13	Beathard pass complete to Cawthorne for 13 yards to the WEBB0, **1ST DOWN BGA**, TOUCHDOWN, clock 04:17.
			Bristol kick attempt good.
			Knox Webb 38, Battle Ground Acad. 21
			Drive: 12 plays, 80 yards, TOP 02:34
			Bristol kickoff 9 yards to the BGA49, Miniard return 36 yards to the BGA13 (Bristol).
Webb	1-10	at Bga13	KNOX WEBB drive start at 04:17.
Webb	1-10	at Bga13	TEAM rush for no gain to the BGA13, fumble by TEAM recovered by BGA Hardiman, Z. at BGA12.
			Drive: 1 plays, 1 yards, TOP 00:13
Bga	1-10	at Bga12	BATTLE GROUND ACAD. drive start at 04:04.
Bga	1-10	at Bga12	Hardiman, Z. rush for 3 yards to the BGA15 (Stephens).
Bga	2-7	at Bga15	Beathard rush for 2 yards to the BGA17 (Craig).
Bga	3-5	at Bga17	Beathard pass complete to Cawthorne for 11 yards to the BGA28, **1ST DOWN BGA** (Stephens).
Bga	1-10	at Bga28	Beathard pass incomplete to Berry (Mitchell).
Bga	2-10	at Bga28	Hardiman, Z. rush for 12 yards to the BGA40, **1ST DOWN BGA** (Jefferson;Berube).
Bga	1-10	at Bga40	Beathard pass complete to Cawthorne for 35 yards to the WEBB25, out-of-bounds, *PENALTY BGA pass interference (Cawthorne) 15 yards to the BGA25*, NO PLAY.
Bga	1-25	at Bga25	Webster rush for 4 yards to the BGA29 (Mitchell).
Bga	2-21	at Bga29	Beathard pass complete to Auerbach for 19 yards to the BGA48 (Jordan, T.).
Bga	3-2	at Bga48	*PENALTY WEBB encroachment 6 yards to the WEBB46,* ***1ST DOWN BGA***.
Bga	1-10	at Webb46	Hardiman, Z. rush for 2 yards to the WEBB44 (Nickle).
Bga	2-8	at Webb44	Beathard pass incomplete to Cawthorne.
Bga	3-8	at Webb44	Beathard pass complete to Berry for 15 yards to the WEBB29, **1ST DOWN BGA** (Berube).
Bga	1-10	at Webb29	Hardiman, Z. rush for no gain to the WEBB29 (Jordan, T.).
			Drive: 11 plays, 59 yards, TOP 04:55
			Knox Webb 38, Battle Ground Acad. 21

4th Quarter

Bga	2-10	at Webb29	Start of 4th quarter, clock 12:00.
Bga	2-10	at Webb29	Cleveland rush for no gain to the WEBB29 (Miniard).
Bga	3-10	at Webb29	Pasley pass incomplete to Cawthorne (Berube).
Bga	4-10	at Webb29	Beathard pass incomplete to Auerbach.
			Drive: 14 plays, 59 yards, TOP 04:55
Webb	1-10	at Webb29	KNOX WEBB drive start at 11:09.
Webb	1-10	at Webb29	Stephens rush for loss of 5 yards to the WEBB24 (Wells).
Webb	2-15	at Webb24	Mitchell rush for 7 yards to the WEBB31 (Jones;Wells).
Webb	3-8	at Webb31	Beeler pass complete to Berube for 1 yard to the WEBB32 (Grosvenor).
Webb	4-7	at Webb32	Timeout Battle Ground Acad., clock 09:09.
Webb	4-7	at Webb32	Mitchell punt 26 yards to the BGA42, downed.
			Drive: 3 plays, 3 yards, TOP 02:11
Bga	1-10	at Bga42	BATTLE GROUND ACAD. drive start at 08:58.
Bga	1-10	at Bga42	Beathard pass intercepted by Mitchell at the 50 yardline, Mitchell return 11 yards to the BGA39 (Berry).
			Drive: 1 plays, 0 yards, TOP 00:11
Webb	1-10	at Bga39	KNOX WEBB drive start at 08:47.
Webb	1-10	at Bga39	Mitchell rush for 4 yards to the BGA35 (Hardiman, Z.).
Webb	2-6	at Bga35	Mitchell rush for 6 yards to the BGA29, **1ST DOWN WEBB** (Berry).
Webb	1-10	at Bga29	Mitchell rush for 8 yards to the BGA21 (Berry).
Webb	2-2	at Bga21	Berube rush for 5 yards to the BGA16, **1ST DOWN WEBB** (Berry).
Webb	1-10	at Bga16	Mitchell rush for 6 yards to the BGA10 (Taylor).
Webb	2-4	at Bga10	Stephens rush for loss of 3 yards to the BGA13 (Wells;Hardiman, Z.).
Webb	3-7	at Bga13	Beeler rush for no gain to the BGA13, fumble forced by Abbott, Har., fumble by Beeler recovered by BGA Grosvenor at BGA16.
			Drive: 7 plays, 23 yards, TOP 03:42
Bga	1-10	at Bga16	BATTLE GROUND ACAD. drive start at 05:05.
Bga	1-10	at Bga16	Beathard pass incomplete to Cawthorne.
Bga	2-10	at Bga16	Beathard pass complete to Cawthorne for 3 yards to the BGA19 (Stephens).
Bga	3-7	at Bga19	Beathard pass incomplete to Cleveland.
Bga	4-7	at Bga19	Beathard pass complete to Cawthorne for 14 yards to the BGA33, **1ST DOWN BGA** (Stephens).
Bga	1-10	at Bga33	Beathard rush for no gain to the BGA33 (Sams).
Bga	2-10	at Bga33	Beathard pass incomplete to Cleveland.
Bga	3-10	at Bga33	Beathard rush for 5 yards to the BGA38 (Mitchell).
Bga	4-5	at Bga38	Beathard pass incomplete to Berry.
			Drive: 8 plays, 22 yards, TOP 01:49
Webb	1-10	at Bga38	KNOX WEBB drive start at 03:16.

Webb	1-10	at Bga38	Mitchell rush for 5 yards to the BGA33 (Cleveland).
Webb	2-5	at Bga33	*PENALTY WEBB false start 5 yards to the BGA38.*
Webb	2-10	at Bga38	Mitchell rush for 2 yards to the BGA36 (Abbott, Har.).
Webb	3-8	at Bga36	Stephens rush for 7 yards to the BGA29 (Webster).
Webb	4-1	at Bga29	Beeler rush for 2 yards to the BGA27, **1ST DOWN WEBB** (Abbott, Hal).
Webb	1-10	at Bga27	TEAM rush for loss of 4 yards to the BGA31.
			Drive: 5 plays, 7 yards, TOP 00:00
			Knox Webb 38, Battle Ground Acad. 21

Play Breakdown Summary

Play Breakdown Summary (Final)

Battle Ground Acad.

Down	RUN	PASS	Total
OVERALL.....	26	34	60
1ST DOWN.....	13	10	23
2ND DOWN-SHORT...	0	1	1
2ND DOWN-MIDDLE..	2	2	4
2ND DOWN-LONG....	5	9	14
3RD DOWN-SHORT...	2	0	2
3RD DOWN-MIDDLE..	0	2	2
3RD DOWN-LONG....	3	5	8
4TH DOWN.....	1	5	6

Knox Webb

Down	RUN	PASS	Total
OVERALL.....	49	6	55
1ST DOWN.....	21	2	23
2ND DOWN-SHORT...	6	0	6
2ND DOWN-MIDDLE..	4	0	4
2ND DOWN-LONG....	8	1	9
3RD DOWN-SHORT...	3	1	4
3RD DOWN-MIDDLE..	3	0	3
3RD DOWN-LONG....	3	2	5
4TH DOWN.....	1	0	1

2013 Division II Class A Football Playoffs

November 8 - December 5, 2013

Notes:

2012 Division II Class AA Football Playoffs

November 2 - November 29, 2012

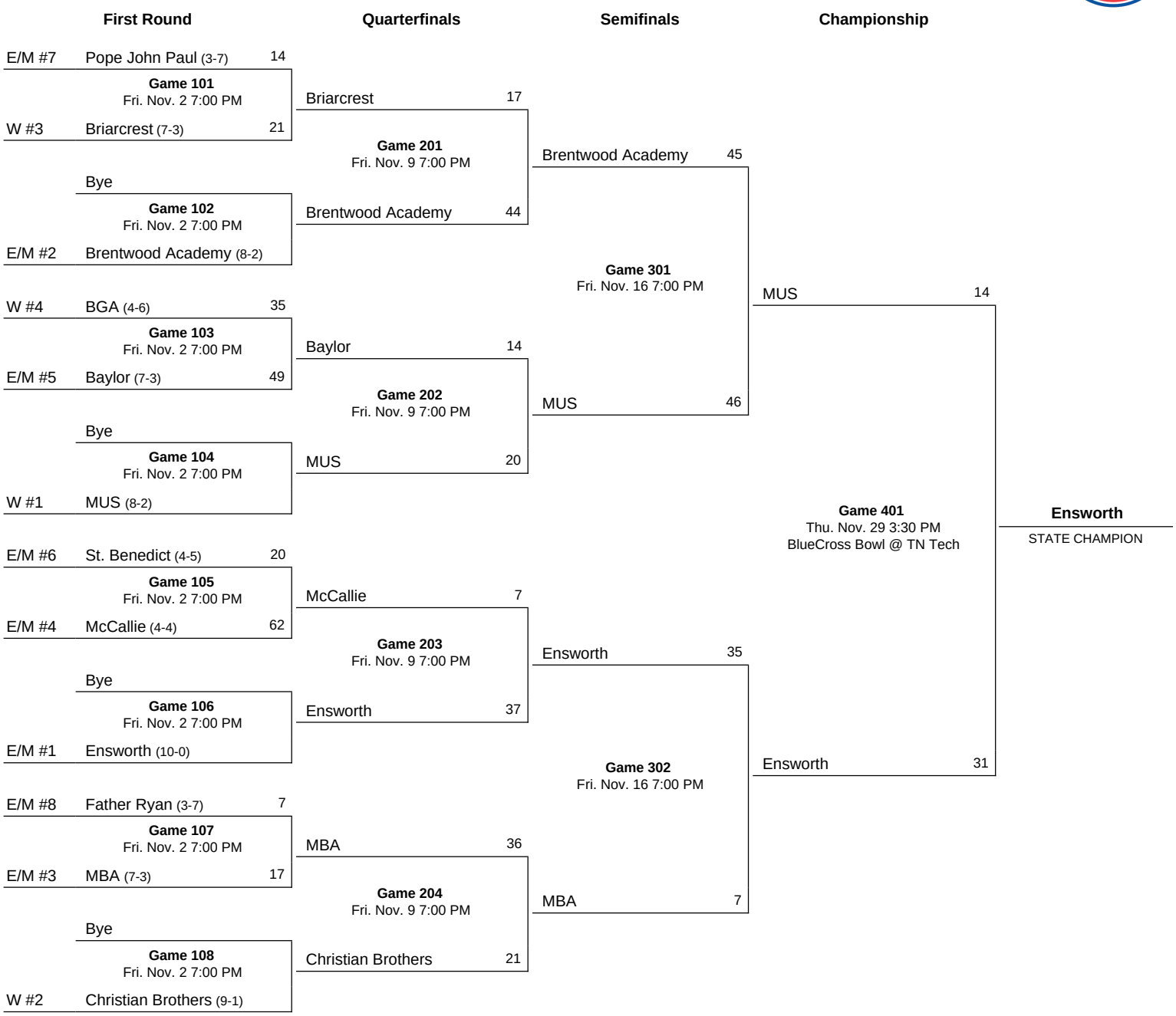

Notes:

2011 Division II Class AA Football Playoffs

November 4 - December 1, 2011

First Round

E/M #7 Father Ryan (4-6) 17
Game 101
Fri. Nov. 4 7:00 PM
W #3 St. Benedict (6-3) 0

Bye
Game 102
Fri. Nov. 4 7:00 PM
E/M #2 Ensworth (9-1)

W #4 McCallie (4-5) 24
Game 103
Fri. Nov. 4 7:00 PM
E/M #5 BGA (7-3) 17

Bye
Game 104
Fri. Nov. 4 7:00 PM
W #1 MUS (7-3)

E/M #6 Briarcrest (4-6) 14
Game 105
Fri. Nov. 4 7:00 PM
E/M #4 MBA (5-5) 40

Bye
Game 106
Fri. Nov. 4 7:00 PM
E/M #1 Baylor (9-1)

E/M #8 Pope John Paul (2-8) 21
Game 107
Fri. Nov. 4 7:00 PM
E/M #3 Brentwood Academy (8-2) 48

Bye
Game 108
Fri. Nov. 4 7:00 PM
W #2 Christian Brothers (8-2)

Quarterfinals

Father Ryan 17
Game 201
Fri. Nov. 11 7:00 PM
Ensworth 42

McCallie 21
Game 202
Fri. Nov. 11 7:00 PM
MUS 38

MBA 10
Game 203
Fri. Nov. 11 7:00 PM
Baylor 20

Brentwood Academy 34
Game 204
Fri. Nov. 11 7:00 PM
Christian Brothers 37

Semifinals

Ensworth 28
Game 301
Fri. Nov. 18 7:00 PM
MUS 0

Baylor 31
Game 302
Fri. Nov. 18 7:00 PM
Christian Brothers 28

Championship

Ensworth 48
Game 401
Thu. Dec. 1 7:00 PM
BlueCross Bowl @ TN Tech
Baylor 10

Ensworth
STATE CHAMPION

Notes:

2010 Division II Class AA Football Playoffs

November 5 - December 2, 2010

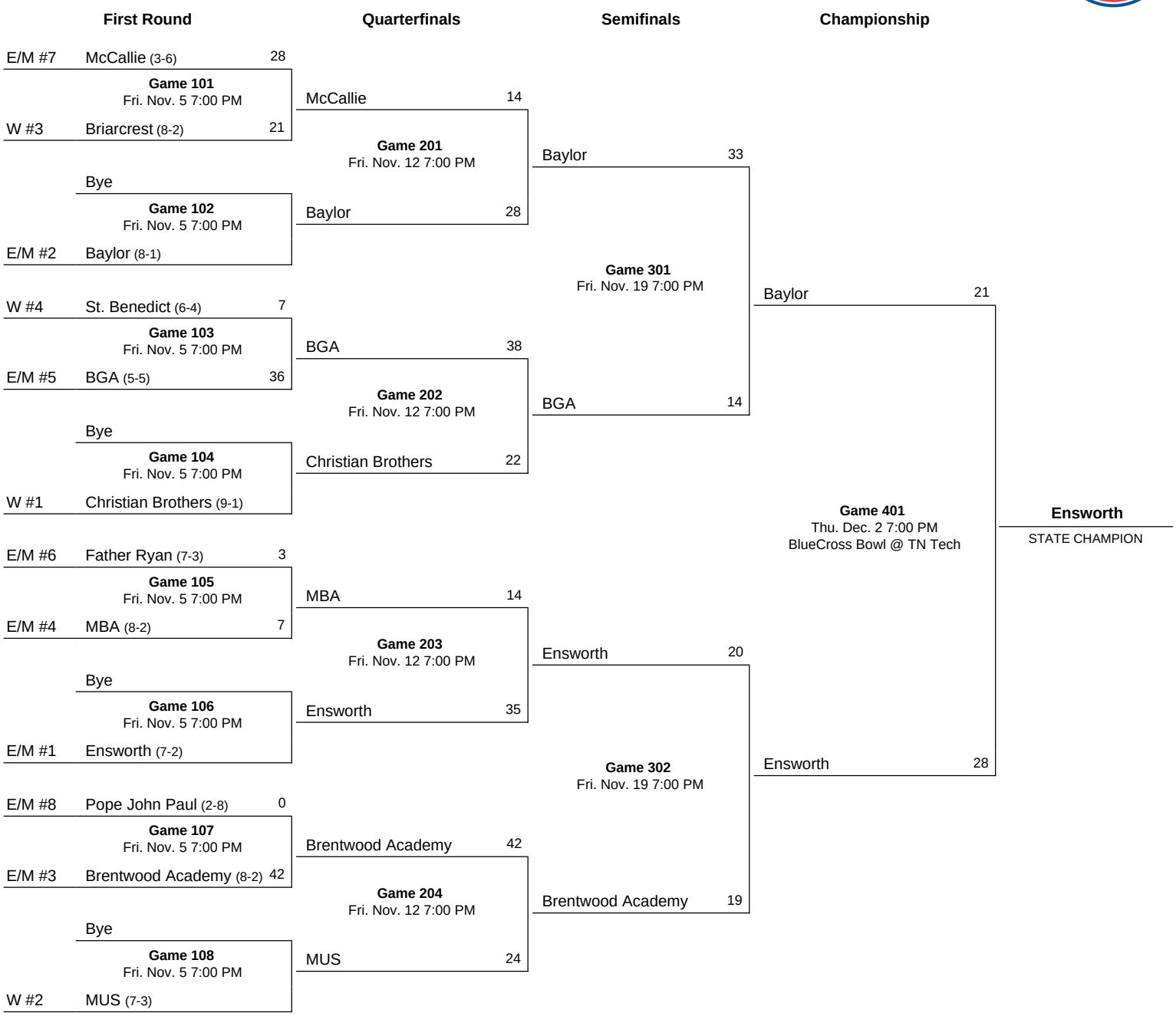

Notes:

2009 Division II Class AA Football Playoffs

November 6 - December 3, 2009

First Round

E/M #7 McCallie (4-6) 29
Game 101
Fri. Nov. 6 7:00 PM
W #3 Briarcrest (6-4) 36

Bye
Game 102
Fri. Nov. 6 7:00 PM
E/M #2 Father Ryan (7-3)

W #4 St. Benedict (3-7) 10
Game 103
Fri. Nov. 6 7:00 PM
E/M #5 Baylor (6-4) 42

Bye
Game 104
Fri. Nov. 6 7:00 PM
W #1 MUS (10-0)

E/M #6 BGA (5-5) 10
Game 105
Fri. Nov. 6 7:00 PM
E/M #4 MBA (6-4) 45

Bye
Game 106
Fri. Nov. 6 7:00 PM
E/M #1 Ensworth (10-0)

E/M #8 Pope John Paul (2-8) 7
Game 107
Fri. Nov. 6 7:00 PM
E/M #3 Brentwood Academy (6-3) 61

Bye
Game 108
Fri. Nov. 6 7:00 PM
W #2 Christian Brothers (8-2)

Quarterfinals

Briarcrest 35
Game 201
Fri. Nov. 13 7:00 PM
Father Ryan 45

Baylor 7
Game 202
Fri. Nov. 13 7:00 PM
MUS 38

MBA 27
Game 203
Fri. Nov. 13 7:00 PM
Ensworth 24

Brentwood Academy 31
Game 204
Fri. Nov. 13 7:00 PM
Christian Brothers 21

Semifinals

Father Ryan 15
Game 301
Fri. Nov. 20 7:00 PM
MUS 23

MBA 42
Game 302
Fri. Nov. 20 7:00 PM
Brentwood Academy 41

Championship

MUS 27
Game 401
Thu. Dec. 3 7:00 PM
BlueCross Bowl @ TN Tech
MBA 17

MUS
STATE CHAMPION

Notes:

2008 Division II Class AA Football Playoffs

November 7 - November 25, 2008 ·

Game 7101
Fri. Nov. 7 7:00 PM

#1E/M	Ensworth (10-0)	34
#5E/M	McCallie (6-4)	17

Game 7102
Fri. Nov. 7 7:00 PM

#2W	Briarcrest (7-3)	6
#3E/M	Brentwood Academy (6-4)	40

Game 7103
Fri. Nov. 7 7:00 PM

#2E/M	MBA (9-1)	34
#3W	Christian Brothers (7-3)	0

Game 7104
Fri. Nov. 7 7:00 PM

#1W	MUS (10-0)	49
#4E/M	BGA (8-2)	21

Game 7201
Fri. Nov. 7 7:00 PM

Ensworth	24
Brentwood Academy	27

Game 7202
Fri. Nov. 7 7:00 PM

MBA	7
MUS	35

Game 7301
Tue. Nov. 25 7:00 PM
BlueCross Bowl @ MTSU

Brentwood Academy	18
MUS	38

MUS
STATE CHAMPION

Notes:

2003 Division II Class AA Football Playoffs

November 7 - November 22, 2003 ·

Game 101
Fri. Nov. 7 7:00 PM

#1E/M	Knoxville Catholic (10-0)	48
#4E/M	Pope John Paul (3-7)	10

Game 102
Fri. Nov. 7 7:00 PM

#2W	Briarcrest (5-5)	10
#3W	Harding Academy (5-5)	6

Game 103
Fri. Nov. 7 7:00 PM

#2E/M	BGA (7-3)	23
#3E/M	Knoxville Webb	7

Game 104
Fri. Nov. 7 7:00 PM

#1W	ECS (8-2)	42
#4W	St. Benedict (3-7)	6

Game 201
Fri. Nov. 14 7:00 PM

Knoxville Catholic	41
Briarcrest	28

Game 202
Fri. Nov. 14 7:00 PM

BGA	31
ECS	12

Game 301
Sat. Nov. 22 3:30 PM
Clinic Bowl @ Vanderbilt

Knoxville Catholic	19
BGA	24

BGA
STATE CHAMPION

Notes:

Box Score

Box Score (Final)
Battle Ground Acad vs Knoxville Catholic (Nov 22, 2003 at Nashville, TN)

Score by Quarters	1	2	3	4	Score	
Battle Ground Acad..	7	7	0	10	- 24	Record: (10-3)
Knoxville Catholic..	0	6	0	13	- 19	Record: (12-1)

Scoring Summary:

1st 07:07 BGA - KARL,Ryan 10 yd run (VICK,Scott kick), BGA 7 - KC 0
2nd 02:25 KC - McFADDEN,Nick 3yd run (SHERIDAN,Daniel kick failed), BGA 7 - KC 6
2nd 01:00 BGA - LUCAS,Caldwell 62 yd pass from BICKLEY,Greer (VICK,Scott kick), BGA 14 - KC 6
4th 06:19 BGA - VICK,Scott 32 yd field goal, BGA 17 - KC 6
05:13 KC - McFADDEN,Nick 23 yd run (SHERIDAN,Austin rush failed), BGA 17 - KC 12
03:22 BGA - KARL,Ryan 43 yd run (LOCKE,Joel kick), BGA 24 - KC 12
00:08 KC - ISHII,Dack 3 yd run (FLEMING,Jimmy kick), BGA 24 - KC 19

Team Statistics

Team Statistics (Final)
The Automated ScoreBook
Battle Ground Acad vs Knoxville Catholic (Nov 22, 2003 at Nashville, TN)

	BGA	KC
FIRST DOWNS.....	**13**	**24**
Rushing.....	12	19
Passing.....	1	3
Penalty.....	0	2
Rushing Attempts.....	34	45
Yards Gained Rushing.....	299	280
Yards Lost Rushing.....	3	1
NET YARDS RUSHING.....	**296**	**279**
NET YARDS PASSING.....	**96**	**121**
Passes Attempted.....	7	23
Passes Completed.....	4	15
Had Intercepted.....	0	1
TOTAL OFFENSIVE PLAYS.....	**41**	**68**
TOTAL NET YARDS.....	**392**	**400**
Average Gain Per Play.....	9.6	5.9
Fumbles: Number-Lost.....	2-1	0-0
Penalties: Number-Yards.....	6-64	3-35
Number of Punts-Yards.....	0-0	0-0
Average Per Punt.....	0.0	0.0
Punt Returns: Number-Yards....	1-8	1-3
Kickoff Returns: Number-Yards.	1-18	1-16
Interceptions: Number-Yards...	1-0	0-0
Fumble Returns: Number-Yards..	0-0	0-0
Miscellaneous Yards.....	0	0
Possession Time.....	21:19	19:32
Third-Down Conversions.....	3 of 8	5 of 10
Fourth-Down Conversions.....	0 of 1	0 of 1
Red-Zone Scores-Chances.....	2-2	2-3
Sacks By: Number-Yards.....	0-0	0-0

Individual Statistics

Individual Statistics (Final)
The Automated ScoreBook
Battle Ground Acad vs Knoxville Catholic (Nov 22, 2003 at Nashville, TN)

Battle Ground Acad

Rushing	No	Gain	Loss	Net	TD	Lg	Avg
KARL,Ryan	24	248	0	248	2	63	10.3
BICKLEY,Greer	7	38	3	35	0	11	5.0
HARLIN,John	2	16	0	16	0	8	8.0
HARMON,Sid	1	-3	0	-3	0	0	-3.0
Totals...	34	299	3	296	2	63	8.7

Passing	Att-Cmp-Int	Yds	TD	Long	Sck
BICKLEY,Greer	6-4-0	96	1	62	0
KARL,Ryan	1-0-0	0	0	0	0
Totals...	7-4-0	96	1	62	0

Receiving	No.	Yds	TD	Long
LUCAS,Caldwell	2	82	0	62
KARL,Ryan	2	14	0	10
Totals...	4	96	0	62

Punting	No.	Yds	Avg	Long	In20
Totals...	0	0	0.0	0	0

	Punts			Kickoffs			Intercept		
All Returns	No.	Yds.	Lg	No.	Yds.	Lg	No.	Yds.	Lg
KARL,Ryan	0	0	0	1	18	18	0	0	0
NORMAN,Jackson	1	8	8	0	0	0	0	0	0
Totals...	1	8	8	1	18	18	0	0	0

Field goal attempts

VICK,Scott 4th 06:19 32 yds - Good

Knoxville Catholic

Rushing	No	Gain	Loss	Net	TD	Lg	Avg
SHERIDAN,Austin	15	102	0	102	0	14	6.8
McFADDEN,Nick	16	85	1	84	2	23	5.2
ISHII,Dack	8	48	0	48	1	17	6.0
DAVIS,Zack	4	29	0	29	0	20	7.2
JOLLY,Jeff	1	11	0	11	0	11	11.0
FARIS,John	1	5	0	5	0	5	5.0
Totals...	45	280	1	279	3	23	6.2

Passing	Att-Cmp-Int	Yds	TD	Long	Sck
ISHII,Dack	23-15-1	121	0	15	0
Totals...	23-15-1	121	0	15	0

Receiving	No.	Yds	TD	Long
SHERIDAN,Daniel	7	62	0	10
SHERIDAN,Austin	5	36	0	10
DAVIS,Zack	1	10	0	10
SEAT,Trey	1	9	0	9
McFADDEN,Nick	1	4	0	4
Totals...	15	121	0	10

Punting	No.	Yds	Avg	Long	In20
Totals...	0	0	0.0	0	0

	Punts			Kickoffs			Intercept		
All Returns	No.	Yds.	Lg	No.	Yds.	Lg	No.	Yds.	Lg
McFADDEN,Nick	1	3	3	1	16	16	0	0	0
Totals...	1	3	3	1	16	16	0	0	0

Field goal attempts

FUMBLES: Battle Ground Acad-None. Knoxville Catholic-None.

2002 Division II Class AA Football Playoffs

November 8 - November 23, 2002 ·

Game 101
Fri. Nov. 8 7:00 PM

#1E/M	BGA (7-3)	27
#4E/M	Knoxville Webb (2-8)	0

Game 102
Fri. Nov. 8 7:00 PM

#2W	ECS (6-4)	14
#3W	Harding Academy (6-3)	20

Game 103
Fri. Nov. 8 7:00 PM

#2E/M	Knoxville Catholic (6-4)	21
#3E/M	Notre Dame (4-6)	20

Game 104
Fri. Nov. 8 7:00 PM

#1W	Briarcrest (8-2)	44
#4W	St. Benedict (2-8)	0

Game 201
Fri. Nov. 15 7:00 PM

BGA	26
Harding Academy	6

Game 202
Fri. Nov. 15 7:00 PM

Knoxville Catholic	0
Briarcrest	14

2 OT
Game 301
Sat. Nov. 23 7:00 PM
Clinic Bowl @ Vanderbilt

BGA	13
Briarcrest	16

Briarcrest
STATE CHAMPION

Notes:

Box Score

Box Score (Final)
Battle Ground Academ vs Briarcrest Christian (Nov 23, 2002 at Nashville,Tn)

Score by Quarters	**1**	**2**	**3**	**4**	**OT**	**Score**	
Battle Ground Academ	0	7	0	0	6	- 13	Record: (9-4)
Briarcrest Christian	7	0	0	0	9	- 16	Record: (11-2)

Scoring Summary:
1st 03:30 BCS - TOWNS,Robert 44 yd pass from FLETCHER,Josh (SPARKS,Justin kick), 3-48 1:33, BGA 0 - BCS 7
2nd 06:05 BGA - Karl,Ryan 4 yd run (Vick,Scott kick), 9-56 4:42, BGA 7 - BCS 7
OT 00:00 BCS - SPARKS,Justin 19 yd field goal, 6-0 12:12, BGA 7 - BCS 10
00:00 BGA - Vick,Scott 19 yd field goal, 4-8 0:00, BGA 10 - BCS 10
00:00 BGA - Vick,Scott 20 yd field goal, 4-7 0:00, BGA 13 - BCS 10
00:00 BCS - TOWNS,Robert 2 yd pass from FLETCHER,Josh, 4-10 0:00, BGA 13 - BCS 16

	BGA	BCS
FIRST DOWNS.....	**9**	**13**
RUSHES-YARDS (NET).....	**40-156**	**41-154**
PASSING YDS (NET).....	**33**	**105**
Passes Att-Comp-Int.....	7-4-0	17-10-1
TOTAL OFFENSE PLAYS-YARDS.....	**47-189**	**58-259**
Fumble Returns-Yards.....	0-0	0-0
Punt Returns-Yards.....	0-0	1-7
Kickoff Returns-Yards.....	2-7	2-38
Interception Returns-Yards....	1-37	0-0
Punts (Number-Avg).....	5-30.2	4-35.5
Fumbles-Lost.....	0-0	1-0
Penalties-Yards.....	2-10	9-95
Possession Time.....	20:45	39:15
Third-Down Conversions.....	4 of 12	4 of 13
Fourth-Down Conversions.....	0 of 0	2 of 3
Red-Zone Scores-Chances.....	3-5	1-3
Sacks By: Number-Yards.....	0-0	1-9

RUSHING: Battle Ground Academ-Karl,Ryan 28-113; Harlin,John 3-32; Hickerson,Harli 3-18; Bickley,Greer 6-minus 7. Briarcrest Christian-TOWNS,Robert 15-68; COLE,Melvin 13-44; FLETCHER,Josh
8-34; STAUFFER,John 5-8.

PASSING: Battle Ground Academ-Bickley,Greer 4-7-0-33. Briarcrest Christian-FLETCHER,Josh 10-17-1-105.

RECEIVING: Battle Ground Academ-Johnson,Jared 1-13; Lucas,Caldwell 1-9; Harlin,John 1-8; Karl,Ryan 1-3. Briarcrest Christian-TOWNS,Robert 6-74; McKAY,Andrew 3-19; McDONALD,Presto 1-12.

INTERCEPTIONS: Battle Ground Academ-Drury,Kyle 1-37. Briarcrest Christian-None.

FUMBLES: Battle Ground Academ-None. Briarcrest Christian-STAUFFER,John 1-0.

Stadium: Vanderbilt Stadium Attendance: 1850
Kickoff time: 7:00p End of Game: 9:17p Total elapsed time: 2:17
Officials: Referee: Steve Street; Umpire: Tim Davis; Linesman: Randall Brewer;
Line judge: Jason Martin; Back judge: Gary ryan; Field judge: Sherman Crowe;
Temperature: 49 deg Wind: se 5mph Weather: cool and clear

Offensive MVP-Robert Towns,Briarcrest Christian
Defensive MVP-Chris Ross,Battle Ground Academy

Battle Ground Academ vs Briarcrest Christian (Nov 23, 2002 at Nashville,Tn)

SACKS (UA-A): Battle Ground Academ-None. Briarcrest Christian-COLE,Melvin 0-1; HELLMAN,Michael 0-1.

TACKLES (UA-A): Battle Ground Academ-Ross,Chris 3-8; Orr,Calder 4-4; Holloway,Will 3-5; Crosby,Emory 4-3; Levy,Joe 4-1; Bubis,Brandon 2-3; Walton,Will 3-1; Hickerson,Harli 1-3; Harlin,John
3-0; Drury,Kyle 2-1; Harmon,Sid 1-0; Thomas,Austin 1-0; Mullin,Matt 1-0; Stevens,Mark 1-0; Johnson,Jared 1-0; Caudill,Will 0-1; Drury,Brian 0-1; Berry,Davis 0-1. Briarcrest Christian-CURRIE,Justin 6-4; STAUFFER,John 7-2; HELLMAN,Michael 4-4; TOWNS,Robert 4-2; COLE,Melvin
2-4; WORLEY,Daniel 3-2; DAY,Barrett 2-2; REDMOND,Grant 0-3; LAMPKIN,Trey 2-0; WEINTRAUB,Joe 1-1;
FRANKLIN,Quinte 1-0; FLETCHER,Josh 1-0.

Player participation:

Battle Ground Academ: 1-Holloway,Will, 3-Harlin,John, 5-Lucas,Caldwell, 7-Ross,Chris, 8-Locke,Joel, 10-Caudill,Will,
11-Norman,Jackson, 14-Drury,Kyle, 15-Bickley,Greer, 16-Vick,Scott, 21-Karl,Ryan, 27-Hickerson,Harli, 30-Harmon,Sid,
40-Johnson,Jared, 54-Walton,Will, 55-Thomas,Austin, 56-Berry,Davis, 60-Mullin,Matt, 68-Bubis,Brandon, 70-Stevens,Mark,
72-Orr,Calder, 73-Levy,Joe, 74-Drury,Brian, 78-Crosby,Emory.

Briarcrest Christian: 2-McDONALD,Presto, 3-SPARKS,Justin, 4-TOWNS,Robert, 5-GOODRICH,Jamal, 6-STAUFFER,John, 8-FLETCHER,Josh,
10-McKAY,Andrew, 21-COLE,Melvin, 29-WORLEY,Daniel, 30-REDMOND,Grant, 42-LAMPKIN,Trey, 50-HELLMAN,Michael, 56-DAY,Barrett,
66-CURRIE,Justin, 73-WEINTRAUB,Joe, 86-FRANKLIN,Quinte.

Scoring Summary

Scoring Summary (Final)
The Automated ScoreBook
Battle Ground Academ vs Briarcrest Christian (Nov 23, 2002 at Nashville,Tn)

Battle Ground Academ (9-4) vs. Briarcrest Christian (11-2)
Date: Nov 23, 2002 Site: Nashville,Tn Stadium: Vanderbilt Stadium
Attendance: 1850

Score by Quarters	**1**	**2**	**3**	**4**	**OT**	**Score**
Battle Ground Academ	0	7	0	0	6	- 13
Briarcrest Christian	7	0	0	0	9	- 16

Scoring Summary:

1st 03:30 BCS - TOWNS,Robert 44 yd pass from FLETCHER,Josh (SPARKS,Justin kick)
3 plays, 48 yards, TOP 1:33, BGA 0 - BCS 7
2nd 06:05 BGA - Karl,Ryan 4 yd run (Vick,Scott kick)
9 plays, 56 yards, TOP 4:42, BGA 7 - BCS 7
OT 00:00 BCS - SPARKS,Justin 19 yd field goal
6 plays, 0 yards, TOP 12:12, BGA 7 - BCS 10
00:00 BGA - Vick,Scott 19 yd field goal
4 plays, 8 yards, TOP 0:00, BGA 10 - BCS 10
00:00 BGA - Vick,Scott 20 yd field goal
4 plays, 7 yards, TOP 0:00, BGA 13 - BCS 10
00:00 BCS - TOWNS,Robert 2 yd pass from FLETCHER,Josh
4 plays, 10 yards, TOP 0:00, BGA 13 - BCS 16

Kickoff time: 7:00p End of Game: 9:17p Total elapsed time: 2:17
Officials: Referee: Steve Street; Umpire: Tim Davis; Linesman: Randall Brewer;
Line judge: Jason Martin; Back judge: Gary ryan; Field judge: Sherman Crowe;
Temperature: 49 deg Wind: se 5mph Weather: cool and clear

Offensive MVP-Robert Towns,Briarcrest Christian
Defensive MVP-Chris Ross,Battle Ground Academy

Team Statistics

Team Statistics (Final)
The Automated ScoreBook
Battle Ground Academ vs Briarcrest Christian (Nov 23, 2002 at Nashville,Tn)

	BGA	BCS
FIRST DOWNS.....	**9**	**13**
Rushing.....	7	9
Passing.....	1	3
Penalty.....	1	1
Rushing Attempts.....	40	41
Yards Gained Rushing.....	179	179
Yards Lost Rushing.....	23	25
NET YARDS RUSHING.....	**156**	**154**
NET YARDS PASSING.....	**33**	**105**
Passes Attempted.....	7	17
Passes Completed.....	4	10
Had Intercepted.....	0	1
TOTAL OFFENSIVE PLAYS.....	**47**	**58**
TOTAL NET YARDS.....	**189**	**259**
Average Gain Per Play.....	4.0	4.5
Fumbles: Number-Lost.....	0-0	1-0
Penalties: Number-Yards.....	2-10	9-95
Number of Punts-Yards.....	5-151	4-142
Average Per Punt.....	30.2	35.5
Punt Returns: Number-Yards....	0-0	1-7
Kickoff Returns: Number-Yards.	2-7	2-38
Interceptions: Number-Yards...	1-37	0-0
Fumble Returns: Number-Yards..	0-0	0-0
Miscellaneous Yards.....	0	0
Possession Time.....	20:45	39:15
Third-Down Conversions.....	4 of 12	4 of 13
Fourth-Down Conversions.....	0 of 0	2 of 3
Red-Zone Scores-Chances.....	3-5	1-3
Sacks By: Number-Yards.....	0-0	1-9

Individual Statistics

Individual Statistics (Final)
The Automated ScoreBook
Battle Ground Academ vs Briarcrest Christian (Nov 23, 2002 at Nashville,Tn)

Battle Ground Academ

Rushing	No	Gain	Loss	Net	TD	Lg	Avg
Karl,Ryan	28	117	4	113	1	15	4.0
Harlin,John	3	36	4	32	0	32	10.7
Hickerson,Harli	3	18	0	18	0	9	6.0
Bickley,Greer	6	8	15	-7	0	4	-1.2
Totals...	40	179	23	156	1	32	3.9

Passing	Att-Cmp-Int	Yds	TD	Long	Sck
Bickley,Greer	7-4-0	33	0	13	1
Totals...	7-4-0	33	0	13	1

Receiving	No.	Yds	TD	Long
Johnson,Jared	1	13	0	13
Lucas,Caldwell	1	9	0	9
Harlin,John	1	8	0	8
Karl,Ryan	1	3	0	3
Totals...	4	33	0	13

Punting	No.	Yds	Avg	Long	In20
Lucas,Caldwell	5	151	30.2	41	0
Totals...	5	151	30.2	41	0

	Punts			Kickoffs			Intercept		
All Returns	No.	Yds.	Lg	No.	Yds.	Lg	No.	Yds.	Lg
Karl,Ryan	0	0	0	1	7	7	0	0	0
Drury,Kyle	0	0	0	0	0	0	1	37	37
Bubis,Brandon	0	0	0	1	0	0	0	0	0
Totals...	0	0	0	2	7	7	1	37	37

Field goal attempts

Harlin,John	1st	00:45	21 yds - Missed
Vick,Scott	4th	00:12	40 yds - Missed
Vick,Scott	OT	00:00	19 yds - Good
Vick,Scott	OT	00:00	20 yds - Good

Briarcrest Christian

Rushing	No	Gain	Loss	Net	TD	Lg	Avg
TOWNS,Robert	15	69	1	68	0	15	4.5
COLE,Melvin	13	61	17	44	0	9	3.4
FLETCHER,Josh	8	39	5	34	0	12	4.2
STAUFFER,John	5	10	2	8	0	5	1.6
Totals...	41	179	25	154	0	15	3.8

Passing	Att-Cmp-Int	Yds	TD	Long	Sck
FLETCHER,Josh	17-10-1	105	2	44	0
Totals...	17-10-1	105	2	44	0

Receiving	No.	Yds	TD	Long
TOWNS,Robert	6	74	2	44
McKAY,Andrew	3	19	0	9
McDONALD,Presto	1	12	0	12
Totals...	10	105	2	44

Punting	No.	Yds	Avg	Long	In20
FLETCHER,Josh	4	142	35.5	39	1
Totals...	4	142	35.5	39	1

	Punts			Kickoffs			Intercept		
All Returns	No.	Yds.	Lg	No.	Yds.	Lg	No.	Yds.	Lg
TOWNS,Robert	1	7	7	0	0	0	0	0	0
GOODRICH,Jamal	0	0	0	1	18	18	0	0	0
FLETCHER,Josh	0	0	0	1	20	20	0	0	0
Totals...	1	7	7	2	38	20	0	0	0

Field goal attempts

SPARKS,Justin	OT	00:00	19 yds - Good

FUMBLES: Battle Ground Academ-None. Briarcrest Christian-STAUFFER,John 1-0.

Drive Chart

Drive Chart (Final)
The Automated ScoreBook
Battle Ground Academ vs Briarcrest Christian (Nov 23, 2002 at Nashville,Tn)

	Drive Started				Drive Ended				Consumed	
Team	**Qtr**	**Spot**	**Time**	**Obtained**	**Spot**	**Time**	**How Lost**		**Pl-Yds**	**TOP**
BGA	1st	B22	12:00	Kickoff	B29	09:55	Punt		3-7	02:05
BGA	1st	B16	06:30	Punt	B20	05:03	Punt		3-4	01:27
BGA	1st	B32	03:20	Kickoff	H04	00:45	Missed FG		6-64	02:35#
BGA	2nd	B44	10:47	Punt	H00	06:05	*TOUCHDOWN		9-56	04:42#
BGA	2nd	B20	01:37	Punt	B27	00:32	Punt		3-7	01:05
BGA	3rd	B03	02:56	Downs	B23	00:04	Punt		5-20	02:52
BGA	4th	B20	09:39	Punt	B41	05:33	Punt		8-21	04:06
BGA	4th	H28	01:55	Interception	H18	00:12	Missed FG		6-10	01:43#
BGA	OT	H10	00:00	Possession	H02	00:00	*FIELD GOAL		4-8	00:00#
BGA	OT	H10	00:00	Possession	H03	00:00	*FIELD GOAL		4-7	00:00#
BCS	1st	H30	09:55	Punt	H45	06:30	Punt		5-15	03:25
BCS	1st	B48	05:03	Punt	B00	03:30	*TOUCHDOWN		3-48	01:33
BCS	1st	H20	00:45	Missed FG	H18	10:47	Punt		3--2	01:58
BCS	2nd	H27	06:00	Kickoff	B47	01:37	Punt		8-26	04:23
BCS	2nd	H47	00:32	Punt	H39	12:00	End of half		1--8	00:32
BCS	3rd	H24	11:52	Kickoff	B03	02:56	Downs		16-73	08:56#
BCS	3rd	B37	00:04	Punt	B38	09:39	Punt		4--1	02:25
BCS	4th	H24	05:33	Punt	B39	01:55	Interception		9-37	03:38
BCS	4th	B10	00:12	Missed FG	B10	00:00	End of half		6-0	12:12#
BCS	OT	B10	00:00	Possession	B00	00:00	*TOUCHDOWN		4-10	00:00#

BGA	**1st Qtr**	**2nd Qtr**	**3rd Qtr**	**4th Qtr**	**1st Half**	**2nd Half**	**Total**
Time of possession	06:17	05:47	02:52	05:49	12:04	08:41	20:45
3rd Down Conversions	0/3	2/3	0/1	2/3	2/6	2/4	4/12
Avg Field Position	B23	B32	B03	B46	B26	B31	B28
4th Down Conversions	0/0	0/0	0/0	0/0	0/0	0/0	0/0

BCS	**1st Qtr**	**2nd Qtr**	**3rd Qtr**	**4th Qtr**	**1st Half**	**2nd Half**	**Total**
Time of possession	05:43	06:13	09:08	06:11	11:56	15:19	39:15
3rd Down Conversions	1/2	1/3	2/3	0/3	2/5	2/6	4/13
Avg Field Position	H34	H37	H43	B43	H35	H50	H41
4th Down Conversions	0/0	0/0	0/1	1/1	0/0	1/2	2/3

Drive Chart (By Quarter)

		Drive Started			Drive Ended			Consumed	
Team	**Qtr**	**Spot**	**Time**	**Obtained**	**Spot**	**Time**	**How Lost**	**Pl-Yds**	**TOP**
BGA	1st	B22	12:00	Kickoff	B29	09:55	Punt	3-7	02:05
BCS	1st	H30	09:55	Punt	H45	06:30	Punt	5-15	03:25
BGA	1st	B16	06:30	Punt	B20	05:03	Punt	3-4	01:27
BCS	1st	B48	05:03	Punt	B00	03:30	*TOUCHDOWN	3-48	01:33
BGA	1st	B32	03:20	Kickoff	H04	00:45	Missed FG	6-64	02:35#
BCS	1st	H20	00:45	Missed FG	H18	10:47	Punt	3--2	01:58
BGA	2nd	B44	10:47	Punt	H00	06:05	*TOUCHDOWN	9-56	04:42#
BCS	2nd	H27	06:00	Kickoff	B47	01:37	Punt	8-26	04:23
BGA	2nd	B20	01:37	Punt	B27	00:32	Punt	3-7	01:05
BCS	2nd	H47	00:32	Punt	H39	12:00	End of half	1--8	00:32
BCS	3rd	H24	11:52	Kickoff	B03	02:56	Downs	16-73	08:56#
BGA	3rd	B03	02:56	Downs	B23	00:04	Punt	5-20	02:52
BCS	3rd	B37	00:04	Punt	B38	09:39	Punt	4--1	02:25
BGA	4th	B20	09:39	Punt	B41	05:33	Punt	8-21	04:06
BCS	4th	H24	05:33	Punt	B39	01:55	Interception	9-37	03:38
BGA	4th	H28	01:55	Interception	H18	00:12	Missed FG	6-10	01:43#
BCS	4th	B10	00:12	Missed FG	B10	00:00	End of half	6-0	12:12#
BGA	OT	H10	00:00	Possession	H02	00:00	*FIELD GOAL	4-8	00:00#
BGA	OT	H10	00:00	Possession	H03	00:00	*FIELD GOAL	4-7	00:00#
BCS	OT	B10	00:00	Possession	B00	00:00	*TOUCHDOWN	4-10	00:00#

Defensive Statistics

Defensive Statistics (Final)
The Automated ScoreBook
Battle Ground Academ vs Briarcrest Christian (Nov 23, 2002 at Nashville,Tn)

Battle Ground Academ

##	Player	Solo	Ast	Tot	TFL/Yds	FF	FR-Yd	Intc	PD	Blkd	Sack/Yds	QH
7	Ross,Chris	3	8	11	1.0/11	.	.	.	.	.	/	.
72	Orr,Calder	4	4	8	0.5/2	.	.	.	.	.	/	.
1	Holloway,Will	3	5	8	0.5/8	.	.	.	.	.	/	.
78	Crosby,Emory	4	3	7	1.0/1	.	.	.	.	.	/	.
73	Levy,Joe	4	1	5	1.0/1	.	.	.	.	.	/	.
68	Bubis,Brandon	2	3	5	1.0/1	.	.	.	.	.	/	.
54	Walton,Will	3	1	4	.	.	.	.	.	.	/	.
27	Hickerson,Harli	1	3	4	.	.	.	.	.	.	/	.
3	Harlin,John	3	.	3	.	.	.	.	1	.	/	.
14	Drury,Kyle	2	1	3	.	.	.	1-37	1	.	/	.
60	Mullin,Matt	1	.	1	.	.	.	.	.	.	/	.
55	Thomas,Austin	1	.	1	.	.	.	.	.	.	/	.
40	Johnson,Jared	1	.	1	.	.	.	.	.	.	/	.
30	Harmon,Sid	1	.	1	.	.	.	.	.	.	/	.
70	Stevens,Mark	1	.	1	.	.	.	.	.	.	/	.
74	Drury,Brian	.	1	1	.	.	.	.	.	.	/	.
56	Berry,Davis	.	1	1	.	.	.	.	.	.	/	.
10	Caudill,Will	.	1	1	.	.	.	.	.	.	/	.
11	Norman,Jackson	.	.	.	.	.	.	.	1	.	/	.

Briarcrest Christian

##	Player	Solo	Ast	Tot	TFL/Yds	FF	FR-Yd	Intc	PD	Blkd	Sack/Yds	QH
66	CURRIE,Justin	6	4	10	2.5/7	.	.	.	.	.	/	.
6	STAUFFER,John	7	2	9	.	.	.	.	.	.	/	.
50	HELLMAN,Michael	4	4	8	0.5/5	.	.	.	.	.	1/5	.
4	TOWNS,Robert	4	2	6	.	.	.	.	.	.	/	.
21	COLE,Melvin	2	4	6	2.0/7	.	.	.	.	.	1/4	.
29	WORLEY,Daniel	3	2	5	.	.	.	.	1	.	/	.
56	DAY,Barrett	2	2	4	1.0/4	.	.	.	.	.	/	.
30	REDMOND,Grant	.	3	3	.	.	.	.	.	.	/	.
42	LAMPKIN,Trey	2	.	2	.	.	.	.	.	.	/	.
73	WEINTRAUB,Joe	1	1	2	.	.	.	.	.	.	/	.
86	FRANKLIN,Quinte	1	.	1	.	.	.	.	.	.	/	.
8	FLETCHER,Josh	1	.	1	.	.	.	.	.	.	/	.

Quickie Statistics

Quickie Statistics (Final)
Battle Ground Academ vs Briarcrest Christian (Nov 23, 2002 at Nashville,Tn)

	BGA	BCS
Score.....	13	16
FIRST DOWNS.....	**9**	**13**
RUSHES-YARDS (NET).....	**40-156**	**41-154**
PASSING YDS (NET).....	**33**	**105**
Passes Att-Comp-Int.....	7-4-0	17-10-1
TOTAL OFFENSE PLAYS-YARDS.....	**47-189**	**58-259**
Fumble Returns-Yards.....	0-0	0-0
Punt Returns-Yards.....	0-0	1-7
Kickoff Returns-Yards.....	2-7	2-38
Interception Returns-Yards....	1-37	0-0
Punts (Number-Avg).....	5-30.2	4-35.5
Fumbles-Lost.....	0-0	1-0
Penalties-Yards.....	2-10	9-95
Possession Time.....	20:45	39:15
Third-Down Conversions.....	4 of 12	4 of 13
Fourth-Down Conversions.....	0 of 0	2 of 3
Red-Zone Scores-Chances.....	3-5	1-3

Battle Ground Academ

Rushing	No	Yds	TD	Lg	Avg
Karl,Ryan	28	113	1	15	4.0
Harlin,John	3	32	0	32	10.7
Hickerson,Harli	3	18	0	9	6.0
Bickley,Greer	6	-7	0	4	-1.2

Passing	Att-Cmp-Int	Yds	TD	Lng
Bickley,Greer	7-4-0	33	0	13

Receiving	No.	Yds	TD	Long
Johnson,Jared	1	13	0	13
Lucas,Caldwell	1	9	0	9
Harlin,John	1	8	0	8
Karl,Ryan	1	3	0	3

Punting	No.	Avg	Long	I20
Lucas,Caldwell	5	30.2	41	0

Punt returns	No.	Yds	TD	Long

Kick returns	No.	Yds	TD	Long
Bubis,Brandon	1	0	0	0
Karl,Ryan	1	7	0	7

Briarcrest Christian

Rushing	No	Yds	TD	Lg	Avg
TOWNS,Robert	15	68	0	15	4.5
COLE,Melvin	13	44	0	9	3.4
FLETCHER,Josh	8	34	0	12	4.2
STAUFFER,John	5	8	0	5	1.6

Passing	Att-Cmp-Int	Yds	TD	Lng
FLETCHER,Josh	17-10-1	105	2	44

Receiving	No.	Yds	TD	Long
TOWNS,Robert	6	74	2	44
McKAY,Andrew	3	19	0	9
McDONALD,Presto	1	12	0	12

Punting	No.	Avg	Long	I20
FLETCHER,Josh	4	35.5	39	1

Punt returns	No.	Yds	TD	Long
TOWNS,Robert	1	7	0	7

Kick returns	No.	Yds	TD	Long
FLETCHER,Josh	1	20	0	20
GOODRICH,Jamal	1	18	0	18

Team	Qtr	Time	Scoring play	Conversion	Plays-Yards	TOP	BGA - BCS
BCS	1st	03:30	TOWNS,Robert 44 yd pass from FLETCHER,Josh	SPARKS,Justin kick	3-48	1:33	0 - 7
BGA	2nd	06:05	Karl,Ryan 4 yd run	Vick,Scott kick	9-56	4:42	7 - 7
BCS	OT	00:00	SPARKS,Justin 19 yd field goal		6-0	12:12	7 - 10
BGA	OT	00:00	Vick,Scott 19 yd field goal		4-8	0:00	10 - 10
BGA	OT	00:00	Vick,Scott 20 yd field goal		4-7	0:00	13 - 10
BCS	OT	00:00	TOWNS,Robert 2 yd pass from FLETCHER,Josh		4-10	0:00	13 - 16

Participation Report

Participation Report (Final)
Battle Ground Academ vs Briarcrest Christian (Nov 23, 2002 at Nashville,Tn)

Battle Ground Academ: 1-Holloway,Will, 3-Harlin,John, 5-Lucas,Caldwell, 7-Ross,Chris, 8-Locke,Joel, 10-Caudill,Will, 11-Norman,Jackson, 14-Drury,Kyle, 15-Bickley,Greer, 16-Vick,Scott, 21-Karl,Ryan, 27-Hickerson,Harli, 30-Harmon,Sid, 40-Johnson,Jared, 54-Walton,Will, 55-Thomas,Austin, 56-Berry,Davis, 60-Mullin,Matt, 68-Bubis,Brandon, 70-Stevens,Mark, 72-Orr,Calder, 73-Levy,Joe, 74-Drury,Brian, 78-Crosby,Emory.

Briarcrest Christian: 2-McDONALD,Presto, 3-SPARKS,Justin, 4-TOWNS,Robert, 5-GOODRICH,Jamal, 6-STAUFFER,John, 8-FLETCHER,Josh, 10-McKAY,Andrew, 21-COLE,Melvin, 29-WORLEY,Daniel, 30-REDMOND,Grant, 42-LAMPKIN,Trey, 50-HELLMAN,Michael, 56-DAY,Barrett, 66-CURRIE,Justin, 73-WEINTRAUB,Joe, 86-FRANKLIN,Quinte.

Play-by-Play Summary (1st Quarter)

```
                Briarcrest wins toss and defers to 2nd half. BGA will receive.
  B 1-10 B40    BCS ball on BCS40.

                    SPARKS,Justin kickoff 38 yards to the BGA22, Bubis,Brandon return 0
                    yards to the BGA22.
  B 1-10 B22    Bickley,Greer rush for loss of 4 yards to the BGA18 (CURRIE,Justin).
  B 2-14 B18    Karl,Ryan rush for 2 yards to the BGA20 (TOWNS,Robert;COLE,Melvin).
  B 3-12 B20    Bickley,Greer pass complete to Lucas,Caldwell for 9 yards to the BGA29
                (STAUFFER,John).
  B 4-3  B29    Lucas,Caldwell punt 41 yards to the BCS30, out-of-bounds.
--------------- 3 plays, 7 yards, TOP 02:05 ---------------

      H 1-10 H30    BRIARCREST CHRISTIAN drive start at 09:55 (1st).
      H 1-10 H30    TOWNS,Robert rush for 3 yards to the BCS33 (Orr,Calder;Berry,Davis).
      H 2-7  H33    TOWNS,Robert rush for 15 yards to the BCS48, 1ST DOWN BCS.
      H 1-10 H48    TOWNS,Robert rush for 4 yards to the BGA48 (Mullin,Matt).
      H 2-6  B48    PENALTY BCS false start 5 yards to the BCS47.
      H 2-11 H47    COLE,Melvin rush for 3 yards to the 50 yardline (Orr,Calder).
      H 3-8  H50    FLETCHER,Josh rush for loss of 5 yards to the BCS45
                    (Ross,Chris;Orr,Calder).
      H 4-13 H45    FLETCHER,Josh punt 39 yards to the BGA16, downed.
--------------- 5 plays, 15 yards, TOP 03:25 ---------------

  B 1-10 B16    BATTLE GROUND ACADEM drive start at 06:30 (1st).
  B 1-10 B16    Karl,Ryan rush for 2 yards to the BGA18 (STAUFFER,John).
  B 2-8  B18    Karl,Ryan rush for 2 yards to the BGA20 (COLE,Melvin;WORLEY,Daniel).
  B 3-6  B20    Bickley,Greer pass incomplete to Carbine,Sam (WORLEY,Daniel).
  B 4-6  B20    Lucas,Caldwell punt 28 yards to the BGA48, out-of-bounds.
--------------- 3 plays, 4 yards, TOP 01:27 ---------------

      H 1-10 B48    BRIARCREST CHRISTIAN drive start at 05:03 (1st).
      H 1-10 B48    COLE,Melvin rush for 5 yards to the BGA43 (Walton,Will).
      H 2-5  B43    STAUFFER,John rush to the BGA45, fumble by STAUFFER,John recovered by
                    BCS FLETCHER,Josh at BGA44.
      H 3-6  B44    FLETCHER,Josh pass complete to TOWNS,Robert for 44 yards to the BGA0,
                    1ST DOWN BCS, TOUCHDOWN, clock 03:30.
                    SPARKS,Justin kick attempt good.
                          ==============================================
                          BATTLE GROUND ACADEM 0, BRIARCREST CHRISTIAN 7
                          ==============================================
--------------- 3 plays, 48 yards, TOP 01:33 ---------------

                    SPARKS,Justin kickoff 35 yards to the BGA25, Karl,Ryan return 7 yards to
                    the BGA32 (TOWNS,Robert).
  B 1-10 B32    BATTLE GROUND ACADEM drive start at 03:20 (1st).
  B 1-10 B32    Hickerson,Harli rush for 9 yards to the BGA41 (WORLEY,Daniel).
  B 2-1  B41    PENALTY BCS personal foul 15 yards to the BCS44, 1ST DOWN BGA.
  B 1-10 H44    Harlin,John rush for 32 yards to the BCS12, 1ST DOWN BGA (COLE,Melvin).
  B 1-10 H12    Timeout Battle Ground Academ, clock 02:47.
  B 1-10 H12    Karl,Ryan rush for 4 yards to the BCS8 (TOWNS,Robert).
  B 2-6  H08    Harlin,John rush for loss of 4 yards to the BCS12 (DAY,Barrett).
  B 3-10 H12    Bickley,Greer pass complete to Harlin,John for 8 yards to the BCS4
                (LAMPKIN,Trey).
  B 4-2  H04    Harlin,John field goal attempt from 21 MISSED - wide right, spot at BCS20,
                clock 00:45.
--------------- 6 plays, 64 yards, TOP 02:35 ---------------

      H 1-10 H20    TOWNS,Robert rush for 6 yards to the BCS26 (Stevens,Mark).
      H 2-4  H26    PENALTY BCS illegal procedure 5 yards to the BCS21.

                          ==============END OF 1st QUARTER==============
                          BATTLE GROUND ACADEM 0, BRIARCREST CHRISTIAN 7
                          ==============================================
```

Play-by-Play Summary (2nd quarter)

```
      H 2-9  H21   Start of 2nd quarter, clock 12:00.
      H 2-9  H21   TOWNS,Robert rush for 2 yards to the BCS23
                   (Holloway,Will;Bubis,Brandon).
      H 3-7  H23   PENALTY BCS false start 5 yards to the BCS18.
      H 3-12 H18   FLETCHER,Josh pass incomplete to TOWNS,Robert (Norman,Jackson).
      H 4-12 H18   FLETCHER,Josh punt 38 yards to the BGA44, downed.
--------------- 3 plays, minus 2 yards, TOP 01:58 ---------------

  B 1-10 B44   BATTLE GROUND ACADEM drive start at 10:47 (2nd).
  B 1-10 B44   Bickley,Greer rush for 4 yards to the BGA48 (CURRIE,Justin).
  B 2-6  B48   Hickerson,Harli rush for 4 yards to the BCS48 (DAY,Barrett).
  B 3-2  H48   Karl,Ryan rush for 15 yards to the BCS33, 1ST DOWN BGA (STAUFFER,John).
  B 1-10 H33   Karl,Ryan rush for 7 yards to the BCS26 (HELLMAN,Michael;WEINTRAUB,Joe).
  B 2-3  H26   Bickley,Greer rush for 1 yard to the BCS25 (CURRIE,Justin;REDMOND,Grant).
  B 3-2  H25   Karl,Ryan rush for 4 yards to the BCS21, 1ST DOWN BGA (LAMPKIN,Trey).
  B 1-10 H21   Karl,Ryan rush for 4 yards to the BCS17 (HELLMAN,Michael;REDMOND,Grant).
  B 2-6  H17   Bickley,Greer pass complete to Johnson,Jared for 13 yards to the BCS4,
               1ST DOWN BGA (FRANKLIN,Quinte).
  B 1-G  H04   Karl,Ryan rush for 4 yards to the BCS0, TOUCHDOWN, clock 06:05.
               Vick,Scott kick attempt good.
                         ==============================================
                         BATTLE GROUND ACADEM 7, BRIARCREST CHRISTIAN 7
                         ==============================================
--------------- 9 plays, 56 yards, TOP 04:42 ---------------

               Vick,Scott kickoff 53 yards to the BCS7, FLETCHER,Josh return 20 yards to
               the BCS27 (Ross,Chris).
      H 1-10 H27   BRIARCREST CHRISTIAN drive start at 06:00 (2nd).
      H 1-10 H27   FLETCHER,Josh pass complete to McKAY,Andrew for 9 yards to the BCS36
                   (Drury,Kyle).
      H 2-1  H36   TOWNS,Robert rush for 9 yards to the BCS45, 1ST DOWN BCS (Crosby,Emory).
      H 1-10 H45   FLETCHER,Josh pass complete to McKAY,Andrew for 5 yards to the 50
                   yardline (Caudill,Will;Crosby,Emory).
      H 2-5  H50   COLE,Melvin rush for 4 yards to the BGA46 (Johnson,Jared).
      H 3-1  B46   FLETCHER,Josh rush for 2 yards to the BGA44, 1ST DOWN BCS (Levy,Joe).
      H 1-10 B44   TOWNS,Robert rush for 8 yards to the BGA36 (Walton,Will;Ross,Chris).
      H 2-2  B36   FLETCHER,Josh pass incomplete, PENALTY BCS intentional grounding 24
                   yards to the BCS40.
      H 3-26 H40   3rd and 26.
      H 3-26 H40   FLETCHER,Josh pass complete to TOWNS,Robert for 13 yards to the BGA47
                   (Harlin,John).
      H 4-13 B47   FLETCHER,Josh punt 27 yards to the BGA20, fair catch by Harlin,John.
--------------- 8 plays, 26 yards, TOP 04:23 ---------------

  B 1-10 B20   BATTLE GROUND ACADEM drive start at 01:37 (2nd).
  B 1-10 B20   Karl,Ryan rush for 4 yards to the BGA24 (WORLEY,Daniel).
  B 2-6  B24   Karl,Ryan rush for 5 yards to the BGA29 (WORLEY,Daniel).
  B 3-1  B29   Bickley,Greer rush for loss of 2 yards to the BGA27 (CURRIE,Justin).
  B 4-3  B27   Lucas,Caldwell punt 33 yards to the BCS40, TOWNS,Robert return 7 yards to
               the BCS47 (Crosby,Emory).
--------------- 3 plays, 7 yards, TOP 01:05 ---------------

      H 1-10 H47   BRIARCREST CHRISTIAN drive start at 00:32 (2nd).
      H 1-10 H47   PENALTY BCS holding 16 yards to the BCS31.
      H 1-26 H31   COLE,Melvin rush for 8 yards to the BCS39 (Orr,Calder).
      H 2-18 H39   End of 1st half, clock 00:00.

                         ==============END OF 2nd QUARTER==============
                         BATTLE GROUND ACADEM 7, BRIARCREST CHRISTIAN 7
                         ==============================================
```

Play-by-Play Summary (3rd quarter)

```
      H 2-18 H39   Start of 3rd quarter, clock 12:00, BGA ball on BGA40.
--------------- 1 plays, minus 8 yards, TOP 00:32 ---------------

               Locke,Joel kickoff 54 yards to the BCS6, GOODRICH,Jamal return 18 yards to
               the BCS24 (Harmon,Sid).
      H 1-10 H24   BRIARCREST CHRISTIAN drive start at 11:52 (3rd).
      H 1-10 H24   FLETCHER,Josh pass incomplete to McKAY,Andrew.
      H 2-10 H24   TOWNS,Robert rush for 3 yards to the BCS27 (Orr,Calder;Ross,Chris).
      H 3-7  H27   FLETCHER,Josh rush for 12 yards to the BCS39, 1ST DOWN BCS
                   (Ross,Chris).
      H 1-10 H39   COLE,Melvin rush for 5 yards to the BCS44 (Levy,Joe).
      H 2-5  H44   TOWNS,Robert rush for 2 yards to the BCS46 (Levy,Joe;Bubis,Brandon).
      H 3-3  H46   FLETCHER,Josh pass complete to TOWNS,Robert for 5 yards to the BGA49,
                   1ST DOWN BCS (Drury,Kyle).
      H 1-10 B49   FLETCHER,Josh rush for 8 yards to the BGA41 (Hickerson,Harli).
      H 2-2  B41   COLE,Melvin rush for 6 yards to the BGA35, 1ST DOWN BCS
                   (Hickerson,Harli;Ross,Chris).
      H 1-10 B35   COLE,Melvin rush for 9 yards to the BGA26 (Ross,Chris;Hickerson,Harli).
      H 2-1  B26   TOWNS,Robert rush for 3 yards to the BGA23, 1ST DOWN BCS
                   (Holloway,Will).
      H 1-10 B23   COLE,Melvin rush for 8 yards to the BGA15 (Harlin,John).
      H 2-2  B15   COLE,Melvin rush for 3 yards to the BGA12, 1ST DOWN BCS
                   (Orr,Calder).
      H 1-10 B12   Timeout Battle Ground Academ, clock 05:17.
      H 1-10 B12   TOWNS,Robert rush for 4 yards to the BGA8 (Levy,Joe).
      H 2-6  B08   STAUFFER,John rush for 5 yards to the BGA3 (Orr,Calder).
      H 3-1  B03   COLE,Melvin rush for loss of 1 yard to the BGA4 (Levy,Joe).
      H 4-2  B04   Timeout Briarcrest Christian, clock 03:02.
      H 4-2  B04   TOWNS,Robert rush for 1 yard to the BGA3 (Harlin,John).
--------------- 16 plays, 73 yards, TOP 08:56 ---------------

  B 1-10 B03   BATTLE GROUND ACADEM drive start at 02:56 (3rd).
  B 1-10 B03   Karl,Ryan rush for 6 yards to the BGA9 (WEINTRAUB,Joe).
  B 2-4  B09   Karl,Ryan rush for 5 yards to the BGA14, 1ST DOWN BGA
               (CURRIE,Justin).
  B 1-10 B14   Karl,Ryan rush for loss of 2 yards to the BGA12 (CURRIE,Justin;COLE,Melvin).
  B 2-12 B12   Hickerson,Harli rush for 5 yards to the BGA17 (HELLMAN,Michael).
  B 3-7  B17   Karl,Ryan rush for 6 yards to the BGA23 (CURRIE,Justin).
  B 4-1  B23   Lucas,Caldwell punt 14 yards to the BGA37, out-of-bounds.
--------------- 5 plays, 20 yards, TOP 02:52 ---------------

      H 1-10 B37   BRIARCREST CHRISTIAN drive start at 00:04 (3rd).
      H 1-10 B37   FLETCHER,Josh pass complete to McDONALD,Presto for 12 yards to the
                   BGA25, 1ST DOWN BCS (Walton,Will).

                         ==============END OF 3rd QUARTER==============
                         BATTLE GROUND ACADEM 7, BRIARCREST CHRISTIAN 7
                         ===============================================
```

Play-by-Play Summary (4th quarter)

```
      H 1-10 B25   Start of 4th quarter, clock 12:00.
      H 1-10 B25   STAUFFER,John rush for 3 yards to the BGA22
                   (Holloway,Will;Hickerson,Harli).
      H 2-7  B22   STAUFFER,John rush for loss of 1 yard to the BGA23 (Bubis,Brandon).
      H 3-8  B23   PENALTY BCS false start 5 yards to the BGA28.
      H 3-13 B28   PENALTY BCS holding 10 yards to the BGA38.
      H 3-23 B38   FLETCHER,Josh pass incomplete to TOWNS,Robert.
      H 4-23 B38   FLETCHER,Josh punt 38 yards to the BGA0, touchback.
--------------- 4 plays, minus 1 yards, TOP 02:25 ---------------

  B 1-10 B20   BATTLE GROUND ACADEM drive start at 09:39 (4th).
  B 1-10 B20   Karl,Ryan rush for 5 yards to the BGA25 (TOWNS,Robert).
  B 2-5  B25   Karl,Ryan rush for 2 yards to the BGA27 (HELLMAN,Michael).
  B 3-3  B27   Karl,Ryan rush for 4 yards to the BGA31, 1ST DOWN BGA (STAUFFER,John).
  B 1-10 B31   Harlin,John rush for 4 yards to the BGA35 (DAY,Barrett;WORLEY,Daniel).
  B 2-6  B35   Karl,Ryan rush for 11 yards to the BGA46, 1ST DOWN BGA (HELLMAN,Michael).
  B 1-10 B46   Timeout Battle Ground Academ, clock 07:09.
  B 1-10 B46   Karl,Ryan rush for 4 yards to the 50 yardline
               (HELLMAN,Michael;CURRIE,Justin).
  B 2-6  B50   Bickley,Greer sacked for loss of 9 yards to the BGA41
               (HELLMAN,Michael;COLE,Melvin).
  B 3-15 B41   Bickley,Greer pass incomplete to Karl,Ryan.
  B 4-15 B41   Lucas,Caldwell punt 35 yards to the BCS24, downed.
--------------- 8 plays, 21 yards, TOP 04:06 ---------------

      H 1-10 H24   BRIARCREST CHRISTIAN drive start at 05:33 (4th).
      H 1-10 H24   FLETCHER,Josh pass complete to McKAY,Andrew for 5 yards to the BCS29
                   (Drury,Kyle;Crosby,Emory).
      H 2-5  H29   COLE,Melvin rush for 8 yards to the BCS37, 1ST DOWN BCS (Holloway,Will),
                   PENALTY BGA face mask 5 yards to the BCS42, 1ST DOWN BCS.
      H 1-10 H42   1st and 10.
      H 1-10 H42   TOWNS,Robert rush for loss of 1 yard to the BCS41 (Crosby,Emory).
      H 2-11 H41   FLETCHER,Josh pass incomplete to McDONALD,Presto (Harlin,John).
      H 3-11 H41   FLETCHER,Josh rush for 5 yards to the BCS46 (Walton,Will).
      H 4-6  H46   PENALTY BGA substitution infraction 5 yards to the BGA49.
      H 4-1  B49   FLETCHER,Josh rush for 2 yards to the BGA47, 1ST DOWN BCS
                   (Crosby,Emory;Holloway,Will).
      H 1-10 B47   TOWNS,Robert rush for 6 yards to the BGA41 (Ross,Chris).
      H 2-4  B41   STAUFFER,John rush for 2 yards to the BGA39 (Bubis,Brandon).
      H 3-2  B39   FLETCHER,Josh pass intercepted by Drury,Kyle at the BGA35, Drury,Kyle
                   return 37 yards to the BCS28 (TOWNS,Robert).
--------------- 9 plays, 37 yards, TOP 03:38 ---------------

  B 1-10 H28   BATTLE GROUND ACADEM drive start at 01:55 (4th).
  B 1-10 H28   Karl,Ryan rush for 1 yard to the BCS27 (CURRIE,Justin).
  B 2-9  H27   Karl,Ryan rush for 8 yards to the BCS19 (STAUFFER,John).
  B 3-1  H19   Karl,Ryan rush for 3 yards to the BCS16, 1ST DOWN BGA (STAUFFER,John).
  B 1-10 H16   Karl,Ryan rush for loss of 2 yards to the BCS18 (COLE,Melvin).
  B 2-12 H18   Bickley,Greer pass incomplete.
  B 3-12 H18   Vick,Scott field goal attempt from 40 MISSED - wide left, spot at BGA20,
               clock 00:12.
--------------- 6 plays, 10 yards, TOP 01:43 ---------------

      H 1-10 B20   COLE,Melvin rush for loss of 16 yards to the BGA36
                   (Ross,Chris;Holloway,Will).
      H 2-26 B36   Timeout Briarcrest Christian, clock 00:04.
      H 2-26 B36   FLETCHER,Josh pass incomplete.
      H 3-26 B36   End of 2nd half, clock 00:00.

                         ==============END OF 4th QUARTER==============
                         BATTLE GROUND ACADEM 7, BRIARCREST CHRISTIAN 7
                         ===============================================
```

Play-by-Play Summary (OT quarter)

```
                    Briarcrest will get ball first;BGA will defend the south goal.
      H 3-26 B36    Start of OT  quarter, clock 12:00.
      H 3-26 B36    1st and 10.
      H 1-10 B36    BCS ball on BGA10.
      H 1-G  B10    TOWNS,Robert rush for no gain to the BGA10 (Crosby,Emory), PENALTY
                    BCS illegal block 10 yards to the BGA20, NO PLAY.
      H 1-G  B20    FLETCHER,Josh rush for 6 yards to the BGA14 (Holloway,Will;Drury,Brian).
      H 2-G  B14    FLETCHER,Josh pass complete to TOWNS,Robert for 7 yards to the BGA7
                    (Thomas,Austin).
      H 3-G  B07    FLETCHER,Josh rush for 4 yards to the BGA3 (Holloway,Will).
      H 4-G  B03    Timeout Briarcrest Christian, clock 00:00.
      H 4-G  B03    SPARKS,Justin field goal attempt from 19 GOOD, clock 00:00.
                         ================================================
                         BATTLE GROUND ACADEM 7, BRIARCREST CHRISTIAN 10
                         ================================================

      H 1-G  H40    Change of possession, BGA ball on BCS10, 1st and 10.
--------------- 6 plays, minus 16 yards, TOP 12:12 ---------------

  B 1-G  H10    BGA ball on BCS10.
  B 1-G  H10    Karl,Ryan rush for 4 yards to the BCS6 (STAUFFER,John;REDMOND,Grant).
  B 2-G  H06    Karl,Ryan rush for 4 yards to the BCS2 (FLETCHER,Josh).
  B 3-G  H02    Karl,Ryan rush for no gain to the BCS2 (STAUFFER,John;TOWNS,Robert).
  B 4-G  H02    Timeout Battle Ground Academ, clock 00:00.
  B 4-G  H02    Timeout Briarcrest Christian, clock 00:00.
  B 4-G  H02    Vick,Scott field goal attempt from 19 GOOD, clock 00:00.
                         =================================================
                         BATTLE GROUND ACADEM 10, BRIARCREST CHRISTIAN 10
                         =================================================

  B 1-G  B40    Change of possession, BGA ball on BCS10, 1st and 10.
--------------- 4 plays, 8 yards, TOP 00:00 ---------------

  B 1-G  H10    BGA ball on BCS10.
  B 1-G  H10    Karl,Ryan rush for 1 yard to the BCS9 (HELLMAN,Michael).
  B 2-G  H09    Bickley,Greer rush for 3 yards to the BCS6 (CURRIE,Justin;DAY,Barrett).
  B 3-G  H06    Bickley,Greer pass complete to Karl,Ryan for 3 yards to the BCS3
                (STAUFFER,John).
  B 4-G  H03    Vick,Scott field goal attempt from 20 GOOD, clock 00:00.
                         =================================================
                         BATTLE GROUND ACADEM 13, BRIARCREST CHRISTIAN 10
                         =================================================

  B 1-G  B40    Change of possession, BCS ball on BGA10, 1st and 10.
--------------- 4 plays, 7 yards, TOP 00:00 ---------------

      H 1-G  B10    TOWNS,Robert rush for 3 yards to the BGA7 (Orr,Calder;Ross,Chris).
      H 2-G  B07    Timeout Briarcrest Christian, clock 00:00.
      H 2-G  B07    COLE,Melvin rush for 2 yards to the BGA5 (Bubis,Brandon;Ross,Chris).
      H 3-G  B05    FLETCHER,Josh pass complete to TOWNS,Robert for 3 yards to the BGA2
                    (Crosby,Emory).
      H 4-G  B02    FLETCHER,Josh pass complete to TOWNS,Robert for 2 yards to the BGA0,
                    TOUCHDOWN, clock 00:00.
                         =================================================
                         BATTLE GROUND ACADEM 13, BRIARCREST CHRISTIAN 16
                         =================================================

--------------- 4 plays, 10 yards, TOP 00:00 ---------------

                         =================================================
                         BATTLE GROUND ACADEM 13, BRIARCREST CHRISTIAN 16
                         =================================================
```

Play Breakdown Summary

Play Breakdown Summary (Final)
The Automated ScoreBook
Battle Ground Academ vs Briarcrest Christian (Nov 23, 2002 at Nashville,Tn)

Battle Ground Academ

Down	RUN	PASS	Total
OVERALL.....	39	8	47
1ST DOWN.....	19	0	19
2ND DOWN-SHORT...	1	0	1
2ND DOWN-MIDDLE..	7	2	9
2ND DOWN-LONG....	5	1	6
3RD DOWN-SHORT...	5	0	5
3RD DOWN-MIDDLE..	1	0	1
3RD DOWN-LONG....	1	5	6
4TH DOWN.....	0	0	0

Briarcrest Christian

Down	RUN	PASS	Total
OVERALL.....	41	17	58
1ST DOWN.....	17	5	22
2ND DOWN-SHORT...	4	1	5
2ND DOWN-MIDDLE..	6	0	6
2ND DOWN-LONG....	6	3	9
3RD DOWN-SHORT...	2	1	3
3RD DOWN-MIDDLE..	0	1	1
3RD DOWN-LONG....	4	5	9
4TH DOWN.....	2	1	3

Battle Ground Academ

Formation	RUN	PASS	Total
.....	39	8	47

Briarcrest Christian

Formation	RUN	PASS	Total
.....	41	17	58

Play Breakdown

Play Breakdown (Final)
The Automated ScoreBook
Battle Ground Academ vs Briarcrest Christian (Nov 23, 2002 at Nashville,Tn)

Battle Ground Academ (Sorted by Play type)

1ST DOWN RUN (19 RUN, 0 PASS)

1-10	B22 #15	-4	[ ]
1-10	B44 #15	4	[ ]
1-10	B46 #21	4	[ ]
1-10	B20 #21	5	[ ]
1-10	H28 #21	1	[ ]
1-10	B14 #21	-2	[ ]
1-10	B03 #21	6	[ ]
1-10	H16 #21	-2	[ ]
1-10	B20 #21	4	[ ]
1-4	H04 #21	4	[ ]
1-10	H21 #21	4	[ ]
1-10	H33 #21	7	[ ]
1-10	H10 #21	4	[ ]
1-10	H12 #21	4	[ ]
1-10	H10 #21	1	[ ]
1-10	B16 #21	2	[ ]
1-10	B32 #27	9	[ ]
1-10	B31 #3	4	[ ]
1-10	H44 #3	32	[ ]

1ST DOWN PASS

2ND-SHORT RUN (1 RUN, 0 PASS)

2-3	H26 #15	1	[ ]

2ND-SHORT PASS

2ND-MIDDLE RUN (7 RUN, 2 PASS)

2-6	B35 #21	11	[ ]
2-5	B25 #21	2	[ ]
2-4	B09 #21	5	[ ]
2-6	B24 #21	5	[ ]
2-6	H06 #21	4	[ ]
2-6	B48 #27	4	[ ]
2-6	H08 #3	-4	[ ]

2ND-MIDDLE PASS

2-6	H17 #40	13	[ ]
2-6	B50 #	SACK	[ ]

```
2ND-LONG RUN  (5 RUN, 1 PASS)                                   2ND-LONG PASS
2-9  H09 #15   3 [    ]                                         2-12 H18 #       - [    ]
2-9  H27 #21   8 [    ]
2-8  B18 #21   2 [    ]
2-14 B18 #21   2 [    ]
2-12 B12 #27   5 [    ]

3RD-SHORT RUN  (5 RUN, 0 PASS)                                  3RD-SHORT PASS
3-1  B29 #15  -2 [    ]
3-1  H19 #21   3 [    ]
3-2  H25 #21   4 [    ]
3-2  H48 #21  15 [    ]
3-2  H02 #21   0 [    ]

3RD-MIDDLE RUN  (1 RUN, 0 PASS)                                 3RD-MIDDLE PASS
3-3  B27 #21   4 [    ]

3RD-LONG RUN  (1 RUN, 5 PASS)                                   3RD-LONG PASS
3-7  B17 #21   6 [    ]                                         3-15 B41 #21     - [    ]
                                                                3-6  H06 #21     3 [    ]
                                                                3-10 H12 #3      8 [    ]
                                                                3-12 B20 #5      9 [    ]
                                                                3-6  B20 #85     - [    ]

4TH DOWN RUN  (0 RUN, 0 PASS)                                   4TH DOWN PASS
```

Play Breakdown

Play Breakdown (Final)
The Automated ScoreBook
Battle Ground Academ vs Briarcrest Christian (Nov 23, 2002 at Nashville,Tn)

Briarcrest Christian (Sorted by Play type)

```
1ST DOWN RUN  (17 RUN, 5 PASS)                                  1ST DOWN PASS
1-10 B35 #21   9 [    ]                                         1-10 H45 #10     5 [    ]
1-10 B20 #21 -16 [    ]                                         1-10 H27 #10     9 [    ]
1-10 H39 #21   5 [    ]                                         1-10 H24 #10     - [    ]
1-26 H31 #21   8 [    ]                                         1-10 H24 #10     5 [    ]
1-10 B48 #21   5 [    ]                                         1-10 B37 #2     12 [    ]
1-10 B23 #21   8 [    ]
1-10 B12 #4    4 [    ]
1-10 H42 #4   -1 [    ]
1-10 H30 #4    3 [    ]
1-10 B44 #4    8 [    ]
1-10 B47 #4    6 [    ]
1-10 H20 #4    6 [    ]
1-10 B10 #4    3 [    ]
1-10 H48 #4    4 [    ]
1-10 B25 #6    3 [    ]
1-10 B49 #8    8 [    ]
1-20 B20 #8    6 [    ]

2ND-SHORT RUN  (4 RUN, 1 PASS)                                  2ND-SHORT PASS
2-2  B15 #21   3 [    ]                                         2-2  B36 #       - [    ]
2-2  B41 #21   6 [    ]
2-1  B26 #4    3 [    ]
2-1  H36 #4    9 [    ]

2ND-MIDDLE RUN  (6 RUN, 0 PASS)                                 2ND-MIDDLE PASS
2-5  H29 #21   8 [    ]
2-5  H50 #21   4 [    ]
2-5  H44 #4    2 [    ]
```

2-6 B08 #6 5 [ ]
2-5 B43 #6 -2 [ ]
2-4 B41 #6 2 [ ]

2ND-LONG RUN (6 RUN, 3 PASS)
2-11 H47 #21 3 [ ]
2-7 B07 #21 2 [ ]
2-10 H24 #4 3 [ ]
2-9 H21 #4 2 [ ]
2-7 H33 #4 15 [ ]
2-7 B22 #6 -1 [ ]

2ND-LONG PASS
2-11 H41 #2 - [ ]
2-14 B14 #4 7 [ ]
2-26 B36 # - [ ]

3RD-SHORT RUN (2 RUN, 1 PASS)
3-1 B03 #21 -1 [ ]
3-1 B46 #8 2 [ ]

3RD-SHORT PASS
3-2 B39 # INT [ ]

3RD-MIDDLE RUN (0 RUN, 1 PASS)

3RD-MIDDLE PASS
3-3 H46 #4 5 [ ]

3RD-LONG RUN (4 RUN, 5 PASS)
3-8 H50 #8 -5 [ ]
3-7 B07 #8 4 [ ]
3-7 H27 #8 12 [ ]
3-11 H41 #8 5 [ ]

3RD-LONG PASS
3-5 B05 #4 3 [ ]
3-23 B38 #4 - [ ]
3-26 H40 #4 13 [ ]
3-12 H18 #4 - [ ]
3-6 B44 #4 44 [ ]

4TH DOWN RUN (2 RUN, 1 PASS)
4-2 B04 #4 1 [ ]
4-1 B49 #8 2 [ ]

4TH DOWN PASS
4-2 B02 #4 2 [ ]

2001 Division II Class AA Football Playoffs

November 2 - November 17, 2001 ·

Box Score

Box Score (Final)
Briarcrest vs Battle Ground Acad. (Nov 17, 2001 at Nashville, TN)

Score by Quarters	1	2	3	4	Score	
Briarcrest.....	7	7	0	6	- 20	Record: (8-5)
Battle Ground Acad..	0	7	10	7	- 24	Record: (9-4)

Scoring Summary:

1st 01:20 BRC - GREGORY,David 20 yd pass from OLSEN,James (COWAN,Drew kick), 7-40 2:39, BRC 7 - BGA 0
2nd 04:03 BGA - WALTON,Will 82 yd interception return (MULLIN,Brian kick), , BRC 7 - BGA 7
03:48 BRC - TOWNS,Robert 80 yd run (COWAN,Drew kick), 1-80 0:15, BRC 14 - BGA 7
3rd 08:16 BGA - KARL,Ryan 5 yd pass from BICKLEY,Greer (SODERQUIST,Todd kick), 5-20 1:46, BRC 14 - BGA 14
04:26 BGA - SODERQUIST,Todd 30 yd field goal, 8-27 2:54, BRC 14 - BGA 17
4th 04:21 BGA - KARL,Ryan 18 yd run (MULLIN,Brian kick), 10-54 5:06, BRC 14 - BGA 24
02:20 BRC - OLSEN,James 3 yd run (COWAN,Drew kick failed), 8-80 2:01, BRC 20 - BGA 24

	BRC	BGA
FIRST DOWNS.....	**21**	**11**
RUSHES-YARDS (NET).....	**33-207**	**43-153**
PASSING YDS (NET).....	**206**	**37**
Passes Att-Comp-Int.....	26-18-2	8-3-0
TOTAL OFFENSE PLAYS-YARDS.....	**59-413**	**51-190**
Fumble Returns-Yards.....	0-0	0-0
Punt Returns-Yards.....	1-5	1-33
Kickoff Returns-Yards.....	0-0	3-54
Interception Returns-Yards....	0-0	2-84
Punts (Number-Avg).....	3-38.3	4-44.0
Fumbles-Lost.....	1-0	1-1
Penalties-Yards.....	6-47	4-44
Possession Time.....	23:25	24:35
Sacks By: Number-Yards.....	0-0	0-0

RUSHING: Briarcrest-TOWNS,Robert 10-96; HURDLE,Joel 7-36; OLSEN,James 6-36; QUINN,Hunter 2-17; FLETCHER,Josh 3-9; THORNTON,Chris 2-6; McKAY,Andrew 1-4; COLE,Melvin 2-3. Battle Ground
Acad.-KARL,Ryan 25-97; BICKLEY,Greer 12-42; HICKERSON,Harli 5-11; HARLIN,John 1-3.

PASSING: Briarcrest-OLSEN,James 18-25-1-206; FLETCHER,Josh 0-1-1-0. Battle Ground Acad.-BICKLEY,Greer 3-6-0-37; DRURY,Kyle 0-2-0-0.

RECEIVING: Briarcrest-FLETCHER,Josh 4-56; QUINN,Hunter 4-34; TOWNS,Robert 3-46; HURDLE,Joel 3-21; MAYHEW,Ryan 2-12; GREGORY,David 1-20; VELASCO,Christi 1-17. Battle Ground Acad.-HICKERSON,Harli 1-18; JOHNSON,Josh 1-14; KARL,Ryan 1-5.

INTERCEPTIONS: Briarcrest-None. Battle Ground Acad.-WALTON,Will 1-82; HICKERSON,Harli 1-2.

FUMBLES: Briarcrest-OLSEN,James 1-0. Battle Ground Acad.-BICKLEY,Greer 1-1.

Stadium: Vanderbilt Stadium Attendance: 2300
Kickoff time: 2:30p End of Game: 4:30p Total elapsed time: 2:00
Officials: Referee: Frank Hammons; Umpire: C.O. Burger; Linesman: Craig Phillips;
Line judge: Tony Kellar; Back judge: Bryan Frye; Scorer: CMC Enterprises;
Temperature: 78 Wind: s5-10 Weather: partly cloudy

#14 James Olsen-Briarcrest-offensive MVP
#54 Will Walton-BGA-defensive MVP

Briarcrest vs Battle Ground Acad. (Nov 17, 2001 at Nashville, TN)

SACKS (UA-A): Briarcrest-None. Battle Ground Acad.-None.

TACKLES (UA-A): Briarcrest-STAUFFER,John 8-2; GREGORY,David 6-1; TOWNS,Robert 6-1; HURDLE,Joel 4-3; VELASCO,Christi 3-2; CURRIE,Justin 4-0; QUINN,Hunter 3-1; FLETCHER,Josh 0-4;
VERHINE,David 1-1; BLYTHE,Jeremy 1-0; REDMOND,P.J. 1-0; McDONALD,Presto 1-0; McKAY,Andrew 1-0;
OLSEN,James 1-0; COLE,Melvin 0-1. Battle Ground Acad.-JOHNSON,Josh 7-2; HOLCOMBE,Ben 5-1; HICKERSON,Harli 4-1; MULLIN,Matt 4-1; KARL,Ryan 4-1; ROSS,Chris 4-1; WALTON,Will 2-3; LEGG,Wolly
3-1; HOLLOWAY,Will 2-1; HARLIN,John 2-0; ORR,Calder 1-0; DRURY,Kyle 1-0; SPICER,Casey 1-0; MORAN,Luke 0-1; WILLIAMS,Matt 0-1.

Game Starters:

Briarcrest

POS	##	OFFENSE
QB	14	OLSEN,James
FB	36	HURDLE,Joel
TB	4	TOWNS,Robert
WR	23	QUINN,Hunter
SE	8	FLETCHER,Josh
TE	12	GREGORY,David
LT	68	WILKERSON,Jamie
LG	59	SAVAGE,Jeff
C	63	VAUGHAN,Garrett
RG	55	BOLTON,Brian
RT	50	TOMS,Brandon

POS	##	DEFENSE
DE	36	HURDLE,Joel
DT	66	CURRIE,Justin
DT	70	VERHINE,David
DE	73	WEINTRAUB,Joe
LB	57	MOORE,Alex
LB	6	STAUFFER,John
LB	12	GREGORY,David
CB	4	TOWNS,Robert
S	23	QUINN,Hunter
FS	28	VELASCO,Christi
CB	8	FLETCHER,Josh

Battle Ground Acad.

POS	##	OFFENSE
QB	15	BICKLEY,Greer
RB	27	HICKERSON,Harli
WR	20	SODERQUIST,Todd
WR	2	KARL,Ryan
WR	3	HARLIN,John
TE	88	JOHNSON,Josh
T	77	SPICER,Casey
G	68	BUBIS,Brandon
C	50	WILLIAMS,Matt
G	60	MULLIN,Matt
T	72	ORR,Calder

POS	##	DEFENSE
DE	60	MULLIN,Matt
DT	68	BUBIS,Brandon
DT	50	WILLIAMS,Matt
DE	64	MORAN,Luke
OLB	27	HICKERSON,Harli
OLB	54	WALTON,Will
ILB	88	JOHNSON,Josh
ILB	1	HOLLOWAY,Will
CB	3	HARLIN,John
FS	7	ROSS,Chris
CB	4	HOLCOMBE,Ben

Player participation:

Briarcrest: 2-McDONALD,Presto, 3-COWAN,Drew, 7-MAYHEW,Ryan, 10-McKAY,Andrew, 21-COLE,Melvin, 26-THORNTON,Chris, 27-BENEDICT,Cade,
40-BLYTHE,Jeremy, 80-REDMOND,P.J..

Battle Ground Acad.: 14-DRURY,Kyle, 18-MULLIN,Brian, 76-LEGG,Wolly, 84-TOWNER,Andy.

Scoring Summary

Scoring Summary (Final)
Briarcrest vs Battle Ground Acad. (Nov 17, 2001 at Nashville, TN)

Briarcrest (8-5) vs. Battle Ground Acad. (9-4)
Date: Nov 17, 2001 Site: Nashville, TN Stadium: Vanderbilt Stadium
Attendance: 2300

Score by Quarters	**1**	**2**	**3**	**4**	**Score**
Briarcrest.....	7	7	0	6	- 20
Battle Ground Acad..	0	7	10	7	- 24

Scoring Summary:

1st 01:20 BRC - GREGORY,David 20 yd pass from OLSEN,James (COWAN,Drew kick)
7 plays, 40 yards, TOP 2:39, BRC 7 - BGA 0
2nd 04:03 BGA - WALTON,Will 82 yd interception return (MULLIN,Brian kick)
BRC 7 - BGA 7
03:48 BRC - TOWNS,Robert 80 yd run (COWAN,Drew kick)
1 play, 80 yards, TOP 0:15, BRC 14 - BGA 7
3rd 08:16 BGA - KARL,Ryan 5 yd pass from BICKLEY,Greer (SODERQUIST,Todd kick)
5 plays, 20 yards, TOP 1:46, BRC 14 - BGA 14
04:26 BGA - SODERQUIST,Todd 30 yd field goal
8 plays, 27 yards, TOP 2:54, BRC 14 - BGA 17
4th 04:21 BGA - KARL,Ryan 18 yd run (MULLIN,Brian kick)
10 plays, 54 yards, TOP 5:06, BRC 14 - BGA 24
02:20 BRC - OLSEN,James 3 yd run (COWAN,Drew kick failed)
8 plays, 80 yards, TOP 2:01, BRC 20 - BGA 24

Kickoff time: 2:30p End of Game: 4:30p Total elapsed time: 2:00
Officials: Referee: Frank Hammons; Umpire: C.O. Burger; Linesman: Craig Phillips;
Line judge: Tony Kellar; Back judge: Bryan Frye; Scorer: CMC Enterprises;
Temperature: 78 Wind: s5-10 Weather: partly cloudy

#14 James Olsen-Briarcrest-offensive MVP
#54 Will Walton-BGA-defensive MVP

Team Statistics

Team Statistics (Final)
Briarcrest vs Battle Ground Acad. (Nov 17, 2001 at Nashville, TN)

	BRC	BGA
FIRST DOWNS.....	**21**	**11**
Rushing.....	8	9
Passing.....	11	1
Penalty.....	2	1
Rushing Attempts.....	33	43
Yards Gained Rushing.....	218	162
Yards Lost Rushing.....	11	9
NET YARDS RUSHING.....	**207**	**153**
NET YARDS PASSING.....	**206**	**37**
Passes Attempted.....	26	8
Passes Completed.....	18	3
Had Intercepted.....	2	0
TOTAL OFFENSIVE PLAYS.....	**59**	**51**
TOTAL NET YARDS.....	**413**	**190**
Average Gain Per Play.....	7.0	3.7
Fumbles: Number-Lost.....	1-0	1-1
Penalties: Number-Yards.....	6-47	4-44
Number of Punts-Yards.....	3-115	4-176
Average Per Punt.....	38.3	44.0
Punt Returns: Number-Yards....	1-5	1-33
Kickoff Returns: Number-Yards.	0-0	3-54
Interceptions: Number-Yards...	0-0	2-84
Fumble Returns: Number-Yards..	0-0	0-0
Miscellaneous Yards.....	0	0
Possession Time.....	23:25	24:35
Third-Down Conversions.....	3 of 9	5 of 13
Fourth-Down Conversions.....	1 of 2	2 of 2
Sacks By: Number-Yards.....	0-0	0-0

Individual Statistics

Individual Statistics (Final)
Briarcrest vs Battle Ground Acad. (Nov 17, 2001 at Nashville, TN)

Briarcrest

Rushing	No	Gain	Loss	Net	TD	Lg	Avg
TOWNS,Robert	10	101	5	96	1	80	9.6
HURDLE,Joel	7	36	0	36	0	12	5.1
OLSEN,James	6	42	6	36	1	21	6.0
QUINN,Hunter	2	17	0	17	0	9	8.5
FLETCHER,Josh	3	9	0	9	0	4	3.0
THORNTON,Chris	2	6	0	6	0	3	3.0
McKAY,Andrew	1	4	0	4	0	4	4.0
COLE,Melvin	2	3	0	3	0	3	1.5
Totals...	33	218	11	207	2	80	6.3

Passing	Att-Cmp-Int	Yds	TD	Long	Sck
OLSEN,James	25-18-1	206	1	28	0
FLETCHER,Josh	1-0-1	0	0	0	0
Totals...	26-18-2	206	1	28	0

Receiving	No.	Yds	TD	Long
FLETCHER,Josh	4	56	0	28
QUINN,Hunter	4	34	0	14
TOWNS,Robert	3	46	0	20
HURDLE,Joel	3	21	0	10
MAYHEW,Ryan	2	12	0	13
GREGORY,David	1	20	1	20
VELASCO,Christi	1	17	0	17
Totals...	18	206	1	28

Punting	No.	Yds	Avg	Long	In20
QUINN,Hunter	3	115	38.3	54	2
Totals...	3	115	38.3	54	2

	Punts			Kickoffs			Intercept		
All Returns	No.	Yds.	Lg	No.	Yds.	Lg	No.	Yds.	Lg
BENEDICT,Cade	1	5	5	0	0	0	0	0	0
Totals...	1	5	5	0	0	0	0	0	0

Field goal attempts

Battle Ground Acad.

Rushing	No	Gain	Loss	Net	TD	Lg	Avg
KARL,Ryan	25	101	4	97	1	18	3.9
BICKLEY,Greer	12	47	5	42	0	10	3.5
HICKERSON,Harli	5	11	0	11	0	4	2.2
HARLIN,John	1	3	0	3	0	3	3.0
Totals...	43	162	9	153	1	18	3.6

Passing	Att-Cmp-Int	Yds	TD	Long	Sck
BICKLEY,Greer	6-3-0	37	1	18	0
DRURY,Kyle	2-0-0	0	0	0	0
Totals...	8-3-0	37	1	18	0

Receiving	No.	Yds	TD	Long
HICKERSON,Harli	1	18	0	18
JOHNSON,Josh	1	14	0	14
KARL,Ryan	1	5	1	5
Totals...	3	37	1	18

Punting	No.	Yds	Avg	Long	In20
MULLIN,Brian	4	176	44.0	64	1
Totals...	4	176	44.0	64	1

	Punts			Kickoffs			Intercept		
All Returns	No.	Yds.	Lg	No.	Yds.	Lg	No.	Yds.	Lg
HICKERSON,Harli	0	0	0	0	0	0	1	2	2
SODERQUIST,Todd	1	33	33	1	13	13	0	0	0
WALTON,Will	0	0	0	0	0	0	1	82	82
TOWNER,Andy	0	0	0	1	28	28	0	0	0
HARLIN,John	0	0	0	1	13	13	0	0	0
Totals...	1	33	33	3	54	28	2	84	82

Field goal attempts

SODERQUIST,Todd 3rd 04:26 30 yds - Good

FUMBLES: Briarcrest-OLSEN,James 1-0. Battle Ground Acad.-BICKLEY,Greer 1-1.

Drive Chart

Drive Chart (Final)
Briarcrest vs Battle Ground Acad. (Nov 17, 2001 at Nashville, TN)

	Drive Started				Drive Ended				Consumed	
Team	**Qtr**	**Spot**	**Time**	**Obtained**	**Spot**	**Time**	**How Lost**		**Pl-Yds**	**TOP**
BRC	1st	B20	08:49	Punt	B34	06:09	Punt		6-14	02:40
BRC	1st	H40	03:59	Punt	H00	01:20	*TOUCHDOWN		7-40	02:39#
BRC	2nd	B21	09:04	Fumble	H18	04:03	Interception		12-61	05:01#
BRC	2nd	B20	04:03	Kickoff	H00	03:48	*TOUCHDOWN		1-80	00:15
BRC	2nd	B10	02:51	Punt	B41	12:00	End of half		9-31	02:51
BRC	3rd	B20	12:00	Kickoff	B29	10:02	Punt		3-9	01:58
BRC	3rd	B20	08:16	Kickoff	B40	07:20	Interception		3-20	00:56
BRC	3rd	B20	04:26	Kickoff	B49	00:40	Punt		8-29	03:46
BRC	4th	B47	10:45	Punt	H46	09:27	Downs		4-7	01:18
BRC	4th	B20	04:21	Kickoff	H00	02:20	*TOUCHDOWN		8-80	02:01#
BGA	1st	H32	12:00	Kickoff	B45	08:49	Punt		6-23	03:11
BGA	1st	H12	06:09	Punt	H14	03:59	Punt		3-2	02:10
BGA	1st	H34	01:20	Kickoff	B21	09:04	Fumble		10-45	04:16#
BGA	2nd	B00	04:03	Interception	B00	04:03	*TOUCHDOWN		0-0	00:00
BGA	2nd	H26	03:48	Kickoff	H26	02:51	Punt		3-0	00:57
BGA	3rd	B20	10:02	Punt	B00	08:16	*TOUCHDOWN		5-20	01:46#
BGA	3rd	B43	07:20	Interception	B16	04:26	*FIELD GOAL		8-27	02:54#
BGA	3rd	H14	00:40	Punt	H17	10:45	Punt		3-3	01:55
BGA	4th	H46	09:27	Downs	B00	04:21	*TOUCHDOWN		10-54	05:06#
BGA	4th	H49	02:20	Kickoff	B36	00:00	End of half		4-15	02:20

BRC	**1st Qtr**	**2nd Qtr**	**3rd Qtr**	**4th Qtr**	**1st Half**	**2nd Half**	**Total**
Time of possession	05:19	08:07	06:40	03:19	13:26	09:59	23:25
3rd Down Conversions	2/3	1/3	0/2	0/1	3/6	0/3	3/9
Avg Field Position	B40	B17	B20	B33	B26	B25	B25
4th Down Conversions	0/0	1/1	0/0	0/1	1/1	0/1	1/2

BGA	**1st Qtr**	**2nd Qtr**	**3rd Qtr**	**4th Qtr**	**1st Half**	**2nd Half**	**Total**
Time of possession	06:41	03:53	05:20	08:41	10:34	14:01	24:35
3rd Down Conversions	1/3	1/3	1/2	2/5	2/6	3/7	5/13
Avg Field Position	H26	H26	H50	H47	H26	H49	H38
4th Down Conversions	0/0	1/1	0/0	1/1	1/1	1/1	2/2

Drive Chart (By Quarter)

		Drive Started			Drive Ended			Consumed	
Team	**Qtr**	**Spot**	**Time**	**Obtained**	**Spot**	**Time**	**How Lost**	**Pl-Yds**	**TOP**
BGA	1st	H32	12:00	Kickoff	B45	08:49	Punt	6-23	03:11
BRC	1st	B20	08:49	Punt	B34	06:09	Punt	6-14	02:40
BGA	1st	H12	06:09	Punt	H14	03:59	Punt	3-2	02:10
BRC	1st	H40	03:59	Punt	H00	01:20	*TOUCHDOWN	7-40	02:39#
BGA	1st	H34	01:20	Kickoff	B21	09:04	Fumble	10-45	04:16#
BRC	2nd	B21	09:04	Fumble	H18	04:03	Interception	12-61	05:01#
BGA	2nd	B00	04:03	Interception	B00	04:03	*TOUCHDOWN	0-0	00:00
BRC	2nd	B20	04:03	Kickoff	H00	03:48	*TOUCHDOWN	1-80	00:15
BGA	2nd	H26	03:48	Kickoff	H26	02:51	Punt	3-0	00:57
BRC	2nd	B10	02:51	Punt	B41	12:00	End of half	9-31	02:51
BRC	3rd	B20	12:00	Kickoff	B29	10:02	Punt	3-9	01:58
BGA	3rd	B20	10:02	Punt	B00	08:16	*TOUCHDOWN	5-20	01:46#
BRC	3rd	B20	08:16	Kickoff	B40	07:20	Interception	3-20	00:56
BGA	3rd	B43	07:20	Interception	B16	04:26	*FIELD GOAL	8-27	02:54#
BRC	3rd	B20	04:26	Kickoff	B49	00:40	Punt	8-29	03:46
BGA	3rd	H14	00:40	Punt	H17	10:45	Punt	3-3	01:55
BRC	4th	B47	10:45	Punt	H46	09:27	Downs	4-7	01:18
BGA	4th	H46	09:27	Downs	B00	04:21	*TOUCHDOWN	10-54	05:06#
BRC	4th	B20	04:21	Kickoff	H00	02:20	*TOUCHDOWN	8-80	02:01#
BGA	4th	H49	02:20	Kickoff	B36	00:00	End of half	4-15	02:20

Defensive Statistics

Defensive Statistics (Final)
Briarcrest vs Battle Ground Acad. (Nov 17, 2001 at Nashville, TN)

Briarcrest

##	Player	Solo	Ast	Tot	TFL/Yds	FF	FR-Yd	Intc	PD	Blkd	Sack/Yds	QH
6	STAUFFER,John	8	2	10	1/1	.	.	.	.	.	/	.
12	GREGORY,David	6	1	7	1/3	.	.	.	.	.	/	.
4	TOWNS,Robert	6	1	7	.	.	.	.	.	.	/	.
36	HURDLE,Joel	4	3	7	2/3	.	.	.	.	.	/	.
28	VELASCO,Christi	3	2	5	.	.	.	.	.	.	/	.
66	CURRIE,Justin	4	.	4	.	.	1-0	.	.	.	/	.
23	QUINN,Hunter	3	1	4	.	.	.	.	.	.	/	.
8	FLETCHER,Josh	.	4	4	.	.	.	.	.	.	/	.
70	VERHINE,David	1	1	2	.	.	.	.	.	.	/	.
2	McDONALD,Presto	1	.	1	.	.	.	.	.	.	/	.
80	REDMOND,P.J.	1	.	1	.	.	.	.	.	.	/	.
10	McKAY,Andrew	1	.	1	.	.	.	.	.	.	/	.
14	OLSEN,James	1	.	1	.	.	.	.	.	.	/	.
40	BLYTHE,Jeremy	1	.	1	.	.	.	.	.	.	/	.
21	COLE,Melvin	.	1	1	.	.	.	.	.	.	/	.

Battle Ground Acad.

##	Player	Solo	Ast	Tot	TFL/Yds	FF	FR-Yd	Intc	PD	Blkd	Sack/Yds	QH
88	JOHNSON,Josh	7	2	9	1/1	.	.	.	.	.	/	.
4	HOLCOMBE,Ben	5	1	6	.	.	.	.	.	.	/	.
60	MULLIN,Matt	4	1	5	1/1	.	.	.	.	.	/	.
27	HICKERSON,Harli	4	1	5	.	.	.	1-2	1	.	/	.
7	ROSS,Chris	4	1	5	.	.	.	.	.	.	/	.
2	KARL,Ryan	4	1	5	.	.	.	.	.	.	/	.
54	WALTON,Will	2	3	5	.	.	.	1-82	1	.	/	.
76	LEGG,Wolly	3	1	4	.	.	.	.	.	.	/	.
1	HOLLOWAY,Will	2	1	3	.	.	.	.	.	.	/	.
3	HARLIN,John	2	.	2	.	.	.	.	.	.	/	.
77	SPICER,Casey	1	.	1	.	.	.	.	.	.	/	.
14	DRURY,Kyle	1	.	1	.	.	.	.	.	.	/	.
72	ORR,Calder	1	.	1	1/4	.	.	.	2	.	/	.
64	MORAN,Luke	.	1	1	.	.	.	.	.	.	/	.
50	WILLIAMS,Matt	.	1	1	.	.	.	.	.	.	/	.

Quickie Statistics

Quickie Statistics (Final)
Briarcrest vs Battle Ground Acad. (Nov 17, 2001 at Nashville, TN)

	BRC	BGA
Score.....	20	24
FIRST DOWNS.....	**21**	**11**
RUSHES-YARDS (NET).....	**33-207**	**43-153**
PASSING YDS (NET).....	**206**	**37**
Passes Att-Comp-Int.....	26-18-2	8-3-0
TOTAL OFFENSE PLAYS-YARDS.....	**59-413**	**51-190**
Fumble Returns-Yards.....	0-0	0-0
Punt Returns-Yards.....	1-5	1-33
Kickoff Returns-Yards.....	0-0	3-54
Interception Returns-Yards....	0-0	2-84
Punts (Number-Avg).....	3-38.3	4-44.0
Fumbles-Lost.....	1-0	1-1
Penalties-Yards.....	6-47	4-44
Possession Time.....	23:25	24:35

Briarcrest

Rushing	No	Yds	TD	Lg	Avg
TOWNS,Robert	10	96	1	80	9.6
HURDLE,Joel	7	36	0	12	5.1
OLSEN,James	6	36	1	21	6.0
QUINN,Hunter	2	17	0	9	8.5

Passing	Att-Cmp-Int	Yds	TD	Lng
OLSEN,James	25-18-1	206	1	28
FLETCHER,Josh	1-0-1	0	0	0

Receiving	No.	Yds	TD	Long
FLETCHER,Josh	4	56	0	28
QUINN,Hunter	4	34	0	14
TOWNS,Robert	3	46	0	20
HURDLE,Joel	3	21	0	10

Punting	No.	Avg	Long	I20
QUINN,Hunter	3	38.3	54	2

Punt returns	No.	Yds	TD	Long
BENEDICT,Cade	1	5	0	5

Kick returns	No.	Yds	TD	Long

Battle Ground Acad.

Rushing	No	Yds	TD	Lg	Avg
KARL,Ryan	25	97	1	18	3.9
BICKLEY,Greer	12	42	0	10	3.5
HICKERSON,Harli	5	11	0	4	2.2
HARLIN,John	1	3	0	3	3.0

Passing	Att-Cmp-Int	Yds	TD	Lng
BICKLEY,Greer	6-3-0	37	1	18
DRURY,Kyle	2-0-0	0	0	0

Receiving	No.	Yds	TD	Long
HICKERSON,Harli	1	18	0	18
JOHNSON,Josh	1	14	0	14
KARL,Ryan	1	5	1	5

Punting	No.	Avg	Long	I20
MULLIN,Brian	4	44.0	64	1

Punt returns	No.	Yds	TD	Long
SODERQUIST,Todd	1	33	0	33

Kick returns	No.	Yds	TD	Long
HARLIN,John	1	13	0	13
TOWNER,Andy	1	28	0	28

Team	Qtr	Time	Scoring play	Conversion	Plays-Yards	TOP	BRC - BGA
BRC	1st	01:20	GREGORY,David 20 yd pass from OLSEN,James	COWAN,Drew kick	7-40	2:39	7 - 0
BGA	2nd	04:03	WALTON,Will 82 yd interception return	MULLIN,Brian kick			7 - 7
BRC	2nd	03:48	TOWNS,Robert 80 yd run	COWAN,Drew kick	1-80	0:15	14 - 7
BGA	3rd	08:16	KARL,Ryan 5 yd pass from BICKLEY,Greer	SODERQUIST,Todd kick	5-20	1:46	14 - 14
BGA	3rd	04:26	SODERQUIST,Todd 30 yd field goal		8-27	2:54	14 - 17
BGA	4th	04:21	KARL,Ryan 18 yd run	MULLIN,Brian kick	10-54	5:06	14 - 24
BRC	4th	02:20	OLSEN,James 3 yd run	COWAN,Drew kick failed	8-80	2:01	20 - 24

Participation Report

Participation Report (Final)
2001 Clinic Bowl-TSSAA DII Football Cham
Briarcrest vs Battle Ground Acad. (Nov 17, 2001 at Nashville, TN)

Briarcrest

POS	##	OFFENSE
QB	14	OLSEN,James
FB	36	HURDLE,Joel
TB	4	TOWNS,Robert
WR	23	QUINN,Hunter
SE	8	FLETCHER,Josh
TE	12	GREGORY,David
LT	68	WILKERSON,Jamie
LG	59	SAVAGE,Jeff
C	63	VAUGHAN,Garrett
RG	55	BOLTON,Brian
RT	50	TOMS,Brandon

POS	##	DEFENSE
DE	36	HURDLE,Joel
DT	66	CURRIE,Justin
DT	70	VERHINE,David
DE	73	WEINTRAUB,Joe
LB	57	MOORE,Alex
LB	6	STAUFFER,John
LB	12	GREGORY,David
CB	4	TOWNS,Robert
S	23	QUINN,Hunter
FS	28	VELASCO,Christi
CB	8	FLETCHER,Josh

Battle Ground Acad.

POS	##	OFFENSE
QB	15	BICKLEY,Greer
RB	27	HICKERSON,Harli
WR	20	SODERQUIST,Todd
WR	2	KARL,Ryan
WR	3	HARLIN,John
TE	88	JOHNSON,Josh
T	77	SPICER,Casey
G	68	BUBIS,Brandon
C	50	WILLIAMS,Matt
G	60	MULLIN,Matt
T	72	ORR,Calder

POS	##	DEFENSE
DE	60	MULLIN,Matt
DT	68	BUBIS,Brandon
DT	50	WILLIAMS,Matt
DE	64	MORAN,Luke
OLB	27	HICKERSON,Harli
OLB	54	WALTON,Will
ILB	88	JOHNSON,Josh
ILB	1	HOLLOWAY,Will
CB	3	HARLIN,John
FS	7	ROSS,Chris
CB	4	HOLCOMBE,Ben

Briarcrest: 2-McDONALD,Presto, 3-COWAN,Drew, 7-MAYHEW,Ryan, 10-McKAY,Andrew, 21-COLE,Melvin, 26-THORNTON,Chris, 27-BENEDICT,Cade, 40-BLYTHE,Jeremy, 80-REDMOND,P.J..

Battle Ground Acad.: 14-DRURY,Kyle, 18-MULLIN,Brian, 76-LEGG,Wolly, 84-TOWNER,Andy.

Play-by-Play Summary (1st Quarter)

```
  B 1-10 B40   BRC ball on BRC40.

               COWAN,Drew kickoff 56 yards to the BGA4, TOWNER,Andy return 28 yards to the
               BGA32 (McDONALD,Presto).
      H 1-10 H32   KARL,Ryan rush for 3 yards to the BGA35 (STAUFFER,John).
      H 2-7  H35   BICKLEY,Greer rush for 6 yards to the BGA41 (HURDLE,Joel).
      H 3-1  H41   BICKLEY,Greer rush for 6 yards to the BGA47, 1ST DOWN BGA (VELASCO,Christi).
      H 1-10 H47   KARL,Ryan rush for 3 yards to the 50 yardline (HURDLE,Joel).
      H 2-7  H50   KARL,Ryan rush for 5 yards to the BRC45 (VELASCO,Christi;QUINN,Hunter).
      H 3-2  B45   HICKERSON,Harli rush for no gain to the BRC45 (REDMOND,P.J.).
      H 4-2  B45   MULLIN,Brian punt 45 yards to the BRC0, touchback.
--------------- 6 plays, 23 yards, TOP 03:11 ---------------

  B 1-10 B20   BRIARCREST drive start at 08:49 (1st).
  B 1-10 B20   TOWNS,Robert rush for 7 yards to the BRC27 (HARLIN,John).
  B 2-3  B27   HURDLE,Joel rush for 1 yard to the BRC28 (MULLIN,Matt).
  B 3-2  B28   HURDLE,Joel rush for 11 yards to the BRC39, 1ST DOWN BRC (WALTON,Will;ROSS,Chris).
  B 1-10 B39   PENALTY BRC illegal shift 5 yards to the BRC34.
  B 1-15 B34   OLSEN,James pass incomplete to FLETCHER,Josh.
  B 2-15 B34   TOWNS,Robert rush for no gain to the BRC34 (MULLIN,Matt;MORAN,Luke).
  B 3-15 B34   OLSEN,James pass incomplete to MAYHEW,Ryan.
  B 4-15 B34   QUINN,Hunter punt 54 yards to the BGA12, downed.
--------------- 6 plays, 14 yards, TOP 02:40 ---------------

      H 1-10 H12   BATTLE GROUND ACAD. drive start at 06:09 (1st).
      H 1-10 H12   HICKERSON,Harli rush for 3 yards to the BGA15 (VERHINE,David).
      H 2-7  H15   KARL,Ryan rush for 3 yards to the BGA18 (VELASCO,Christi).
      H 3-4  H18   PENALTY BGA false start 5 yards to the BGA13.
      H 3-9  H13   HICKERSON,Harli rush for 1 yard to the BGA14 (CURRIE,Justin).
      H 4-8  H14   MULLIN,Brian punt 31 yards to the BGA45, BENEDICT,Cade return 5 yards to
                   the BGA40 (DRURY,Kyle).
--------------- 3 plays, 2 yards, TOP 02:10 ---------------

  B 1-10 H40   BRIARCREST drive start at 03:59 (1st).
  B 1-10 H40   QUINN,Hunter rush for 9 yards to the BGA31 (ROSS,Chris).
  B 2-1  H31   THORNTON,Chris rush for 3 yards to the BGA28, 1ST DOWN BRC (JOHNSON,Josh).
  B 1-10 H28   TOWNS,Robert rush for 1 yard to the BGA27 (WALTON,Will;HOLLOWAY,Will).
  B 2-9  H27   OLSEN,James pass complete to FLETCHER,Josh for 8 yards to the BGA19
               (HOLCOMBE,Ben).
  B 3-1  H19   COLE,Melvin rush for 3 yards to the BGA16, 1ST DOWN BRC (ROSS,Chris).
  B 1-10 H16   Timeout Briarcrest, clock 01:52.
  B 1-10 H16   TOWNS,Robert rush for loss of 4 yards to the BGA20 (ORR,Calder).
  B 2-14 H20   OLSEN,James pass complete to GREGORY,David for 20 yards to the BGA0, 1ST
               DOWN BRC, TOUCHDOWN, clock 01:20.
               COWAN,Drew kick attempt good.
                              ===================================
                              BRIARCREST 7, BATTLE GROUND ACAD. 0
                              ===================================
--------------- 7 plays, 40 yards, TOP 02:39 ---------------

               COWAN,Drew kickoff 39 yards to the BGA21, HARLIN,John return 13 yards to the
               BGA34 (BLYTHE,Jeremy).
      H 1-10 H34   BATTLE GROUND ACAD. drive start at 01:14 (1st).
      H 1-10 H34   BICKLEY,Greer rush for 6 yards to the BGA40 (STAUFFER,John).
      H 2-4  H40   BICKLEY,Greer rush for 6 yards to the BGA46, 1ST DOWN BGA (TOWNS,Robert).
      H 1-10 H46   PENALTY BGA false start 5 yards to the BGA41.
      H 1-15 H41   KARL,Ryan rush for loss of 3 yards to the BGA38 (GREGORY,David).

                              ========END OF 1st QUARTER=========
                              BRIARCREST 7, BATTLE GROUND ACAD. 0
                              ===================================
```

Play-by-Play Summary (2nd quarter)

```
      H 2-18 H38   Start of 2nd quarter, clock 12:00.
      H 2-18 H38   BICKLEY,Greer pass complete to JOHNSON,Josh for 14 yards to the BRC48
                   (TOWNS,Robert;FLETCHER,Josh).
      H 3-4  B48   BICKLEY,Greer pass complete to HICKERSON,Harli for 18 yards to the
                   BRC30, 1ST DOWN BGA (VELASCO,Christi).
      H 1-10 B30   KARL,Ryan rush for 8 yards to the BRC22 (QUINN,Hunter).
      H 2-2  B22   BICKLEY,Greer pass incomplete to SODERQUIST,Todd.
      H 3-2  B22   BICKLEY,Greer rush for 1 yard to the BRC21
                   (FLETCHER,Josh;STAUFFER,John).
      H 4-1  B21   BICKLEY,Greer rush for 2 yards to the BRC19, 1ST DOWN BGA
                   (TOWNS,Robert).
      H 1-10 B19   BICKLEY,Greer rush to the BRC21, fumble by BICKLEY,Greer recovered by
                   BRC CURRIE,Justin at BRC21.
--------------- 10 plays, 45 yards, TOP 04:10 ---------------

  B 1-10 B21   BRIARCREST drive start at 09:04 (2nd).
  B 1-10 B21   TOWNS,Robert rush for 2 yards to the BRC23 (HOLLOWAY,Will).
  B 2-8  B23   OLSEN,James pass complete to QUINN,Hunter for 14 yards to the BRC37, 1ST
               DOWN BRC (KARL,Ryan).
  B 1-10 B37   FLETCHER,Josh rush for 3 yards to the BRC40 (JOHNSON,Josh).
  B 2-7  B40   HURDLE,Joel rush for 6 yards to the BRC46 (LEGG,Wolly).
  B 3-1  B46   COLE,Melvin rush for no gain to the BRC46 (LEGG,Wolly).
  B 4-1  B46   Timeout Briarcrest, clock 06:39.
  B 4-1  B46   HURDLE,Joel rush for 1 yard to the BRC47, 1ST DOWN BRC (MULLIN,Matt).
  B 1-10 B47   OLSEN,James pass complete to TOWNS,Robert for 20 yards to the BGA33, 1ST
               DOWN BRC (JOHNSON,Josh;HOLCOMBE,Ben).
  B 1-10 H33   McKAY,Andrew rush for 4 yards to the BGA29 (HICKERSON,Harli).
  B 2-6  H29   OLSEN,James pass complete to QUINN,Hunter for 7 yards to the BGA22, 1ST
               DOWN BRC (HICKERSON,Harli).
  B 1-10 H22   OLSEN,James pass complete to QUINN,Hunter for no gain to the BGA22
               (LEGG,Wolly).
  B 2-10 H22   FLETCHER,Josh rush for 4 yards to the BGA18 (HOLLOWAY,Will).
  B 3-6  H18   FLETCHER,Josh pass intercepted by WALTON,Will at the BGA18, WALTON,Will
               return 82 yards to the BRC0, TOUCHDOWN, clock 04:03.
--------------- 12 plays, 61 yards, TOP 05:01 ---------------

                   MULLIN,Brian kick attempt good.

                              ====================================
                              BRIARCREST 7, BATTLE GROUND ACAD. 7
                              ====================================


                   SODERQUIST,Todd kickoff 60 yards to the BRC0, touchback.
  B 1-10 B20   BRIARCREST drive start at 04:03 (2nd).
  B 1-10 B20   TOWNS,Robert rush for 80 yards to the BGA0, 1ST DOWN BRC, TOUCHDOWN,
               clock 03:48.
               COWAN,Drew kick attempt good.

                              =====================================
                              BRIARCREST 14, BATTLE GROUND ACAD. 7
                              =====================================

--------------- 1 plays, 80 yards, TOP 00:15 ---------------

               COWAN,Drew kickoff 47 yards to the BGA13, SODERQUIST,Todd return 13 yards to
               the BGA26 (CURRIE,Justin).
      H 1-10 H26   BATTLE GROUND ACAD. drive start at 03:42 (2nd).
      H 1-10 H26   KARL,Ryan rush for no gain to the BGA26 (STAUFFER,John).
      H 2-10 H26   BICKLEY,Greer pass incomplete.
      H 3-10 H26   BICKLEY,Greer pass incomplete to SODERQUIST,Todd.
```

H 4-10 H26 Timeout Battle Ground Acad., clock 03:03.
H 4-10 H26 MULLIN,Brian punt 64 yards to the BRC10, downed.

---------- 3 plays, 0 yards, TOP 00:51 ----------

B 1-10 B10 BRIARCREST drive start at 02:51 (2nd).
B 1-10 B10 THORNTON,Chris rush for 3 yards to the BRC13 (JOHNSON,Josh).
B 2-7 B13 OLSEN,James pass incomplete to GREGORY,David.
B 3-7 B13 OLSEN,James pass complete to HURDLE,Joel for 10 yards to the BRC23, **1ST DOWN BRC** (KARL,Ryan).
B 1-10 B23 OLSEN,James pass complete to HURDLE,Joel for 2 yards to the BRC25 (HOLCOMBE,Ben).
B 2-8 B25 OLSEN,James pass complete to QUINN,Hunter for 13 yards to the BRC38, **1ST DOWN BRC** (HARLIN,John).
B 1-10 B38 OLSEN,James pass complete to FLETCHER,Josh for 28 yards to the BGA34, **1ST DOWN BRC** (HOLCOMBE,Ben).
B 1-10 H34 OLSEN,James pass incomplete to QUINN,Hunter.
B 2-10 H34 *PENALTY BGA illegal block 19 yards to the BRC47, **1ST DOWN BRC**.*
B 1-10 B47 OLSEN,James rush to the BRC41, fumble by OLSEN,James recovered by BRC TM at BRC41.
B 2-16 B41 End of 1st half, clock 00:00.

=========END OF 2nd QUARTER=========
BRIARCREST 14, BATTLE GROUND ACAD. 7
==========

Play-by-Play Summary (3rd quarter)

```
                    Briarcrest will receive to start second half
  B 2-16 B41   Start of 3rd quarter, clock 12:00, BGA ball on BGA40.
--------------- 9 plays, 69 yards, TOP 02:51 ---------------

                    SODERQUIST,Todd kickoff 60 yards to the BRC0, touchback.
  B 1-10 B20   BRIARCREST drive start at 12:00 (3rd).
  B 1-10 B20   TOWNS,Robert rush for loss of 1 yard to the BRC19 (MULLIN,Matt).
  B 2-11 B19   QUINN,Hunter rush for 8 yards to the BRC27 (JOHNSON,Josh).
  B 3-3  B27   FLETCHER,Josh rush for 2 yards to the BRC29 (WILLIAMS,Matt;WALTON,Will).
  B 4-1  B29   QUINN,Hunter punt 24 yards to the BGA47, SODERQUIST,Todd return 33 yards to
               the BRC20 (GREGORY,David).
--------------- 3 plays, 9 yards, TOP 01:58 ---------------

      H 1-10 B20   BATTLE GROUND ACAD. drive start at 10:02 (3rd).
      H 1-10 B20   KARL,Ryan rush for 7 yards to the BRC13 (VELASCO,Christi;FLETCHER,Josh).
      H 2-3  B13   KARL,Ryan rush for 3 yards to the BRC10, 1ST DOWN BGA
                   (GREGORY,David;FLETCHER,Josh).
      H 1-G  B10   KARL,Ryan rush for 3 yards to the BRC7 (TOWNS,Robert).
      H 2-G  B07   KARL,Ryan rush for 2 yards to the BRC5 (STAUFFER,John).
      H 3-G  B05   BICKLEY,Greer pass complete to KARL,Ryan for 5 yards to the BRC0,
                   TOUCHDOWN, clock 08:16.
                   SODERQUIST,Todd kick attempt good.

                              ====================================
                              BRIARCREST 14, BATTLE GROUND ACAD. 14
                              ====================================

--------------- 5 plays, 20 yards, TOP 01:46 ---------------

                    SODERQUIST,Todd kickoff 60 yards to the BRC0, touchback.
  B 1-10 B20   BRIARCREST drive start at 08:16 (3rd).
  B 1-10 B20   OLSEN,James rush for 21 yards to the BRC41, 1ST DOWN BRC,
               out-of-bounds.
  B 1-10 B41   OLSEN,James pass complete to MAYHEW,Ryan for loss of 1 yard to the BRC40
               (JOHNSON,Josh).
  B 2-11 B40   OLSEN,James pass intercepted by HICKERSON,Harli at the BRC45,
               HICKERSON,Harli return 2 yards to the BRC43 (OLSEN,James).
--------------- 3 plays, 20 yards, TOP 00:56 ---------------

      H 1-10 B43   BATTLE GROUND ACAD. drive start at 07:20 (3rd).
      H 1-10 B43   KARL,Ryan rush for 8 yards to the BRC35 (HURDLE,Joel;COLE,Melvin),
                   PENALTY BRC face mask 0 yards to the BRC35.
      H 1-2  B35   1st and 2.
      H 1-2  B35   HICKERSON,Harli rush for 3 yards to the BRC32, 1ST DOWN BGA
                   (STAUFFER,John).
      H 1-10 B32   KARL,Ryan rush for 7 yards to the BRC25 (TOWNS,Robert).
      H 2-3  B25   KARL,Ryan rush for 6 yards to the BRC19, 1ST DOWN BGA
                   (GREGORY,David).
      H 1-10 B19   HARLIN,John rush for 3 yards to the BRC16 (HURDLE,Joel).
      H 2-7  B16   DRURY,Kyle pass incomplete to SODERQUIST,Todd.
      H 3-7  B16   DRURY,Kyle pass incomplete to KARL,Ryan.
      H 4-7  B16   SODERQUIST,Todd field goal attempt from 30 GOOD, clock 04:26.

                              ====================================
                              BRIARCREST 14, BATTLE GROUND ACAD. 17
                              ====================================

--------------- 8 plays, 27 yards, TOP 02:54 ---------------

                    SODERQUIST,Todd kickoff 60 yards to the BRC0, touchback.
  B 1-10 B20   BRIARCREST drive start at 04:26 (3rd).
```

B 1-10 B20 HURDLE,Joel rush for 3 yards to the BRC23 (MULLIN,Matt).
B 2-7 B23 OLSEN,James rush for 2 yards to the BRC25 (KARL,Ryan;JOHNSON,Josh).
B 3-5 B25 *PENALTY BRC holding 15 yards to the BRC10*.
B 3-20 B10 *PENALTY BGA pass interference 15 yards to the BRC25,* ***1ST DOWN BRC***.
B 1-10 B25 TOWNS,Robert rush for 8 yards to the BRC33 (ROSS,Chris).
B 2-2 B33 HURDLE,Joel rush for 12 yards to the BRC45, **1ST DOWN BRC** (HICKERSON,Harli;LEGG,Wolly).
B 1-10 B45 TOWNS,Robert rush for 3 yards to the BRC48 (WALTON,Will).
B 2-7 B48 OLSEN,James rush for 4 yards to the BGA48 (JOHNSON,Josh).
B 3-3 H48 HURDLE,Joel rush for 2 yards to the BGA46 (SPICER,Casey).
B 4-1 H46 Timeout Briarcrest, clock 00:48.
B 4-1 H46 *PENALTY BRC false start 5 yards to the BRC49*.
B 4-6 B49 QUINN,Hunter punt 37 yards to the BGA14, fair catch by SODERQUIST,Todd.
---------- 8 plays, 29 yards, TOP 03:46 ----------

H 1-10 H14 BATTLE GROUND ACAD. drive start at 00:40 (3rd).
H 1-10 H14 KARL,Ryan rush for no gain to the BGA14 (GREGORY,David).

=========END OF 3rd QUARTER==========
BRIARCREST 14, BATTLE GROUND ACAD. 17
==========

Play-by-Play Summary (4th quarter)

```
      H 2-10 H14   Start of 4th quarter, clock 12:00.
      H 2-10 H14   KARL,Ryan rush for 2 yards to the BGA16 (CURRIE,Justin).
      H 3-8  H16   KARL,Ryan rush for 1 yard to the BGA17 (CURRIE,Justin).
      H 4-7  H17   MULLIN,Brian punt 36 yards to the BRC47, fair catch by QUINN,Hunter.
--------------- 3 plays, 3 yards, TOP 01:55 ---------------

  B 1-10 B47   BRIARCREST drive start at 10:45 (4th).
  B 1-10 B47   TOWNS,Robert rush for no gain to the BRC47 (HICKERSON,Harli).
  B 2-10 B47   OLSEN,James pass complete to TOWNS,Robert for 7 yards to the BGA46
               (WALTON,Will).
  B 3-3  H46   OLSEN,James pass incomplete to HURDLE,Joel (ORR,Calder).
  B 4-3  H46   Timeout Briarcrest, clock 09:33.
  B 4-3  H46   OLSEN,James pass incomplete to HURDLE,Joel (ORR,Calder).
--------------- 4 plays, 7 yards, TOP 01:18 ---------------

      H 1-10 H46   BATTLE GROUND ACAD. drive start at 09:27 (4th).
      H 1-10 H46   BICKLEY,Greer rush for no gain to the BGA46 (McKAY,Andrew).
      H 2-10 H46   KARL,Ryan rush for 4 yards to the 50 yardline (TOWNS,Robert).
      H 3-6  H50   BICKLEY,Greer rush for 9 yards to the BRC41, 1ST DOWN BGA (GREGORY,David).
      H 1-10 B41   HICKERSON,Harli rush for 4 yards to the BRC37 (QUINN,Hunter).
      H 2-6  B37   KARL,Ryan rush for 2 yards to the BRC35 (TOWNS,Robert).
      H 3-4  B35   BICKLEY,Greer rush for 10 yards to the BRC25, 1ST DOWN BGA (STAUFFER,John).
      H 1-10 B25   BICKLEY,Greer rush for 1 yard to the BRC24 (GREGORY,David).
      H 2-9  B24   KARL,Ryan rush for 5 yards to the BRC19 (STAUFFER,John).
      H 3-4  B19   KARL,Ryan rush for 1 yard to the BRC18 (HURDLE,Joel;VERHINE,David).
      H 4-3  B18   Timeout Battle Ground Acad., clock 04:28.
      H 4-3  B18   Timeout Briarcrest, clock 04:28.
      H 4-3  B18   KARL,Ryan rush for 18 yards to the BRC0, 1ST DOWN BGA, TOUCHDOWN,
                   clock 04:21.
                   MULLIN,Brian kick attempt good.
                             ====================================
                             BRIARCREST 14, BATTLE GROUND ACAD. 24
                             ====================================

--------------- 10 plays, 54 yards, TOP 05:06 ---------------

                   SODERQUIST,Todd kickoff 60 yards to the BRC0, touchback.
  B 1-10 B20   BRIARCREST drive start at 04:21 (4th).
  B 1-10 B20   OLSEN,James rush for 12 yards to the BRC32, 1ST DOWN BRC (HICKERSON,Harli).
  B 1-10 B32   OLSEN,James pass complete to FLETCHER,Josh for 9 yards to the BRC41
               (ROSS,Chris).
  B 2-1  B41   OLSEN,James pass complete to MAYHEW,Ryan for 13 yards to the BGA46, 1ST
               DOWN BRC (KARL,Ryan).
  B 1-10 H46   OLSEN,James pass complete to HURDLE,Joel for 9 yards to the BGA37
               (HOLCOMBE,Ben).
  B 2-1  H37   PENALTY BRC holding 13 yards to the 50 yardline.
  B 2-14 B50   OLSEN,James pass complete to TOWNS,Robert for 19 yards to the BGA31, 1ST
               DOWN BRC (KARL,Ryan).
  B 1-10 H31   OLSEN,James pass complete to FLETCHER,Josh for 11 yards to the BGA20, 1ST
               DOWN BRC (HOLCOMBE,Ben).
  B 1-10 H20   Timeout Battle Ground Acad., clock 02:41.
  B 1-10 H20   OLSEN,James pass complete to VELASCO,Christi for 17 yards to the BGA3,
               1ST DOWN BRC (JOHNSON,Josh).
  B 1-G  H03   OLSEN,James rush for 3 yards to the BGA0, TOUCHDOWN, clock 02:20.
               COWAN,Drew kick attempt failed.
                             ====================================
                             BRIARCREST 20, BATTLE GROUND ACAD. 24
                             ====================================

--------------- 8 plays, 80 yards, TOP 02:01 ---------------
```

COWAN,Drew kickoff 11 yards to the BGA49, downed.

H 1-10	H49	BATTLE GROUND ACAD. drive start at 02:20 (4th).
H 1-10	H49	KARL,Ryan rush for 6 yards to the BRC45 (STAUFFER,John), *PENALTY BRC illegal participation 9 yards to the BRC36,* ***1ST DOWN BGA***.
H 1-10	B36	1st and 10.
H 1-10	B36	KARL,Ryan rush for loss of 1 yard to the BRC37 (STAUFFER,John;HURDLE,Joel).
H 2-11	B37	KARL,Ryan rush for 4 yards to the BRC33 (QUINN,Hunter).
H 3-7	B33	BICKLEY,Greer rush for loss of 3 yards to the BRC36 (HURDLE,Joel).
H 4-10	B36	End of 2nd half, clock 00:00.

---------- 4 plays, 15 yards, TOP 02:20 ----------

==========FINAL SCORE==========
BRIARCREST 20, BATTLE GROUND ACAD. 24
==========

Play Breakdown Summary

Play Breakdown Summary (Final)
Briarcrest vs Battle Ground Acad. (Nov 17, 2001 at Nashville, TN)

Briarcrest

Down	RUN	PASS	Total
OVERALL.....	33	26	59
1ST DOWN.....	18	11	29
2ND DOWN-SHORT...	3	1	4
2ND DOWN-MIDDLE..	0	1	1
2ND DOWN-LONG....	6	8	14
3RD DOWN-SHORT...	3	0	3
3RD DOWN-MIDDLE..	2	1	3
3RD DOWN-LONG....	0	3	3
4TH DOWN.....	1	1	2

Battle Ground Acad.

Down	RUN	PASS	Total
OVERALL.....	43	8	51
1ST DOWN.....	20	0	20
2ND DOWN-SHORT...	2	1	3
2ND DOWN-MIDDLE..	2	0	2
2ND DOWN-LONG....	8	3	11
3RD DOWN-SHORT...	3	0	3
3RD DOWN-MIDDLE..	2	1	3
3RD DOWN-LONG....	4	3	7
4TH DOWN.....	2	0	2

Briarcrest

Formation	RUN	PASS	Total
.....	33	26	59

Battle Ground Acad.

Formation	RUN	PASS	Total
.....	43	8	51

Play Breakdown

Play Breakdown (Final)
Briarcrest vs Battle Ground Acad. (Nov 17, 2001 at Nashville, TN)

Briarcrest (Sorted by Play type)

1ST DOWN RUN (18 RUN, 11 PASS)

1-10 H33 #10	4	[ ]
1-10 B20 #14	21	[ ]
1-10 B47 #14	-6	[ ]
1-3 H03 #14	3	[ ]
1-10 B20 #14	12	[ ]
1-10 H40 #23	9	[ ]
1-10 B10 #26	3	[ ]
1-10 B20 #36	3	[ ]
1-10 B20 #4	7	[ ]
1-10 B47 #4	0	[ ]
1-10 H28 #4	1	[ ]
1-10 H16 #4	-4	[ ]
1-10 B45 #4	3	[ ]
1-10 B21 #4	2	[ ]
1-10 B20 #4	-1	[ ]
1-10 B25 #4	8	[ ]
1-10 B20 #4	80	[ ]
1-10 B37 #8	3	[ ]

1ST DOWN PASS

1-10 H34 #23	-	[ ]
1-10 H22 #23	0	[ ]
1-10 H20 #28	17	[ ]
1-10 H46 #36	9	[ ]
1-10 B23 #36	2	[ ]
1-10 B47 #4	20	[ ]
1-10 B41 #7	-1	[ ]
1-15 B34 #8	-	[ ]
1-10 H31 #8	11	[ ]
1-10 B32 #8	9	[ ]
1-10 B38 #8	28	[ ]

2ND-SHORT RUN (3 RUN, 1 PASS)

2-1 H31 #26	3	[ ]
2-3 B27 #36	1	[ ]
2-2 B33 #36	12	[ ]

2ND-SHORT PASS

2-1 B41 #7	13	[ ]

2ND-MIDDLE RUN (0 RUN, 1 PASS)

2ND-MIDDLE PASS

2-6 H29 #23	7	[ ]

2ND-LONG RUN (6 RUN, 8 PASS)

2-7 B48 #14	4	[ ]
2-7 B23 #14	2	[ ]
2-11 B19 #23	8	[ ]
2-7 B40 #36	6	[ ]
2-15 B34 #4	0	[ ]

2ND-LONG PASS

2-7 B13 #12	-	[ ]
2-14 H20 #12	20	[ ]
2-8 B23 #23	14	[ ]
2-8 B25 #23	13	[ ]
2-11 B40 #	INT	[ ]

```
2-10 H22 #8    4 [    ]                                          2-14 B50 #4     19 [    ]
                                                                  2-10 B47 #4      7 [    ]
                                                                  2-9  H27 #8      8 [    ]

3RD-SHORT RUN  (3 RUN, 0 PASS)                                    3RD-SHORT PASS
3-1  B46 #21   0 [    ]
3-1  H19 #21   3 [    ]
3-2  B28 #36  11 [    ]

3RD-MIDDLE RUN  (2 RUN, 1 PASS)                                   3RD-MIDDLE PASS
3-3  H48 #36   2 [    ]                                          3-3  H46 #36     - [    ]
3-3  B27 #8    2 [    ]

3RD-LONG RUN  (0 RUN, 3 PASS)                                     3RD-LONG PASS
                                                                  3-7  B13 #36    10 [    ]
                                                                  3-6  H18 #     INT [    ]
                                                                  3-15 B34 #7      - [    ]

4TH DOWN RUN  (1 RUN, 1 PASS)                                     4TH DOWN PASS
4-1  B46 #36   1 [    ]                                          4-3  H46 #36     - [    ]
```

Play Breakdown

Play Breakdown (Final)
Briarcrest vs Battle Ground Acad. (Nov 17, 2001 at Nashville, TN)

Battle Ground Acad. (Sorted by Play type)

```
1ST DOWN RUN  (20 RUN, 0 PASS)                                    1ST DOWN PASS
1-10 H46 #15   0 [    ]
1-10 B19 #15  -2 [    ]
1-10 B25 #15   1 [    ]
1-10 H34 #15   6 [    ]
1-10 H32 #2    3 [    ]
1-10 H26 #2    0 [    ]
1-10 B36 #2   -1 [    ]
1-10 H49 #2    6 [    ]
1-10 B20 #2    7 [    ]
1-10 B10 #2    3 [    ]
1-15 H41 #2   -3 [    ]
1-10 H14 #2    0 [    ]
1-10 B30 #2    8 [    ]
1-10 B43 #2    8 [    ]
1-10 B32 #2    7 [    ]
1-10 H47 #2    3 [    ]
1-2  B35 #27   3 [    ]
1-10 H12 #27   3 [    ]
1-10 B41 #27   4 [    ]
1-10 B19 #3    3 [    ]

2ND-SHORT RUN  (2 RUN, 1 PASS)                                    2ND-SHORT PASS
2-3  B13 #2    3 [    ]                                          2-2  B22 #20     - [    ]
2-3  B25 #2    6 [    ]

2ND-MIDDLE RUN  (2 RUN, 0 PASS)                                   2ND-MIDDLE PASS
2-4  H40 #15   6 [    ]
2-6  B37 #2    2 [    ]

2ND-LONG RUN  (8 RUN, 3 PASS)                                     2ND-LONG PASS
2-7  H35 #15   6 [    ]                                          2-7  B16 #20     - [    ]
2-11 B37 #2    4 [    ]                                          2-18 H38 #88    14 [    ]
2-9  B24 #2    5 [    ]                                          2-10 H26 #       - [    ]
2-7  B07 #2    2 [    ]
2-10 H46 #2    4 [    ]
```

```
2-7  H50 #2    5 [    ]
2-10 H14 #2    2 [    ]
2-7  H15 #2    3 [    ]

3RD-SHORT RUN  (3 RUN, 0 PASS)                                  3RD-SHORT PASS
3-2  B22 #15   1 [    ]
3-1  H41 #15   6 [    ]
3-2  B45 #27   0 [    ]

3RD-MIDDLE RUN  (2 RUN, 1 PASS)                                 3RD-MIDDLE PASS
3-4  B35 #15  10 [    ]                                         3-4  B48 #27    18 [    ]
3-4  B19 #2    1 [    ]

3RD-LONG RUN  (4 RUN, 3 PASS)                                   3RD-LONG PASS
3-7  B33 #15  -3 [    ]                                         3-5  B05 #2      5 [    ]
3-6  H50 #15   9 [    ]                                         3-7  B16 #2      - [    ]
3-8  H16 #2    1 [    ]                                         3-10 H26 #20     - [    ]
3-9  H13 #27   1 [    ]

4TH DOWN RUN  (2 RUN, 0 PASS)                                   4TH DOWN PASS
4-1  B21 #15   2 [    ]
4-3  B18 #2   18 [    ]
```

2000 Division II Class A Football Playoffs

November 3 - November 18, 2000 ·

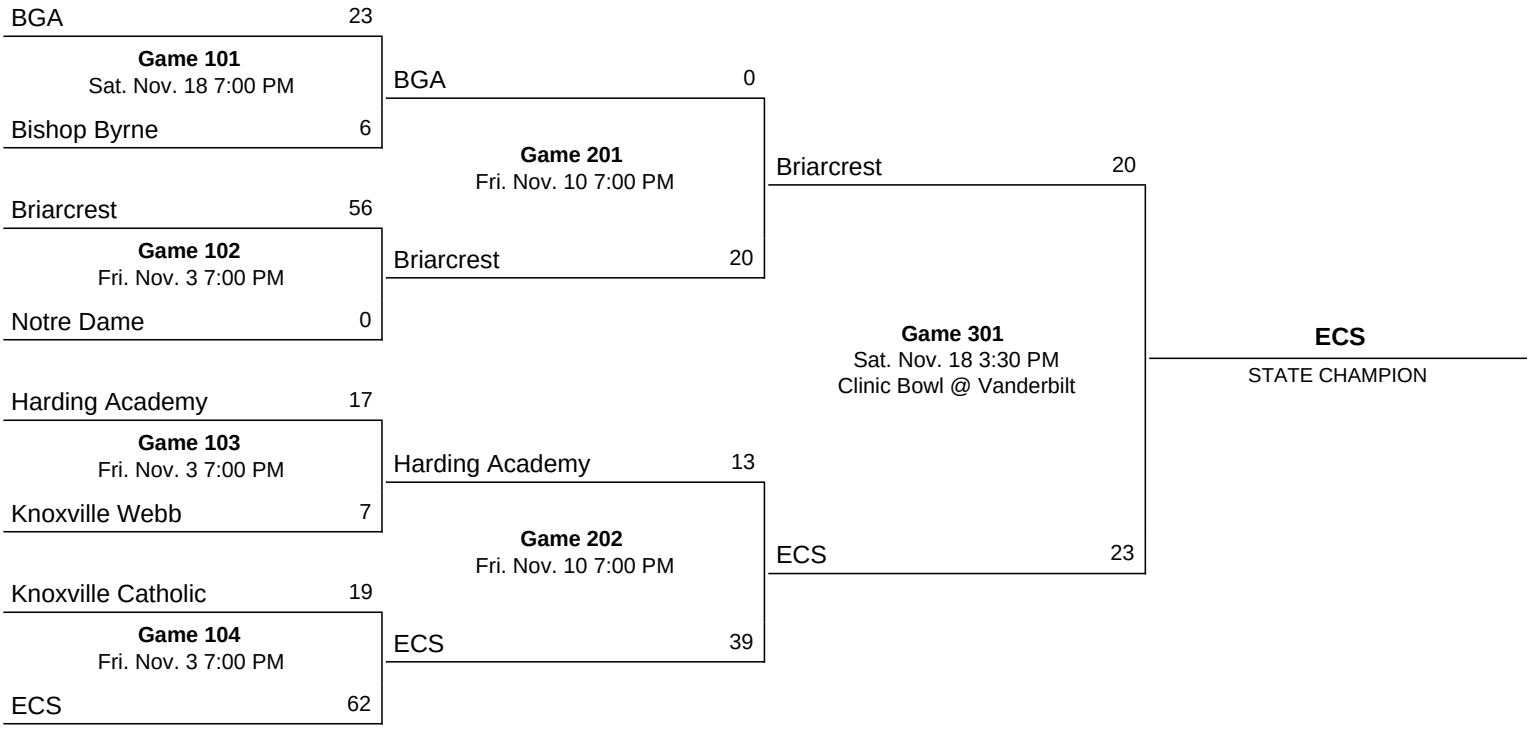

1999 Division II Class A Football Playoffs

November 5 - November 20, 1999 ·

Game 101
Fri. Nov. 5 7:00 PM

#1E/M	Knoxville Webb (7-3)	35
#4W	Fayette Academy (6-4)	15

Game 102
Fri. Nov. 5 7:00 PM

#2W	Briarcrest (9-1)	28
#3E/M	BGA (1-9)	10

Game 103
Fri. Nov. 5 7:00 PM

#2E/M	Knoxville Catholic (9-1)	7
#3W	SBEC (7-3)	28

Game 104
Fri. Nov. 5 7:00 PM

#4E/M	Notre Dame (3-7)	9
#1W	ECS (10-0)	42

Game 201
Fri. Nov. 12 7:00 PM

Knoxville Webb	13
Briarcrest	35

Game 202
Fri. Nov. 12 7:00 PM

SBEC	6
ECS	42

Game 301
Sat. Nov. 20 3:30 PM
Clinic Bowl @ Vanderbilt

Briarcrest	6
ECS	22

ECS
STATE CHAMPION

Notes:

1998 Division II Class A Football Playoffs

November 6 - November 22, 1998 ·

Box Score

Box Score (Final)
Battle Ground Academ vs Briarcrest (Nov 22, 1998 at Nashville, Tenn.)

Score by Quarters	**1**	**2**	**3**	**4**	**Score**	
Battle Ground Academ	0	10	7	7	- 24	Record: (11-1)
Briarcrest.....	14	0	0	0	- 14	Record: (10-2)

Scoring Summary:

1st 05:39 CREST - Cole Hoppe 75 yd punt return (John Henderson kick failed), , BGA 0 - CREST 6
00:56 CREST - Eric Taylor 16 yd pass from Frank Pace (Frank Pace rush), 6 plays, 62 yards, TOP 3:10, BGA 0 - CREST 14
2nd 05:01 BGA - Avery Fleming 13 yd pass from Jay Davis (A. Lauderbache kick), 6 plays, 63 yards, TOP 0:00, BGA 7 - CREST 14
00:00 BGA - A. Lauderbache 22 yd field goal, 11 plays, -1 yard, TOP 1:29, BGA 10 - CREST 14
3rd 04:39 BGA - Tate Hepper 9 yd pass from Jay Davis (A. Lauderbache kick), 12 plays, 64 yards, TOP 5:01, BGA 17 - CREST 14
4th 10:33 BGA - B. Schroeder 97 yd interception return (A. Lauderbache kick), , BGA 24 - CREST 14

	BGA	CREST
FIRST DOWNS.....	**16**	**13**
RUSHES-YARDS (NET).....	**44-164**	**34-176**
PASSING YDS (NET).....	**105**	**84**
Passes Att-Comp-Int.....	13-5-0	15-7-3
TOTAL OFFENSE PLAYS-YARDS.....	**57-269**	**49-260**
Fumble Returns-Yards.....	0-0	0-0
Punt Returns-Yards.....	0-0	4-96
Kickoff Returns-Yards.....	1--21	1-16
Interception Returns-Yards....	3-116	0-0
Punts (Number-Avg).....	5-31.6	3-44.7
Fumbles-Lost.....	0-0	1-1
Penalties-Yards.....	2-10	2-23
Possession Time.....	21:11	26:49
Sacks By: Number-Yards.....	2-17	1-9

RUSHING: Battle Ground Academ-Troy Fleming 30-83; Will Waldkirch 6-61; Jay Davis 7-18; Brad Davis 1-2. Briarcrest-Eric Taylor 10-93; Lawrence Flagg 2-61; Frank Pace 9-11; Brett Davenport 11-11; Cole Hoppe 1-0; Josh Schmidt 1-0.

PASSING: Battle Ground Academ-Jay Davis 5-13-0-105. Briarcrest-Frank Pace 7-12-2-84; Cole Hoppe 0-2-0-0; James Olson 0-1-1-0.

RECEIVING: Battle Ground Academ-Troy Fleming 2-69; Tate Hepper 2-23; Avery Fleming 1-13. Briarcrest-Cole Hoppe 3-24; R. Donaldson 2-36; Eric Taylor 1-21; Lee Smith 1-3.

INTERCEPTIONS: Battle Ground Academ-Will Waldkirch 1-19; Tate Hepper 1-0; B. Schroeder 1-97. Briarcrest-None.

Stadium: Vanderbilt Stadium Attendance: 0
Kickoff time: 3:30 pm End of Game: Total elapsed time:
Officials: Referee: Billy Lawrence; Umpire: A. Cunningham;
Linesman: Bart Fite; Line judge: William Wynn; Back judge: Ricky Woods;
Scorer: Brent Ross;
Temperature: 62 Wind: Calm Weather: Sunny

Battle Ground Academ vs Briarcrest (Nov 22, 1998 at Nashville, Tenn.)

SACKS (UA-A): Battle Ground Academ-Tyson Bickley 0-1; David Dawson 0-1; B. Schroeder 0-1; J. Minner 0-1. Briarcrest-R. Donaldson 1-0.

TACKLES (UA-A): Battle Ground Academ-Avery Fleming 2-9; Troy Fleming 5-3; Paul Hepper 5-1; J. Minner 1-4; Will Waldkirch 1-4; Brad Davis 2-2; David Dawson 2-2; B. Schroeder 1-3; Tyson Bickley 1-2; Tate Hepper 2-0; Brian Price 0-2; Bo Holloway 0-1; Cory Kroeger 0-1. Briarcrest-Josh Gibbs 3-6; Frank Pace 4-4; Eric Taylor 3-4; Brett Davenport 0-7; C. Pemberton 1-4; Davis Carpenter 0-5; R. Donaldson 3-1; D. Flansburg 2-2; Cotton O'Neal 0-3; Josh Schmidt 0-3; Bryan Harvey 0-3; Cole Hoppe 1-1; 26 0-1; David Verhine 0-1; Brian Bolton 0-1.

Player participation:

Battle Ground Academ: 1-Tate Hepper, 2-Troy Fleming, 4-A. Lauderbache, 7-Hunter Gilbert, 11-Cory Kroeger, 14-Jay Davis, 19-Talmage Woodall, 20-Ross Smith, 21-Brad Davis, 27-Paul Hepper, 32-Kendall White, 40-Will Waldkirch, 55-Craig Hayes, 56-Bo Holloway, 57-Brian Price, 58-Andrew Provost, 60-J. Seyfred, 63-Kyle Sonia, 66-Hank Nichols, 73-J. Minner, 76-David Dawson, 78-B. Schroeder, 86-Avery Fleming, 88-Tyson Bickley.

Briarcrest: 2-Eric Taylor, 7-Frank Pace, 8-Cole Hoppe, 14-James Olson, 15-Brett Davenport, 19-John Henderson, 20-Lawrence Flagg, 21-Josh Schmidt, 32-R. Donaldson, 40-Paul Chang, 44-Bryan Harvey, 48-D. Flansburg, 55-Davis Carpenter, 56-Josh Gibbs, 58-Brian Bolton, 60-Jeff Savage, 63-C. Pemberton, 66-Cotton O'Neal, 70-David Verhine, 73-Matt Hoffman, 76-Patrick Wiltse, 78-Brian Wagner, 86-Lee Smith, 88-Matt Schneider.

Play-by-Play Summary (1st Quarter)

```
                BGA wins toss and elects to receive. Briarcrest defends north goal.
  B 1-10 B40    CREST ball on CREST40.

                    John Henderson kickoff 0 yards to the CREST40, J. Seyfred return -21
                    yards to the BGA39.
  B 1-10 B39    Troy Fleming rush over left tackle for 8 yards to the BGA47 (Cole Hoppe).
  B 2-2  B47    Troy Fleming rush over right tackle for no gain to the BGA47 (C. Pemberton).
  B 3-2  B47    Troy Fleming rush right for 1 yard to the BGA48 (Brian Bolton;Frank Pace).
  B 4-1  B48    A. Lauderbache punt 46 yards to the CREST6, Frank Pace return 6 yards to the
                CREST12.
--------------- 3 plays, 9 yards, TOP 01:59 ---------------

      H 1-10 H12    BRIARCREST drive start at 10:01 (1st).
      H 1-10 H12    Lawrence Flagg rush for 5 yards to the CREST17 (Troy Fleming).
      H 2-5  H17    Brett Davenport rush for 2 yards to the CREST19 (Avery Fleming).
      H 3-3  H19    Eric Taylor rush for 3 yards to the CREST22, 1ST DOWN CREST (Paul
                    Hepper).
      H 1-10 H22    Eric Taylor rush for 3 yards to the CREST25 (Paul Hepper).
      H 2-7  H25    Cole Hoppe rush for no gain to the CREST25 (Will Waldkirch).
      H 3-7  H25    Frank Pace pass complete to Lee Smith for 3 yards to the CREST28 (David
                    Dawson).
      H 4-4  H28    John Henderson punt 46 yards to the BGA26, fair catch by Troy Fleming.
--------------- 6 plays, 16 yards, TOP 04:22 ---------------

  B 1-10 B26    BGA ball on BGA35.
  B 1-10 B35    BGA ball on BGA26.
  B 1-10 B26    Jay Davis rush for 2 yards to the BGA28.
  B 2-8  B28    Jay Davis pass complete to Troy Fleming for 3 yards to the BGA31.
  B 3-5  B31    Troy Fleming rush for 2 yards to the BGA33.
  B 4-3  B33    A. Lauderbache punt 42 yards to the CREST25, Cole Hoppe return 75 yards to
                the BGA0, TOUCHDOWN, clock 05:39.
--------------- 3 plays, 7 yards, TOP 00:00 ---------------

                    John Henderson kick attempt failed.

                              ====================================
                              BATTLE GROUND ACADEM 0, BRIARCREST 6
                              ====================================


                    John Henderson kickoff 30 yards to the BGA30, fair catch by Tate Hepper.
  B 1-10 B30    BATTLE GROUND ACADEM drive start at 05:39 (1st).
  B 1-10 B30    Will Waldkirch rush for 36 yards to the CREST34, 1ST DOWN BGA (Josh
                Schmidt;C. Pemberton).
  B 1-10 H34    BGA ball on CREST34.
  B 1-10 H34    Troy Fleming rush left for no gain to the CREST34 (R. Donaldson).
  B 2-10 H34    Jay Davis pass incomplete to Tyson Bickley.
  B 3-10 H34    A. Lauderbache punt 0 yards to the CREST34, Frank Pace return 4 yards to the
                CREST38.
--------------- 3 plays, 36 yards, TOP 01:33 ---------------

      H 1-10 H38    BRIARCREST drive start at 04:06 (1st).
      H 1-10 H38    Frank Pace pass complete to R. Donaldson for 11 yards to the CREST49,
                    1ST DOWN CREST (Avery Fleming;Will Waldkirch).
      H 1-10 H49    Brett Davenport rush up middle for 8 yards to the BGA43 (Troy Fleming).
      H 2-2  B43    Frank Pace pass complete to R. Donaldson for 25 yards to the BGA18,
                    1ST DOWN CREST (Tyson Bickley;Troy Fleming).
      H 1-10 B18    Brett Davenport rush up middle for 1 yard to the BGA17 (J. Minner;B.
                    Schroeder).
      H 2-9  B17    Brett Davenport rush over left tackle for 1 yard to the BGA16 (Avery
```

Fleming;Will Waldkirch).
H 3-8 B16 Frank Pace pass complete to Eric Taylor for 16 yards to the BGA0, **1ST DOWN CREST**, TOUCHDOWN, clock 00:56.
Frank Pace rush attempt good.

==========
BATTLE GROUND ACADEM 0, BRIARCREST 14
==========

---------- 6 plays, 62 yards, TOP 03:10 ----------

John Henderson kickoff 60 yards to the BGA0, touchback.
B 1-10 B20 BATTLE GROUND ACADEM drive start at 00:56 (1st).
B 1-10 B20 Jay Davis pass incomplete to Ryan Fesmire.
B 2-10 B20 Jay Davis pass incomplete to Avery Fleming.
B 3-10 B20 Troy Fleming rush right for 43 yards to the CREST37, **1ST DOWN BGA** (Cotton O'Neal;David Verhine).
B 1-10 H37 Jay Davis rush for loss of 2 yards to the CREST39 (Brett Davenport;Davis Carpenter).

=========END OF 1st QUARTER==========
BATTLE GROUND ACADEM 0, BRIARCREST 14
==========

Play-by-Play Summary (2nd quarter)

B 2-12 H39 Start of 2nd quarter, clock 12:00.
  B 2-12 H39 Jay Davis pass complete to Tate Hepper for 14 yards to the CREST25, **1ST DOWN BGA**.
  B 1-10 H25 Troy Fleming rush over left tackle for loss of 3 yards to the CREST28 (D. Flansburg;R. Donaldson).
  B 2-13 H28 Jay Davis pass incomplete (R. Donaldson).
  B 3-13 H28 Jay Davis sacked for loss of 9 yards to the CREST37 (R. Donaldson).
  B 4-22 H37 A. Lauderbache punt 37 yards to the CREST0, touchback.
---------- 8 plays, 43 yards, TOP 02:38 ----------

      H 1-10 H20 BRIARCREST drive start at 10:18 (2nd).
      H 1-10 H20 Lawrence Flagg rush left for 56 yards to the BGA24, **1ST DOWN CREST** (J. Minner).
      H 1-10 B24 Frank Pace rush left for loss of 4 yards to the BGA28 (Troy Fleming;Avery Fleming).
      H 2-14 B28 Brett Davenport rush up middle for loss of 7 yards to the BGA35 (Tate Hepper).
      H 3-21 B35 Brett Davenport rush up middle for loss of 1 yard to the BGA36 (Avery Fleming).
      H 4-22 B36 Brett Davenport rush to the BGA36, fumble by Brett Davenport recovered by BGA TM at BGA37.
---------- 5 plays, 43 yards, TOP 05:17 ----------

  B 1-10 B37 Troy Fleming rush up middle for 28 yards to the CREST35, **1ST DOWN BGA** (D. Flansburg).
  B 1-10 H35 Troy Fleming rush for 9 yards to the CREST26 (C. Pemberton;Cotton O'Neal).
  B 2-1 H26 Troy Fleming rush left for 8 yards to the CREST18, **1ST DOWN BGA** (Eric Taylor).
  B 1-10 H18 Troy Fleming rush for 1 yard to the CREST17 (Josh Gibbs).
  B 2-9 H17 Troy Fleming rush for 4 yards to the CREST13 (Josh Gibbs).
  B 3-5 H13 Jay Davis pass complete to Avery Fleming for 13 yards to the CREST0, **1ST DOWN BGA**, TOUCHDOWN, clock 05:01.
              A. Lauderbache kick attempt good.

==========
BATTLE GROUND ACADEM 7, BRIARCREST 14
==========

---------- 6 plays, 63 yards, TOP 00:00 ----------

              A. Lauderbache kickoff 60 yards to the CREST0, touchback.
      H 1-10 H20 BRIARCREST drive start at 05:01 (2nd).
      H 1-10 H20 Eric Taylor rush for 10 yards to the CREST30, **1ST DOWN CREST** (Paul Hepper).
      H 1-10 H30 Frank Pace rush for 7 yards to the CREST37, out-of-bounds (Tate Hepper).
      H 2-3 H37 Timeout Battle Ground Academ, clock 04:18.
      H 2-3 H37 Eric Taylor rush left for 4 yards to the CREST41, **1ST DOWN CREST** (Brad Davis).
      H 1-10 H41 Frank Pace pass complete to Cole Hoppe for 11 yards to the BGA48, **1ST DOWN CREST** (Paul Hepper;Avery Fleming).
      H 1-10 B48 Frank Pace pass intercepted by Will Waldkirch at BGA47, Will Waldkirch return 10 yards to the CREST43, Will Waldkirch for 9 yards to the CREST34.
---------- 5 plays, 32 yards, TOP 02:09 ----------

  B 1-10 H34 BATTLE GROUND ACADEM drive start at 02:52 (2nd), CREST ball on CREST45.
      H 1-10 H45 James Olson pass intercepted by Tate Hepper at BGA6, Tate Hepper return 0 yards to the BGA6.
---------- 1 plays, 0 yards, TOP 00:05 ----------

  B 1-10 B06 BGA ball on BGA6.
  B 1-10 B06 BATTLE GROUND ACADEM drive start at 02:47 (2nd).

B 1-10 B06 Change of possession, BGA ball on BGA6, 1st and 10.

B 1-10 B06 Troy Fleming rush up middle for 9 yards to the BGA15 (Josh Gibbs).
B 2-1 B15 Troy Fleming rush over left tackle for 3 yards to the BGA18, **1ST DOWN BGA** (D. Flansburg).
B 1-10 B18 Troy Fleming rush for 6 yards to the BGA24.
B 2-4 B24 Timeout Battle Ground Academ, clock 01:29.
B 2-4 B24 Troy Fleming rush for loss of 1 yard to the BGA23 (Bryan Harvey;Brett Davenport).
B 3-5 B23 Troy Fleming rush for 6 yards to the BGA29, **1ST DOWN BGA** (Josh Gibbs;Frank Pace).
B 1-10 B29 Timeout Battle Ground Academ, clock 00:47.
B 1-10 B29 Jay Davis pass incomplete to Troy Fleming.
B 2-10 B29 Jay Davis pass incomplete to Troy Fleming (Josh Schmidt).
B 3-10 B29 Jay Davis pass complete to Troy Fleming for 66 yards to the CREST5, **1ST DOWN BGA** (Eric Taylor;Cole Hoppe).
B 1-G H05 Troy Fleming rush left for loss of 90 yards to the BGA5.
B 2-G B05 Jay Davis pass incomplete.
B 3-G B05 A. Lauderbache field goal attempt from 22 GOOD, clock 00:00.

==========
BATTLE GROUND ACADEM 10, BRIARCREST 14
==========

B 1-G B40 End of 1st half, clock 00:00.

==========END OF 2nd QUARTER==========
BATTLE GROUND ACADEM 10, BRIARCREST 14
==========

Play-by-Play Summary (3rd quarter)

B 1-G B40 Start of 3rd quarter, clock 12:00, BGA ball on BGA40.

---------- 11 plays, minus 1 yards, TOP 01:29 ----------

A. Lauderbache kickoff 60 yards to the CREST0, touchback.

H 1-10 H20 BRIARCREST drive start at 12:00 (3rd).

H 1-10 H20 Eric Taylor rush left for 12 yards to the CREST32, **1ST DOWN CREST** (Troy Fleming).

H 1-10 H32 Eric Taylor rush right for 7 yards to the CREST39 (Tyson Bickley;Avery Fleming), *PENALTY CREST holding 8 yards to the CREST24*, NO PLAY.

H 1-18 H24 Frank Pace rush for 4 yards to the CREST28 (J. Minner;Brad Davis).

H 2-14 H28 Frank Pace sacked for loss of 8 yards to the CREST20 (Tyson Bickley;J. Minner).

H 3-22 H20 Frank Pace pass incomplete to Lawrence Flagg.

H 4-22 H20 John Henderson punt 45 yards to the BGA35, downed.

---------- 4 plays, 0 yards, TOP 02:20 ----------

B 1-10 B35 BATTLE GROUND ACADEM drive start at 09:40 (3rd).

B 1-10 B35 BGA ball on BGA36.

B 1-10 B36 Will Waldkirch rush up middle for loss of 1 yard to the BGA35 (Josh Gibbs;Cotton O'Neal).

B 2-11 B35 Troy Fleming rush up middle for 6 yards to the BGA41 (Frank Pace).

B 3-5 B41 Troy Fleming rush left for 5 yards to the BGA46, **1ST DOWN BGA** (Josh Gibbs;Brett Davenport).

B 1-10 B46 Will Waldkirch rush up middle for 9 yards to the CREST45 (Frank Pace).

B 2-1 H45 Troy Fleming rush up middle for 3 yards to the CREST42, **1ST DOWN BGA** (Brett Davenport;Davis Carpenter).

B 1-10 H42 Jay Davis pass incomplete to Avery Fleming.

B 2-10 H42 Will Waldkirch rush up middle for 9 yards to the CREST33 (Frank Pace).

B 3-1 H33 Jay Davis rush quarterback sneek for 6 yards to the CREST27, **1ST DOWN BGA**.

B 1-10 H27 Jay Davis rush left for 16 yards to the CREST11, **1ST DOWN BGA** (Eric Taylor).

B 1-10 H11 Will Waldkirch rush up middle for 4 yards to the CREST7 (C. Pemberton;Josh Gibbs).

B 2-6 H07 Troy Fleming rush right for loss of 2 yards to the CREST9 (Eric Taylor;Bryan Harvey).

B 3-8 H09 Jay Davis pass complete to Tate Hepper for 9 yards to the CREST0, **1ST DOWN BGA**, TOUCHDOWN, clock 04:39.

A. Lauderbache kick attempt good.

==========

BATTLE GROUND ACADEM 17, BRIARCREST 14

==========

---------- 12 plays, 64 yards, TOP 05:01 ----------

A. Lauderbache kickoff 53 yards to the CREST7, Eric Taylor return 16 yards to the CREST23 (Cory Kroeger;Will Waldkirch).

H 1-10 H23 BRIARCREST drive start at 04:39 (3rd).

H 1-10 H23 Eric Taylor rush left for 2 yards to the CREST25 (B. Schroeder).

H 2-8 H25 Eric Taylor rush left for 7 yards to the CREST32 (Avery Fleming;Will Waldkirch).

H 3-1 H32 Brett Davenport rush up middle for no gain to the CREST32 (Brian Price;Avery Fleming), *PENALTY CREST illegal motion declined*.

H 4-1 H32 Timeout Battle Ground Academ, clock 02:49.

H 4-1 H32 Brett Davenport rush up middle for 3 yards to the CREST35, **1ST DOWN CREST** (J. Minner;David Dawson).

H 1-10 H35 Brett Davenport rush over right tackle for 4 yards to the CREST39 (Brad Davis).

H 2-6 H39 Brett Davenport rush up middle for 1 yard to the CREST40 (B. Schroeder;Avery Fleming).

H 3-5 H40 Frank Pace rush left for 1 yard to the CREST41 (Troy Fleming).

H 4-4 H41 Frank Pace rush right for 12 yards to the BGA47, **1ST DOWN CREST** (Troy Fleming).

==========END OF 3rd QUARTER==========

BATTLE GROUND ACADEM 17, BRIARCREST 14

==========

Play-by-Play Summary (4th quarter)

H 1-10 B47 Start of 4th quarter, clock 12:00.
H 1-10 B47 Eric Taylor rush left for 41 yards to the BGA6, **1ST DOWN CREST** (Paul Hepper).
H 1-G B06 Eric Taylor rush right for loss of 1 yard to the BGA7, out-of-bounds (Tyson Bickley).
H 2-G B07 Frank Pace rush for 3 yards to the BGA4 (Brian Price;Brad Davis).
H 3-G B04 Timeout Briarcrest, clock 10:52.
H 3-G B04 Frank Pace pass intercepted by B. Schroeder at BGA3, B. Schroeder return 97 yards to the CREST0, TOUCHDOWN, clock 10:33.
---------- 12 plays, 73 yards, TOP 06:06 ----------

A. Lauderbache kick attempt good.

==========
BATTLE GROUND ACADEM 24, BRIARCREST 14
==========

A. Lauderbache kickoff 60 yards to the CREST0, touchback.
H 1-10 H20 BRIARCREST drive start at 10:33 (4th).
H 1-10 H20 Frank Pace pass complete to Cole Hoppe for no gain to the CREST20, Cole Hoppe pass incomplete.
H 3-10 H20 Eric Taylor rush left for 12 yards to the CREST32, **1ST DOWN CREST** (Troy Fleming;Avery Fleming).
H 1-10 H32 Frank Pace pass incomplete to R. Donaldson.
H 2-10 H32 Frank Pace rush right for 5 yards to the CREST37 (David Dawson).
H 3-5 H37 Frank Pace pass incomplete to Cole Hoppe.
H 4-5 H37 John Henderson rush for 13 yards to the CREST50, out-of-bounds (Tate Hepper), *PENALTY CREST clipping 15 yards to the CREST22*, NO PLAY.
H 4-20 H22 John Henderson punt 43 yards to the BGA35, downed.
---------- 6 plays, 2 yards, TOP 01:31 ----------

B 1-10 B35 BATTLE GROUND ACADEM drive start at 09:02 (4th).
B 1-10 B35 BGA ball on BGA36.
B 1-10 B36 Jay Davis rush right for 1 yard to the BGA37 (Frank Pace).
B 2-9 B37 Troy Fleming rush right for 13 yards to the BGA50, **1ST DOWN BGA** (26;Josh Schmidt).
B 1-10 B50 Jay Davis rush up middle for 4 yards to the CREST46 (R. Donaldson).
B 2-6 H46 Brad Davis rush up middle for 2 yards to the CREST44 (Josh Gibbs;Davis Carpenter).
B 3-4 H44 Troy Fleming rush over right tackle for 1 yard to the CREST43 (Bryan Harvey;Eric Taylor).
B 4-3 H43 *PENALTY BGA delay of game 5 yards to the CREST48*.
B 4-8 H48 A. Lauderbache punt 33 yards to the CREST15, Frank Pace return 11 yards to the CREST26 (Avery Fleming;Bo Holloway).
---------- 5 plays, 16 yards, TOP 03:17 ----------

H 1-10 H26 BRIARCREST drive start at 05:45 (4th).
H 1-10 H26 Frank Pace sacked for loss of 9 yards to the CREST17 (David Dawson;B. Schroeder).
H 2-19 H17 Cole Hoppe pass incomplete to Frank Pace.
H 3-19 H17 Frank Pace pass complete to Cole Hoppe for 13 yards to the CREST30, Eric Taylor for 5 yards to the CREST35.
H 4-1 H35 Josh Schmidt rush up middle for no gain to the CREST35 (Paul Hepper).
---------- 5 plays, 9 yards, TOP 01:49 ----------

B 1-10 H35 BATTLE GROUND ACADEM drive start at 03:56 (4th).
B 1-10 H35 Jay Davis rush up middle for 10 yards to the CREST25 (Josh Gibbs), *PENALTY BGA illegal procedure 5 yards to the CREST40*, NO PLAY.
B 1-15 H40 Troy Fleming rush right for 5 yards to the CREST35 (Davis Carpenter;Frank Pace).
B 2-10 H35 Timeout Briarcrest, clock 03:33.
B 2-10 H35 Troy Fleming rush right for 9 yards to the CREST26 (Eric Taylor).

B 3-1 H26 Troy Fleming rush over right tackle for no gain to the CREST26 (Davis Carpenter;Brett Davenport).
B 4-1 H26 Troy Fleming rush over right tackle for 5 yards to the CREST21, **1ST DOWN BGA** (Josh Schmidt;Eric Taylor).
B 1-10 H21 Will Waldkirch rush over left tackle for 4 yards to the CREST17 (Josh Gibbs;Frank Pace).
B 2-6 H17 Troy Fleming rush up middle for 4 yards to the CREST13 (Brett Davenport;C. Pemberton).
B 3-2 H13 Troy Fleming rush over right tackle for no gain to the CREST13 (Brett Davenport;D. Flansburg).
B 4-2 H13 End of 2nd half, clock 00:00.
---------- 7 plays, 22 yards, TOP 03:56 ----------

==========FINAL SCORE==========
BATTLE GROUND ACADEM 24, BRIARCREST 14
==========

1997 Division II Small Class Football Playoffs

November 7 - November 22, 1997 ·

Game 101
Fri. Nov. 7 7:00 PM

#1E/M	BGA (8-2)	35
#4E/M	Goodpasture (3-6)	14

Game 102
Fri. Nov. 7 7:00 PM

#3W	St. Benedict (5-5)	14
#2W	ECS (5-5)	34

Game 103
Fri. Nov. 7 7:00 PM

#2E/M	Notre Dame (5-5)	0
#3E/M	Knoxville Webb (6-4)	14

Game 104
Fri. Nov. 7 7:00 PM

#4W	Harding Academy (5-5)	7
#1W	Briarcrest (8-2)	19

Game 201
Fri. Nov. 14 7:00 PM

BGA	10
ECS	7

Game 202
Fri. Nov. 14 7:00 PM

Knoxville Webb	35
Briarcrest	6

Game 301
Sat. Nov. 22 3:30 PM
Clinic Bowl @ Vanderbilt

BGA	19
Knoxville Webb	7

BGA
STATE CHAMPION

Notes:

FINAL SCORING SUMMARY

Webb School-Knox. Spartans VS Battle Grd Academy Wildcats

DATE 11/22/97 Nashville, Tenn. ATTENDANCE 3,000

Score By Quarters	1	2	3	4	OT	FINAL
VISITOR Webb School-Knox. Spartans	7	0	0	0	0	7
HOME Battle Grd Academy Wildcats	6	0	6	7	0	19

TEAM	PER	TIME	SCORING PLAY	PL	YD	POSS	WSN	BGA
WSN	1	7:52	Copeland 92 rush - Alley kick good	1	92	0:18	7	0
BGA	1	1:53	T. Fleming 3 rush - Ladebauche kick failed	11	65	5:59	7	6
BGA	3	0:36	T. Fleming 4 rush - T. Fleming rush failed	12	69	5:43	7	12
BGA	4	0:47	T. Fleming 3 rush - Ladebauche kick good	6	34	2:17	7	19

TIME OF GAME: KICKOFF 3:36 END OF GAME 5:43 TOTAL ELAPSED TIME 2:07

OFFICIALS:

REFEREE	Jerry Wallace	LINE JUDGE	Gerald Parish
UMPIRE	Neil Haynes	BACK JUDGE	Dan Adkisson
LINESMAN	Craig Casey	SIDE JUDGE	
FIELD JUDGE			

TEMPERATURE 55 Degrees WIND AND DIRECTION North 10-15 WEATHER Cloudy

FINAL TEAM STATISTICS

	Spartans	Wildcats
First Downs	9	14
Rushing	7	12
Passing	1	0
Penalty	1	2
Rushing Attempts	39	50
Yards Gained Rushing	212	263
Tackles-Yards Lost Rushing	4/9	2/5
Net Yards Rushing	203	258
Net Yards Passing	32	0
Passes Attempted	9	1
Passes Completed	2	0
Had Intercepted	2	0
Total Offensive Plays	48	51
Total Net Yards	235	258
Avg Gain Per Play	4.9	5.1
Return Yards	3	12
Fumbles:Number-Lost	2-0	0-0
Penalties:Number-Yards	7-49	5-50
Interceptions:Number-Yards	0-0	2-12
Number of Punts-Yards	4-142	5-172
Average per Punt	35.5	34.4
Punt Returns:Number-Yards	1-3	0-0
Interception Returns:Number-Yards	0-0	2-12
Fumble Returns:Number-Yards	2-0	0-0
Kickoff Returns:Number-Yards	4-90	2-15
Third Down Conversions	3/12- 25%	6/11- 55%
Fourth Down Conversions	2/3 - 67%	0/0 - 0%

FINAL DEFENSIVE STATISTICS

VISITORS: Spartans

PLAYER	TK	AS	TL	YD	SK	YD	IN	PD	FF	BLK
Ayres	8	1	0	0	0.0	0	0	0	0	0
Sprouse	6	2	0	0	0.0	0	0	0	0	0
Corby	5	1	0	0	0.0	0	0	0	0	0
B. White	5	1	0	0	0.0	0	0	0	0	0
Sanders	5	0	0	0	0.0	0	0	0	0	0
W. Taylor	4	0	1	4	0.0	0	0	0	0	0
B. Webb	4	0	0	0	0.0	0	0	0	0	0
G. Brownlee	3	1	0	0	0.0	0	0	0	0	0
Smith	3	1	1	1	0.0	0	0	0	0	0
Braden	1	1	0	0	0.0	0	0	0	0	0
Copeland	2	0	0	0	0.0	0	0	0	0	0
Burger	1	0	0	0	0.0	0	0	0	0	0
TOTALS	47	8	2	5	0.0	0	0	0	0	0

HOME: Wildcats

PLAYER	TK	AS	TL	YD	SK	YD	IN	PD	FF	BLK
Moran	12	0	0	0	0.0	0	0	1	0	0
T. Fleming	5	3	0	0	0.0	0	0	1	0	0
A. Fleming	5	2	0	0	0.0	0	0	0	0	0
T. Hepper	6	1	1	1	0.0	0	2	2	0	0
Phillips	5	1	2	6	0.0	0	0	0	0	0
Bickley	1	3	0	0	0.0	0	0	0	0	0
Moore	2	1	0	0	0.0	0	0	0	0	0
Thomas	1	2	0	0	0.0	0	0	0	0	0
Parsons	1	1	0	0	0.0	0	0	0	0	0
B. Davis	2	0	0	0	0.0	0	0	0	0	0
Schroeder	1	0	1	2	0.0	0	0	0	0	0
Murphy	1	0	0	0	0.0	0	0	0	0	0
Dawson	0	1	0	0	0.0	0	0	0	0	0
Fesmire	1	0	0	0	0.0	0	0	0	0	0
Pilkinto	0	0	0	0	0.0	0	0	1	0	0
TOTALS	43	15	4	9	0.0	0	2	5	0	0

PLAYER	IR	IRA	KR	KRA
TOTALS	0	0	0	0

PLAYER	IR	IRA	KR	KRA
TOTALS	0	0	0	0

KEY:

TK <-- TACKLES
AS <-- ASSISTED TACKLES
TL <-- TACKLES FOR LOSS
YD <-- TACKLES FOR LOSS - YARDS
SK <-- SACKS
YD <-- SACK YARDS
IN <-- INTERCEPTIONS
PD <-- PASSES DEFENSED
FF <-- FUMBLES FORCED
BLK <-- KICKS BLOCKED

IR <-- EXTRA PT INT. RETURNS
IRA <-- EXTRA PT INT. RETURN ATTEMPTS
KR <-- EXTRA PT KICK RETURNS
KRA <-- EXTRA PT KICK RETURN ATTEMPTS

FINAL INDIVIDUAL STATISTICS

VISITORS: Spartans

RUSHING	NO	GAIN	LOS	NET	TD	LG	AVG
Copeland	18	157	1	156	1	92	8.7
Corby	13	41	8	33	0	11	2.5
Smith	6	11	0	11	0	4	1.8
H. Brownlee	2	3	0	3	0	3	1.5
TOTALS	39	212	9	203	1	92	5.2

PASSING	NO	CP	I	YDS	TD	LG	SK/YDS
H. Brownlee	8	2	2	32	0	24	0 0
Corby	1	0	0	0	0	0	0 0
TOTALS	9	2	2	32	0	24	0 0

RECEIVING	NO	YDS	TD	LG
G. Brownlee	1	24	0	24
Copeland	1	8	0	8
TOTALS	2	32	0	24

PUNTING	NO	YDS	AVG	LG	TB	I20
Copeland	4	142	35.5	44	1	0
TOTALS	4	142	35.5	44	1	0

FIELD GOALS

INTERCEPTS	NO	YDS	TD	LG
TOTALS	0	0	0	0

PUNT RETURNS	NO	FC	YDS	TD	LG
Corby	1	1	3	0	3
TOTALS	1	1	3	0	3

KICK RETURNS	NO	YDS	TD	LG
Corby	3	73	0	29
Harb	1	17	0	17
TOTALS	4	90	0	29

FUMBLES	NO	OWN	YD	TD	LG	OPP	YD	TD	LG
Corby	1	1	0	0	0	0	0	0	0
H. Brownle	1	1	0	0	0	0	0	0	0
TOTALS	2	2	0	0	0	0	0	0	0

HOME: Wildcats

RUSHING	NO	GAIN	LOS	NET	TD	LG	AVG
T. Fleming	36	192	5	187	3	19	5.2
Lankford	9	46	0	46	0	11	5.1
J. Davis	5	25	0	25	0	13	5.0
TOTALS	50	263	5	258	3	19	5.2

PASSING	NO	CP	I	YDS	TD	LG	SK/YDS
J. Davis	1	0	0	0	0	0	0 0
TOTALS	1	0	0	0	0	0	0 0

RECEIVING	NO	YDS	TD	LG
TOTALS	0	0	0	0

PUNTING	NO	YDS	AVG	LG	TB	I20
Ladebauche	5	172	34.4	40	0	1
TOTALS	5	172	34.4	40	0	1

FIELD GOALS

INTERCEPTS	NO	YDS	TD	LG
T. Hepper	2	12	0	12
TOTALS	2	12	0	12

PUNT RETURNS	NO	FC	YDS	TD	LG
TOTALS	0	0	0	0	0

KICK RETURNS	NO	YDS	TD	LG
B. Davis	1	15	0	15
T. Hepper	1	0	0	0
TOTALS	2	15	0	15

FUMBLES	NO	OWN	YD	TD	LG	OPP	YD	TD	LG
TOTALS	0	0	0	0	0	0	0	0	0

Play by Play

1ST QUARTER
Battle Grd Academy wins the coin toss and elect to receive.
Webb School-Knox. elect to defend the NORTH goal.

Copeland kicks off for 56 to the BGA9
T. Hepper returns 0.
Battle Grd Academy Ball 12:00

1-10-BGA9 T. Fleming up the middle for 3 to the BGA12 (W. Taylor).
2- 7-BGAl2 T. Fleming right for 2 to the BGAl4 (Corby).
3- 5-BGAl4 T. Fleming pitch left for 9 to the BGA23 (Sprouse).
l-l0-BGA23 Lankford up the middle for 11 to the BGA34 (Corby).
l-l0-BGA34 T. Fleming right for 16 to the BGA5O (Corby).
l-l0-BGA5O T. Fleming left for 3 to the W5N47 (B. Webb).
2- 7-WSN47 J. Davis passes to A. Fleming, INCOMPLETE.
3- 7-W5N47 Lankford up the middle for 0 to the WSN47 (B. Webb).
4- 7-WSN47 Ladebauche punts for 40, downed at the WSN7

Webb School-Knox. Ball (8:10)
l-l0-WSN8 Copeland wide right for 92 for a TOUCHDOWN.
Webb School-Knox. scoring drive was 92 yards in 1 play and took 0:18
Alley's extra point kick attempt SUCCESSFUL.

TEAM PER TIME SCORING PLAY PL YD POSS WSN
WSN 1 7:52 Copeland 92 rush - Alley kick good

Copeland kicks off for 45 to the BGA2O.
B. Davis returns 15 (Burger).

Battle Grd Academy Ball (7:52)
1-l0-BGA35 T. Fleming pitch right for 9 to the BGA44 (Braden).
2- 1-BGA44 J. Davis left for 1 to the BGA45 (Ayres).
l-l0-BGA45 T. Fleming pitch left for 5 to the BGA5O (B. White).
2- 5-BGA5O T. Fleming up the middle for 3 to the W5N47 (B. White).
3- 2-W5N47 Webb School (WSN) PENALIZED for ENCROACHMENT for 5 yards.
1-10-W5N42 J. Davis left for 5 to the W5N37 (W. Taylor).
2- 5-W5N37 T. Fleming pitch right for 13 to the W5N24 (G. Brownlee).
1-10-W5N24 Lankford up the middle for 4 to the WSN2O (Ayres).
2- 6- WSN2O Lankford up the middle for 2 to the WSNlB (G. Brownlee, Ayres).
3- 4-W5N18 T. Fleming right for 12 to the WSN6 (Sanders).
1- 6-WSN6 T. Fleming left for 3 to the WSN3 (Ayres, Sprouse).
2- 3-WSN3 T. Fleming pitch right for 3 for a TOUCHDOWN.

Battle Grd Academy scoring drive was 65 yards in 11 pays and took 5:59
Ladebauche's extra point kick attempt UNSUCCESSFUL.

BGA 1 1:53 T. Fleming 3 rush - Ladebauche kick failed
Ladebauche kicks off for 64 to the WSNl
Corby returns 21 (Thomas, Bickley).

Webb School-Knox. Ball (1:53)

l-l0-W5N22 Corby wide left for I to the W5N23 (Parsons, T. Fleming).
2- 9-W5N23 Webb School (WSN) PENALIZED for ILLEGAL PROCEDURE for 5 yards.
2-14-WSNl8 Copeland wide left for 8, is pushed out of bounds at the W5N26 (A. Fleming,Bickley).
3- 6-W5N26 Copeland left for 5 to the WSN3l (Moran).

Spartans timeout #1 at 0:05.
4- l-WSN3l Smith left for 1 to the W5N32 (A. Fleming) .
END QUARTER: Spartans 7 Wildcats 6

2ND QUARTER
Webb School-Knox. Ball (12:00)

l-lO-WSN32 Copeland up the middle for 0 to the WSN32 (Phillips, Parsons).
2-l0-W5N32 Corby wide left for 4 to the WSN36 (T. Hepper).
BGA (EGA) PENALIZED for PERSONAL FOUL for 15 yards.
l-lO-BGA49 Copeland right for 0 to the BGA49 (Phillips).
2-l0-BGA49 Corby wide left for -5, fumbles , recovers at the W5N46 (Phillips).
3-15-W5N46 Corby pitch right for 4 to the BGA5O (A. Fleming, T. Fleming).
4-ll-BGA5O Copeland punts for 28, downed at the BGA22.

Battle Grd Academy Ball (9:00)

l-l0-BGA22 T. Fleming pitch right for 0 to the BGA22 (Corby).
2-l0-BGA22 T. Fleming up the middle for -4 to the BGA18 (w. Taylor, Smith).
3-14-BGAI8 J. Davis right for 4 to the BGA22 (Ayres).
4-10-BGA22 Ladebauche punts for 26 to the BGA48.
Corby returns 3.
Webb School (WSN) PENALIZED for CLIPPING ON THE RETURN for 15 yards.

Webb School-Knox. Ball (7:08)

l-l0-WSN4O Copeland wide right for 8 to the WSN48 (Moran).
2- 2-WSN48 Copeland wide left for 4 to the BGA48 (T. Fleming, A. Fleming).
l-l0-BGA48 Smith wide right for 4 to the BGA44 (T. Fleming).
2- 6-BGA44 Corby pitch right for -2 to the BGA46 (Schroeder).
3- 8-BGA4G Copeland up the middle for 4 to the BGA42 (Moran).
4- 4-BGA42 Copeland punts for 42, into the endzone for a TOUCHBACK.
Battle Grd Academy Ball (3:57)

l-l0-BGA2O T. Fleming up the middle for 11 to the BGA3l (Sanders).
l-l0-BGA3l T. Fleming left for I to the BGA32 (Smith).
2- 9-BGA32 T. Fleming pitch right for 3 to the BGA35 (B. White).
3- 6-BGA3S T. Fleming pitch left for 4 to the BGA39 (B. White)
4- 2-BGA39 Ladebauche punts for 36, downed at the W5N25.
Webb School-Knox. Ball (1:28)

l-l0-W5N25 Copeland up the middle for 1 to the WSN2G (Moore).
2- 9-W5N26 Corby wide left for 4, is pushed out of bounds at the WSN3O (Moran).
Spartans timeout #2 at 0:48.
3- 5-WSN30 Copeland up the middle for 7 to the W5N37 (Moran).
1-l0-WSN37 Smith wide right for 0 to the WSN37 (T. Fleming, Thomas).
END QUARTER: Spartans 7 Wildcats 6

3RD QUARTER
Webb School-Knox. will receive.
Battle Grd Academy will defend the NORTH goal.
Ladebauche kicks off for 56 to the WSN4
Corby returns 23 (T. Hepper)

Webb School-Knox. Ball (l2:OO)
l-lO-WSN27 Copeland left for 1 to the W5N28 (A. Fleming)
2- 9-WSN28 Smith wide right for 3 to the WSN3l (A. Fleming).
3- 6-WSN3l Copeland right for 1 to the W5N32 (B. Davis, Phillips).
4- 5-W5N32 Copeland punts for 44, downed at the BGA24.
Battle Grd Academy Ball (9:56)

1-10-BGA25 T. Fleming up the middle for 5 to the BGA3O (Sprouse, Braden).
2- 5-BGA3O T. Fleming wide right for 4 to the BGA34 (Sanders).
BGA (BGA) PENALIZED for CHOP BLOCK for 15 yards.
2-16-BGAl9 Webb School (WSN) PENALIZED for ENCROACHMENT for 5 yards.
2-1l-BGA24 T. Fleming right for 7 to the BGA31 (B. White).
3- 4-BGA31 T. Fleming up the middle for 1 to the BGA32 (Ayres).
4- 3-BGA32 Ladebauche punts for 31, downed at the W5N37.
Webb School-Knox. Ball (7:36)

l-l0-W5N37 Corby wide left for -1 to the WSN36 (T. Hepper).
2-ll-W5N36 Corby pitch right for 2 to the W5N38 (B. Davis, Dawson).
3- 9-W5N38 H. Brownlee up the middle for 3 to the WSN41 (Bickley).
4- 6-WSN4l Copeland punts for 28, downed at the BGA3l.
Battle Grd Academy Ball (6:19)

l-l0-BGA3l J. Davis right for 13 to the BGA44 (Ayres, B. White).
l-10-BGA44 Lankford up the middle for 4 to the BGA48 (Sprouse).
2- 6-BGA48 T. Fleming right for 2 to the BGA5O (Sprouse1 G. Brownlee).
3- 4-BGA5O T. Fleming pitch left for 19, is pushed out of bounds at the WSN (Sanders).
l-10-WSN3I T. Fleming right for 3 to the WSN2B (W. Taylor).
2- 7-W5N28 T. Fleming right for 1 to the WSN27 (B.
3- 6-WSN27 Lankford up the middle for 11 to the WSNl6 (Copeland).
l-l0-WSNlG Lankford right for 9 to the WSN7 (Corby).
2- l-WSN7 T. Fleming right for 2 to the WSN5
BGA (RGA) PENALIZED for HOLDING for 10 yards.
2- 9-WSNIS Lankford left for I to the WSNl4 (Ayres).
Wildcats timeout #1 at 1:04.
3- 8-WSN14 T. Fleming pitch right for 10 to the WSN4 (Smith)
1- 4-WSN4 T. Fleming right for 4 for a TOUCHDOWN.
Battle Grd Academy scoring drive was 69 vards in 12 pays and took 5:43
Davis Dass to Moran on PAT nullified by ineligible receiver downfield.
T. Fleming's extra point rush attempt UNSUCCESSFUL.

BGA 3 0:36 T. Fleming 4 rush - T. Fleming rush failed
Ladebauche kicks off for 57 to the WSN3
Harb returns 17 (Fesmire, A. Fleming).
W**ebb School-Knox. Ball (0:36)**

1-l0-WSN2O Corby left for 3 to the W5N23 (T. Fleming).
Webb School (WSN) PENALIZED for HOLDING for 10 yards.
1-17-WSNI3 Copeland left for 8 to the WSN2l (T. Hepper1 Bickley).
END QUARTER: Spartans 7 Wildcats 12

4TH QUARTER
Webb School-Knox. Ball (12:00)

2- 9-WSN21 H. Brownlee passes to G. Brownlee, INCOMPLETE (Pilkinto).
3- 9-WSN21 Corby on a reverse for 8 to the WSN29 (Moore).
4- 1-WSN29 Smith left for 3 to the WSN32 (Moran, T. Hepper).
1-10-WSN32 Smith right for 0 to the WSN32 (Moran).
2-10-WSN32 H. Brownlee passes to Copeland for 8 to the WSN40 (Moran).
3- 2-WSN40 Copeland up the middle for 2 to the WSN42 (Moran).
1-10-WSN42 Corby pitch right for 3 to the WSN45 (Moran, Thomas).
2- 7-WSN45 Corby passes to G. Brownlee, INCOMPLETE (T. Fleming).
3- 7-WSN45 Corby wide left for 11 to the BGA44 (T. Hepper).
1-10-BGA44 Copeland up the middle for 9 to the BGA35 (T. Hepper, T. Fleming).
Wildcats timeout #2 at 7:18.
2- 1-BGA35 Copeland up the middle for -1 to the BGA36 (Phillips).
3- 2-BGA36 Corby up the middle for 1 to the BGA35 (Phillips, Moore).
4- 1-BGA35 H. Brownlee up the middle for 0, fumbles , recovers at the BGA35.
H. Brownlee returns for 0 to the BGA35 (Murphy).
Battle Grd Academy Ball (6:00)

1-10-BGA35 T. Fleming up the middle for 7 to the BGA42 (B. Webb).
2- 3-BGA42 BGA (BGA) PENALIZED for FALSE START
2- 8-BGA37 T. Fleming pitch left for -1 to the BGA36 (Smith, Corby).
3- 9-BGA36 T. Fleming right for 3 to the BGA39 (Sprouse).
4- 6-BGA39 Ladebauche punts for 39 to the WSN22.
Fair catch by Corby.
Webb School-Knox. Ball (3:53)
1-10-WSN2 Copeland wide right for 6 to the WSN28 (Moran).
2- 4-WSN28 Copeland wide left for 1, is pushed out of bounds at the WSN29 (T.Fleming).
3- 3-WSN29 H. Brownlee's pass intercepted by T. Hepper at the WSN46.
T. Hepper returns for 12 to the WSN34.
Battle Grd Academy Ball (3:04)

Spartans timeout #1 at 2:58.
1-10-WSN34 J. Davis up the middle for 2 to the WSN32 (Ayres).
2- 8-WSN32 T. Fleming up the middle for 6 to the WSN26 (Sanders).
Spartans timeout #2 at 2:41.
3- 2-WSN26 T. Fleming pitch left for 10 to the WSN16 (G. Brownlee, Sprouse).
1-10-WSN16 Lankford up the middle for 4 to the WSN12 (Sprouse).
2- 6-WSN12 T. Fleming left for 5 to the WSN7 (Copeland).
Wildcats timeout #3 at 0:59.
3- 1-WSN7 Webb School (WSN) PENALIZED for OFFSIDES

1- 3-WSN3 T. Fleming pitch right for 3 for a TOUCHDOWN.
Battle Grd Academy scoring drive was 34 yards in 6 plays and took 2:17
Ladebauche's extra point kick attempt SUCCESSFUL.
TEAM PER TIME SCORING PLAY
BGA 4 0:47 T. Fleming 3 rush - Ladebauche kick good
Ladebauche kicks off for 57 to the WSN3 .
Corby returns 29.
Webb School-Knox. Ball (0:47)
1-10-WSN32 H. Brownlee passes to Corby, INCOMPLETE.
2-10-WSN32 H. Brownlee passes to G. Brownlee for 24 to the BGA44 (Moran).
1-10-BGA44 H. Brownlee passes INCOMPLETE.
2-10-BGA44 H. Brownlee passes to G. Brownlee, INCOMPLETE (Moran).
3-10-BGA44 H. Brownlee's pass intercepted by T. Hepper at the BGA13.
T. Hepper runs out of bounds at the BGA13.
Battle Grd Academy Ball (0:00)
END QUARTER: Spartans 7 Wildcats 19
3RD DOWNS: Spartans 3/12 Wildcats 6/11
TIME OF POSSESSION: Spartans 10:36/30:23 Wildcats 4:24/29:37
FINAL.

1996 Class 1A Football Playoffs

November 8 - December 6, 1996

First Round		Second Round		Quarterfinals		Semifinals		Championship		
Cloudland (9-1)	42									
Fri. Nov. 8 7:30 PM		Cloudland	30							
Greenback (6-4)	0									
		Fri. Nov. 15 7:30 PM		Cloudland	6					
Celina (8-2)	0									
Fri. Nov. 8 7:30 PM		CPA	0							
CPA (7-3)	26					BGA	7			
				Fri. Nov. 22 7:30 PM						
BGA (8-2)	42									
Fri. Nov. 8 7:30 PM		BGA	21							
Gordonsville (6-4)	0									
		Fri. Nov. 15 7:30 PM		BGA	35					
Coalfield (3-7)	7							DCA	51	
Fri. Nov. 8 7:30 PM		Boyd Buchanan	7							
Boyd Buchanan (10-0)	10									
						Fri. Nov. 29 7:30 PM				
Trousdale Co. (10-0)	73									
Fri. Nov. 8 7:30 PM		Trousdale Co.	84							
Ezell-Harding (5-5)	0									
		Fri. Nov. 15 7:30 PM		Trousdale Co.	19					
Knoxville Catholic (5-5)	13									
Fri. Nov. 8 7:30 PM		Knoxville Catholic	14							
Copper Basin (7-3)	6									
				Fri. Nov. 22 7:30 PM						
South Pittsburg (8-1)	45					DCA	13			
Fri. Nov. 8 7:30 PM		South Pittsburg	6							
Oakdale (5-5)	12									
		Fri. Nov. 15 7:30 PM		DCA	36					
Watertown (5-5)	0									
Fri. Nov. 8 7:30 PM		DCA	27							
DCA (10-0)	48									
								Fri. Dec. 6 3:30 PM Clinic Bowl @ Vanderbilt		**DCA** STATE CHAMPION
Clarksville Academy (10-0)	21									
Fri. Nov. 8 7:30 PM		Wayne Co.	0							
Wayne Co. (6-4)	33									
		Fri. Nov. 15 7:30 PM		USJ	14					
Hollow Rock-Bruceton (9-1)	17									
Fri. Nov. 8 7:30 PM		USJ	21							
USJ (8-2)	31					Moore Co.	6			
				Fri. Nov. 22 7:30 PM						
Jackson Christian (9-1)	34									
Fri. Nov. 8 7:30 PM		Jackson Christian	14							
Dresden (4-6)	9									
		Fri. Nov. 15 7:30 PM		Moore Co.	17					
East Robertson (4-6)	12									
Fri. Nov. 8 7:30 PM		Moore Co.	28							
Moore Co. (9-1)	14									
						Fri. Nov. 29 7:30 PM				
Lake Co. (7-3)	27									
Fri. Nov. 8 7:30 PM		Lake Co.	35					St. Benedict	3	
Memphis Westside (7-3)	20									
		Fri. Nov. 15 7:30 PM		Lake Co.	6					
McEwen (5-5)	20									
Fri. Nov. 8 7:30 PM		McEwen	22							
Huntland (8-2)	3									
				Fri. Nov. 22 7:30 PM						
Collinwood (8-2)	6					St. Benedict	7			
Fri. Nov. 8 7:30 PM		Nashville Christian	0							
Nashville Christian (8-2)	19									
		Fri. Nov. 15 7:30 PM		St. Benedict	21					
South Fulton (4-6)	0									
Fri. Nov. 8 7:30 PM		St. Benedict	17							
St. Benedict (8-1)	14									

Notes:

1995 Class 1A Football Playoffs

November 3 - December 1, 1995

First Round	Second Round	Quarterfinals	Semifinals	Championship
Coalfield (9-1) 36	Coalfield 20	FRA 13	South Pittsburg 15	BGA 17
Fri. Nov. 3 7:30 PM	OT	Fri. Nov. 17 7:30 PM	Fri. Nov. 24 7:30 PM	Fri. Dec. 1 3:30 PM
Lookout Valley (5-5) 6	Fri. Nov. 10 7:30 PM			Clinic Bowl @ Vanderbilt
Gordonsville (8-2) 16	FRA 21			
Fri. Nov. 3 7:30 PM				
FRA (7-3) 24				
DCA (9-1) 41	DCA 7	South Pittsburg 34	BGA 17	Hollow Rock-Bruceton 6
Fri. Nov. 3 7:30 PM	Fri. Nov. 10 7:30 PM	Fri. Nov. 17 7:30 PM	Fri. Nov. 24 7:30 PM	
Celina (5-5) 7				
Sunbright (5-5) 0	South Pittsburg 14			
Fri. Nov. 3 7:30 PM				
South Pittsburg (9-1) 64				
Trousdale Co. (9-1) 41	Trousdale Co. 14	Trousdale Co. 7	Lake Co. 8	Hollow Rock-Bruceton 28
Fri. Nov. 3 7:30 PM	Fri. Nov. 10 7:30 PM	Fri. Nov. 17 7:30 PM	Fri. Nov. 24 7:30 PM	Fri. Nov. 17 7:30 PM
CPA (6-4) 12				
Cloudland (6-3) 34	Cloudland 12			
Fri. Nov. 3 7:30 PM				
Copper Basin (5-5) 0				
Greenback (7-3) 33	Greenback 0	BGA 35	Hollow Rock-Bruceton 39	Wayne Co. 14
Fri. Nov. 3 7:30 PM	Fri. Nov. 10 7:30 PM	Fri. Nov. 17 7:30 PM	Fri. Nov. 24 7:30 PM	Fri. Nov. 17 7:30 PM
Knoxville Catholic (5-5) 0				
Watertown (4-6) 0	BGA 34			
Fri. Nov. 3 7:30 PM				
BGA (10-0) 42				
East Robertson (5-5) 7	East Robertson 0	Lake Co. 21		
Fri. Nov. 3 7:30 PM	Fri. Nov. 10 7:30 PM	Fri. Nov. 17 7:30 PM		
Huntland (6-4) 0				
Lake Co. (9-1) 34	Lake Co. 25			
Fri. Nov. 3 7:30 PM				
USJ (7-3) 7				
St. Benedict (9-1) 0	Dresden 7	Moore Co. 20		
Fri. Nov. 3 7:30 PM	Fri. Nov. 10 7:30 PM	Fri. Nov. 17 7:30 PM		
Dresden (4-6) 19				
Clarksville Academy (6-4) 13	Moore Co. 34			
Fri. Nov. 3 7:30 PM				
Moore Co. (10-0) 39				
Hollow Rock-Bruceton (10-0) 55	Hollow Rock-Bruceton 21			
Fri. Nov. 3 7:30 PM	Fri. Nov. 10 7:30 PM			
Bishop Byrne (5-5) 21				
McEwen (6-4) 17	McEwen 6			
Fri. Nov. 3 7:30 PM				
Forrest (6-4) 14				
Wayne Co. (7-3) 28	Wayne Co. 28			
Fri. Nov. 3 7:30 PM	Fri. Nov. 10 7:30 PM			
Jo Byrns (4-6) 0				
Gleason (6-3) 6	FACS 0			
Fri. Nov. 3 7:30 PM				
FACS (10-0) 32				

BGA

STATE CHAMPION

Notes:

NCAA OFFICIAL SCORING SUMMARY

BRUCETON (Visitor) vs. BGA (Home)

Overall Record Now 14-1 Stadium VANDERBILT STADIUM Overall Record Now 15-0

Date DEC. 1 19 95 Site NASHVILLE, TN (City, State) Attendance 8000 (est)

Score by Quarters	1	2	3	4	OT	Final
(V) BRUCETON	0	3	3	0	–	6
(H) BGA	3	0	0	14	–	17

Sample: FSU (Team)	1 (Qtr.)	7:43 (Time Left)	John Smith 36 Pass from Bill Jones (Scoring Play)	Tim Brown Kick (Conversion)	7-64 (Drive Play-Yds.)	7-0 (Score)
BGA	1	5:31	MATT VICK 20 yd. FG		13-70	3-0
B	2	3:40	JARED EDWARDS 24 yd. FG		5-17	3-3
B	3	2:33	EDWARDS 28 yd FG		10-52	3-6
BGA	4	4:40	ERIC CAMPBELL 2 yd. run	VICK KICK	12-65	10-6
BGA	4	:43	CAMPBELL 3 yd. run	VICK KICK	5-64	17-6
		OFF	MVP LAMONT TURNER	—		
		DEF	MVP JOE LONGMIRE			

Time of Game: Kickoff 3:30 End of Game 5:24 Total Elapsed Time 1:54

Officials _____

Temperature _____ Wind _____ at _____ MPH Weather _____

Copyright 1995 National Collegiate Athletic Association

NCAA FINAL TEAM STATISTICS

	BGA Home	BRUCETON Visitor
First Downs	13	8
Rushing	11	6
Passing	2	2
Penalty	0	0
Rushing Attempts	44	37
Yards Gained Rushing	239	130
Yards Lost Rushing	11	5
Net Yards Rushing	228	125
Net Yards Passing	60	51
Passes Attempted	4	6
Passes Completed	3	3
Had Intercepted	0	1
Total Offensive Plays	48	43
Total Net Yards	288	176
Average Gain Per Play	6.0	4.09
Fumbles: Number—Lost	2 – 1	0 – 0
Penalties: Number—Yards	2 – 20	4 – 37
Number of Punts—Yards	4 – 134	5 – 187
Average Per Punt	33.5	37.4
Punt Returns: Number—Yards	3 – 25	2 – 22
Kickoff Returns: Number—Yards	–	–
Interception Returns: Number—Yards	0 – 0	0 – 0
Fumble Returns: Number—Yards	0 – 0	0 – 0
Possession Time	23:52	24:08
Third-Down Conversions	5 of 11	4 of 12
Fourth-Down Conversions	1 of 1	0 of 0
Sacks By: Number—Yards	1 – (-1)	0 – 0

Copyright 1995 National Collegiate Athletic Association

NCAA FINAL INDIVIDUAL STATISTICS

BGA
Home

Rushing

	Att.	Gain	Lost	Net	TD	Long
LAMONT TURNER	16	109	0	109	0	35
ERIC CAMPBELL	22	65	7	58	2	9
NATHAN MERTZ	6	65	4	61	0	51
Totals	44	239	11	228	2	51

Passing

	Att.-Comp.-Int.	Yards	TD	Long	Sacks
N. MERTZ	4-3-0	60	0	36	0
Totals	4-3-0	60	0	36	0

Pass Receiving

	No.	Yards	TD	Long
BRIAN PERKENSON	1	36	0	36
LAMONT TURNER	1	16	0	16
DAVID MELIN	1	8	0	8
Totals	3	60	0	36

Punting

	No.	Yds.	Avg.	Long
MATT VICK	4	134	33.5	46
Totals	4	134	33.5	46

Field Goals

MATT VICK	(20)

(After player's name list distances of each attempt and circle FGs Made, e.g., 46- (23) -35)

All Returns*

	Punts No.	Punts Yds.	Punts LP	Kickoffs No.	Kickoffs Yds.	Kickoffs LP	Int. Passes No.	Int. Passes Yds.	Int. Passes LP
Totals									

*Fumble Returns listed on Defensive Statistics Chart.

Copyright 1995 National Collegiate Athletic Association

BRUCETON
Visitor

Rushing

	Att.	Gain	Lost	Net	TD	Long
JOE LONGMIRE	29	103	4	102	0	16
JASON ROBINSON	5	9	0	9	0	4
DAVID JAMESON	1	9	0	9	0	9
NICHOLAS TOWNSEND	1	6	0	6	0	6
JUSTIN ROBERTSON	1	0	-1	-1	0	-1
Totals						

Passing

	Att.-Comp.-Int.	Yards	TD	Long	Sacks
N. TOWNSEND	4-1-1	24	0	24	0
J. ROBERTSON	2-2-0	43	0	16	1
Totals	6-3-1	67	0	24	1

Pass Receiving

	No.	Yards	TD	Long
CHRIS WALKER	2	27	0	16
JOE LONGMIRE	1	24	0	24
Totals	3	51	0	24

Punting

	No.	Yds.	Avg.	Long
JASON ROBINSON	5	187	37.4	52
Totals	5	187	37.4	52

Field Goals

JARED EDWARDS	(24) (28)

(After player's name list distances of each attempt and circle FGs Made, e.g., 46- (23) -35)

All Returns*

	Punts No.	Punts Yds.	Punts LP	Kickoffs No.	Kickoffs Yds.	Kickoffs LP	Int. Passes No.	Int. Passes Yds.	Int. Passes LP
Totals									

NCAA 10430-5/95

Defensive Statistics

Battle Ground Academy

PLAYER	NO.	TACKLES	ASSISTS	INT.	FUMBLE RECOVERY	QB SACKS	OTHER	TOTALS T	A	INT	FR	SACK	O
Phillip Patterson	23	III	I			I		2	1	—	—	1	
Geep Wade	76	~~IIII~~ II	I					7	1	—	—	—	
Bill Barlow	63	III	II					3	2	—	—	—	
John Moran	50	~~IIII~~ I	I					6	1	—	—	—	
Jay Wilkison	27	I	I					1	1	—	—	—	
Lamont Turner	6	~~IIII~~	~~IIII~~ II					5	7	—	—	—	
David Medlin	82	~~IIII~~	I					4	1	—	—	—	
Brian Perkinson	86	IIII						4	—	—	—	—	
Troy Fleming	22	II		I				2	—	1	—	—	
Sean Brock	1	II						2	—	—	—	—	
Eric Campbell	32	IIII	II					4	2	—	—	—	—
~~Taarpt Glosson~~	~~60~~												
Avery Fleming	60		I					—	1	—	—	—	
TP Clayton Anderson	4	I	I					1	1	—	—	—	
Jackson Moran	10	I						1	—	—	—	—	
Jessee Pilkinton	20	I						1	—	—	—	—	
								43					

Defensive Statistics

Bruceton

PLAYER	NO.	TACKLES	ASSISTS	INT.	FUMBLE RECOVERY	QB SACKS	OTHER	TOTALS T	A	INT	FR	SACK	O
Ike Utley	70	5 1	1					6	1	—	—	—	
James Hartsfield	51	11						2	—	—	—	—	
Jarrett Glosson	60	1111	1					4	1	—	—	—	
Chris Walker	25	5 11111	111					9	3	—	—	—	
Jason Robinson	31	111	1					4	1	—	—	—	
Chris Haskins	63	1111	11					4	2	—	—	—	
Josh Coleman	35	11						2	—	—	—	—	
David Jameson	20	111	1111					3	4	—	—	—	
Thomas Wynn	2	11	11					2	2	—	—	—	
Joe Longmire	21	5 1	11		1			5	2	—	1	—	
~~Jason Robinson~~	~~31~~							—	—	—	—	—	
Kevin Kelley	52	1						1	—	—	—	—	
Chris Haller	88	1	1					1	1	—	—	—	
John DeVault	82		1					—	1	—	—	—	
Jarret Glosson	60	1						1	—	—	—	—	
Willie Russell	62	11	1					2	1	—	—	—	
								46					

NCAA QUICKIE STATISTICS

First Quarter | (Half) | Third Quarter | Final

(Circle One)

	BGA Home	BRUCETON Visitor
Score	3	3
First Downs	7	5
Rushes—Yardage (Net)	22—107	21—77
Passing Yardage (Net)	36	16
Passes—Att.-Comp.-Int.	1—1—0	2—1—0
Total Offense Plays—Yards	23—143	23—93
Fumble Returns—Yards	0—0	0—0
Punt Returns—Yards	—	—
Kickoff Returns—Yards	—	—
Interception Returns—Yards	—	—
Punts (Number-Average)	2—30.5	2—38.0
Fumbles—Lost	2—1	0—0
Penalties—Yards	0—0	0—0
Possession Time	12:17	11:43

INDIVIDUAL LEADERS

BGA (Home)

Rushing	Att.	Net Yards	TD	Long
LAMONT TURNER	9	64	0	35
ERIC CAMPBELL	10	36	0	9
NATHAN MERTZ	3	7	0	6

Passing	Att.-Comp.-Int.	Yards	TD	Long
N. MERTZ	1-1-0	36	0	36

Pass Receiving	No.	Yards	TD	Long
BRIAN PERKENSON	1	36	0	36

Punting	No.	Avg.	Long
MATT VICK	2	30.5	33

BRUCETON (Visitor)

Rushing	Att.	Net Yards	TD	Long
JOE LONGMIRE	17	68	0	16

Passing	Att.-Comp.-Int.	Yards	TD	Long
J. ROBERTSON	1-1-0	16	0	16
N. TOWNSEND	1-0-0	0	0	0

Pass Receiving	No.	Yards	TD	Long
CHRIS WALKER	1	16	0	16

Punting	No.	Avg.	Long
JASON ROBINSON	2	38.0	43

Copyright 1995 National Collegiate Athletic Association

TENNESSEE HIGH SCHOOL FOOTBALL CHAMPIONSHIPS
Dec. 1, 1995
Vanderbilt Stadium, Nashville

1A Championship
Battle Ground Academy vs Bruceton

BGA wins toss and elects to receive
First Quarter

Lankford returns kick from BGA 17 to BGA 27
1-10-BGA27 Campbell off left side for seven
2-2-BGA 34 Turner left for no gain
3-2-34 Campbell carries off right side for first down
1-10-BGA43 Mertz pass to Perkinson for Bruceton 26...gain of 31
1-10-B 26 Mertz keeper left for two
2-8-B24 Campbell little room right side
3-5-B22 Turner bulls up middle for seven and first down
1-10-B16 Campbell wide left for four yards
2-6-B12 Campbell cuts back behind good blocking for eight and first down
1-G-3 Cambell hit in backfield, loses one
2-G-4 Mertz keeper left gets little...loss of one
3-G-5 Turner up middle gets two back
4-G-3 VICK FGA 20 yards is good....5:31 reamianing BGA 3 Bruceton 0

Longmire returns kick from 9 to B 22
1-10-B22 Longmire up middle for four yards
2-6-26 Longmire dances inside for one
3-5-27 Robinson stopped in center for one
4-4-28 Robinson punts, Campbell can't field out of bounds

1-10-BGA 28 Turner big hole right side for ten and first down
1-10-BGA 38 Mertz keeper left for six
2-4-44 Campbell inside for four and first down
1-10-BGA 49 Turner breaks tackles right and cuts back for 35 yards
1-10-B16 Turner fumbles, Longmire recovers at Bruceton 13

1-10-B13 Robinson off right side for two
2-8-15 Longmire off left side for three
3-5-18 QB Robertson scrambles on option for first down...7 yards
1-10-B25 Longmire smashes up middle for five

END OF QUARTER

BGA vs Bruceton

Second Quarter

2-5-B30	Longmire strings it out left for six and first down
1-10-B36	Longmire up middle for four
2-6-40	Longmire off right guard for four more
3-2-44	Longmire off left guard ofr three and first down
1-10-B48	Robinson stopped in middle for one
2-9-49	Longmire gets six off left side
3-3-BGA 45	Longmire stopped in backfield, digs for one
4-2-44	Robinson punts to Campbell...fields at 11 and returns to 15
1-10-BGA 15	Broken play..BGA recovers botched handoff for loss of one
2-11-14	Campbell off left end for four
3-7-18	Campbell takes pitch right side...gets four
4-3-22	Vick punts ..Jamison behind strong blocking goes to 25
1-10-BGA25	Waller pass from Robertson for 17 yards and first down
1-G-BGA8	Longmire dives up middle for two
2-G-6	Longmire tries wide right...gets two more
3-G-4	Moran breaks through line to stop Longmire for loss of three
4-7-7	Edwards FGA from 24 yards out is GOOD
	3:40 Bruceton 3 BGA 3
	Pilkington takes kick from 11 to 24 yard line
1-10-BGA25	Turner nice hole off left tackle for six
2-4-31	Turner up middle for one
3-3-32	Turner on botched handoff gets one
4-2-33	Vick punts, Jamison loses a couple on return
1-10-B30	Longmire off left guard for three
2-7-33	Longmire picks small hole and gets four
3-3-37	Longmire nearly breaks it...stumbles down at BGA 47...16 yards
1-10-BGA 47	Robertson pass incomplete for Jameson
2-10-47	Longmire gets five as time runs out

HALFTIME: Bruceton 3 BGA 3

Third Quarter Action
BGA-Bruceton

Bruceton elects to receive... Vick's kick through end zone

1-10-B20	Longmire off right side for two
2-8-22	Longmire right...gets five...penalty is holding on Bruceton..10 yards
2-17-13	Waller reception from Robertson for 11 yards
3-6-24	Longmire off right tackle for five...just short
4-1-29	Robinson punter...right side of Bruceton line jumps offside
4-6-24	Punt to Campbell on 24, returns to 28...58 yard punt

1-10-BGA 28	Campbell inside stopped quickly
2-9-29	Campbell gets five on pitchout but flags fly..CLIPPING
2-25-13	Turner up middle with room...gets seven
3-18-20	Mertz pass to Turner...fine catch...gets 16
4-2-36	Vick punts..Jameson receives and is wrapped up after two yards

1-10-B36	Longmire up middle for one yard
2-9-37	Jameson end around (right side) for first down
1-10-B46	Longmire fine catch up middle from Robertson for 24 yards
1-10-BGA 30	Robinson up middle for four
2-6-26	Longmire works hard for five yards
3-1-21	Robinson gets first down and two yards to BGA 19
1-10-BGA 19	No room for Longmire on right side...no gain
2-10-19	Robertson incomplete for Jameson at 10 yard line
3-10-19	Longmire gets seven off left guard
4-3-BGA 12	28 yard FGA Eswards is good
	2:33 remaining Bruceton 6 BGA 3

Campbell returns Edwards kick from five to BGA 21

1-10-BGA 21	Turner rumbles for 21...face mask penalty adds 15 more yards
1-10-B43	Mertz incomplete, nearly intercepted by Wynn
2-10-B43	Turner up middle for four
3-6-39	Campbell hit in backfield and loses one
4-7-40	Vick punts,,Jameson returns to B26..flags..clipping on Bruceton

1-10-B8 Longmire up middle as time expires in quarter...gain of one

Bruceton 6 BGA 3

1A Championship Game Bruceton-BGA
Fourth quarter

2-9-B9	Bobbled snap...Longmire loses one yard
3-10-8	Longmire gets seven off right side
4-1-17	Robinson punter..partially blocked by Clayton Anderson

1-10-B36	Campbell loses one of right side
2-11-37	Turner bounces inside and gets three
3-8-34	Turner tackes pitch and gets three more
4-5-B30	Timeout BGA (wind at BGA back)
4-5-30	Mertz gets six on keeper first down
1-10-24	Mertz pass to Melin for eight yards..showed on on right boundry
2-2-16	Little roon up middle for Turner..measurement... first down
1-10-14	Turner gets four up middle
2-6-10	Campbell gets two inside
3-4-8	Campbell very close on second effort..measurement..first and goal
1-G-4	Botched play...Mertz hit for loss of three
2-G-7	Campbell gets the three back as tackles bounce off inside
3-G-3	Campbell cuts back, dives across goal line for touchdown
	VICK in for PAT....good
	4:40 remains BGA 10 Bruceton 3

Vick kicks off with wind through end zone on the fly

1-10-B20	Longmire bottled up, gets two up middle
2-8-22	Robertson sacked looking for receiver....loses one
3-9-21	Longmire gets two on delay draw
4-7-23	Robinson punter...BGA does not have man deep

1-10-BGA 36	Mertz on QB draw breaks wide open and runs to Bruceton 14
1-10-B14	Campbell has room off right side
2-5-8	Campbell up middle for four
3-1-4	Campbell stacked up...measurement...first down
1-G-4	1:04 remains...Campbell picks his way into endzone off left side
	Vick PAT is good after false stafrt backs upfive yards
	0:43 BGA 17 Bruceton 6

Vick kick taken at goal by Wynn and returned to 21

1-10-B21	Robertson pass intercepted by Troy Fleming at Bruceton 40
1-10-B49	Clock expires....BGA 17 Bruceton 6

official attendance is estimated 8,000

1994 Class 1A Football Playoffs

November 11 - December 9, 1994

First Round		Second Round		Quarterfinals		Semifinals		Championship		
Coalfield (9-1)	39									
Fri. Nov. 11 7:30 PM		Coalfield	21							
Copper Basin (5-5)	6			Coalfield	6					
		Fri. Nov. 18 7:30 PM								
Gordonsville (6-4)	0									
Fri. Nov. 11 7:30 PM		FRA	20							
FRA (7-3)	17					South Pittsburg	35			
				Fri. Nov. 25 7:30 PM						
DCA (9-1)	42									
Fri. Nov. 11 7:30 PM		DCA	10							
Celina (6-4)	15									
		Fri. Nov. 18 7:30 PM								
Unaka (5-5)	6			South Pittsburg	63					
Fri. Nov. 11 7:30 PM		South Pittsburg	32					South Pittsburg	14	
South Pittsburg (9-1)	54									
						Fri. Dec. 2 7:30 PM				
Trousdale Co. (8-1)	45									
Fri. Nov. 11 7:30 PM		Trousdale Co.	53							
Friendship Christian (7-3)	14			Trousdale Co.	41					
		Fri. Nov. 18 7:30 PM								
Knoxville Catholic (7-3)	3									
Fri. Nov. 11 7:30 PM		Lookout Valley	7							
Lookout Valley (6-4)	21									
				Fri. Nov. 25 7:30 PM						
Greenback (8-2)	21					Trousdale Co.	23			
Fri. Nov. 11 7:30 PM		Greenback	0							
Cloudland (6-4)	6									
		Fri. Nov. 18 7:30 PM								
Watertown (4-6)	6			BGA	28					
Fri. Nov. 11 7:30 PM		BGA	42							
BGA (9-1)	37									
								Fri. Dec. 9 3:30 PM Clinic Bowl @ Vanderbilt		**South Pittsburg** STATE CHAMPION
East Robertson (9-1)	27									
Fri. Nov. 11 7:30 PM		East Robertson	0							
Collinwood (5-5)	14			Lake Co.	27					
		Fri. Nov. 18 7:30 PM								
Lake Co. (8-2)	42									
Fri. Nov. 11 7:30 PM		Lake Co.	14							
St. Benedict (6-4)	3					Lake Co.	35			
				Fri. Nov. 25 7:30 PM						
Bishop Byrne (8-1)	21									
Fri. Nov. 11 7:30 PM		Bishop Byrne	19							
Dresden (5-5)	14									
		Fri. Nov. 18 7:30 PM								
Clarksville Academy (5-5)	8			Wayne Co.	12					
Fri. Nov. 11 7:30 PM		Wayne Co.	40							
Wayne Co. (8-2)	34									
						Fri. Dec. 2 7:30 PM				
Hollow Rock-Bruceton (10-0)	31									
Fri. Nov. 11 7:30 PM		Hollow Rock-Bruceton	14							
FACS (5-5)	0							Lake Co.	7	
				Hollow Rock-Bruceton	14					
		Fri. Nov. 18 7:30 PM								
Jo Byrns (8-2)	14									
Fri. Nov. 11 7:30 PM		Jo Byrns	12							
Cornersville (8-2)	6									
				Fri. Nov. 25 7:30 PM						
Moore Co. (8-2)	41					Hollow Rock-Bruceton	14			
Fri. Nov. 11 7:30 PM		Moore Co.	14							
McEwen (3-7)	7									
		Fri. Nov. 18 7:30 PM								
South Fulton (6-4)	13			Moore Co.	0					
Fri. Nov. 11 7:30 PM		USJ	0							
USJ (7-3)	14									

Notes:

1993 Class 1A Football Playoffs

November 12 - December 10, 1993

First Round	Second Round	Quarterfinals	Semifinals	Championship
Cloudland (9-1) vs. Bye (Fri. Nov. 12 7:30 PM)	Cloudland 8			
	Fri. Nov. 19 7:30 PM	Gordonsville 0		
Gordonsville (6-4) 32 vs. FRA (7-3) 24 (Fri. Nov. 12 7:30 PM)	Gordonsville 24			
		Fri. Nov. 26 7:30 PM	South Pittsburg 14	
DCA (8-2) 36 vs. Celina (7-3) 26 (Fri. Nov. 12 7:30 PM)	DCA 14			
	Fri. Nov. 19 7:30 PM	South Pittsburg 14		
Bye vs. South Pittsburg (9-1) (Fri. Nov. 12 7:30 PM)	South Pittsburg 28			
			Fri. Dec. 3 7:30 PM	Trousdale Co. 14
Trousdale Co. (8-1) vs. Bye (Fri. Nov. 12 7:30 PM)	Trousdale Co. 35			
	Fri. Nov. 19 7:30 PM	Trousdale Co. 15		
Coalfield (9-1) 21 vs. Charleston (8-2) 27 (Fri. Nov. 12 7:30 PM)	Charleston 6			
		Fri. Nov. 26 7:30 PM	Trousdale Co. 16	
Greenback (8-2) 59 vs. Oakdale (7-3) 20 (Fri. Nov. 12 7:30 PM)	Greenback 25			
	Fri. Nov. 19 7:30 PM	Greenback 14		
Bye vs. BGA (10-0) (Fri. Nov. 12 7:30 PM)	BGA 24			
				Fri. Dec. 10 3:30 PM, Clinic Bowl @ Vanderbilt: **Trousdale Co.** (STATE CHAMPION)
Jo Byrns (9-1) vs. Bye (Fri. Nov. 12 7:30 PM)	Jo Byrns 0			
	Fri. Nov. 19 7:30 PM	Lake Co. 6		
Lake Co. (5-5) 28 vs. FACS (6-3) 0 (Fri. Nov. 12 7:30 PM)	Lake Co. 26			
		Fri. Nov. 26 7:30 PM	USJ 3	
USJ (9-1) 28 vs. West Carroll (5-5) 3 (Fri. Nov. 12 7:30 PM)	USJ 21			
	Fri. Nov. 19 7:30 PM	USJ 18		
Bye vs. Moore Co. (10-0) (Fri. Nov. 12 7:30 PM)	Moore Co. 7			
			Fri. Dec. 3 7:30 PM	USJ 0
Hollow Rock-Bruceton (9-1) vs. Bye (Fri. Nov. 12 7:30 PM)	Hollow Rock-Bruceton 14			
	Fri. Nov. 19 7:30 PM	Hollow Rock-Bruceton 7		
East Robertson (6-4) 21 vs. Collinwood (7-3) 8 (Fri. Nov. 12 7:30 PM)	East Robertson 8			
		Fri. Nov. 26 7:30 PM	Hollow Rock-Bruceton 0	
Wayne Co. (7-3) 45 vs. Clarksville Academy (6-3) 0 (Fri. Nov. 12 7:30 PM)	Wayne Co. 7			
	Fri. Nov. 19 7:30 PM	St. Benedict 6		
Bye 0 vs. St. Benedict (10-0) 0 (Fri. Nov. 12 7:30 PM)	St. Benedict 21			

Notes:

1992 Class A Football Playoffs

November 13 - December 12, 1992

First Round		Second Round		Quarterfinals		Semifinals		Championship		
Cloudland (8-2)	14									
Fri. Nov. 13 7:30 PM		Cloudland	6							
Coalfield (8-2)	8			Greenback	28					
		Fri. Nov. 20 7:30 PM								
Greenback (6-4)	42									
Fri. Nov. 13 7:30 PM		Greenback	28							
South Pittsburg (5-5)	12					Greenback	12			
				Fri. Nov. 27 7:30 PM						
Friendship Christian (4-6)	7									
Fri. Nov. 13 7:30 PM		Friendship Christian	0							
Monterey (6-3)	6									
		Fri. Nov. 20 7:30 PM		Davidson Academy	0					
Davidson Academy (9-1)	33									
Fri. Nov. 13 7:30 PM		Davidson Academy	32					Oneida	13	
McEwen (6-4)	18									
						Fri. Dec. 4 7:30 PM				
East Robertson (9-0)	21									
Fri. Nov. 13 7:30 PM		East Robertson	0							
DCA (7-3)	0									
		Fri. Nov. 20 7:30 PM		Trousdale Co.	8					
Trousdale Co. (9-1)	37									
Fri. Nov. 13 7:30 PM		Trousdale Co.	20							
Celina (4-6)	7									
				Fri. Nov. 27 7:30 PM						
Copper Basin (8-2)	11					Oneida	17			
OT										
Fri. Nov. 13 7:30 PM		Copper Basin	0							
Midway (3-7)	8									
		Fri. Nov. 20 7:30 PM		Oneida	17					
Oneida (9-1)	55									
Fri. Nov. 13 7:30 PM		Oneida	44							
North Greene (4-4)	7									
								Sat. Dec. 12 12 PM Clinci Bowl @ Vanderbilt		**Oneida** STATE CHAMPION
Moore Co. (9-1)	28									
Fri. Nov. 13 7:30 PM		Moore Co.	28							
Collinwood (5-5)	27			Spring Hill	28					
		2 OT Fri. Nov. 20 7:30 PM								
Spring Hill (9-1)	39									
Fri. Nov. 13 7:30 PM		Spring Hill	30							
Richland (3-6)	0					Spring Hill	14			
				Fri. Nov. 27 7:30 PM						
Dresden (9-1)	30									
Fri. Nov. 13 7:30 PM		Dresden	6							
Lake Co. (5-4)	18									
		Fri. Nov. 20 7:30 PM		USJ	0					
USJ (9-4)	28									
Fri. Nov. 13 7:30 PM		USJ	20							
St. Benedict (7-2)	6									
						Fri. Dec. 4 7:30 PM				
FACS (8-1)	55									
Fri. Nov. 13 7:30 PM		FACS	6					BGA	10	
Jackson Christian (3-6)	34									
		Fri. Nov. 20 7:30 PM		Hollow Rock-Bruceton	7					
Peabody (5-4)	28									
Fri. Nov. 13 7:30 PM		Hollow Rock-Bruceton	41							
Hollow Rock-Bruceton (8-2)	31									
				Fri. Nov. 27 7:30 PM						
Forrest (6-4)	7					BGA	17			
Fri. Nov. 13 7:30 PM		Forrest	0							
Mt. Pleasant (6-4)	6									
		Fri. Nov. 20 7:30 PM		BGA	12					
BGA (10-0)	56									
Fri. Nov. 13 7:30 PM		BGA	21							
Huntland (5-5)	12									

Notes:

CLINIC BOWL

TENNESSEE HIGH SCHOOL FOOTBALL CHAMPIONSHIPS

CLASS A

Championship 12:00 NOON

Saturday, December 12, 1992

Dudley Field Vanderbilt University Stadium

ONEIDA vs. BGA

SCORE: ONEIDA 13 BGA 10

FINAL RECORDS: ONEIDA 14-1

BGA 14-1

MVP: ONEIDA - STAN PENNINGTON - MOST VALUABLE BACK

DOUG PIKE - MOST VALUABLE LINEMAN

ATTENDANCE: 10,500

TEAMS	1	2	3	4	TOTAL
ONEIDA	0	7	6	0	13
BATTLE GROUND ACADEMY	10	0	0	0	10

—SCORING SUMMARY—

TEAM SCORING	PLAYER SCORING AND HOW	QUARTER	EXTRA PT.	TIME REMAINING	KEY PLAY IN DRIVE—	SCORE NOW
BGA	BOB FREEMAN 3 YARD RUN	1	WILL SWEENEY KICK	7:11	12 PLAYS 80 YARDS	7-0
BGA	WILL SWEENEY 38 YARD FG	1		5:11	4 PLAYS 20 YARDS	10-0
ONEIDA	MARK MARTIN 12 PASS FROM STAN PENNINGTON	2	BYRON BILLINGSLEY KICK	:26	3 PLAYS 14 YARDS	7-10
ONEIDA	DOUG PIKE 10 PASS FROM PENNINGTON	3	KICK BLKD	6:37	11 PLAYS 70 YARDS	13-10

NCAA QUICKIE STATISTICS

First Quarter | Half | Third Quarter | Final

(Circle One)

TEAM

	Oneida Visitors	BGA Home
Score	13	10
First Downs	12	12
Rushes—Yardage (Net)	38—153	28—94
Passing Yardage (Net)	39	129
Rushing—Yardage Lost	-21	-16
*Return Yardage (Net)	38	28
Passes—Att.-Comp.-Int.	9—6	21—12-2
Total Offense—Yards	192	223
Punts (Number-Average)	5—37.6	3—34.3
Fumbles—Lost	2—1	1—1
Penalties—Yards	3—27	2—20
Possession Time	24:47	23:13

*Return of Punts, Intercepted Passes and Fumbles (not kickoffs).

INDIVIDUAL LEADERS

Oneida Visitors

Rushing	Att.	Net Yards	TD	Long
Scott Owens	13	60	0	11
Doug Pike	9	32	0	10
Stan Pennington	11	31	0	26

Passing	Att.-Comp.-Int.	Yds.	TD	Sacks
Stan Pennington	9-6-0	39	2	1

Pass Receiving	No.	Yards	TD	Long
Mark Martin	1	12	1	12
Phil Meredith	1	12	0	12
Doug Pike	1	10	1	10

Punting	No.	Avg.	Long
Scott Owens	5	37.6	44

BGA Home

Rushing	Att.	Net Yards	TD	Long
Jason Dunnavant	12	51	0	13
Bob Freeman	16	43	1	23

Passing	Att.-Comp.-Int.	Yds.	TD	Sacks
Matt McAfee	20-12-2	129	0	0
Bob Freeman	1-0-0	0	0	0

Pass Receiving	No.	Yards	TD	Long
Jason Dunnavant	7	77	0	32
O.J. Fleming	4	45	0	26
Craige Hoover	1	7	0	7

Punting	No.	Avg.	Long
Matt McAfee	3	34.3	44

Copyright 1984 National Collegiate Athletic Association

NCAA QUICKIE STATISTICS

First Quarter | (Half) | Third Quarter | Final

(Circle One)

TEAM

	Oneida Visitors	BGA Home
Score	7	10
First Downs	3	6
Rushes—Yardage (Net)	15—24	17—61
Passing Yardage (Net)	17	27
Rushing—Yardage Lost	-15	-6
*Return Yardage (Net)	38	28
Passes—Att.-Comp.-Int.	7—4	11—5-1
Total Offense—Yards	41	88
Punts (Number-Average)	3—38.3	2—29.5
Fumbles—Lost	2—1	0—0
Penalties—Yards	2—10	1—5
Possession Time	10:40	13:20

*Return of Punts, Intercepted Passes and Fumbles (not kickoffs).

INDIVIDUAL LEADERS

Oneida — Visitors

Rushing	Att.	Net Yards	TD	Long
Scott Owens	4	18	0	7
Doug Pike	6	15	0	5

Passing	Att.-Comp.-Int.	Yds.	TD	Sacks
Stan Pennington	7-4-0	17	1	1

Pass Receiving	No.	Yards	TD	Long
Mark Martin	1	12	1	12
Jeremy Thompson	1	7	0	7

Punting	No.	Avg.	Long
Scott Owens	3	38.3	40

BGA — Home

Rushing	Att.	Net Yards	TD	Long
Jason Dunnavant	9	43	0	13
Bob Freeman	8	18	1	15

Passing	Att.-Comp.-Int.	Yds.	TD	Sacks
Matt McAfee	11-5-1	27	0	0

Pass Receiving	No.	Yards	TD	Long
Jason Dunnavant	3	2	0	13
O.J. Fleming	2	25	0	26

Punting	No.	Avg.	Long
Matt McAfee	2	29.5	39

Copyright 1984 National Collegiate Athletic Association

Defensive Statistics

ONEIDA

TOTALS

PLAYER	NO.	TACKLES	ASSISTS	INT.	FUMBLE RECOVERY	QB SACKS	OTHER	T	A	INT	FR	SACK	O
Culley Phillips	40	II	II					2	2				
David Payne	63	I	II					1	2				
Patrick Chitwood	61	II	II					2	2				
Robbie West	74	~~IIII~~						5	0				
Scott Owens	47	~~IIII~~ II	I					7	1				
Doug Pike	32	~~IIII~~ II	II		I			7	2		1		
Daniel King	44	~~IIII~~ I	IIII					6	4				
Jason Pike	23	II	II					2	2				
Josh Thompson	25	II	I	1-0				2	1	1-0			
Mark Martin	22	I						1					
Byron Billingsley	20	IIII	I	1-38				4	1	1-38			
Ted Carson	71		I						1				
Tim Rosenbaum	57	II						2					
Jude Jeffers	53	I	I					1	1				
Jay Seals	10	II						2					

Defensive Statistics

BGA

TOTALS

PLAYER	NO.	TACKLES	ASSISTS	INT.	FUMBLE RECOVERY	QB SACKS	OTHER	T	A	INT	FR	SACK	O
Jeff Goodwin	67	III						3					
Les Whitley	77	III	III		I			3	3		I		
Jay Judkins	51	~~IIII~~ II	III			1/2		7	3			1/2	
Craige ~~Greg~~ Hoover	81	~~IIII~~	III					5	3				
Bob Freeman	44	II	I					2	I				
Jason Dunnavant	42	~~IIII~~ II					Blk. Exp	7					Blk Exp
Eran Miller	48	IIII	I					4	I				
Scott Perkinson	86	IIII	I			1/2		4	I			1/2	
Eric Campbell	32	I						I					
Will Sweeney	I		I						I				
O.J. Fleming	88	~~IIII~~ II	II					7	2				
Lamont Turner	55	I	I					I	I				
Aaron Anderson	4		I						I				

1991 Class A Football Playoffs

November 15 - December 14, 1991

First Round		Second Round		Quarterfinals		Semifinals		Championship		
Cloudland (10-0)	6									
Fri. Nov. 15 7:30 PM		Oneida	7							
Oneida (9-1)	28			Greenback	6					
		OT Fri. Nov. 22 7:30 PM								
South Pittsburg (5-5)	8									
Fri. Nov. 15 7:30 PM		Greenback	13							
Greenback (8-2)	35					FRA	24			
				Fri. Nov. 29 7:30 PM						
Celina (6-4)	27									
Fri. Nov. 15 7:30 PM		Celina	6							
Friendship Christian (5-5)	21									
		Fri. Nov. 22 7:30 PM								
FRA (8-2)	42			FRA	8					
Fri. Nov. 15 7:30 PM		FRA	43					FRA	27	
McEwen (6-4)	0									
						Fri. Dec. 6 7:30 PM				
East Robertson (9-0)	28									
Fri. Nov. 15 7:30 PM		East Robertson	6							
Davidson Academy (7-3)	20			Trousdale Co.	7					
		Fri. Nov. 22 7:30 PM								
Trousdale Co. (8-2)	42									
Fri. Nov. 15 7:30 PM		Trousdale Co.	10							
Monterey (9-1)	0									
				Fri. Nov. 29 7:30 PM						
Whitwell (8-2)	47					Whitwell	7			
Fri. Nov. 15 7:30 PM		Whitwell	21							
Midway (4-6)	12									
		Fri. Nov. 22 7:30 PM		Whitwell	28					
Coalfield (8-2)	35									
Fri. Nov. 15 7:30 PM		Coalfield	0							
Unaka (7-3)	14							Sat. Dec. 14 12 PM Clinci Bowl @ Vanderbilt		**FRA** STATE CHAMPION
Moore Co. (10-0)	54									
Fri. Nov. 15 7:30 PM		Moore Co.	28							
Collinwood (4-6)	6			Moore Co.	11					
		Fri. Nov. 22 7:30 PM								
BGA (8-2)	3									
Fri. Nov. 15 7:30 PM		Forrest	0							
Forrest (4-6)	6					Hollow Rock-Bruceton	7			
				Fri. Nov. 29 7:30 PM						
Hollow Rock-Bruceton (6-4)	9									
Fri. Nov. 15 7:30 PM		Hollow Rock-Bruceton	17							
Lake Co. (7-3)	6									
		Fri. Nov. 22 7:30 PM		Hollow Rock-Bruceton	42					
Adamsville (8-2)	15									
Fri. Nov. 15 7:30 PM		Adamsville	6							
FACS (8-2)	7									
						Fri. Dec. 6 7:30 PM				
Bishop Byrne (5-5)	14									
Fri. Nov. 15 7:30 PM		USJ	6							
USJ (8-2)	32							Peabody	8	
				Peabody	14					
		Fri. Nov. 22 7:30 PM								
Peabody (7-1)	26									
Fri. Nov. 15 7:30 PM		Peabody	28							
Dresden (6-4)	0									
				Fri. Nov. 29 7:30 PM						
Huntland (7-3)	0									
Fri. Nov. 15 7:30 PM		Mt. Pleasant	28							
Mt. Pleasant (8-2)	29					Peabody	28			
		Fri. Nov. 22 7:30 PM								
Spring Hill (8-2)	46			Mt. Pleasant	13					
Fri. Nov. 15 7:30 PM		Spring Hill	20							
Cascade (5-4)	8									

Notes:

1985 Class AA Football Playoffs

November 8 - December 7, 1985

First Round		Second Round		Quarterfinals		Semifinals		Championship		
Seymour (8-2)	7									
Fri. Nov. 8 7:30 PM		Happy Valley	29							
Happy Valley (9-1)	10			Austin-East	41					
		Fri. Nov. 15 7:30 PM								
Roane Co. (4-6)	14									
Fri. Nov. 8 7:30 PM		Austin-East	50							
Austin-East (9-1)	48					Austin-East	34			
				Fri. Nov. 22 7:30 PM						
Chattanooga Central (4-6)	17									
Fri. Nov. 8 7:30 PM		Chattanooga Central	14							
Lenoir City (9-1)	0									
		Fri. Nov. 15 7:30 PM								
DeKalb Co. (8-2)	0			Marion Co.	22			Austin-East	19	
Fri. Nov. 8 7:30 PM		Marion Co.	34							
Marion Co. (9-1)	40									
						Fri. Nov. 29 7:30 PM				
Unicoi Co. (8-2)	28									
Fri. Nov. 8 7:30 PM		Unicoi Co.	10							
Gatlinburg-Pittman (10-0)	21			Unicoi Co.	7					
		Fri. Nov. 15 7:30 PM								
Knoxville Rule (8-2)	12									
Fri. Nov. 8 7:30 PM		Knoxville Rule	7							
Anderson Co. (8-2)	0									
				Fri. Nov. 22 7:30 PM						
Sweetwater (9-1)	6					Smith Co.	0			
Fri. Nov. 8 7:30 PM		Polk Co.	18							
Polk Co. (9-1)	21									
		Fri. Nov. 15 7:30 PM		Smith Co.	14					
Sequatchie Co. (6-4)	0									
Fri. Nov. 8 7:30 PM		Smith Co.	20							
Smith Co. (8-2)	18									
								Sat. Dec. 7 3:30 PM Clinic Bowl @ Vanderbilt		**MUS** STATE CHAMPION
Goodlettsville (5-5)	0									
Fri. Nov. 8 7:30 PM		Marshall Co.	14							
Marshall Co. (10-0)	12			Marshall Co.	7					
		Fri. Nov. 15 7:30 PM								
Waverly (7-3)	27									
Fri. Nov. 8 7:30 PM		Brentwood Academy	10							
Brentwood Academy (7-2)	48					MUS	31			
				Fri. Nov. 22 7:30 PM						
J. South Side (8-2)	7									
Fri. Nov. 8 7:30 PM		Milan	7							
Milan (9-0)	34									
		Fri. Nov. 15 7:30 PM		MUS	14					
Ridgeway (9-1)	7									
Fri. Nov. 8 7:30 PM		MUS	41							
MUS (8-1)	28									
						Fri. Nov. 29 7:30 PM				
BGA (7-3)	12									
Fri. Nov. 8 7:30 PM		BGA	21					MUS	21	
White House (7-3)	6			Goodpasture	21					
		Fri. Nov. 15 7:30 PM								
Goodpasture (8-2)	42									
Fri. Nov. 8 7:30 PM		Goodpasture	49							
Fairview (8-2)	22									
				Fri. Nov. 22 7:30 PM						
Obion Co. (6-4)	16					Goodpasture	29			
Fri. Nov. 8 7:30 PM		Lexington	7							
Lexington (5-5)	26									
		Fri. Nov. 15 7:30 PM		Trezevant	0					
ECS (8-2)	20									
Fri. Nov. 8 7:30 PM		Trezevant	35							
Trezevant (10-0)	21									

Notes: