Austin-East High School
Boys' Basketball
Knoxville, TN

POSTSEASON HISTORY REPORT

GENERATED MAY 3, 2024

Summary

Championship Record: 27-20
Appearances (23): 2024, 2019, 2008, 2007, 2005, 2002, 2001, 2000, 1999, 1998, 1997, 1995, 1994, 1989, 1987, 1986, 1985, 1984, 1982, 1981, 1980, 1977, 1969
Finals Appearances/Runners-up (8): 1977, 1982, 1985, 1986, 1987, 1999, 2000, 2001
Championships (3): 1987, 1985, 1977

Finals Appearances

Year	Class	Award	Detail
1977	Class AAA	Team Champions	(34-2)
1982	Class AAA	Team Runner-Up	
1985	Class AA	Team Champions	(33-1)
1986	Class AA	Team Runner-Up	
1987	Class AA	Team Champions	(28-3)
1999	Class AA	Team Runner-Up	(34-4)
2000	Class AA	Team Runner-Up	(34-3)
2001	Class AA	Team Runner-Up	

Awards

Year	Award	Name	Class
1977	Most Valuable Player	Elston Turner	Class AAA
1982	Most Valuable Player	Rob Jones	Class AAA
1985	Most Valuable Player	Leroy Thompson	Class AA
1987	Most Valuable Player	Bethel Hendrick	Class AA

2024 Class 2A State Boys' Basketball Tournament

March 13 - March 16, 2024 · MTSU - Murphy Center

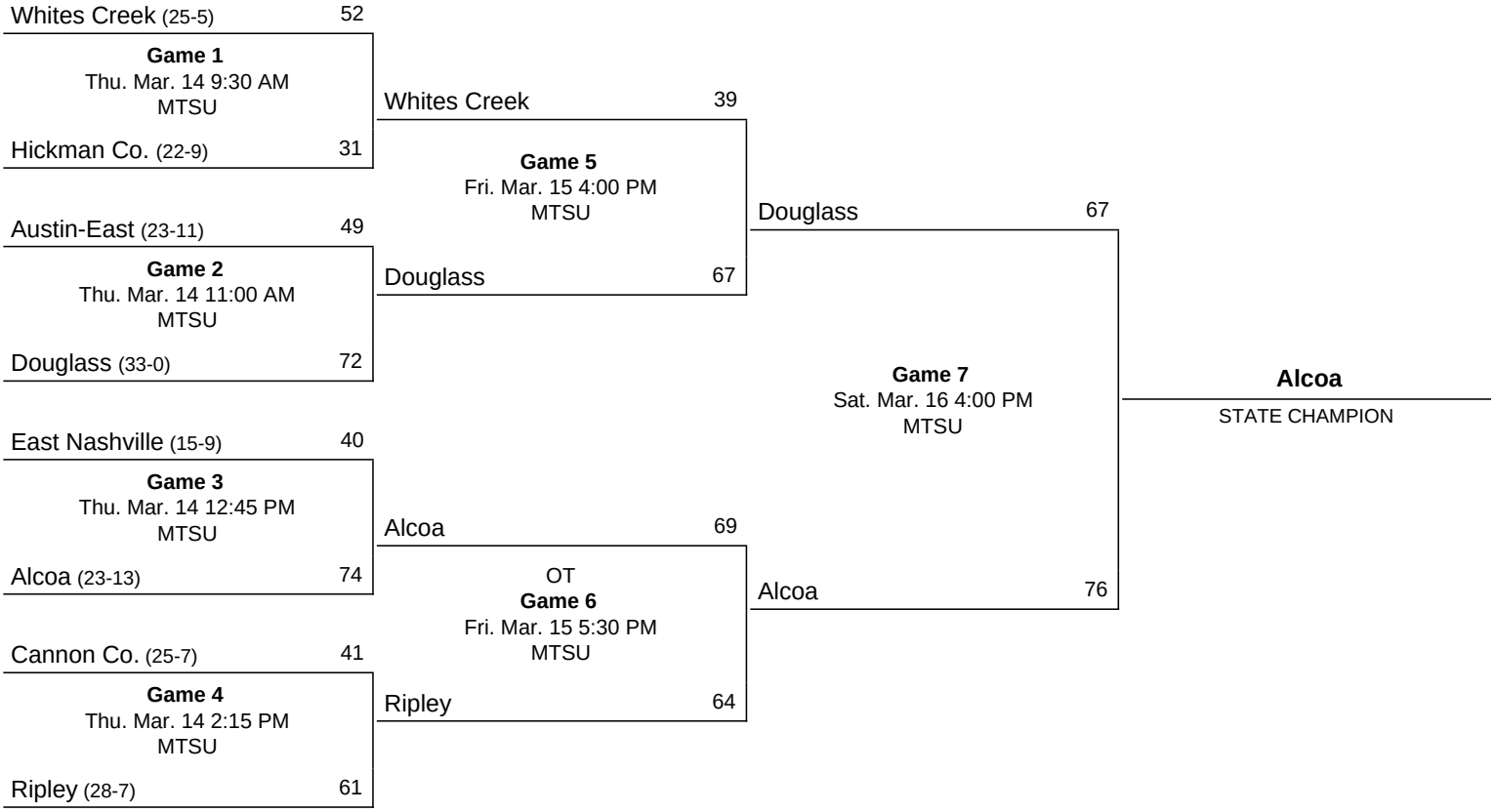

Official Basketball Box Score -- Game Totals -- Final Statistics

Frederick Douglass vs Austin-East

3/14/24 11:00AM at Murphy Center (Murfreesboro, TN)

Frederick Douglass 72 • 34-0

##	Player		Total FG-FGA	3-Ptr FG-FGA	FT-FTA	Rebounds Off	Def	Tot	PF	TP	A	TO	Blk	Stl	Min
00	Johnson, Demario	*	3-11	0-2	5-8	0	2	2	1	11	3	3	0	2	32
01	Butler, Taquez	*	3-6	0-1	7-8	1	3	4	3	13	2	6	0	0	23
03	Chandler, Marjavis	*	6-7	1-1	2-2	0	1	1	4	15	0	1	0	1	21
10	Brittman, Jarmon	*	9-13	0-0	2-6	3	5	8	4	20	1	1	1	3	25
11	Holly, Terrence	*	1-2	0-0	0-0	0	0	0	4	2	1	3	0	2	10
02	Garner, Blake		2-8	0-0	2-3	6	2	8	1	6	1	4	1	1	18
04	Thompson, Joshua		2-4	0-1	1-2	1	3	4	4	5	1	4	3	1	19
05	Boyd, Makel		0-0	0-0	0-0	0	0	0	0	0	0	1	0	1	1
23	Collins, Kavion		0-0	0-0	0-0	1	0	1	0	0	0	0	0	0	0
24	Ingram, Tylan		0-0	0-0	0-0	1	1	2	2	0	1	0	0	0	11
	Team					2	0	2							
	Totals		26-51	1-5	19-29	15	17	32	23	72	10	23	5	11	160

	1st	2nd	3rd	4th	Game	Deadball Rebounds
FG %:	9-12 75.0%	6-16 37.5%	2-7 28.6%	9-16 56.3%	26-51 51.0%	
3FG %:	0-0 0.0%	0-3 0.0%	0-1 0.0%	1-1 100.0%	1-5 20.0%	
FT %:	5-9 55.6%	0-0 0.0%	8-12 66.7%	6-8 75.0%	19-29 65.5%	4

Austin-East 49 • 23-12

##	Player		Total FG-FGA	3-Ptr FG-FGA	FT-FTA	Rebounds Off	Def	Tot	PF	TP	A	TO	Blk	Stl	Min
03	Cherry, Condis	*	6-17	3-8	1-2	1	1	2	4	16	0	7	0	1	28
05	Cherry, Christopher	*	5-12	2-6	2-3	4	0	4	4	14	2	7	0	3	32
12	Allen, DeMarcus	*	2-8	0-2	1-2	4	3	7	4	5	0	4	1	0	26
22	Hundley, D'Andre	*	0-2	0-0	0-2	6	0	6	4	0	0	1	0	3	12
23	Young, Jaxon	*	0-1	0-0	6-8	3	7	10	3	6	2	2	0	2	22
01	Brown, Terrance		0-2	0-0	0-0	0	0	0	0	0	0	0	0	0	0+
04	Johnson, Demarcus		1-7	1-7	0-0	0	0	0	3	3	0	5	0	3	15
10	Bogus, Jakaylon		0-2	0-2	0-0	1	0	1	1	0	0	1	0	0	3
11	Pruitt, Justin		1-3	0-1	1-2	2	0	2	2	3	1	0	0	0	6
15	Troutman, Juwaan		1-3	0-0	0-0	3	5	8	4	2	0	2	2	0	16
	Team					1	0	1							
	Totals		16-57	6-26	11-19	25	16	41	29	49	5	29	3	12	160

	1st	2nd	3rd	4th	Game	Deadball Rebounds
FG %:	4-11 36.4%	2-10 20.0%	8-21 38.1%	2-15 13.3%	16-57 28.1%	
3FG %:	2-6 33.3%	1-6 16.7%	2-6 33.3%	1-8 12.5%	6-26 23.1%	
FT %:	3-4 75.0%	2-4 50.0%	4-5 80.0%	2-6 33.3%	11-19 57.9%	7

Officials:
Technical fouls: Frederick Douglass-None. Austin-East-None.
Attendance:

Score by periods	1st	2nd	3rd	4th	Total
Frederick Douglass	23	12	12	25	72
Austin-East	13	7	22	7	49

Points	In Paint	Off T/O	2nd Chance	Fast Break	Bench
DOUGLA	48	23	16	15	11
AE	20	12	17	4	8

Last FG - DOUGLASS 4th-00:37, AE 4th-00:30.
Largest lead - DOUGLASS by 23 4th-00:37, AE None.
DOUGLASS led for 30:23. AE led for 00:00. Game was tied for 01:37.

Score tied - 2 times.
Lead changed - 0 times.

Frederick Douglass vs Austin-East

3/14/24 11:00AM at Murphy Center (Murfreesboro, TN)

1st PERIOD Play-by-Play (Page 1)

HOME TEAM: Austin-East	Time	Score	Margin	VISITORS: Frederick Douglass
FOUL by Cherry, Christopher (P1T1)	07:51			
TURNOVR by Cherry, Christopher	07:51			
BLOCK by Allen, DeMarcus	07:39			MISSED LAYUP by Johnson, Demario
	07:39			REBOUND (OFF) by (TEAM)
	07:23	0-2	V 2	GOOD! LAYUP by Brittman, Jarmon [PNT]
	07:23			ASSIST by Holly, Terrence
FOUL by Hundley, D'Andre (P1T2)	07:23			MISSED FT SHOT by Brittman, Jarmon
REBOUND (DEF) by Young, Jaxon	07:23			
GOOD! LAYUP by Cherry, Condis [FB/PNT]	07:12	2-2	T 1	
FOUL by Allen, DeMarcus (P1T3)	06:56			
REBOUND (DEF) by Young, Jaxon	06:42			MISSED LAYUP by Holly, Terrence
MISSED LAYUP by Allen, DeMarcus	06:35			REBOUND (DEF) by Johnson, Demario
	06:28	2-4	V 2	GOOD! JUMPER by Chandler, Marjavis [PNT]
GOOD! FT SHOT by Young, Jaxon	06:11	3-4	V 1	FOUL by Brittman, Jarmon (P1T1)
GOOD! FT SHOT by Young, Jaxon	06:11	4-4	T 2	
SUB IN : Troutman, Juwaan	06:11			
SUB OUT: Hundley, D'Andre	06:11			
	05:55	4-6	V 2	GOOD! JUMPER by Butler, Taquez
TURNOVR by Cherry, Condis	05:47			
	05:31			TURNOVR by Butler, Taquez
MISSED LAYUP by Troutman, Juwaan	05:22			BLOCK by Brittman, Jarmon
REBOUND (OFF) by Cherry, Christopher	05:20			
TURNOVR by Cherry, Christopher	05:19			
	05:08			TURNOVR by Brittman, Jarmon
STEAL by Young, Jaxon	05:07			
TURNOVR by Cherry, Christopher	05:00			STEAL by Brittman, Jarmon
SUB IN : Johnson, Demarcus	05:00			
SUB OUT: Allen, DeMarcus	05:00			
BLOCK by Troutman, Juwaan	04:40			MISSED LAYUP by Brittman, Jarmon
REBOUND (DEF) by Young, Jaxon	04:38			
	04:28			FOUL by Chandler, Marjavis (P1T2)
SUB IN : Pruitt, Justin	04:28			
SUB OUT: Young, Jaxon	04:28			
MISSED 3 PTR by Pruitt, Justin	04:16			
REBOUND (OFF) by Cherry, Condis	04:16			
MISSED LAYUP by Brown, Terrance	04:11			
REBOUND (OFF) by Pruitt, Justin	04:11			
	04:06	4-8	V 4	GOOD! JUMPER by Holly, Terrence [PNT]
MISSED 3 PTR by Cherry, Condis	03:55			REBOUND (DEF) by Brittman, Jarmon
FOUL by Troutman, Juwaan (P1T4)	03:55			
FOUL by Cherry, Condis (P1T5)	03:55			
	03:54	4-9	V 5	GOOD! FT SHOT by Johnson, Demario
	03:54	4-10	V 6	GOOD! FT SHOT by Johnson, Demario
	03:54			SUB IN : Thompson, Joshua
	03:54			SUB OUT: Holly, Terrence
GOOD! 3 PTR by Johnson, Demarcus	03:36	7-10	V 3	
	03:32	7-12	V 5	GOOD! LAYUP by Butler, Taquez [FB/PNT]
TURNOVR by Cherry, Christopher	03:26			
	03:24	7-14	V 7	GOOD! LAYUP by Johnson, Demario [PNT]
TIMEOUT 30sec	03:20			
MISSED 3 PTR by Cherry, Condis	03:13			
REBOUND (OFF) by Troutman, Juwaan	03:13			
MISSED 3 PTR by Johnson, Demarcus	03:02			
REBOUND (OFF) by Troutman, Juwaan	03:02			
GOOD! 3 PTR by Cherry, Condis	02:56	10-14	V 4	
ASSIST by Pruitt, Justin	02:56			
FOUL by Pruitt, Justin (P1T6)	02:43	10-15	V 5	GOOD! FT SHOT by Butler, Taquez
	02:43	10-16	V 6	GOOD! FT SHOT by Butler, Taquez
	02:39			FOUL by Chandler, Marjavis (P2T3)
	02:39			SUB IN : Ingram, Tylan
	02:39			SUB OUT: Chandler, Marjavis
	02:27			FOUL by Butler, Taquez (P1T4)

Frederick Douglass vs Austin-East

3/14/24 11:00AM at Murphy Center (Murfreesboro, TN)

1st PERIOD Play-by-Play (Page 2)

HOME TEAM: Austin-East	Time	Score	Margin	VISITORS: Frederick Douglass
SUB IN : Allen, DeMarcus	02:27			
SUB OUT: Pruitt, Justin	02:27			
TURNOVR by Allen, DeMarcus	02:25			
	02:23			STEAL by Johnson, Demario
	02:22	10-18	V 8	GOOD! LAYUP by Johnson, Demario [FB/PN
	02:17			FOUL by Ingram, Tylan (P1T5)
GOOD! JUMPER by Cherry, Christopher [PN	02:09	12-18	V 6	
FOUL by Cherry, Christopher (P2T7)	01:23	12-19	V 7	GOOD! FT SHOT by Butler, Taquez
REBOUND (DEF) by Troutman, Juwaan	01:23			MISSED FT SHOT by Butler, Taquez
MISSED FT SHOT by Allen, DeMarcus	01:09			FOUL by Butler, Taquez (P2T6)
REBOUND (OFF) by (DEADBALL)	01:09			
GOOD! FT SHOT by Allen, DeMarcus	01:09	13-19	V 6	
	01:09			SUB IN : Garner, Blake
	01:09			SUB OUT: Butler, Taquez
	01:04			TURNOVR by Johnson, Demario
STEAL by Johnson, Demarcus	01:03			
TURNOVR by Johnson, Demarcus	00:59			
	00:40	13-21	V 8	GOOD! LAYUP by Garner, Blake [PNT]
	00:40			ASSIST by Johnson, Demario
TURNOVR by Cherry, Condis	00:29			
	00:28			STEAL by Johnson, Demario
FOUL by Cherry, Condis (P2T8)	00:27			MISSED FT SHOT by Johnson, Demario
	00:27			REBOUND (OFF) by (DEADBALL)
REBOUND (DEF) by Allen, DeMarcus	00:27			MISSED FT SHOT by Johnson, Demario
FOUL by Allen, DeMarcus (P2T9)	00:15			
TURNOVR by Allen, DeMarcus	00:15			
SUB IN : Brown, Terrance	00:15			SUB IN : Holly, Terrence
SUB OUT: Cherry, Condis	00:15			SUB OUT: Brittman, Jarmon
	00:07	13-23	V 10	GOOD! JUMPER by Johnson, Demario [PNT]

Frederick Douglass 23, Austin-East 13

1st period-only	In Paint	Off T/O	2nd Chance	Fast Break	Bench	
Frederick Douglass	16	10	2	4	2	Score tied - 2 times.
Austin-East	4	0	3	2	3	Lead changed - 0 times.

Frederick Douglass vs Austin-East

3/14/24 11:00AM at Murphy Center (Murfreesboro, TN)

2nd PERIOD Play-by-Play (Page 1)

HOME TEAM: Austin-East	Time	Score	Margin	VISITORS: Frederick Douglass
SUB IN : Troutman, Juwaan	08:00			SUB IN : Ingram, Tylan
SUB OUT: Hundley, D'Andre	08:00			SUB IN : Garner, Blake
	08:00			SUB IN : Thompson, Joshua
	08:00			SUB OUT: Chandler, Marjavis
	08:00			SUB OUT: Brittman, Jarmon
	08:00			SUB OUT: Butler, Taquez
	07:51			TURNOVR by Garner, Blake
STEAL by Cherry, Christopher	07:49			
TURNOVR by Cherry, Condis	07:43			
STEAL by Young, Jaxon	07:28			TURNOVR by Garner, Blake
	07:22			FOUL by Holly, Terrence (P1T7)
SUB IN : Hundley, D'Andre	07:22			
SUB OUT: Troutman, Juwaan	07:22			
MISSED 3 PTR by Allen, DeMarcus	07:13			
REBOUND (OFF) by Hundley, D'Andre	07:13			
MISSED JUMPER by Cherry, Condis	07:08			
REBOUND (OFF) by Hundley, D'Andre	07:08			
	07:05			FOUL by Thompson, Joshua (P1T8)
TURNOVR by Cherry, Condis	07:03			
	06:31			TURNOVR by Thompson, Joshua
STEAL by Hundley, D'Andre	06:30			
MISSED JUMPER by Cherry, Christopher	06:22			
REBOUND (OFF) by Cherry, Christopher	06:22			
GOOD! JUMPER by Cherry, Christopher [PN	06:20	15-23	V 8	
STEAL by Cherry, Christopher	05:58			TURNOVR by Garner, Blake
	05:58			FOUL by Thompson, Joshua (P2T9)
	05:58			SUB IN : Brittman, Jarmon
	05:58			SUB OUT: Thompson, Joshua
TURNOVR by Cherry, Condis	05:39			
	05:38			STEAL by Holly, Terrence
	05:35			FOUL by Holly, Terrence (P2T10)
	05:35			TURNOVR by Holly, Terrence
SUB IN : Bogus, Jakaylon	05:35			
SUB OUT: Cherry, Condis	05:35			
FOUL by Hundley, D'Andre (P2T10)	05:25			
TURNOVR by Hundley, D'Andre	05:25			
	05:06	15-25	V 10	GOOD! JUMPER by Brittman, Jarmon [PNT]
	05:06			ASSIST by Ingram, Tylan
SUB IN : Troutman, Juwaan	05:00			
SUB OUT: Hundley, D'Andre	05:00			
MISSED FT SHOT by Cherry, Christopher	04:56			FOUL by Ingram, Tylan (P2T11)
REBOUND (OFF) by (DEADBALL)	04:56			
GOOD! FT SHOT by Cherry, Christopher	04:56	16-25	V 9	
	04:46	16-27	V 11	GOOD! LAYUP by Brittman, Jarmon [PNT]
	04:46			ASSIST by Johnson, Demario
TURNOVR by Bogus, Jakaylon	04:31			
	04:30			STEAL by Holly, Terrence
REBOUND (DEF) by Troutman, Juwaan	04:18			MISSED JUMPER by Brittman, Jarmon
TURNOVR by Troutman, Juwaan	04:09			
SUB IN : Johnson, Demarcus	04:06			
SUB OUT: Bogus, Jakaylon	04:06			
FOUL by Johnson, Demarcus (P1T11)	04:00			
	03:46			FOUL by Holly, Terrence (P3T12)
	03:46			TURNOVR by Holly, Terrence
MISSED 3 PTR by Johnson, Demarcus	03:35			BLOCK by Garner, Blake
REBOUND (OFF) by Young, Jaxon	03:33			
MISSED FT SHOT by Young, Jaxon	03:33			FOUL by Brittman, Jarmon (P2T13)
REBOUND (OFF) by (DEADBALL)	03:33			
GOOD! FT SHOT by Young, Jaxon	03:33	17-27	V 10	
	03:33			SUB IN : Thompson, Joshua
	03:33			SUB OUT: Holly, Terrence
	03:13			MISSED JUMPER by Johnson, Demario

Frederick Douglass vs Austin-East

3/14/24 11:00AM at Murphy Center (Murfreesboro, TN)

2nd PERIOD Play-by-Play (Page 2)

HOME TEAM: Austin-East	Time	Score	Margin	VISITORS: Frederick Douglass
REBOUND (DEF) by Young, Jaxon	03:13			
TURNOVR by Young, Jaxon	03:09			
	03:09			TIMEOUT 30sec
	03:01			MISSED LAYUP by Johnson, Demario
	03:01			REBOUND (OFF) by (TEAM)
	02:56			MISSED JUMPER by Garner, Blake
	02:56			REBOUND (OFF) by Garner, Blake
	02:51			TURNOVR by Thompson, Joshua
GOOD! 3 PTR by Cherry, Christopher	02:32	20-27	V 7	
ASSIST by Young, Jaxon	02:32			
	02:07			MISSED 3 PTR by Johnson, Demario
	02:07			REBOUND (OFF) by Garner, Blake
BLOCK by Troutman, Juwaan	02:05			MISSED LAYUP by Garner, Blake
	02:02			REBOUND (OFF) by Ingram, Tylan
	02:00	20-29	V 9	GOOD! LAYUP by Brittman, Jarmon [PNT]
MISSED 3 PTR by Cherry, Christopher	01:51			
REBOUND (OFF) by Allen, DeMarcus	01:51			
MISSED JUMPER by Allen, DeMarcus	01:49			BLOCK by Thompson, Joshua
	01:46			REBOUND (DEF) by Brittman, Jarmon
	01:43	20-31	V 11	GOOD! DUNK by Brittman, Jarmon [FB/PNT
	01:43			ASSIST by Thompson, Joshua
MISSED 3 PTR by Johnson, Demarcus	01:31			REBOUND (DEF) by Ingram, Tylan
	01:20			MISSED 3 PTR by Thompson, Joshua
	01:20			REBOUND (OFF) by Brittman, Jarmon
REBOUND (DEF) by Troutman, Juwaan	01:16			MISSED 3 PTR by Johnson, Demario
MISSED 3 PTR by Cherry, Christopher	00:58			REBOUND (DEF) by Johnson, Demario
	00:47			MISSED JUMPER by Johnson, Demario
	00:47			REBOUND (OFF) by Brittman, Jarmon
	00:40	20-33	V 13	GOOD! LAYUP by Brittman, Jarmon [PNT]
TIMEOUT TEAM	00:39			
SUB IN : Cherry, Condis	00:39			SUB IN : Boyd, Makel
SUB OUT: Young, Jaxon	00:39			SUB OUT: Garner, Blake
TURNOVR by Johnson, Demarcus	00:11			
	00:10			STEAL by Boyd, Makel
	00:00			MISSED JUMPER by Johnson, Demario
	00:00			REBOUND (OFF) by Thompson, Joshua
	00:00	20-35	V 15	GOOD! TIP-IN by Thompson, Joshua [PNT]

Frederick Douglass 35, Austin-East 20

2nd period-only	In Paint	Off T/O	2nd Chance	Fast Break	Bench	
Frederick Douglass	12	4	6	2	2	Score tied - 0 times.
Austin-East	2	6	3	0	0	Lead changed - 0 times.

Frederick Douglass vs Austin-East

3/14/24 11:00AM at Murphy Center (Murfreesboro, TN)

3rd PERIOD Play-by-Play (Page 1)

HOME TEAM: Austin-East	Time	Score	Margin	VISITORS: Frederick Douglass
	08:00			SUB IN : Thompson, Joshua
	08:00			SUB OUT: Holly, Terrence
MISSED JUMPER by Cherry, Christopher	07:49			
REBOUND (OFF) by (TEAM)	07:49			
GOOD! LAYUP by Allen, DeMarcus [PNT]	07:42	22-35	V 13	
FOUL by Allen, DeMarcus (P3T1)	07:33			
	07:30			FOUL by Butler, Taquez (P3T1)
	07:30			TURNOVR by Butler, Taquez
GOOD! 3 PTR by Cherry, Condis	07:12	25-35	V 10	
ASSIST by Cherry, Christopher	07:12			
	06:52			TURNOVR by Butler, Taquez
STEAL by Cherry, Condis	06:51			
GOOD! LAYUP by Cherry, Condis [PNT]	06:47	27-35	V 8	
FOUL by Young, Jaxon (P1T2)	06:32			
REBOUND (DEF) by Allen, DeMarcus	06:18			MISSED 3 PTR by Butler, Taquez
MISSED JUMPER by Cherry, Condis	06:07			
REBOUND (OFF) by Allen, DeMarcus	06:07			
GOOD! LAYUP by Cherry, Christopher [PNT]	06:03	29-35	V 6	
GOOD! FT SHOT by Cherry, Christopher	06:03	30-35	V 5	FOUL by Brittman, Jarmon (P3T2)
FOUL by Hundley, D'Andre (P3T3)	05:45			MISSED FT SHOT by Brittman, Jarmon
	05:45			REBOUND (OFF) by (DEADBALL)
	05:45	30-36	V 6	GOOD! FT SHOT by Brittman, Jarmon
GOOD! JUMPER by Allen, DeMarcus [PNT]	05:36	32-36	V 4	
FOUL by Hundley, D'Andre (P4T4)	05:27	32-37	V 5	GOOD! FT SHOT by Brittman, Jarmon
REBOUND (DEF) by Troutman, Juwaan	05:27			MISSED FT SHOT by Brittman, Jarmon
SUB IN : Troutman, Juwaan	05:27			
SUB OUT: Hundley, D'Andre	05:27			
MISSED 3 PTR by Cherry, Condis	05:18			
REBOUND (OFF) by Cherry, Christopher	05:18			
MISSED LAYUP by Young, Jaxon	05:10			BLOCK by Thompson, Joshua
	05:08			REBOUND (DEF) by Thompson, Joshua
REBOUND (DEF) by Young, Jaxon	05:02			MISSED LAYUP by Chandler, Marjavis
MISSED LAYUP by Allen, DeMarcus	04:56			REBOUND (DEF) by Thompson, Joshua
REBOUND (DEF) by Cherry, Condis	04:47			MISSED LAYUP by Butler, Taquez
MISSED LAYUP by Allen, DeMarcus	04:38			
REBOUND (OFF) by Troutman, Juwaan	04:38			
GOOD! LAYUP by Troutman, Juwaan [PNT]	04:36	34-37	V 3	
	04:24			TIMEOUT TEAM
	04:11			FOUL by Chandler, Marjavis (P3T3)
	04:11			TURNOVR by Chandler, Marjavis
TURNOVR by Cherry, Christopher	04:03			
	04:02			STEAL by Thompson, Joshua
	03:54	34-39	V 5	GOOD! LAYUP by Butler, Taquez [PNT]
MISSED LAYUP by Troutman, Juwaan	03:38			REBOUND (DEF) by Thompson, Joshua
FOUL by Troutman, Juwaan (P2T5)	03:31	34-40	V 6	GOOD! FT SHOT by Johnson, Demario
	03:31	34-41	V 7	GOOD! FT SHOT by Johnson, Demario
SUB IN : Johnson, Demarcus	03:31			SUB IN : Holly, Terrence
SUB OUT: Troutman, Juwaan	03:31			SUB OUT: Thompson, Joshua
	03:28			TURNOVR by Boyd, Makel
MISSED JUMPER by Brown, Terrance	03:18			
REBOUND (OFF) by Bogus, Jakaylon	03:18			
TURNOVR by Allen, DeMarcus	03:18			
	02:59			MISSED JUMPER by Brittman, Jarmon
	02:59			REBOUND (OFF) by Collins, Kavion
	02:51			FOUL by Brittman, Jarmon (P4T4)
GOOD! FT SHOT by Young, Jaxon	02:48	35-41	V 6	
GOOD! FT SHOT by Young, Jaxon	02:48	36-41	V 5	
	02:48			SUB IN : Garner, Blake
	02:48			SUB IN : Thompson, Joshua
	02:48			SUB OUT: Brittman, Jarmon
	02:35	36-43	V 7	GOOD! LAYUP by Thompson, Joshua [PNT]

Frederick Douglass vs Austin-East

3/14/24 11:00AM at Murphy Center (Murfreesboro, TN)

3rd PERIOD Play-by-Play (Page 2)

HOME TEAM: Austin-East	Time	Score	Margin	VISITORS: Frederick Douglass
	02:35			ASSIST by Johnson, Demario
TURNOVR by Young, Jaxon	02:22			
	02:20			TURNOVR by Thompson, Joshua
STEAL by Johnson, Demarcus	02:19			
FOUL by Johnson, Demarcus (P2T6)	02:16			
TURNOVR by Johnson, Demarcus	02:16			
SUB IN : Pruitt, Justin	02:16			
SUB OUT: Johnson, Demarcus	02:16			
REBOUND (DEF) by Young, Jaxon	01:55			MISSED JUMPER by Thompson, Joshua
TURNOVR by Cherry, Condis	01:49			
	01:48			STEAL by Chandler, Marjavis
	01:41			TURNOVR by Holly, Terrence
MISSED LAYUP by Pruitt, Justin	01:35			
REBOUND (OFF) by Young, Jaxon	01:35			
MISSED JUMPER by Cherry, Condis	01:30			
REBOUND (OFF) by Pruitt, Justin	01:30			
MISSED FT SHOT by Pruitt, Justin	01:29			FOUL by Holly, Terrence (P4T5)
REBOUND (OFF) by (DEADBALL)	01:29			
GOOD! FT SHOT by Pruitt, Justin	01:29	37-43	V 6	
	01:29			SUB OUT: Holly, Terrence
FOUL by Cherry, Christopher (P3T7)	01:12			MISSED FT SHOT by Thompson, Joshua
	01:12			REBOUND (OFF) by (DEADBALL)
	01:12	37-44	V 7	GOOD! FT SHOT by Thompson, Joshua
GOOD! JUMPER by Pruitt, Justin [PNT]	01:03	39-44	V 5	
ASSIST by Cherry, Christopher	01:03			
FOUL by Allen, DeMarcus (P4T8)	00:57	39-45	V 6	GOOD! FT SHOT by Butler, Taquez
	00:57	39-46	V 7	GOOD! FT SHOT by Butler, Taquez
SUB IN : Bogus, Jakaylon	00:57			
SUB OUT: Allen, DeMarcus	00:57			
MISSED 3 PTR by Cherry, Condis	00:46			
REBOUND (OFF) by Young, Jaxon	00:46			
GOOD! 3 PTR by Cherry, Condis	00:40	42-46	V 4	
ASSIST by Young, Jaxon	00:40			
FOUL by Pruitt, Justin (P2T9)	00:30	42-47	V 5	GOOD! FT SHOT by Johnson, Demario
REBOUND (DEF) by Young, Jaxon	00:30			MISSED FT SHOT by Johnson, Demario
MISSED 3 PTR by Bogus, Jakaylon	00:12			REBOUND (DEF) by Chandler, Marjavis
	00:06			TURNOVR by Johnson, Demario
MISSED 3 PTR by Cherry, Condis	00:00			
REBOUND (OFF) by Cherry, Christopher	00:00			

Frederick Douglass 47, Austin-East 42

3rd period-only	In Paint	Off T/O	2nd Chance	Fast Break	Bench	
Frederick Douglass	4	2	0	0	3	Score tied - 0 times.
Austin-East	12	6	11	0	5	Lead changed - 0 times.

Frederick Douglass vs Austin-East

3/14/24 11:00AM at Murphy Center (Murfreesboro, TN)

4th PERIOD Play-by-Play (Page 1)

HOME TEAM: Austin-East	Time	Score	Margin	VISITORS: Frederick Douglass
SUB IN : Pruitt, Justin	08:00			SUB IN : Garner, Blake
SUB IN : Bogus, Jakaylon	08:00			SUB IN : Thompson, Joshua
SUB OUT: Allen, DeMarcus	08:00			SUB OUT: Holly, Terrence
SUB OUT: Hundley, D'Andre	08:00			SUB OUT: Brittman, Jarmon
	07:45			MISSED JUMPER by Johnson, Demario
	07:45			REBOUND (OFF) by Garner, Blake
FOUL by Young, Jaxon (P2T10)	07:44			MISSED FT SHOT by Garner, Blake
	07:44			REBOUND (OFF) by (DEADBALL)
	07:44	42-48	V 6	GOOD! FT SHOT by Garner, Blake
MISSED 3 PTR by Bogus, Jakaylon	07:40			REBOUND (DEF) by Garner, Blake
	07:25			MISSED JUMPER by Butler, Taquez
	07:25			REBOUND (OFF) by Garner, Blake
	07:22			MISSED JUMPER by Garner, Blake
	07:22			REBOUND (OFF) by Garner, Blake
	07:19			MISSED JUMPER by Garner, Blake
	07:19			REBOUND (OFF) by Butler, Taquez
FOUL by Bogus, Jakaylon (P1T11)	07:18			
SUB IN : Hundley, D'Andre	07:18			
SUB OUT: Bogus, Jakaylon	07:18			
FOUL by Cherry, Condis (P3T12)	07:16			
	06:59	42-50	V 8	GOOD! LAYUP by Garner, Blake [PNT]
FOUL by Young, Jaxon (P3T13)	06:59	42-51	V 9	GOOD! FT SHOT by Garner, Blake
	06:52			FOUL by Chandler, Marjavis (P4T6)
MISSED FT SHOT by Young, Jaxon	06:49			FOUL by Thompson, Joshua (P3T7)
REBOUND (OFF) by (DEADBALL)	06:49			
GOOD! FT SHOT by Young, Jaxon	06:49	43-51	V 8	
FOUL by Cherry, Condis (P4T14)	06:30	43-52	V 9	GOOD! FT SHOT by Chandler, Marjavis
	06:30	43-53	V 10	GOOD! FT SHOT by Chandler, Marjavis
SUB IN : Allen, DeMarcus	06:19			
SUB OUT: Pruitt, Justin	06:19			
TIMEOUT 30sec	06:16			
MISSED JUMPER by Cherry, Condis	06:12			REBOUND (DEF) by Garner, Blake
	05:56			TURNOVR by Thompson, Joshua
STEAL by Cherry, Christopher	05:55			
MISSED 3 PTR by Cherry, Christopher	05:53			
REBOUND (OFF) by Hundley, D'Andre	05:53			
MISSED JUMPER by Hundley, D'Andre	05:49			BLOCK by Thompson, Joshua
REBOUND (OFF) by Hundley, D'Andre	05:47			
MISSED FT SHOT by Hundley, D'Andre	05:47			FOUL by Thompson, Joshua (P4T8)
REBOUND (OFF) by (DEADBALL)	05:47			
MISSED FT SHOT by Hundley, D'Andre	05:47			REBOUND (DEF) by Brittman, Jarmon
	05:47			SUB IN : Brittman, Jarmon
	05:47			SUB OUT: Thompson, Joshua
	05:22			TURNOVR by Butler, Taquez
SUB IN : Johnson, Demarcus	05:22			
SUB OUT: Young, Jaxon	05:22			
MISSED 3 PTR by Allen, DeMarcus	05:01			REBOUND (DEF) by Butler, Taquez
	04:58			TURNOVR by Butler, Taquez
STEAL by Johnson, Demarcus	04:57			
MISSED 3 PTR by Johnson, Demarcus	04:55			REBOUND (DEF) by Butler, Taquez
	04:49	43-55	V 12	GOOD! LAYUP by Chandler, Marjavis [FB/PN
	04:49			ASSIST by Brittman, Jarmon
MISSED LAYUP by Cherry, Condis	04:34			
REBOUND (OFF) by Allen, DeMarcus	04:34			
TURNOVR by Johnson, Demarcus	04:31			
SUB IN : Pruitt, Justin	04:31			
SUB OUT: Johnson, Demarcus	04:31			
	04:27			TURNOVR by Butler, Taquez
SUB IN : Johnson, Demarcus	04:27			
SUB IN : Troutman, Juwaan	04:27			
SUB OUT: Hundley, D'Andre	04:27			
SUB OUT: Pruitt, Justin	04:27			
FOUL by Troutman, Juwaan (P3T15)	04:19			

Frederick Douglass vs Austin-East

3/14/24 11:00AM at Murphy Center (Murfreesboro, TN)

4th PERIOD Play-by-Play (Page 2)

HOME TEAM: Austin-East	Time	Score	Margin	VISITORS: Frederick Douglass
TURNOVR by Troutman, Juwaan	04:19			
	03:55			TIMEOUT 30sec
SUB IN : Hundley, D'Andre	03:55			
SUB OUT: Troutman, Juwaan	03:55			
	03:36			TURNOVR by Garner, Blake
STEAL by Hundley, D'Andre	03:35			
MISSED 3 PTR by Johnson, Demarcus	03:27			
REBOUND (OFF) by Hundley, D'Andre	03:27			
TIMEOUT TEAM	03:24			
TURNOVR by Cherry, Condis	03:22			
	03:20			STEAL by Brittman, Jarmon
	03:18	43-57	V 14	GOOD! LAYUP by Chandler, Marjavis [FB/PN
GOOD! 3 PTR by Cherry, Christopher	03:07	46-57	V 11	
	02:53	46-59	V 13	GOOD! LAYUP by Chandler, Marjavis [FB/PN
FOUL by Cherry, Christopher (P4T16)	02:48			
TURNOVR by Cherry, Christopher	02:48			
REBOUND (DEF) by Allen, DeMarcus	02:44			MISSED LAYUP by Garner, Blake
TURNOVR by Cherry, Christopher	02:38			
	02:38			TIMEOUT TEAM
STEAL by Hundley, D'Andre	02:38			TURNOVR by Johnson, Demario
MISSED 3 PTR by Cherry, Christopher	02:38			
REBOUND (OFF) by Allen, DeMarcus	02:38			
TURNOVR by Allen, DeMarcus	02:38			STEAL by Garner, Blake
	02:38	46-62	V 16	GOOD! 3 PTR by Chandler, Marjavis [FB]
	02:38			ASSIST by Butler, Taquez
MISSED LAYUP by Cherry, Christopher	02:37			
REBOUND (OFF) by Hundley, D'Andre	02:37			
	02:35			FOUL by Johnson, Demario (P1T9)
MISSED LAYUP by Hundley, D'Andre	02:06			REBOUND (DEF) by Brittman, Jarmon
	01:54			MISSED LAYUP by Garner, Blake
	01:54			REBOUND (OFF) by Brittman, Jarmon
	01:51	46-64	V 18	GOOD! TIP-IN by Brittman, Jarmon [PNT]
MISSED FT SHOT by Cherry, Condis	01:47			FOUL by Garner, Blake (P1T10)
REBOUND (OFF) by (DEADBALL)	01:47			
GOOD! FT SHOT by Cherry, Condis	01:47	47-64	V 17	
SUB IN : Troutman, Juwaan	01:47			
SUB OUT: Hundley, D'Andre	01:47			
	01:37	47-66	V 19	GOOD! LAYUP by Brittman, Jarmon [PNT]
	01:37			ASSIST by Butler, Taquez
FOUL by Troutman, Juwaan (P4T17)	01:37			MISSED FT SHOT by Brittman, Jarmon
REBOUND (DEF) by Troutman, Juwaan	01:37			
MISSED LAYUP by Cherry, Condis	01:26			REBOUND (DEF) by Brittman, Jarmon
	01:07	47-68	V 21	GOOD! LAYUP by Chandler, Marjavis [PNT]
TURNOVR by Johnson, Demarcus	00:44			STEAL by Brittman, Jarmon
	00:42			MISSED LAYUP by Brittman, Jarmon
	00:42			REBOUND (OFF) by Garner, Blake
	00:37	47-70	V 23	GOOD! LAYUP by Brittman, Jarmon [PNT]
	00:37			ASSIST by Garner, Blake
GOOD! LAYUP by Cherry, Condis [FB/PNT]	00:30	49-70	V 21	
FOUL by Johnson, Demarcus (P3T18)	00:20	49-71	V 22	GOOD! FT SHOT by Butler, Taquez
	00:20	49-72	V 23	GOOD! FT SHOT by Butler, Taquez
MISSED 3 PTR by Johnson, Demarcus	00:15			REBOUND (DEF) by Butler, Taquez

Frederick Douglass 72, Austin-East 49

4th period-only	In Paint	Off T/O	2nd Chance	Fast Break	Bench	
Frederick Douglass	16	7	8	9	4	Score tied - 0 times.
Austin-East	2	0	0	2	0	Lead changed - 0 times.

Official Basketball Box Score -- 1st Period-Only
Frederick Douglass vs Austin-East
3/14/24 11:00AM at Murphy Center (Murfreesboro, TN)

Frederick Douglass 23 • 34-0

##	Player		Total FG-FGA	3-Ptr FG-FGA	FT-FTA	Rebounds Off	Def	Tot	PF	TP	A	TO	Blk	Stl	Min
00	Johnson, Demario	*	3-4	0-0	2-4	0	1	1	0	8	1	1	0	2	8
01	Butler, Taquez	*	2-2	0-0	3-4	0	0	0	2	7	0	1	0	0	6
03	Chandler, Marjavis	*	1-1	0-0	0-0	0	0	0	2	2	0	0	0	0	5
10	Brittman, Jarmon	*	1-2	0-0	0-1	0	1	1	1	2	0	1	1	1	7
11	Holly, Terrence	*	1-2	0-0	0-0	0	0	0	0	2	1	0	0	0	4
02	Garner, Blake		1-1	0-0	0-0	0	0	0	0	2	0	0	0	0	1
04	Thompson, Joshua		0-0	0-0	0-0	0	0	0	0	0	0	0	0	0	3
24	Ingram, Tylan		0-0	0-0	0-0	0	0	0	1	0	0	0	0	0	2
	Team					1	0	1							
	Totals		9-12	0-0	5-9	1	2	3	6	23	2	3	1	3	-

FG %: 9-12 75.0%
3FG %: 0-0 0.0%
FT %: 5-9 55.6%

Deadball Rebounds
1

Austin-East 13 • 23-12

##	Player		Total FG-FGA	3-Ptr FG-FGA	FT-FTA	Rebounds Off	Def	Tot	PF	TP	A	TO	Blk	Stl	Min
03	Cherry, Condis	*	2-4	1-3	0-0	1	0	1	2	5	0	2	0	0	7
05	Cherry, Christopher	*	1-1	0-0	0-0	1	0	1	2	2	0	4	0	0	8
12	Allen, DeMarcus	*	0-1	0-0	1-2	0	1	1	2	1	0	2	1	0	5
22	Hundley, D'Andre	*	0-0	0-0	0-0	0	0	0	1	0	0	0	0	0	1
23	Young, Jaxon	*	0-0	0-0	2-2	0	3	3	0	2	0	0	0	1	3
01	Brown, Terrance		0-1	0-0	0-0	0	0	0	0	0	0	0	0	0	0+
04	Johnson, Demarcus		1-2	1-2	0-0	0	0	0	0	3	0	1	0	1	5
11	Pruitt, Justin		0-1	0-1	0-0	1	0	1	1	0	1	0	0	0	2
15	Troutman, Juwaan		0-1	0-0	0-0	2	1	3	1	0	0	0	1	0	6
	Team					0	0	0							
	Totals		4-11	2-6	3-4	5	5	10	9	13	1	9	2	2	-

FG %: 4-11 36.4%
3FG %: 2-6 33.3%
FT %: 3-4 75.0%

Deadball Rebounds
1

Officials:
Technical fouls: Frederick Douglass-None. Austin-East-None.
Attendance:

Score by periods	1st	2nd	3rd	4th	Total
Frederick Douglass	23	0	0	0	23
Austin-East	13	0	0	0	13

Points	In Paint	Off T/O	2nd Chance	Fast Break	Bench
DOUGLA	16	10	2	4	2
AE	4	0	3	2	3

Last FG - DOUGLASS 1st-00:07, AE 1st-02:09.
Largest lead - DOUGLASS by 10 1st-00:07, AE None.
DOUGLASS led for 30:23. AE led for 00:00. Game was tied for -6:-23.

Score tied - 2 times.
Lead changed - 0 times.

Official Basketball Box Score -- 2nd Period-Only
Frederick Douglass vs Austin-East
3/14/24 11:00AM at Murphy Center (Murfreesboro, TN)

Frederick Douglass 12 • 34-0

##	Player		Total FG-FGA	3-Ptr FG-FGA	FT-FTA	Rebounds Off	Def	Tot	PF	TP	A	TO	Blk	Stl	Min
00	Johnson, Demario	*	0-6	0-2	0-0	0	1	1	0	0	1	0	0	0	8
10	Brittman, Jarmon	*	5-6	0-0	0-0	2	1	3	1	10	0	0	0	0	5
11	Holly, Terrence	*	0-0	0-0	0-0	0	0	0	3	0	0	2	0	2	4
02	Garner, Blake		0-2	0-0	0-0	2	0	2	0	0	0	3	1	0	7
04	Thompson, Joshua		1-2	0-1	0-0	1	0	1	2	2	1	2	1	0	5
05	Boyd, Makel		0-0	0-0	0-0	0	0	0	0	0	0	0	0	1	0+
24	Ingram, Tylan		0-0	0-0	0-0	1	1	2	1	0	1	0	0	0	8
	Team					1	0	1							
	Totals		6-16	0-3	0-0	7	3	10	7	12	3	7	2	3	-

FG %: 6-16 37.5%
3FG %: 0-3 0.0%
FT %: 0-0 0.0%

Deadball Rebounds
0

Austin-East 7 • 23-12

##	Player		Total FG-FGA	3-Ptr FG-FGA	FT-FTA	Rebounds Off	Def	Tot	PF	TP	A	TO	Blk	Stl	Min
03	Cherry, Condis	*	0-1	0-0	0-0	0	0	0	0	0	0	3	0	0	3
05	Cherry, Christopher	*	2-5	1-3	1-2	1	0	1	0	6	0	0	0	2	8
12	Allen, DeMarcus	*	0-2	0-1	0-0	1	0	1	0	0	0	0	0	0	8
22	Hundley, D'Andre	*	0-0	0-0	0-0	2	0	2	1	0	0	1	0	1	2
23	Young, Jaxon	*	0-0	0-0	1-2	1	1	2	0	1	1	1	0	1	7
04	Johnson, Demarcus		0-2	0-2	0-0	0	0	0	1	0	0	1	0	0	3
10	Bogus, Jakaylon		0-0	0-0	0-0	0	0	0	0	0	0	1	0	0	1
15	Troutman, Juwaan		0-0	0-0	0-0	0	2	2	0	0	0	1	1	0	5
	Team					0	0	0							
	Totals		2-10	1-6	2-4	5	3	8	2	7	1	8	1	4	-

FG %: 2-10 20.0%
3FG %: 1-6 16.7%
FT %: 2-4 50.0%

Deadball Rebounds
2

Officials:
Technical fouls: Frederick Douglass-None. Austin-East-None.
Attendance:

Score by periods	1st	2nd	3rd	4th	Total
Frederick Douglass	0	12	0	0	12
Austin-East	0	7	0	0	7

Points	In Paint	Off T/O	2nd Chance	Fast Break	Bench
DOUGLA	12	4	6	2	2
AE	2	6	3	0	0

Last FG - DOUGLASS 2nd-00:00, AE 2nd-02:32.
Largest lead - DOUGLASS by 15 2nd-00:00, AE None.
DOUGLASS led for 16:00. AE led for 00:00. Game was tied for 00:00.

Score tied - 0 times.
Lead changed - 0 times.

Official Basketball Box Score -- 3rd Period-Only
Frederick Douglass vs Austin-East
3/14/24 11:00AM at Murphy Center (Murfreesboro, TN)

Frederick Douglass 12 • 34-0

##	Player		Total FG-FGA	3-Ptr FG-FGA	FT-FTA	Rebounds Off	Def	Tot	PF	TP	A	TO	Blk	Stl	Min
00	Johnson, Demario	*	0-0	0-0	3-4	0	0	0	0	3	1	1	0	0	8
01	Butler, Taquez	*	1-3	0-1	2-2	0	0	0	1	4	0	2	0	0	8
03	Chandler, Marjavis	*	0-1	0-0	0-0	0	1	1	1	0	0	1	0	1	8
10	Brittman, Jarmon	*	0-1	0-0	2-4	0	0	0	2	2	0	0	0	0	5
11	Holly, Terrence	*	0-0	0-0	0-0	0	0	0	1	0	0	1	0	0	2
02	Garner, Blake		0-0	0-0	0-0	0	0	0	0	0	0	0	0	0	1
04	Thompson, Joshua		1-2	0-0	1-2	0	3	3	0	3	0	1	1	1	7
05	Boyd, Makel		0-0	0-0	0-0	0	0	0	0	0	0	1	0	0	-
23	Collins, Kavion		0-0	0-0	0-0	1	0	1	0	0	0	0	0	0	-
	Team					0	0	0							
	Totals		2-7	0-1	8-12	1	4	5	5	12	1	7	1	2	-

FG %: 2-7 28.6%
3FG %: 0-1 0.0%
FT %: 8-12 66.7%

Deadball Rebounds
2

Austin-East 22 • 23-12

##	Player		Total FG-FGA	3-Ptr FG-FGA	FT-FTA	Rebounds Off	Def	Tot	PF	TP	A	TO	Blk	Stl	Min
03	Cherry, Condis	*	3-8	2-5	0-0	0	1	1	0	8	0	1	0	1	8
05	Cherry, Christopher	*	1-2	0-0	1-1	2	0	2	1	3	2	1	0	0	8
12	Allen, DeMarcus	*	2-4	0-0	0-0	1	1	2	2	4	0	1	0	0	7
22	Hundley, D'Andre	*	0-0	0-0	0-0	0	0	0	2	0	0	0	0	0	2
23	Young, Jaxon	*	0-1	0-0	2-2	2	3	5	1	2	1	1	0	0	8
01	Brown, Terrance		0-1	0-0	0-0	0	0	0	0	0	0	0	0	0	-
04	Johnson, Demarcus		0-0	0-0	0-0	0	0	0	1	0	0	1	0	1	1
10	Bogus, Jakaylon		0-1	0-1	0-0	1	0	1	0	0	0	0	0	0	0+
11	Pruitt, Justin		1-2	0-0	1-2	1	0	1	1	3	0	0	0	0	2
15	Troutman, Juwaan		1-2	0-0	0-0	1	1	2	1	2	0	0	0	0	1
	Team					1	0	1							
	Totals		8-21	2-6	4-5	9	6	15	9	22	3	5	0	2	-

FG %: 8-21 38.1%
3FG %: 2-6 33.3%
FT %: 4-5 80.0%

Deadball Rebounds
1

Officials:
Technical fouls: Frederick Douglass-None. Austin-East-None.
Attendance:

Score by periods	1st	2nd	3rd	4th	Total
Frederick Douglass	0	0	12	0	12
Austin-East	0	0	22	0	22

Points	In Paint	Off T/O	2nd Chance	Fast Break	Bench
DOUGLA	4	2	0	0	3
AE	12	6	11	0	5

Last FG - DOUGLASS 3rd-02:35, AE 3rd-00:40.
Largest lead - DOUGLASS by 15 2nd-00:00, AE None.
DOUGLASS led for 08:00. AE led for 00:00. Game was tied for 00:00.

Score tied - 0 times.
Lead changed - 0 times.

Official Basketball Box Score -- 4th Period-Only
Frederick Douglass vs Austin-East
3/14/24 11:00AM at Murphy Center (Murfreesboro, TN)

Frederick Douglass 25 • 34-0

##	Player		Total FG-FGA	3-Ptr FG-FGA	FT-FTA	Rebounds Off	Def	Tot	PF	TP	A	TO	Blk	Stl	Min
00	Johnson, Demario	*	0-1	0-0	0-0	0	0	0	1	0	0	1	0	0	8
01	Butler, Taquez	*	0-1	0-0	2-2	1	3	4	0	2	2	3	0	0	8
03	Chandler, Marjavis	*	5-5	1-1	2-2	0	0	0	1	13	0	0	0	0	8
10	Brittman, Jarmon	*	3-4	0-0	0-1	1	3	4	0	6	1	0	0	2	5
02	Garner, Blake		1-5	0-0	2-3	4	2	6	1	4	1	1	0	1	8
04	Thompson, Joshua		0-0	0-0	0-0	0	0	0	2	0	0	1	1	0	2
	Team					0	0	0							
	Totals		9-16	1-1	6-8	6	8	14	5	25	4	6	1	3	-

FG %: 9-16 56.3%
3FG %: 1-1 100.0
FT %: 6-8 75.0%

Deadball Rebounds
1

Austin-East 7 • 23-12

##	Player		Total FG-FGA	3-Ptr FG-FGA	FT-FTA	Rebounds Off	Def	Tot	PF	TP	A	TO	Blk	Stl	Min
03	Cherry, Condis	*	1-4	0-0	1-2	0	0	0	2	3	0	1	0	0	8
05	Cherry, Christopher	*	1-4	1-3	0-0	0	0	0	1	3	0	2	0	1	8
12	Allen, DeMarcus	*	0-1	0-1	0-0	2	1	3	0	0	0	1	0	0	6
22	Hundley, D'Andre	*	0-2	0-0	0-2	4	0	4	0	0	0	0	0	2	4
23	Young, Jaxon	*	0-0	0-0	1-2	0	0	0	2	1	0	0	0	0	2
04	Johnson, Demarcus		0-3	0-3	0-0	0	0	0	1	0	0	2	0	1	5
10	Bogus, Jakaylon		0-1	0-1	0-0	0	0	0	1	0	0	0	0	0	0+
11	Pruitt, Justin		0-0	0-0	0-0	0	0	0	0	0	0	0	0	0	1
15	Troutman, Juwaan		0-0	0-0	0-0	0	1	1	2	0	0	1	0	0	2
	Team					0	0	0							
	Totals		2-15	1-8	2-6	6	2	8	9	7	0	7	0	4	-

FG %: 2-15 13.3%
3FG %: 1-8 12.5%
FT %: 2-6 33.3%

Deadball Rebounds
3

Officials:
Technical fouls: Frederick Douglass-None. Austin-East-None.
Attendance:

Score by periods	1st	2nd	3rd	4th	Total
Frederick Douglass	0	0	0	25	25
Austin-East	0	0	0	7	7

Points	In Paint	Off T/O	2nd Chance	Fast Break	Bench
DOUGLA	16	7	8	9	4
AE	2	0	0	2	0

Last FG - DOUGLASS 4th-00:37, AE 4th-00:30.
Largest lead - DOUGLASS by 23 4th-00:37, AE None.
DOUGLASS led for 00:00. AE led for 00:00. Game was tied for 00:00.

Score tied - 0 times.
Lead changed - 0 times.

2019 Class AA State Boys' Basketball Tournament

March 13 - March 16, 2019 · MTSU - Murphy Center

Howard (25-8) 75

Game 1
Wed. Mar. 13 10:00 AM
MTSU

East Nashville (26-6) 78

Mitchell (22-10) 41

OT
Game 2
Wed. Mar. 13 11:30 AM
MTSU

Knoxville Fulton (26-4) 44

Wooddale (30-4) 79

Game 3
Wed. Mar. 13 1:15 PM
MTSU

Austin-East (24-5) 61

Brainerd (22-10) 76

Game 4
Wed. Mar. 13 2:45 PM
MTSU

Pearl Cohn (20-10) 73

East Nashville 55

Game 5
Fri. Mar. 15 10:00 AM
MTSU

Knoxville Fulton 66

Wooddale 76

Game 6
Fri. Mar. 15 11:30 AM
MTSU

Brainerd 65

Knoxville Fulton 46

Game 7
Sat. Mar. 16 1:00 PM
MTSU

Wooddale 59

Wooddale

STATE CHAMPION

Official Basketball Box Score -- Game Totals -- Final Statistics

Austin-East vs Wooddale

03/03/19 1:15 p.m. at Murfreesboro, Tenn. (Murphy Center)

Austin-East 61 • 24-6

##	Player		Total FG-FGA	3-Ptr FG-FGA	FT-FTA	Rebounds Off	Def	Tot	PF	TP	A	TO	Blk	Stl	Min
01	Allen, Wesley	*	2-6	0-0	2-2	3	2	5	4	6	3	3	0	0	24
05	Pierson, Ronney	*	5-14	5-13	0-0	1	4	5	3	15	1	2	0	0	26
15	Bullard, Kajuan	*	5-9	0-0	0-0	4	3	7	1	10	1	2	1	1	23
22	Upton, Dereke	*	1-1	0-0	0-0	1	0	1	4	2	1	0	0	0	12
23	Dixon, Laron	*	4-15	1-7	0-0	2	3	5	2	9	1	2	2	1	22
02	Jackson, Shiyaun		0-3	0-2	0-0	0	1	1	1	0	0	1	0	0	5
03	Foster, Jaiohn		5-11	2-4	0-0	1	0	1	0	12	1	0	1	0	21
04	Allen, TJ		0-0	0-0	0-0	0	0	0	0	0	0	0	0	0	1
10	Battle, Derion		0-3	0-0	0-0	0	3	3	2	0	2	2	0	1	12
11	Harris, Joshua		2-4	1-3	0-0	1	3	4	2	5	1	2	0	0	6
12	Smith, Keon		0-0	0-0	0-0	0	0	0	0	0	0	0	0	0	0+
24	Covington, Cameron		0-0	0-0	0-2	0	0	0	0	0	0	0	0	0	1
35	Stennis, Gregory		1-2	0-0	0-0	0	3	3	2	2	0	0	0	0	7
	Team					2	2	4				1			
	Totals		25-68	9-29	2-4	15	24	39	21	61	11	15	4	3	160

	1st		2nd		3rd		4th		Game		Deadball Rebounds
1st - FG %:	7-18	38.9%	6-14	42.9%	6-15	40.0%	6-21	28.6%	25-68	36.8%	2
3FG %:	4-12	33.3%	4-8	50.0%	0-2	0.0%	1-7	14.3%	9-29	31.0%	
FT %:	0-0	0.0%	0-0	0.0%	0-0	0.0%	2-4	50.0%	2-4	50.0%	

Wooddale 79 • 31-4

##	Player		Total FG-FGA	3-Ptr FG-FGA	FT-FTA	Rebounds Off	Def	Tot	PF	TP	A	TO	Blk	Stl	Min
02	Brown, Kevin	*	5-9	2-3	3-5	1	2	3	0	15	2	1	0	1	30
03	Miles, Alvin	*	7-10	2-3	3-4	1	3	4	4	19	4	2	0	1	23
10	Duncan, Jonathan	*	6-9	4-6	3-4	2	2	4	0	19	3	0	0	1	30
11	Lawson, Johnathan	*	1-8	0-3	2-10	4	8	12	2	4	5	3	0	3	29
13	Lawson, Chandler	*	10-16	0-0	0-2	2	7	9	2	20	3	3	4	3	27
00	Reed, Andre		0-0	0-0	0-0	0	0	0	0	0	0	1	0	0	0
05	Webster, Darrias		0-1	0-0	0-0	0	0	0	0	0	0	0	1	0	1
21	Carr, Coland		0-0	0-0	0-2	2	3	5	0	0	1	0	0	0	9
24	Rounds, Tekevion		0-4	0-0	2-2	1	3	4	1	2	0	1	0	0	8
33	Suttle, Avionne		0-0	0-0	0-0	0	1	1	0	0	0	0	0	0	3
	Team					1	0	1							
	Totals		29-57	8-15	13-29	14	29	43	9	79	18	11	5	9	160

	1st		2nd		3rd		4th		Game		Deadball Rebounds
1st - FG %:	7-14	50.0%	4-15	26.7%	9-17	52.9%	9-11	81.8%	29-57	50.9%	6
3FG %:	4-6	66.7%	2-4	50.0%	0-3	0.0%	2-2	100.0%	8-15	53.3%	
FT %:	3-6	50.0%	2-9	22.2%	4-7	57.1%	4-7	57.1%	13-29	44.8%	

Officials: Anthony Hall, Nathan Daugherty, Kevin Stamper
Technical fouls: Austin-East-None. Wooddale-None.
Attendance:

Score by periods	1st	2nd	3rd	4th	Total
Austin-East	18	16	12	15	**61**
Wooddale	21	12	22	24	**79**

Austin-East vs Wooddale

03/03/19 1:15 p.m. at Murfreesboro, Tenn. (Murphy Center)

1st PERIOD Play-by-Play (Page 1)

HOME TEAM: Wooddale	Time	Score	Margin	VISITORS: Austin-East
GOOD! 3 PTR by Miles, Alvin	07:52	3-0	H 3	
ASSIST by Lawson, Chandler	07:52			
REBOUND (DEF) by Lawson, Johnathan	07:36			MISSED 3 PTR by Pierson, Ronney
	07:36			FOUL by Upton, Dereke (P1T1)
GOOD! 3 PTR by Brown, Kevin	07:29	6-0	H 6	
ASSIST by Lawson, Chandler	07:29			
	06:41			MISSED 3 PTR by Pierson, Ronney
	06:41			REBOUND (OFF) by Dixon, Laron
	06:38	6-2	H 4	GOOD! LAYUP by Dixon, Laron [PNT]
GOOD! 3 PTR by Duncan, Jonathan [FB]	06:31	9-2	H 7	
ASSIST by Brown, Kevin	06:31			
	06:21			MISSED 3 PTR by Dixon, Laron
	06:21			REBOUND (OFF) by Dixon, Laron
REBOUND (DEF) by Lawson, Chandler	06:15			MISSED LAYUP by Dixon, Laron
TURNOVR by Lawson, Chandler	06:12			
	06:11			STEAL by Bullard, Kajuan
STEAL by Lawson, Chandler	06:10			TURNOVR by Bullard, Kajuan
GOOD! 3 PTR by Duncan, Jonathan	06:04	12-2	H 10	
ASSIST by Miles, Alvin	06:04			
REBOUND (DEF) by Miles, Alvin	05:52			MISSED 3 PTR by Pierson, Ronney
MISSED JUMPER by Miles, Alvin	05:37			
REBOUND (OFF) by Lawson, Chandler	05:37			
	05:34			FOUL by Upton, Dereke (P2T2)
	05:34			TIMEOUT 30sec
GOOD! FT SHOT by Miles, Alvin	05:34	13-2	H 11	
GOOD! FT SHOT by Miles, Alvin	05:34	14-2	H 12	
	05:34			SUB IN : Harris, Joshua
	05:34			SUB OUT: Upton, Dereke
REBOUND (DEF) by Brown, Kevin	05:11			MISSED 3 PTR by Harris, Joshua
MISSED 3 PTR by Lawson, Johnathan	05:04			REBOUND (DEF) by Dixon, Laron
	04:58			TURNOVR by Dixon, Laron
MISSED JUMPER by Lawson, Chandler	04:52			
REBOUND (OFF) by Miles, Alvin	04:52			
MISSED JUMPER by Miles, Alvin	04:47			BLOCK by Dixon, Laron
REBOUND (OFF) by Duncan, Jonathan	04:44			
GOOD! JUMPER by Duncan, Jonathan	04:31	16-2	H 14	
	04:22	16-5	H 11	GOOD! 3 PTR by Dixon, Laron
	04:22			ASSIST by Allen, Wesley
GOOD! DUNK by Lawson, Chandler [PNT]	04:05	18-5	H 13	
ASSIST by Lawson, Johnathan	04:05			
REBOUND (DEF) by Lawson, Chandler	03:43			MISSED JUMPER by Dixon, Laron
TURNOVR by Lawson, Chandler	03:27			
	03:21	18-7	H 11	GOOD! LAYUP by Bullard, Kajuan [FB/PNT]
	03:21			ASSIST by Harris, Joshua
TURNOVR by Reed, Andre	03:16			
	03:12			STEAL by Dixon, Laron
	03:01	18-10	H 8	GOOD! 3 PTR by Harris, Joshua
	03:01			ASSIST by Dixon, Laron
MISSED FT SHOT by Lawson, Johnathan	03:01			FOUL by Harris, Joshua (P1T3)
REBOUND (OFF) by (DEADBALL)	03:01			
MISSED FT SHOT by Lawson, Johnathan	03:01			REBOUND (DEF) by Harris, Joshua
SUB IN : Rounds, Tekevion	03:01			SUB IN : Foster, Jaiohn
SUB OUT: Brown, Kevin	03:01			SUB OUT: Pierson, Ronney
	02:33			MISSED 3 PTR by Harris, Joshua
	02:33			REBOUND (OFF) by Allen, Wesley
	02:29	18-12	H 6	GOOD! LAYUP by Allen, Wesley [PNT]
GOOD! JUMPER by Lawson, Chandler [PNT]	02:18	20-12	H 8	
	02:09			MISSED 3 PTR by Dixon, Laron
	02:09			REBOUND (OFF) by Foster, Jaiohn
	02:04			MISSED JUMPER by Bullard, Kajuan

Austin-East vs Wooddale

03/03/19 1:15 p.m. at Murfreesboro, Tenn. (Murphy Center)

1st PERIOD Play-by-Play (Page 2)

HOME TEAM: Wooddale	Time	Score	Margin	VISITORS: Austin-East
REBOUND (DEF) by Miles, Alvin	02:04			
MISSED LAYUP by Rounds, Tekevion	01:44			REBOUND (DEF) by Harris, Joshua
	01:42			TURNOVR by Harris, Joshua
	01:42			SUB IN : Battle, Derion
	01:42			SUB OUT: Bullard, Kajuan
FOUL by Rounds, Tekevion (P1T1)	01:35			
TURNOVR by Rounds, Tekevion	01:35			
REBOUND (DEF) by Lawson, Johnathan	01:23			MISSED 3 PTR by Foster, Jaiohn
GOOD! FT SHOT by Miles, Alvin	01:20	21-12	H 9	FOUL by Harris, Joshua (P2T4)
MISSED FT SHOT by Miles, Alvin	01:20			REBOUND (DEF) by Allen, Wesley
SUB IN : Brown, Kevin	01:20			SUB IN : Pierson, Ronney
SUB OUT: Lawson, Chandler	01:20			SUB OUT: Harris, Joshua
	01:04			TURNOVR by Battle, Derion
MISSED 3 PTR by Lawson, Johnathan	00:55			
REBOUND (OFF) by Rounds, Tekevion	00:55			
FOUL by Miles, Alvin (P1T2)	00:46			
TURNOVR by Miles, Alvin	00:46			
	00:27	21-15	H 6	GOOD! 3 PTR by Pierson, Ronney
	00:27			ASSIST by Foster, Jaiohn
MISSED JUMPER by Rounds, Tekevion	00:08			BLOCK by Foster, Jaiohn
REBOUND (OFF) by (TEAM)	00:08			
FOUL by Miles, Alvin (P2T3)	00:04			
TURNOVR by Miles, Alvin	00:04			
	00:02	21-18	H 3	GOOD! 3 PTR by Pierson, Ronney
	00:02			ASSIST by Allen, Wesley

Wooddale 21, Austin-East 18

1st period-only	In Paint	Off T/O	2nd Chance	Fast Break	Bench	
Austin-East	6	11	4	2	3	Score tied - 0 times.
Wooddale	4	5	4	3	0	Lead changed - 0 times.

Austin-East vs Wooddale

03/03/19 1:15 p.m. at Murfreesboro, Tenn. (Murphy Center)

2nd PERIOD Play-by-Play (Page 1)

HOME TEAM: Wooddale	Time	Score	Margin	VISITORS: Austin-East
SUB IN : Rounds, Tekevion	08:00			SUB IN : Foster, Jaiohn
SUB OUT: Miles, Alvin	08:00			SUB IN : Battle, Derion
	08:00			SUB OUT: Upton, Dereke
	08:00			SUB OUT: Bullard, Kajuan
BLOCK by Lawson, Chandler	07:48			MISSED LAYUP by Battle, Derion
REBOUND (DEF) by Rounds, Tekevion	07:46			
GOOD! LAYUP by Lawson, Johnathan [PNT]	07:24	23-18	H 5	
ASSIST by Brown, Kevin	07:24			
REBOUND (DEF) by Rounds, Tekevion	07:14			MISSED 3 PTR by Pierson, Ronney
	07:09			FOUL by Pierson, Ronney (P1T5)
MISSED LAYUP by Lawson, Johnathan	06:59			REBOUND (DEF) by Battle, Derion
FOUL by Lawson, Chandler (P1T4)	06:55			
	06:33	23-20	H 3	GOOD! LAYUP by Foster, Jaiohn [PNT]
MISSED FT SHOT by Lawson, Johnathan	06:27			FOUL by Dixon, Laron (P1T6)
REBOUND (OFF) by (DEADBALL)	06:27			
MISSED FT SHOT by Lawson, Johnathan	06:27			REBOUND (DEF) by Pierson, Ronney
STEAL by Lawson, Johnathan	06:13			TURNOVR by Battle, Derion
GOOD! 3 PTR by Brown, Kevin	06:08	26-20	H 6	
ASSIST by Duncan, Jonathan	06:08			
REBOUND (DEF) by Lawson, Johnathan	05:52			MISSED 3 PTR by Jackson, Shiyaun
MISSED LAYUP by Brown, Kevin	05:44			BLOCK by Dixon, Laron
REBOUND (OFF) by Lawson, Chandler	05:41			
GOOD! DUNK by Lawson, Chandler [PNT]	05:39	28-20	H 8	
	05:19	28-23	H 5	GOOD! 3 PTR by Foster, Jaiohn
	05:19			ASSIST by Battle, Derion
MISSED JUMPER by Lawson, Chandler	05:01			REBOUND (DEF) by Dixon, Laron
REBOUND (DEF) by Lawson, Chandler	04:48			MISSED 3 PTR by Dixon, Laron
MISSED LAYUP by Rounds, Tekevion	04:37			
REBOUND (OFF) by Lawson, Johnathan	04:37			
MISSED FT SHOT by Lawson, Johnathan	04:36			FOUL by Dixon, Laron (P2T7)
	04:36			REBOUND (DEF) by Jackson, Shiyaun
SUB IN : Carr, Coland	04:36			SUB IN : Bullard, Kajuan
SUB OUT: Rounds, Tekevion	04:36			SUB OUT: Dixon, Laron
	04:18	28-25	H 3	GOOD! LAYUP by Foster, Jaiohn [PNT]
	04:10			SUB IN : Jackson, Shiyaun
	04:10			SUB IN : Stennis, Gregory
MISSED JUMPER by Lawson, Chandler	04:08			REBOUND (DEF) by Pierson, Ronney
	03:59	28-28	T 1	GOOD! 3 PTR by Foster, Jaiohn
	03:59			ASSIST by Pierson, Ronney
MISSED LAYUP by Brown, Kevin	03:51			REBOUND (DEF) by Stennis, Gregory
REBOUND (DEF) by Lawson, Johnathan	03:40			MISSED LAYUP by Stennis, Gregory
	03:35			SUB OUT: Allen, Wesley
MISSED 3 PTR by Duncan, Jonathan	03:33			
REBOUND (OFF) by Lawson, Johnathan	03:33			
MISSED JUMPER by Lawson, Chandler	03:26			BLOCK by Bullard, Kajuan
	03:24			REBOUND (DEF) by Bullard, Kajuan
	03:18	28-31	V 3	GOOD! 3 PTR by Pierson, Ronney [FB]
	03:18			ASSIST by Battle, Derion
FOUL by Lawson, Chandler (P2T5)	03:04			
TURNOVR by Lawson, Chandler	03:04			
REBOUND (DEF) by Lawson, Chandler	02:31			MISSED 3 PTR by Pierson, Ronney
MISSED FT SHOT by Lawson, Chandler	02:18			FOUL by Stennis, Gregory (P1T8)
REBOUND (OFF) by (DEADBALL)	02:18			
MISSED FT SHOT by Lawson, Chandler	02:18			REBOUND (DEF) by Stennis, Gregory
	02:18			SUB OUT: Battle, Derion
REBOUND (DEF) by Lawson, Johnathan	01:33			MISSED LAYUP by Jackson, Shiyaun
TURNOVR by Lawson, Johnathan	01:25			
SUB IN : Suttle, Avionne	01:25			
SUB OUT: Lawson, Chandler	01:25			
	01:09			MISSED JUMPER by Foster, Jaiohn

Austin-East vs Wooddale

03/03/19 1:15 p.m. at Murfreesboro, Tenn. (Murphy Center)

2nd PERIOD Play-by-Play (Page 2)

HOME TEAM: Wooddale	Time	Score	Margin	VISITORS: Austin-East
REBOUND (DEF) by Suttle, Avionne	01:09			
MISSED JUMPER by Lawson, Johnathan	00:53			
REBOUND (OFF) by Carr, Coland	00:53			
GOOD! 3 PTR by Duncan, Jonathan	00:48	31-31	T 2	
ASSIST by Carr, Coland	00:48			
	00:29	31-34	V 3	GOOD! 3 PTR by Pierson, Ronney
MISSED 3 PTR by Duncan, Jonathan	00:18			
REBOUND (OFF) by Brown, Kevin	00:18			
MISSED LAYUP by Brown, Kevin	00:14			
REBOUND (OFF) by Carr, Coland	00:14			
MISSED FT SHOT by Carr, Coland	00:13			FOUL by Pierson, Ronney (P2T9)
REBOUND (OFF) by (DEADBALL)	00:13			
MISSED FT SHOT by Carr, Coland	00:13			REBOUND (DEF) by Stennis, Gregory
	00:13			SUB IN : Dixon, Laron
	00:13			SUB OUT: Foster, Jaiohn
STEAL by Brown, Kevin	00:02			TURNOVR by Pierson, Ronney
GOOD! FT SHOT by Duncan, Jonathan	00:02	32-34	V 2	FOUL by Bullard, Kajuan (P1T10)
GOOD! FT SHOT by Duncan, Jonathan	00:02	33-34	V 1	

Austin-East 34, Wooddale 33

2nd period-only	In Paint	Off T/O	2nd Chance	Fast Break	Bench	
Austin-East	4	0	0	3	10	Score tied - 2 times.
Wooddale	4	5	5	0	0	Lead changed - 1 time.

Austin-East vs Wooddale

03/03/19 1:15 p.m. at Murfreesboro, Tenn. (Murphy Center)

3rd PERIOD Play-by-Play (Page 1)

HOME TEAM: Wooddale	Time	Score	Margin	VISITORS: Austin-East
	07:49			FOUL by Upton, Dereke (P3T1)
GOOD! JUMPER by Lawson, Chandler [PNT]	07:45	35-34	H 1	
REBOUND (DEF) by Lawson, Johnathan	07:12			MISSED JUMPER by Bullard, Kajuan
GOOD! LAYUP by Brown, Kevin [FB/PNT]	07:08	37-34	H 3	
ASSIST by Lawson, Johnathan	07:08			
	06:36			REBOUND (OFF) by Upton, Dereke
STEAL by Lawson, Johnathan	06:29			
GOOD! LAYUP by Duncan, Jonathan [PNT]	06:16	39-34	H 5	
	06:10			TURNOVR by (TEAM)
GOOD! LAYUP by Miles, Alvin [PNT]	06:09	41-34	H 7	
	05:40			FOUL by Allen, Wesley (P1T2)
	05:40			TURNOVR by Allen, Wesley
	05:40			TIMEOUT TEAM
	05:40			SUB IN : Stennis, Gregory
	05:40			SUB OUT: Upton, Dereke
GOOD! LAYUP by Lawson, Chandler [FB/PNT]	05:38	43-34	H 9	
	05:21	43-36	H 7	GOOD! LAYUP by Stennis, Gregory [PNT]
	05:21			ASSIST by Allen, Wesley
MISSED FT SHOT by Brown, Kevin	05:16			FOUL by Stennis, Gregory (P2T3)
REBOUND (OFF) by (DEADBALL)	05:16			
GOOD! FT SHOT by Brown, Kevin	05:16	44-36	H 8	
FOUL by Lawson, Johnathan (P1T1)	05:07			
STEAL by Duncan, Jonathan	04:57			TURNOVR by Allen, Wesley
MISSED JUMPER by Lawson, Chandler	04:46			REBOUND (DEF) by Bullard, Kajuan
REBOUND (DEF) by Lawson, Chandler	04:32			MISSED JUMPER by Dixon, Laron
MISSED 3 PTR by Lawson, Johnathan	04:24			REBOUND (DEF) by Pierson, Ronney
	04:19			TURNOVR by Pierson, Ronney
STEAL by Lawson, Johnathan	04:18			
GOOD! DUNK by Lawson, Chandler [PNT]	04:17	46-36	H 10	
ASSIST by Lawson, Johnathan	04:17			
	03:56	46-38	H 8	GOOD! LAYUP by Allen, Wesley [PNT]
GOOD! FT SHOT by Brown, Kevin	03:48	47-38	H 9	FOUL by Pierson, Ronney (P3T4)
MISSED FT SHOT by Brown, Kevin	03:48			REBOUND (DEF) by Harris, Joshua
SUB IN : Rounds, Tekevion	03:48			SUB IN : Harris, Joshua
SUB OUT: Lawson, Johnathan	03:48			SUB IN : Battle, Derion
	03:48			SUB OUT: Allen, Wesley
	03:48			SUB OUT: Bullard, Kajuan
	03:34			TURNOVR by Harris, Joshua
STEAL by Lawson, Chandler	03:33			
GOOD! LAYUP by Lawson, Chandler [FB/PNT]	03:30	49-38	H 11	
ASSIST by Miles, Alvin	03:26			
	03:16			MISSED 3 PTR by Dixon, Laron
	03:16			REBOUND (OFF) by Harris, Joshua
	03:12	49-40	H 9	GOOD! LAYUP by Harris, Joshua [PNT]
GOOD! LAYUP by Brown, Kevin [PNT]	03:06	51-40	H 11	
GOOD! FT SHOT by Brown, Kevin	03:06	52-40	H 12	FOUL by Battle, Derion (P1T5)
SUB IN : Carr, Coland	03:06			SUB IN : Foster, Jaiohn
SUB OUT: Rounds, Tekevion	03:06			SUB IN : Upton, Dereke
	03:06			SUB OUT: Stennis, Gregory
	03:06			SUB OUT: Pierson, Ronney
	02:55			TIMEOUT 30sec
	02:55			SUB IN : Allen, Wesley
	02:55			SUB OUT: Harris, Joshua
BLOCK by Lawson, Chandler	02:47			MISSED JUMPER by Foster, Jaiohn
REBOUND (DEF) by Brown, Kevin	02:45			
	02:34			FOUL by Upton, Dereke (P4T6)
	02:34			SUB IN : Pierson, Ronney
	02:34			SUB OUT: Upton, Dereke
MISSED JUMPER by Lawson, Chandler	02:28			REBOUND (DEF) by Battle, Derion
	02:19			MISSED LAYUP by Allen, Wesley

Austin-East vs Wooddale

03/03/19 1:15 p.m. at Murfreesboro, Tenn. (Murphy Center)

3rd PERIOD Play-by-Play (Page 2)

HOME TEAM: Wooddale	Time	Score	Margin	VISITORS: Austin-East
REBOUND (DEF) by Carr, Coland	02:19			
GOOD! LAYUP by Miles, Alvin [PNT]	02:09	54-40	H 14	
ASSIST by Lawson, Chandler	02:09			
REBOUND (DEF) by Lawson, Chandler	01:53			MISSED JUMPER by Dixon, Laron
MISSED 3 PTR by Miles, Alvin	01:45			REBOUND (DEF) by Battle, Derion
SUB IN : Lawson, Johnathan	01:39			
SUB OUT: Lawson, Chandler	01:39			
	01:29	54-42	H 12	GOOD! JUMPER by Dixon, Laron
TURNOVR by Brown, Kevin	01:18			
SUB IN : Suttle, Avionne	01:18			
SUB OUT: Duncan, Jonathan	01:18			
	01:08			MISSED 3 PTR by Dixon, Laron
	01:08			REBOUND (OFF) by (TEAM)
	00:57	54-44	H 10	GOOD! JUMPER by Foster, Jaiohn
MISSED JUMPER by Lawson, Johnathan	00:45			
REBOUND (OFF) by Lawson, Johnathan	00:45			
MISSED JUMPER by Lawson, Johnathan	00:43			
REBOUND (OFF) by Lawson, Johnathan	00:43			
GOOD! FT SHOT by Lawson, Johnathan	00:43	55-44	H 11	FOUL by Battle, Derion (P2T7)
MISSED FT SHOT by Lawson, Johnathan	00:43			REBOUND (DEF) by Allen, Wesley
SUB IN : Webster, Darrias	00:43			
SUB OUT: Miles, Alvin	00:43			
	00:37			TURNOVR by Dixon, Laron
	00:37			SUB IN : Bullard, Kajuan
	00:37			SUB OUT: Dixon, Laron
MISSED LAYUP by Webster, Darrias	00:28			REBOUND (DEF) by Pierson, Ronney
	00:20			MISSED LAYUP by Pierson, Ronney
	00:20			REBOUND (OFF) by Bullard, Kajuan
	00:20			TURNOVR by Bullard, Kajuan
MISSED 3 PTR by Brown, Kevin	00:13			REBOUND (DEF) by (TEAM)
BLOCK by Webster, Darrias	00:02			MISSED JUMPER by Allen, Wesley
	00:00			REBOUND (OFF) by Bullard, Kajuan
	00:00	55-46	H 9	GOOD! JUMPER by Bullard, Kajuan [PNT]

Wooddale 55, Austin-East 46

3rd period-only	In Paint	Off T/O	2nd Chance	Fast Break	Bench	
Austin-East	8	2	6	0	6	Score tied - 0 times.
Wooddale	18	8	1	6	0	Lead changed - 1 time.

Austin-East vs Wooddale

03/03/19 1:15 p.m. at Murfreesboro, Tenn. (Murphy Center)

4th PERIOD Play-by-Play (Page 1)

HOME TEAM: Wooddale	Time	Score	Margin	VISITORS: Austin-East
	08:00			SUB IN : Foster, Jaiohn
	08:00			SUB IN : Battle, Derion
	08:00			SUB OUT: Upton, Dereke
	08:00			SUB OUT: Dixon, Laron
REBOUND (DEF) by Duncan, Jonathan	07:48			MISSED JUMPER by Foster, Jaiohn
GOOD! LAYUP by Brown, Kevin [FB/PNT]	07:40	57-46	H 11	
ASSIST by Lawson, Johnathan	07:40			
BLOCK by Lawson, Chandler	07:28			MISSED JUMPER by Allen, Wesley
	07:27			REBOUND (OFF) by Allen, Wesley
REBOUND (DEF) by Lawson, Chandler	07:24			MISSED JUMPER by Battle, Derion
TURNOVR by Lawson, Johnathan	07:18			
	07:17			STEAL by Battle, Derion
REBOUND (DEF) by Lawson, Johnathan	07:16			MISSED LAYUP by Battle, Derion
GOOD! FT SHOT by Lawson, Johnathan	07:15	58-46	H 12	FOUL by Allen, Wesley (P2T8)
MISSED FT SHOT by Lawson, Johnathan	07:15			REBOUND (DEF) by (TEAM)
	07:15			SUB IN : Upton, Dereke
	07:15			SUB OUT: Battle, Derion
	06:49			MISSED 3 PTR by Foster, Jaiohn
	06:49			REBOUND (OFF) by Pierson, Ronney
	06:45			MISSED 3 PTR by Pierson, Ronney
	06:45			REBOUND (OFF) by Bullard, Kajuan
	06:42	58-48	H 10	GOOD! TIP-IN by Bullard, Kajuan [PNT]
TURNOVR by Lawson, Johnathan	06:31			
	06:20	58-51	H 7	GOOD! 3 PTR by Pierson, Ronney
GOOD! LAYUP by Miles, Alvin [PNT]	06:01	60-51	H 9	
REBOUND (DEF) by Lawson, Johnathan	05:45			MISSED JUMPER by Foster, Jaiohn
GOOD! 3 PTR by Miles, Alvin [FB]	05:40	63-51	H 12	
ASSIST by Lawson, Johnathan	05:40			
	05:22	63-53	H 10	GOOD! LAYUP by Bullard, Kajuan [PNT]
	05:22			ASSIST by Upton, Dereke
GOOD! DUNK by Lawson, Chandler [PNT]	05:07	65-53	H 12	
ASSIST by Miles, Alvin	05:07			
	04:48	65-55	H 10	GOOD! LAYUP by Upton, Dereke [PNT]
	04:48			ASSIST by Bullard, Kajuan
GOOD! 3 PTR by Duncan, Jonathan [FB]	04:40	68-55	H 13	
ASSIST by Miles, Alvin	04:40			
	04:29			TIMEOUT TEAM
	04:29			SUB IN : Jackson, Shiyaun
	04:29			SUB IN : Harris, Joshua
	04:29			SUB OUT: Allen, Wesley
	04:29			SUB OUT: Pierson, Ronney
REBOUND (DEF) by Miles, Alvin	04:10			MISSED 3 PTR by Jackson, Shiyaun
GOOD! LAYUP by Miles, Alvin [PNT]	03:40	70-55	H 15	
	03:32			SUB IN : Dixon, Laron
	03:32			SUB OUT: Harris, Joshua
	03:27	70-57	H 13	GOOD! LAYUP by Dixon, Laron [PNT]
GOOD! LAYUP by Lawson, Chandler [PNT]	02:50	72-57	H 15	
ASSIST by Duncan, Jonathan	02:50			
	02:42			TURNOVR by Jackson, Shiyaun
STEAL by Miles, Alvin	02:41			
GOOD! LAYUP by Miles, Alvin [FB/PNT]	02:40	74-57	H 17	
	02:22	74-59	H 15	GOOD! JUMPER by Bullard, Kajuan
MISSED FT SHOT by Lawson, Johnathan	01:53			FOUL by Jackson, Shiyaun (P1T9)
	01:53			REBOUND (DEF) by Bullard, Kajuan
	01:53			SUB IN : Allen, Wesley
	01:53			SUB IN : Pierson, Ronney
	01:53			SUB OUT: Jackson, Shiyaun
	01:53			SUB OUT: Foster, Jaiohn
BLOCK by Lawson, Chandler	01:44			MISSED JUMPER by Dixon, Laron
REBOUND (DEF) by Duncan, Jonathan	01:43			

Austin-East vs Wooddale

03/03/19 1:15 p.m. at Murfreesboro, Tenn. (Murphy Center)

4th PERIOD Play-by-Play (Page 2)

HOME TEAM: Wooddale	Time	Score	Margin	VISITORS: Austin-East
GOOD! DUNK by Lawson, Chandler [FB/PNT]	01:38	76-59	H 17	
ASSIST by Duncan, Jonathan	01:38			
STEAL by Lawson, Chandler	01:23			TURNOVR by Allen, Wesley
MISSED LAYUP by Duncan, Jonathan	01:19			REBOUND (DEF) by Dixon, Laron
FOUL by Lawson, Johnathan (P2T2)	01:15	76-60	H 16	GOOD! FT SHOT by Allen, Wesley
	01:15	76-61	H 15	GOOD! FT SHOT by Allen, Wesley
SUB IN : Rounds, Tekevion	01:15			
SUB IN : Carr, Coland	01:15			
SUB OUT: Lawson, Johnathan	01:15			
SUB OUT: Lawson, Chandler	01:15			
	01:08			MISSED LAYUP by Bullard, Kajuan
	01:08			REBOUND (OFF) by Allen, Wesley
	01:04			MISSED 3 PTR by Dixon, Laron
	01:04			REBOUND (OFF) by Bullard, Kajuan
	01:00			MISSED JUMPER by Bullard, Kajuan
	01:00			REBOUND (OFF) by (TEAM)
	00:59			SUB IN : Covington, Cameron
	00:59			SUB OUT: Dixon, Laron
REBOUND (DEF) by Carr, Coland	00:55			MISSED 3 PTR by Pierson, Ronney
MISSED JUMPER by Rounds, Tekevion	00:35			
REBOUND (OFF) by Duncan, Jonathan	00:35			
MISSED FT SHOT by Duncan, Jonathan	00:32			FOUL by Allen, Wesley (P3T10)
REBOUND (OFF) by (DEADBALL)	00:32			
GOOD! FT SHOT by Duncan, Jonathan	00:32	77-61	H 16	
SUB IN : Suttle, Avionne	00:32			SUB IN : Allen, TJ
SUB OUT: Duncan, Jonathan	00:32			SUB OUT: Bullard, Kajuan
REBOUND (DEF) by Rounds, Tekevion	00:28			MISSED LAYUP by Allen, Wesley
	00:27			FOUL by Allen, Wesley (P4T11)
FOUL by Miles, Alvin (P3T3)	00:27			
FOUL!byTMiles,bAlvinn(P4T4)kevion	00:27	78-61	H 17	
GOOD! FT SHOT by Rounds, Tekevion	00:27	79-61	H 18	
	00:27			MISSED FT SHOT by Covington, Cameron
	00:27			REBOUND (OFF) by (DEADBALL)
	00:27			MISSED FT SHOT by Covington, Cameron
	00:27			REBOUND (OFF) by (DEADBALL)
SUB IN : Webster, Darrias	00:27			SUB IN : Smith, Keon
SUB OUT: Miles, Alvin	00:27			SUB OUT: Allen, Wesley
REBOUND (DEF) by Carr, Coland	00:19			MISSED 3 PTR by Pierson, Ronney

Wooddale 79, Austin-East 61

4th period-only	In Paint	Off T/O	2nd Chance	Fast Break	Bench	
Austin-East	8	3	2	0	0	Score tied - 0 times.
Wooddale	14	2	1	12	2	Lead changed - 0 times.

Official Basketball Box Score -- 1st Period-Only
Austin-East vs Wooddale
03/03/19 1:15 p.m. at Murfreesboro, Tenn. (Murphy Center)

Austin-East 18 • 24-6

##	Player		Total FG-FGA	3-Ptr FG-FGA	FT-FTA	Rebounds Off	Def	Tot	PF	TP	A	TO	Blk	Stl	Min
01	Allen, Wesley	*	1-1	0-0	0-0	1	1	2	0	2	2	0	0	0	8
05	Pierson, Ronney	*	2-5	2-5	0-0	0	0	0	0	6	0	0	0	0	5
15	Bullard, Kajuan	*	1-2	0-0	0-0	0	0	0	0	2	0	1	0	1	6
22	Upton, Dereke	*	0-0	0-0	0-0	0	0	0	2	0	0	0	0	0	2
23	Dixon, Laron	*	2-6	1-3	0-0	2	1	3	0	5	1	1	1	1	8
03	Foster, Jaiohn		0-1	0-1	0-0	1	0	1	0	0	1	0	1	0	3
10	Battle, Derion		0-0	0-0	0-0	0	0	0	0	0	0	1	0	0	1
11	Harris, Joshua		1-3	1-3	0-0	0	2	2	2	3	1	1	0	0	4
	Team					0	0	0							
	Totals		7-18	4-12	0-0	4	4	8	4	18	5	4	2	2	-

FG %:	7-18	38.9%
3FG %:	4-12	33.3%
FT %:	0-0	0.0%

Deadball Rebounds
0

Wooddale 21 • 31-4

##	Player		Total FG-FGA	3-Ptr FG-FGA	FT-FTA	Rebounds Off	Def	Tot	PF	TP	A	TO	Blk	Stl	Min
02	Brown, Kevin	*	1-1	1-1	0-0	0	1	1	0	3	1	0	0	0	6
03	Miles, Alvin	*	1-3	1-1	3-4	1	2	3	2	6	1	2	0	0	8
10	Duncan, Jonathan	*	3-3	2-2	0-0	1	0	1	0	8	0	0	0	0	8
11	Lawson, Johnathan	*	0-2	0-2	0-2	0	2	2	0	0	1	0	0	0	8
13	Lawson, Chandler	*	2-3	0-0	0-0	1	2	3	0	4	2	2	0	1	6
00	Reed, Andre		0-0	0-0	0-0	0	0	0	0	0	0	1	0	0	-
24	Rounds, Tekevion		0-2	0-0	0-0	1	0	1	1	0	0	1	0	0	3
	Team					1	0	1							
	Totals		7-14	4-6	3-6	5	7	12	3	21	5	6	0	1	-

FG %:	7-14	50.0%
3FG %:	4-6	66.7%
FT %:	3-6	50.0%

Deadball Rebounds
1

Officials: Anthony Hall, Nathan Daugherty, Kevin Stamper
Technical fouls: Austin-East-None. Wooddale-None.
Attendance:

Score by periods	1st	2nd	3rd	4th	Total
Austin-East	18	0	0	0	**18**
Wooddale	21	0	0	0	**21**

Official Basketball Box Score -- 2nd Period-Only
Austin-East vs Wooddale
03/03/19 1:15 p.m. at Murfreesboro, Tenn. (Murphy Center)

Austin-East 16 • 24-6

##	Player		Total FG-FGA	3-Ptr FG-FGA	FT-FTA	Rebounds Off	Def	Tot	PF	TP	A	TO	Blk	Stl	Min
01	Allen, Wesley	*	0-0	0-0	0-0	0	0	0	0	0	0	0	0	0	4
05	Pierson, Ronney	*	2-4	2-4	0-0	0	2	2	2	6	1	1	0	0	8
15	Bullard, Kajuan	*	0-0	0-0	0-0	0	1	1	1	0	0	0	1	0	4
23	Dixon, Laron	*	0-1	0-1	0-0	0	1	1	2	0	0	0	1	0	3
02	Jackson, Shiyaun		0-2	0-1	0-0	0	1	1	0	0	0	0	0	0	2
03	Foster, Jaiohn		4-5	2-2	0-0	0	0	0	0	10	0	0	0	0	7
10	Battle, Derion		0-1	0-0	0-0	0	1	1	0	0	2	1	0	0	5
35	Stennis, Gregory		0-1	0-0	0-0	0	3	3	1	0	0	0	0	0	3
	Team					0	0	0							
	Totals		6-14	4-8	0-0	0	9	9	6	16	3	2	2	0	-

FG %:	6-14	42.9%
3FG %:	4-8	50.0%
FT %:	0-0	0.0%

Deadball Rebounds
0

Wooddale 12 • 31-4

##	Player		Total FG-FGA	3-Ptr FG-FGA	FT-FTA	Rebounds Off	Def	Tot	PF	TP	A	TO	Blk	Stl	Min
02	Brown, Kevin	*	1-4	1-1	0-0	1	0	1	0	3	1	0	0	1	8
10	Duncan, Jonathan	*	1-3	1-3	2-2	0	0	0	0	5	1	0	0	0	8
11	Lawson, Johnathan	*	1-3	0-0	0-3	2	3	5	0	2	0	1	0	1	8
13	Lawson, Chandler	*	1-4	0-0	0-2	1	2	3	2	2	0	1	1	0	6
21	Carr, Coland		0-0	0-0	0-2	2	0	2	0	0	1	0	0	0	4
24	Rounds, Tekevion		0-1	0-0	0-0	0	2	2	0	0	0	0	0	0	3
33	Suttle, Avionne		0-0	0-0	0-0	0	1	1	0	0	0	0	0	0	1
	Team					0	0	0							
	Totals		4-15	2-4	2-9	6	8	14	2	12	3	2	1	2	-

FG %:	4-15	26.7%
3FG %:	2-4	50.0%
FT %:	2-9	22.2%

Deadball Rebounds
3

Officials: Anthony Hall, Nathan Daugherty, Kevin Stamper
Technical fouls: Austin-East-None. Wooddale-None.
Attendance:

Score by periods	1st	2nd	3rd	4th	Total
Austin-East	0	16	0	0	**16**
Wooddale	0	12	0	0	**12**

Official Basketball Box Score -- 3rd Period-Only
Austin-East vs Wooddale
03/03/19 1:15 p.m. at Murfreesboro, Tenn. (Murphy Center)

Austin-East 12 • 24-6

##	Player		Total FG-FGA	3-Ptr FG-FGA	FT-FTA	Rebounds Off	Def	Tot	PF	TP	A	TO	Blk	Stl	Min
01	Allen, Wesley	*	1-3	0-0	0-0	0	1	1	1	2	1	2	0	0	7
05	Pierson, Ronney	*	0-1	0-0	0-0	0	2	2	1	0	0	1	0	0	7
15	Bullard, Kajuan	*	1-2	0-0	0-0	2	1	3	0	2	0	1	0	0	4
22	Upton, Dereke	*	0-0	0-0	0-0	1	0	1	2	0	0	0	0	0	2
23	Dixon, Laron	*	1-5	0-2	0-0	0	0	0	0	2	0	1	0	0	7
03	Foster, Jaiohn		1-2	0-0	0-0	0	0	0	0	2	0	0	0	0	3
10	Battle, Derion		0-0	0-0	0-0	0	2	2	2	0	0	0	0	0	3
11	Harris, Joshua		1-1	0-0	0-0	1	1	2	0	2	0	1	0	0	0+
35	Stennis, Gregory		1-1	0-0	0-0	0	0	0	1	2	0	0	0	0	2
	Team					1	1	2				1			
	Totals		6-15	0-2	0-0	5	8	13	7	12	1	7	0	0	-

FG %:	6-15	40.0%
3FG %:	0-2	0.0%
FT %:	0-0	0.0%

Deadball Rebounds
0

Wooddale 22 • 31-4

##	Player		Total FG-FGA	3-Ptr FG-FGA	FT-FTA	Rebounds Off	Def	Tot	PF	TP	A	TO	Blk	Stl	Min
02	Brown, Kevin	*	2-3	0-1	3-5	0	1	1	0	7	0	1	0	0	8
03	Miles, Alvin	*	2-3	0-1	0-0	0	0	0	0	4	1	0	0	0	7
10	Duncan, Jonathan	*	1-1	0-0	0-0	0	0	0	0	2	0	0	0	1	6
11	Lawson, Johnathan	*	0-3	0-1	1-2	2	1	3	1	1	2	0	0	2	5
13	Lawson, Chandler	*	4-6	0-0	0-0	0	2	2	0	8	1	0	1	1	6
05	Webster, Darrias		0-1	0-0	0-0	0	0	0	0	0	0	0	1	0	0+
21	Carr, Coland		0-0	0-0	0-0	0	1	1	0	0	0	0	0	0	3
24	Rounds, Tekevion		0-0	0-0	0-0	0	0	0	0	0	0	0	0	0	0+
33	Suttle, Avionne		0-0	0-0	0-0	0	0	0	0	0	0	0	0	0	1
	Team					0	0	0							
	Totals		9-17	0-3	4-7	2	5	7	1	22	4	1	2	4	-

FG %:	9-17	52.9%
3FG %:	0-3	0.0%
FT %:	4-7	57.1%

Deadball Rebounds
1

Officials: Anthony Hall, Nathan Daugherty, Kevin Stamper
Technical fouls: Austin-East-None. Wooddale-None.
Attendance:

Score by periods	1st	2nd	3rd	4th	Total
Austin-East	0	0	12	0	**12**
Wooddale	0	0	22	0	**22**

Official Basketball Box Score -- 4th Period-Only
Austin-East vs Wooddale
03/03/19 1:15 p.m. at Murfreesboro, Tenn. (Murphy Center)

Austin-East 15 • 24-6

##	Player		Total FG-FGA	3-Ptr FG-FGA	FT-FTA	Rebounds Off	Def	Tot	PF	TP	A	TO	Blk	Stl	Min
01	Allen, Wesley	*	0-2	0-0	2-2	2	0	2	3	2	0	1	0	0	4
05	Pierson, Ronney	*	1-4	1-4	0-0	1	0	1	0	3	0	0	0	0	5
15	Bullard, Kajuan	*	3-5	0-0	0-0	2	1	3	0	6	1	0	0	0	7
22	Upton, Dereke	*	1-1	0-0	0-0	0	0	0	0	2	1	0	0	0	7
23	Dixon, Laron	*	1-3	0-1	0-0	0	1	1	0	2	0	0	0	0	2
02	Jackson, Shiyaun		0-1	0-1	0-0	0	0	0	1	0	0	1	0	0	2
03	Foster, Jaiohn		0-3	0-1	0-0	0	0	0	0	0	0	0	0	0	6
04	Allen, TJ		0-0	0-0	0-0	0	0	0	0	0	0	0	0	0	0+
10	Battle, Derion		0-2	0-0	0-0	0	0	0	0	0	0	0	0	1	0+
11	Harris, Joshua		0-0	0-0	0-0	0	0	0	0	0	0	0	0	0	0+
12	Smith, Keon		0-0	0-0	0-0	0	0	0	0	0	0	0	0	0	0+
24	Covington, Cameron		0-0	0-0	0-2	0	0	0	0	0	0	0	0	0	0+
	Team					1	1	2							
	Totals		6-21	1-7	2-4	6	3	9	4	15	2	2	0	1	-

FG %:	6-21	28.6%
3FG %:	1-7	14.3%
FT %:	2-4	50.0%

Deadball Rebounds
2

Wooddale 24 • 31-4

##	Player		Total FG-FGA	3-Ptr FG-FGA	FT-FTA	Rebounds Off	Def	Tot	PF	TP	A	TO	Blk	Stl	Min
02	Brown, Kevin	*	1-1	0-0	0-0	0	0	0	0	2	0	0	0	0	8
03	Miles, Alvin	*	4-4	1-1	0-0	0	1	1	2	9	2	0	0	1	7
10	Duncan, Jonathan	*	1-2	1-1	1-2	1	2	3	0	4	2	0	0	0	7
11	Lawson, Johnathan	*	0-0	0-0	1-3	0	2	2	1	1	2	2	0	0	6
13	Lawson, Chandler	*	3-3	0-0	0-0	0	1	1	0	6	0	0	2	1	6
05	Webster, Darrias		0-0	0-0	0-0	0	0	0	0	0	0	0	0	0	0+
21	Carr, Coland		0-0	0-0	0-0	0	2	2	0	0	0	0	0	0	1
24	Rounds, Tekevion		0-1	0-0	2-2	0	1	1	0	2	0	0	0	0	1
33	Suttle, Avionne		0-0	0-0	0-0	0	0	0	0	0	0	0	0	0	0+
	Team					0	0	0							
	Totals		9-11	2-2	4-7	1	9	10	3	24	6	2	2	2	-

FG %:	9-11	81.8%
3FG %:	2-2	100.0%
FT %:	4-7	57.1%

Deadball Rebounds
1

Officials: Anthony Hall, Nathan Daugherty, Kevin Stamper
Technical fouls: Austin-East-None. Wooddale-None.
Attendance:

Score by periods	1st	2nd	3rd	4th	Total
Austin-East	0	0	0	15	**15**
Wooddale	0	0	0	24	**24**

2008 Class AA State Boys' Basketball Tournament

March 12 - March 15, 2008 · Murphy Center - MTSU - Murfreesboro, TN

Game 1
Wed. Mar. 12 7:00 PM

Dyer Co. (31-1)	70
CPA (31-3)	69

Game 2
Wed. Mar. 12 8:45 PM

Knoxville Fulton (25-4)	92
Livingston Academy (30-4)	55

Game 3
Thu. Mar. 13 10:30 AM

Mitchell (23-8)	58
Austin-East (28-7)	56

Game 4
Thu. Mar. 13 12:15 PM

Howard (30-2)	75
Bolivar Central (28-4)	65

2 OT
Game 5
Fri. Mar. 14 2:00 PM

Dyer Co.	79
Knoxville Fulton	86

Game 6
Fri. Mar. 14 5:15 PM

Mitchell	87
Howard	61

Game 7
Sat. Mar. 15 5:00 PM

Knoxville Fulton	74
Mitchell	68

Knoxville Fulton
STATE CHAMPION

Mitchell vs Austin-East (03/13/08 at Murfreesboro, TN (Murphy Center))

Official Basketball Box Score

Official Basketball Box Score
Mitchell vs Austin-East
03/13/08 10:30 AM at Murfreesboro, TN (Murphy Center)

VISITORS: Mitchell 24-8

##	Player Name	TOT-FG FG-FGA	3-PT FG-FGA	FT-FTA	REBOUNDS OF	DE	TOT	PF	TP	A	TO	BLK	S	MIN
01	Wade,Mardracus.....	3-9	2-4	2-4	1	1	2	3	10	3	5	0	3	32
03	Buggs,Eric.....	1-4	0-0	2-3	1	1	2	2	4	3	2	0	2	20
04	Boddie,Leon.....	0-1	0-0	0-0	0	1	1	1	0	1	1	0	0	6
14	Holloway,Donald.....	0-0	0-0	0-0	0	0	0	1	0	0	0	0	0	6
22	Burditt,Amoni.....	5-8	3-6	0-0	1	8	9	4	13	0	2	2	0	23
23	Torry,Kenyan.....	9-21	0-2	4-7	3	0	3	3	22	1	6	0	5	30
24	McCaster,Lewis.....	3-5	0-0	0-0	0	8	8	3	6	1	2	3	0	26
32	Jones,Corey.....	1-1	0-0	1-4	2	3	5	2	3	1	2	0	0	14
50	Littlejohn,Robert...	0-0	0-0	0-0	0	0	0	0	0	0	0	0	0	2
55	Lloyd,Dale.....	0-0	0-0	0-0	0	0	0	0	0	0	1	0	0	1
	TEAM.....					4	4							
	Totals.....	22-49	5-12	9-18	8	26	34	19	58	10	21	5	10	160

TOTAL FG% 1st Half: 13-27 48.1% 2nd Half: 9-22 40.9% Game: 44.9% DEADB
3-Pt. FG% 1st Half: 4-10 40.0% 2nd Half: 1-2 50.0% Game: 41.7% REBS
F Throw % 1st Half: 0-2 0.0% 2nd Half: 9-16 56.3% Game: 50.0% 4

HOME TEAM: Austin-East 28-8

##	Player Name	TOT-FG FG-FGA	3-PT FG-FGA	FT-FTA	REBOUNDS OF	DE	TOT	PF	TP	A	TO	BLK	S	MIN
05	Jones,Chance..... *	2-9	1-6	0-0	0	1	1	2	5	0	3	1	1	16
13	Florence,Darryl..... *	4-16	2-13	1-2	1	2	3	4	11	0	5	0	0	24
22	Jones,Chase..... *	4-13	1-2	2-5	4	5	9	1	11	1	3	3	3	32
23	Robinson,Augusta.... *	1-2	0-1	0-0	2	4	6	3	2	2	5	0	0	13
31	Pryor,Travie..... *	3-9	0-0	5-6	6	4	10	3	11	0	2	1	3	22
10	Lundy,Jamal.....	2-7	0-2	3-5	1	2	3	1	7	1	3	0	4	17
11	Lopez,Brandon.....	0-2	0-0	0-0	1	1	2	0	0	0	0	0	0	6
25	Jones,Kenny.....	2-4	0-0	1-4	3	3	6	2	5	1	2	1	0	23
41	Hale,Johnathan.....	2-4	0-0	0-1	2	1	3	2	4	1	1	0	0	7
	TEAM.....				7	1	8							
	Totals.....	20-66	4-24	12-23	27	24	51	18	56	6	24	6	11	160

TOTAL FG% 1st Half: 12-41 29.3% 2nd Half: 8-25 32.0% Game: 30.3% DEADB
3-Pt. FG% 1st Half: 1-10 10.0% 2nd Half: 3-14 21.4% Game: 16.7% REBS
F Throw % 1st Half: 4-8 50.0% 2nd Half: 8-15 53.3% Game: 52.2% 4

Officials: Corey Massey, Greg Porter, Roy Dill
Technical fouls: Mitchell-None. Austin-East-Jones,Chase; TEAM.
Attendance:

Score by Periods	1st	2nd	3rd	4th		Total
Mitchell.....	10	20	13	15	-	58
Austin-East.....	12	17	13	14	-	56

Play-by-Play

Play-by-Play
Mitchell vs Austin-East
03/13/08 10:30 AM at Murfreesboro, TN (Murphy Center)

1st PERIOD Play-by-Play (Page 1)

HOME TEAM: Austin-East	TIME	SCORE	MAR	VISITORS: Mitchell
TURNOVR by Robinson,Augusta	07:54			
	07:33	0-3	V 3	GOOD! 3 PTR by Burditt,Amoni
	07:33			ASSIST by Boddie,Leon
MISSED JUMPER by Jones,Chase	07:15			REBOUND (DEF) by McCaster,Lewis
REBOUND (DEF) by Robinson,Augusta	07:08			MISSED JUMPER by Wade,Mardracus
MISSED 3 PTR by Florence,Darryl	07:01			REBOUND (DEF) by Burditt,Amoni
	06:50			TURNOVR by Buggs,Eric
MISSED JUMPER by Jones,Chance	06:38			REBOUND (DEF) by McCaster,Lewis
BLOCK by Jones,Chase	06:28			MISSED JUMPER by Boddie,Leon
REBOUND (DEF) by Jones,Chase	06:26			
MISSED 3 PTR by Robinson,Augusta	06:21			
REBOUND (OFF) by Pryor,Travie	06:21			
MISSED JUMPER by Pryor,Travie	06:15			REBOUND (DEF) by Boddie,Leon
	05:53			TURNOVR by Boddie,Leon
	05:53			SUB IN : Torry,Kenyan
TURNOVR by Robinson,Augusta	05:47			

	05:34			MISSED JUMPER by Wade,Mardracus
	05:34			REBOUND (OFF) by Wade,Mardracus
REBOUND (DEF) by Jones,Chance	05:28			MISSED 3 PTR by Burditt,Amoni
GOOD! LAYUP by Florence,Darryl [PNT]	05:20	2-3	V 1	
	05:13			TURNOVR by Buggs,Eric
STEAL by Jones,Chase	05:11			
	05:11			FOUL by Buggs,Eric (P1T1)
TURNOVR by Jones,Chance	05:03			
	05:01			STEAL by Torry,Kenyan
	04:56	2-5	V 3	GOOD! DUNK by Torry,Kenyan [PNT]
	04:48			FOUL by Buggs,Eric (P2T2)
MISSED 3 PTR by Florence,Darryl	04:46			
REBOUND (OFF) by Florence,Darryl	04:46			
MISSED 3 PTR by Florence,Darryl	04:21			REBOUND (DEF) by Buggs,Eric
FOUL by Pryor,Travie (P1T1)	04:19			
	04:15	2-8	V 6	GOOD! 3 PTR by Burditt,Amoni
	04:15			ASSIST by Wade,Mardracus
	04:07			SUB IN : Jones,Corey
MISSED 3 PTR by Jones,Chance	04:03			
REBOUND (OFF) by Pryor,Travie	04:03			
MISSED JUMPER by Pryor,Travie	04:00			REBOUND (DEF) by (TEAM)
SUB IN : Jones,Kenny	03:56			
SUB OUT: Jones,Chance	03:56			
MISSED JUMPER by Jones,Chase	03:23			
REBOUND (OFF) by Robinson,Augusta	03:23			
GOOD! JUMPER by Robinson,Augusta [PNT]	03:20	4-8	V 4	
	03:13			TURNOVR by Wade,Mardracus
	03:13			TIMEOUT 30sec
MISSED 3 PTR by Florence,Darryl	02:59			
REBOUND (OFF) by Pryor,Travie	02:59			
GOOD! JUMPER by Pryor,Travie	02:54	6-8	V 2	
REBOUND (DEF) by Robinson,Augusta	02:39			MISSED 3 PTR by Wade,Mardracus
FOUL by Robinson,Augusta (P1T2)	02:29			
TURNOVR by Robinson,Augusta	02:29			
SUB IN : Hale,Johnathan	02:29			
SUB OUT: Jones,Kenny	02:29			
REBOUND (DEF) by Robinson,Augusta	02:16			MISSED 3 PTR by Torry,Kenyan
SUB IN : Jones,Kenny	02:09			
SUB OUT: Pryor,Travie	02:09			
MISSED JUMPER by Florence,Darryl	02:03			
REBOUND (OFF) by (TEAM)	02:03			
SUB IN : Lundy,Jamal	02:01			
SUB OUT: Robinson,Augusta	02:01			
GOOD! LAYUP by Florence,Darryl [PNT]	01:47	8-8	T 1	
	01:34			TURNOVR by Torry,Kenyan
STEAL by Lundy,Jamal	01:33			
TURNOVR by Lundy,Jamal	01:32			
	01:19	8-10	V 2	GOOD! JUMPER by McCaster,Lewis [PNT]
	01:19			ASSIST by Torry,Kenyan
GOOD! LAYUP by Lundy,Jamal [PNT]	01:03	10-10	T 2	
REBOUND (DEF) by Hale,Johnathan	00:48			MISSED 3 PTR by Burditt,Amoni
MISSED 3 PTR by Florence,Darryl	00:40			
REBOUND (OFF) by Jones,Kenny	00:40			
GOOD! JUMPER by Hale,Johnathan [PNT]	00:32	12-10	H 2	
ASSIST by Jones,Chase	00:32			
MISSED FT SHOT by Hale,Johnathan	00:32			FOUL by Jones,Corey (P1T3)
	00:32			REBOUND (DEF) by McCaster,Lewis
REBOUND (DEF) by Jones,Kenny	00:20			MISSED 3 PTR by Torry,Kenyan
MISSED JUMPER by Jones,Kenny	00:10			
REBOUND (OFF) by (TEAM)	00:10			
	00:07			SUB IN : Boddie,Leon
MISSED JUMPER by Hale,Johnathan	00:04			BLOCK by McCaster,Lewis
	00:02			REBOUND (DEF) by Jones,Corey
STEAL by Lundy,Jamal	00:00			TURNOVR by Jones,Corey

Austin-East 12, Mitchell 10

2nd PERIOD Play-by-Play (Page 1)

HOME TEAM: Austin-East	TIME	SCORE	MAR	VISITORS: Mitchell
SUB IN : Jones,Kenny	08:00			SUB IN : Jones,Corey
SUB IN : Lundy,Jamal	08:00			SUB IN : Torry,Kenyan
SUB IN : Hale,Johnathan	08:00			SUB IN : Boddie,Leon
SUB OUT: Pryor,Travie	08:00			SUB IN : Wade,Mardracus
SUB OUT: Robinson,Augusta	08:00			SUB IN : McCaster,Lewis
SUB OUT: Jones,Chance	08:00			
TIMEOUT 30sec	07:56			
TURNOVR by Lundy,Jamal	07:50			
	07:49			STEALVbybWade,Mardracusus
MISSED 3 PTR by Florence,Darryl	07:44			BLOCK by McCaster,Lewis
	07:42			REBOUND (DEF) by McCaster,Lewis
	07:38	12-12	T 3	GOOD! LAYUP by Torry,Kenyan [FB/PNT]
	07:38			ASSIST by Wade,Mardracus
TURNOVR by Jones,Chase	07:24			
	07:13			TURNOVR by Wade,Mardracus
STEAL by Lundy,Jamal	07:12			
MISSED JUMPER by Lundy,Jamal	07:10			REBOUND (DEF) by (TEAM)

	07:01	12-14	V 2	GOOD! JUMPER by Torry,Kenyan [PNT]
TURNOVR by Jones,Kenny	06:48			
FOUL by Hale,Johnathan (P1T3)	06:40			
SUB IN : Lopez,Brandon	06:40			
SUB OUT: Lundy,Jamal	06:40			
REBOUND (DEF) by Jones,Chase	06:28			MISSED JUMPER by McCaster,Lewis
TURNOVR by Jones,Chase	06:21			
REBOUND (DEF) by Jones,Kenny	06:21			MISSED JUMPER by Torry,Kenyan
GOOD! LAYUP by Jones,Kenny [FB/PNT]	06:21	14-14	T 4	
STEAL by Jones,Chase	06:21			TURNOVR by Wade,Mardracus
MISSED JUMPER by Jones,Chase	06:21			
REBOUND (OFF) by Hale,Johnathan	06:21			
TURNOVR by Hale,Johnathan	06:17			
	05:55	14-17	V 3	GOOD! 3 PTR by Wade,Mardracus
	05:55			ASSIST by McCaster,Lewis
MISSED JUMPER by Jones,Kenny	05:41			BLOCK by McCaster,Lewis
REBOUND (OFF) by (TEAM)	05:39			
TURNOVR by Florence,Darryl	05:22			STEAL by Wade,Mardracus
FOUL by Florence,Darryl (P1T4)	05:22			
SUB IN : Lundy,Jamal	05:22			SUB IN : Burditt,Amoni
SUB OUT: Florence,Darryl	05:22			SUB OUT: Boddie,Leon
BLOCK by Jones,Kenny	05:14			MISSED JUMPER by Torry,Kenyan
REBOUND (DEF) by Lopez,Brandon	05:11			
MISSED JUMPER by Lopez,Brandon	05:08			
REBOUND (OFF) by Lundy,Jamal	05:08			
MISSED JUMPER by Lundy,Jamal	05:05			REBOUND (DEF) by McCaster,Lewis
	04:53			MISSED JUMPER by Torry,Kenyan
	04:53			REBOUND (OFF) by Jones,Corey
	04:50	14-19	V 5	GOOD! LAYUP by Jones,Corey [PNT]
MISSED JUMPER by Hale,Johnathan	04:24			
REBOUND (OFF) by Jones,Chase	04:24			
MISSED JUMPER by Jones,Chase	04:21			
REBOUND (OFF) by Hale,Johnathan	04:21			
GOOD! JUMPER by Hale,Johnathan [PNT]	04:18	16-19	V 3	
	04:03	16-21	V 5	GOOD! JUMPER by Torry,Kenyan
GOOD! JUMPER by Lundy,Jamal	03:51	18-21	V 3	
MISSED FT SHOT by Lundy,Jamal	03:51			FOUL by McCaster,Lewis (P1T4)
	03:51			REBOUND (DEF) by Burditt,Amoni
SUB IN : Pryor,Travie	03:51			
SUB OUT: Hale,Johnathan	03:51			
FOUL by Pryor,Travie (P2T5)	03:34			MISSED FT SHOT by Jones,Corey
	03:34			REBOUND (OFF) by (DEADBALL)
REBOUND (DEF) by Pryor,Travie	03:34			MISSED FT SHOT by Jones,Corey
SUB IN : Jones,Chance	03:34			
SUB OUT: Jones,Kenny	03:34			
TURNOVR by Jones,Chance	03:23			
	03:15	18-24	V 6	GOOD! 3 PTR by Burditt,Amoni
	03:15			ASSIST by Wade,Mardracus
GOOD! LAYUP by Pryor,Travie [PNT]	03:01	20-24	V 4	
ASSIST by Lundy,Jamal	03:01			
BLOCK by Pryor,Travie	02:52			MISSED JUMPER by Torry,Kenyan
REBOUND (DEF) by Lundy,Jamal	02:50			
MISSED FT SHOT by Jones,Chase	02:44			FOUL by Burditt,Amoni (P1T5)
REBOUND (OFF) by (DEADBALL)	02:44			
GOOD! FT SHOT by Jones,Chase	02:44	21-24	V 3	
	02:38			TURNOVR by Jones,Corey
STEAL by Pryor,Travie	02:37			
MISSED JUMPER by Lopez,Brandon	02:34			REBOUND (DEF) by McCaster,Lewis
FOUL by Jones,Chance (P1T6)	02:19			
	02:17	21-26	V 5	GOOD! JUMPER by McCaster,Lewis
	02:17			ASSIST by Jones,Corey
	01:57			FOUL by Wade,Mardracus (P1T6)
GOOD! FT SHOT by Lundy,Jamal	01:49	22-26	V 4	FOUL by Jones,Corey (P2T7)
MISSED FT SHOT by Lundy,Jamal	01:49			
REBOUND (OFF) by (TEAM)	01:49			
SUB IN : Jones,Kenny	01:49			SUB IN : Holloway,Donald
SUB IN : Florence,Darryl	01:49			SUB OUT: Jones,Corey
SUB OUT: Jones,Chance	01:49			
SUB OUT: Lopez,Brandon	01:49			
GOOD! FT SHOT by Pryor,Travie	01:39	23-26	V 3	FOUL by McCaster,Lewis (P2T8)
GOOD! FT SHOT by Pryor,Travie	01:39	24-26	V 2	
	01:39			SUB IN : Littlejohn,Robert
	01:39			SUB OUT: McCaster,Lewis
	01:30			TURNOVR by Wade,Mardracus
MISSED JUMPER by Lundy,Jamal	01:27			REBOUND (DEF) by Burditt,Amoni
REBOUND (DEF) by Pryor,Travie	01:15			MISSED 3 PTR by Burditt,Amoni
MISSED 3 PTR by Florence,Darryl	01:06			
REBOUND (OFF) by Jones,Chase	01:06			
MISSED JUMPER by Jones,Chase	01:00			BLOCK by Burditt,Amoni
REBOUND (OFF) by Pryor,Travie	00:58			
GOOD! JUMPER by Pryor,Travie [PNT]	00:56	26-26	T 5	
	00:49			TURNOVR by Torry,Kenyan
STEAL by Lundy,Jamal	00:48			
MISSED JUMPER by Jones,Chase	00:44			
REBOUND (OFF) by (TEAM)	00:44			
SUB IN : Robinson,Augusta	00:42			
SUB OUT: Lundy,Jamal	00:42			
MISSED JUMPER by Pryor,Travie	00:40			REBOUND (DEF) by Burditt,Amoni
	00:20	26-28	V 2	GOOD! JUMPER by Wade,Mardracus

TURNOVR by Robinson,Augusta	00:08			
	00:07			STEAL by Torry,Kenyan
	00:04	26-30	V 4	GOOD! LAYUP by Torry,Kenyan [FB/PNT]
GOOD! 3 PTR by Jones,Chase	00:00	29-30	V 1	
ASSIST by Robinson,Augusta	00:00			

Mitchell 30, Austin-East 29

3rd PERIOD Play-by-Play (Page 1)

HOME TEAM: Austin-East	TIME	SCORE	MAR	VISITORS: Mitchell
	08:00			SUB IN : Torry,Kenyan
	08:00			SUB IN : McCaster,Lewis
	08:00			SUB IN : Burditt,Amoni
	08:00			SUB IN : Boddie,Leon
	08:00			SUB IN : Wade,Mardracus
	08:00			SUB IN : Buggs,Eric
	07:39			TURNOVR by Burditt,Amoni
MISSED JUMPER by Jones,Chance	07:14			REBOUND (DEF) by Burditt,Amoni
FOUL by Jones,Chance (P2T1)	07:11			
	06:59			TURNOVR by Burditt,Amoni
STEAL by Pryor,Travie	06:58			
MISSED 3 PTR by Jones,Chance	06:54			
REBOUND (OFF) by Robinson,Augusta	06:54			
GOOD! 3 PTR by Jones,Chance	06:46	32-30	H 2	
ASSIST by Robinson,Augusta	06:46			
	06:38			TURNOVR by Torry,Kenyan
MISSED JUMPER by Pryor,Travie	06:31			
REBOUND (OFF) by Pryor,Travie	06:31			
GOOD! FT SHOT by Pryor,Travie	06:31	33-30	H 3	FOUL by Burditt,Amoni (P2T1)
	06:31			TIMEOUT 30sec
GOOD! FT SHOT by Pryor,Travie	06:31	34-30	H 4	
FOUL by Robinson,Augusta (P2T2)	06:22			
REBOUND (DEF) by Jones,Chase	06:12			MISSED JUMPER by Torry,Kenyan
TURNOVR by Florence,Darryl	06:04			
	06:03			STEAL by Wade,Mardracus
BLOCK by Jones,Chase	06:00			MISSED JUMPER by Wade,Mardracus
REBOUND (DEF) by Florence,Darryl	05:58			
GOOD! FT SHOT by Florence,Darryl	05:55	35-30	H 5	FOUL by Burditt,Amoni (P3T2)
MISSED FT SHOT by Florence,Darryl	05:55			REBOUND (DEF) by Burditt,Amoni
	05:40	35-32	H 3	GOOD! LAYUP by McCaster,Lewis [PNT]
TURNOVR by Jones,Chase	05:29			
	05:28			STEAL by Torry,Kenyan
	05:26	35-34	H 1	GOOD! DUNK by Torry,Kenyan [PNT]
TURNOVR by Pryor,Travie	05:13			
	05:12			STEAL by Buggs,Eric
BLOCK by Jones,Chance	05:09			MISSED JUMPER by Torry,Kenyan
REBOUND (DEF) by (TEAM)	05:09			
SUB IN : Jones,Kenny	05:09			SUB IN : Jones,Corey
SUB OUT: Pryor,Travie	05:09			SUB OUT: McCaster,Lewis
MISSED JUMPER by Jones,Chase	04:58			BLOCK by Burditt,Amoni
REBOUND (OFF) by (TEAM)	04:58			
TURNOVR by Florence,Darryl	04:58			
	04:35			MISSED JUMPER by Buggs,Eric
	04:35			REBOUND (OFF) by Burditt,Amoni
	04:32	35-36	V 1	GOOD! JUMPER by Burditt,Amoni [PNT]
TURNOVR by Robinson,Augusta	04:19			
REBOUND (DEF) by Florence,Darryl	04:01			MISSED JUMPER by Torry,Kenyan
MISSED 3 PTR by Florence,Darryl	03:51			
REBOUND (OFF) by Jones,Chase	03:51			
MISSED 3 PTR by Florence,Darryl	03:46			
REBOUND (OFF) by Jones,Chase	03:46			
GOOD! FT SHOT by Jones,Chase	03:40	36-36	T 6	FOUL by Burditt,Amoni (P4T3)
MISSED FT SHOT by Jones,Chase	03:40			REBOUND (DEF) by Jones,Corey
SUB IN : Lundy,Jamal	03:40			SUB OUT: Burditt,Amoni
SUB OUT: Robinson,Augusta	03:40			
BLOCK by Jones,Chase	03:32			MISSED JUMPER by Buggs,Eric
	03:30			REBOUND (OFF) by Torry,Kenyan
REBOUND (DEF) by Lundy,Jamal	03:28			MISSED JUMPER by Torry,Kenyan
MISSED FT SHOT by Jones,Kenny	02:57			FOUL by Boddie,Leon (P1T4)
REBOUND (OFF) by (DEADBALL)	02:57			
MISSED FT SHOT by Jones,Kenny	02:57			REBOUND (DEF) by Jones,Corey
	02:57			SUB IN : Lloyd,Dale
	02:57			SUB OUT: Boddie,Leon
	02:44			TURNOVR by Lloyd,Dale
STEAL by Jones,Chance	02:42			
TURNOVR by Jones,Chance	02:36			
REBOUND (DEF) by Jones,Chase	02:24			MISSED JUMPER by Wade,Mardracus
GOOD! LAYUP by Jones,Chance [PNT]	02:15	38-36	H 2	
ASSIST by Jones,Kenny	02:15			
	02:06			MISSED JUMPER by Buggs,Eric
	02:06			REBOUND (OFF) by Buggs,Eric
	02:00	38-39	V 1	GOOD! 3 PTR by Wade,Mardracus
	02:00			ASSIST by Buggs,Eric
	01:58			TIMEOUT TEAM
SUB IN : Hale,Johnathan	01:58			
SUB OUT: Jones,Chance	01:58			

GOOD! JUMPER by Jones,Chase	01:45	40-39	H 1	
ASSIST by Hale,Johnathan	01:45			
	01:29			SUB IN : McCaster,Lewis
	01:29			SUB OUT: Lloyd,Dale
	01:20			MISSED JUMPER by McCaster,Lewis
	01:20			REBOUND (OFF) by Jones,Corey
FOUL by Hale,Johnathan (P2T3)	01:18	40-40	T 7	GOOD! FT SHOT by Jones,Corey
	01:18			MISSED FT SHOT by Jones,Corey
	01:18			REBOUND (OFF) by Torry,Kenyan
	01:15			MISSED JUMPER by Torry,Kenyan
	01:15			REBOUND (OFF) by Torry,Kenyan
	01:13	40-42	V 2	GOOD! JUMPER by Torry,Kenyan [PNT]
FOUL by Jones,Kenny (P1T4)	01:13	40-43	V 3	GOOD! FT SHOT by Torry,Kenyan
SUB IN : Pryor,Travie	01:13			SUB IN : Holloway,Donald
SUB OUT: Hale,Johnathan	01:13			SUB OUT: Jones,Corey
GOOD! JUMPER by Jones,Chase [PNT]	01:04	42-43	V 1	
REBOUND (DEF) by Pryor,Travie	00:53			MISSED 3 PTR by Wade,Mardracus
TURNOVR by Florence,Darryl	00:47			
FOUL by Pryor,Travie (P3T5)	00:32			
SUB IN : Jones,Chance	00:32			
SUB OUT: Florence,Darryl	00:32			
REBOUND (DEF) by Jones,Chase	00:01			MISSED JUMPER by Torry,Kenyan
MISSED 3 PTR by Jones,Chase	00:00			REBOUND (DEF) by (TEAM)

Mitchell 43, Austin-East 42

4th PERIOD Play-by-Play (Page 1)

HOME TEAM: Austin-East	TIME	SCORE	MAR	VISITORS: Mitchell
SUB IN : Lundy,Jamal	08:00			SUB IN : McCaster,Lewis
SUB IN : Jones,Kenny	08:00			SUB IN : Torry,Kenyan
SUB OUT: Florence,Darryl	08:00			SUB IN : Holloway,Donald
SUB OUT: Robinson,Augusta	08:00			SUB IN : Buggs,Eric
	08:00			SUB IN : Wade,Mardracus
MISSED 3 PTR by Jones,Chance	07:58			
REBOUND (OFF) by Pryor,Travie	07:58			
MISSED 3 PTR by Jones,Chance	07:53			REBOUND (DEF) by McCaster,Lewis
	07:38			FOUL by Torry,Kenyan (P1T5)
	07:38			TURNOVR by Torry,Kenyan
	07:20			FOUL by Holloway,Donald (P1T6)
TURNOVR by Pryor,Travie	07:12			
	07:11			STEAL by Buggs,Eric
	07:07	42-45	V 3	GOOD! LAYUP by Torry,Kenyan [PNT]
	07:07			ASSIST by Buggs,Eric
GOOD! FT SHOT by Lundy,Jamal	06:56	43-45	V 2	FOUL by Wade,Mardracus (P2T7)
GOOD! FT SHOT by Lundy,Jamal	06:56	44-45	V 1	
	06:31			TURNOVR by McCaster,Lewis
STEAL by Pryor,Travie	06:30			
TIMEOUT 30sec	06:20			
MISSED 3 PTR by Jones,Chance	06:04			
REBOUND (OFF) by Jones,Kenny	06:04			
MISSED JUMPER by Pryor,Travie	05:50			REBOUND (DEF) by McCaster,Lewis
FOUL by Lundy,Jamal (P1T6)	05:42			
	05:42			SUB IN : Burditt,Amoni
	05:42			SUB OUT: Holloway,Donald
	05:00	44-47	V 3	GOOD! JUMPER by Buggs,Eric
MISSED 3 PTR by Lundy,Jamal	04:40			REBOUND (DEF) by Burditt,Amoni
	04:33			TIMEOUT TEAM
SUB IN : Florence,Darryl	04:33			
SUB OUT: Jones,Chance	04:33			
	04:13			TURNOVR by McCaster,Lewis
TURNOVR by Lundy,Jamal	03:54			
	03:52			STEAL by Torry,Kenyan
	03:50			FOUL by Torry,Kenyan (P2T8)
	03:50			TURNOVR by Torry,Kenyan
TURNOVR by Florence,Darryl	03:29			
SUB IN : Lopez,Brandon	03:21			
SUB OUT: Lundy,Jamal	03:21			
	03:06	44-49	V 5	GOOD! LAYUP by Burditt,Amoni [PNT]
	03:06			ASSIST by Buggs,Eric
MISSED 3 PTR by Florence,Darryl	02:43			
REBOUND (OFF) by Lopez,Brandon	02:43			
MISSED FT SHOT by Pryor,Travie	02:39			FOUL by McCaster,Lewis (P3T9)
REBOUND (OFF) by (DEADBALL)	02:39			
GOOD! FT SHOT by Pryor,Travie	02:39	45-49	V 4	
SUB IN : Robinson,Augusta	02:39			
SUB OUT: Lopez,Brandon	02:39			
	02:27			TURNOVR by Torry,Kenyan
STEAL by Jones,Chase	02:26			
GOOD! LAYUP by Jones,Chase [FB/PNT]	02:23	47-49	V 2	
MISSED FT SHOT by Jones,Chase	02:23			FOUL by Wade,Mardracus (P3T10)
	02:23			REBOUND (DEF) by Wade,Mardracus
	02:01	47-51	V 4	GOOD! JUMPER by Torry,Kenyan
MISSED JUMPER by Pryor,Travie	01:46			REBOUND (DEF) by (TEAM)
FOUL by Florence,Darryl (P2T7)	01:44	47-52	V 5	GOOD! FT SHOT by Wade,Mardracus
REBOUND (DEF) by Pryor,Travie	01:44			MISSED FT SHOT by Wade,Mardracus
GOOD! 3 PTR by Florence,Darryl	01:38	50-52	V 2	

TIMEOUT TEAM	01:35			
FOUL TECHNCL by Jones,Chase	01:35			
FOUL TECHNCL by the bench	01:35			MISSED FT SHOT by Torry,Kenyan
	01:35			REBOUND (OFF) by (DEADBALL)
	01:35	50-53	V 3	GOOD! FT SHOT by Torry,Kenyan
FOUL by Robinson,Augusta (P3T8)	01:27			MISSED FT SHOT by Buggs,Eric
REBOUND (DEF) by Robinson,Augusta	01:27			
MISSED 3 PTR by Florence,Darryl	01:20			
REBOUND (OFF) by (TEAM)	01:20			
TIMEOUT TEAM	01:11			
TURNOVR by Jones,Kenny	01:00			
	00:58			STEAL by Torry,Kenyan
FOUL by Florence,Darryl (P3T9)	00:50			MISSED FT SHOT by Torry,Kenyan
	00:50			REBOUND (OFF) by (DEADBALL)
	00:50	50-54	V 4	GOOD! FT SHOT by Torry,Kenyan
SUB IN : Lundy,Jamal	00:50			
SUB OUT: Robinson,Augusta	00:50			
MISSED FT SHOT by Jones,Kenny	00:45			FOUL by Torry,Kenyan (P3T11)
REBOUND (OFF) by (DEADBALL)	00:45			
GOOD! FT SHOT by Jones,Kenny	00:45	51-54	V 3	
FOUL by Florence,Darryl (P4T10)	00:37			MISSED FT SHOT by Wade,Mardracus
	00:37			REBOUND (OFF) by (DEADBALL)
	00:37	51-55	V 4	GOOD! FT SHOT by Wade,Mardracus
MISSED JUMPER by Jones,Chase	00:28			REBOUND (DEF) by Burditt,Amoni
FOUL by Jones,Kenny (P2T11)	00:18	51-56	V 5	GOOD! FT SHOT by Torry,Kenyan
REBOUND (DEF) by Jones,Kenny	00:18			MISSED FT SHOT by Torry,Kenyan
MISSED 3 PTR by Lundy,Jamal	00:08			
REBOUND (OFF) by Jones,Kenny	00:08			
GOOD! JUMPER by Jones,Kenny	00:05	53-56	V 3	
TIMEOUT TEAM	00:05			
SUB IN : Hale,Johnathan	00:05			
SUB OUT: Pryor,Travie	00:05			
FOUL by Jones,Chase (P1T12)	00:03	53-57	V 4	GOOD! FT SHOT by Buggs,Eric
	00:03	53-58	V 5	GOOD! FT SHOT by Buggs,Eric
GOOD! 3 PTR by Florence,Darryl	00:01	56-58	V 2	

Mitchell 58, Austin-East 56

Official Basketball Box Score -- 1st Half

Official Basketball Box Score -- 1st Half
Mitchell vs Austin-East
03/13/08 10:30 AM at Murfreesboro, TN (Murphy Center)

VISITORS: Mitchell 24-8

##	Player Name	TOT-FG FG-FGA	3-PT FG-FGA	FT-FTA	REBOUNDS OF	DE	TOT	PF	TP	A	TO	BLK	S	MIN
01	Wade,Mardracus.....	2-5	1-2	0-0	1	0	1	1	5	3	5	0	2	16
03	Buggs,Eric.....	0-0	0-0	0-0	0	1	1	2	0	0	2	0	0	4
04	Boddie,Leon.....	0-1	0-0	0-0	0	1	1	0	0	1	1	0	0	5
14	Holloway,Donald.....	0-0	0-0	0-0	0	0	0	0	0	0	0	0	0	2
22	Burditt,Amoni.....	3-6	3-6	0-0	0	4	4	1	9	0	0	1	0	13
23	Torry,Kenyan.....	5-11	0-2	0-0	0	0	0	0	10	1	2	0	2	14
24	McCaster,Lewis.....	2-3	0-0	0-0	0	6	6	2	4	1	0	3	0	14
32	Jones,Corey.....	1-1	0-0	0-2	1	1	2	2	2	1	2	0	0	10
50	Littlejohn,Robert...	0-0	0-0	0-0	0	0	0	0	0	0	0	0	0	2
55	Lloyd,Dale.....	0-0	0-0	0-0	0	0	0	0	0	0	0	0	0	0
	TEAM.....					2	2							
	Totals.....	13-27	4-10	0-2	2	15	17	8	30	7	12	4	4	80

TOTAL FG% 1st Half: 13-27 48.1%
3-Pt. FG% 1st Half: 4-10 40.0%
F Throw % 1st Half: 0-2 0.0%

HOME TEAM: Austin-East 28-8

##	Player Name	TOT-FG FG-FGA	3-PT FG-FGA	FT-FTA	REBOUNDS OF	DE	TOT	PF	TP	A	TO	BLK	S	MIN
05	Jones,Chance..... *	0-2	0-1	0-0	0	1	1	1	0	0	2	0	0	6
13	Florence,Darryl..... *	2-10	0-7	0-0	1	0	1	1	4	0	1	0	0	12
22	Jones,Chase..... *	1-7	1-1	1-2	2	2	4	0	4	1	2	1	2	16
23	Robinson,Augusta.... *	1-2	0-1	0-0	1	3	4	1	2	1	4	0	0	7
31	Pryor,Travie..... *	3-6	0-0	2-2	4	2	6	2	8	0	0	1	1	10
10	Lundy,Jamal.....	2-5	0-0	1-3	1	1	2	0	5	1	2	0	4	8
11	Lopez,Brandon.....	0-2	0-0	0-0	0	1	1	0	0	0	0	0	0	5
25	Jones,Kenny.....	1-3	0-0	0-0	1	2	3	0	2	0	1	1	0	10
41	Hale,Johnathan.....	2-4	0-0	0-1	2	1	3	1	4	0	1	0	0	6
	TEAM.....				5		5							
	Totals.....	12-41	1-10	4-8	17	13	30	6	29	3	13	3	7	80

TOTAL FG% 1st Half: 12-41 29.3%
3-Pt. FG% 1st Half: 1-10 10.0%
F Throw % 1st Half: 4-8 50.0%

Officials: Corey Massey, Greg Porter, Roy Dill
Technical fouls: Mitchell-None. Austin-East-None.
Attendance:

Score by Periods	1st	2nd
Mitchell.....	10	20
Austin-East.....	12	17

2007 Class AA State Boys' Basketball Tournament

March 14 - March 17, 2007 · Murphy Center - MTSU - Murfreesboro, TN

Game 1
Wed. Mar. 14 7:00 PM

Liberty Magnet (34-3)	72
Knoxville Fulton (28-4)	47

Game 2
Wed. Mar. 14 8:45 PM

Dyer Co. (29-7)	59
White House (26-6)	57

Game 3
Thu. Mar. 15 10:30 AM

Austin-East (30-7)	57
Giles Co. (27-6)	37

Game 4
Thu. Mar. 15 12:15 PM

Mitchell (26-12)	71
Howard (31-4)	62

Game 5
Fri. Mar. 16 2:00 PM

Liberty Magnet	94
Dyer Co.	70

Game 6
Fri. Mar. 16 5:15 PM

Austin-East	67
Mitchell	75

Game 7
Sat. Mar. 17 5:00 PM

Liberty Magnet	89
Mitchell	70

Liberty Magnet
STATE CHAMPION

Official Basketball Box Score
Giles County vs Austin East
03/15/07 10:30 AM at Murfreesboro, TN

VISITORS: Giles County 27-7

##	Player Name		TOT-FG FG-FGA	3-PT FG-FGA	FT-FTA	REBOUNDS OF	DE	TOT	PF	TP	A	TO	BLK	S	MIN
24	Holt, Devin.....	*	2-6	0-4	3-5	1	0	1	2	7	0	5	0	6	18
30	Nelson, Justin.....	*	1-4	0-0	2-2	0	3	3	0	4	0	3	0	0	14
32	Nelson, Tryce.....	*	2-10	1-4	1-2	1	0	1	4	6	0	5	0	1	29
44	Garrett, Ralph.....	*	2-9	0-0	1-3	3	5	8	1	5	1	2	0	0	21
52	Cobb, Jerry.....	*	0-1	0-0	0-0	1	1	2	4	0	1	2	0	1	11
10	Moreland, Andre'....		0-3	0-2	0-0	0	1	1	2	0	1	1	0	1	9
14	Alsup, Jon.....		1-2	1-2	0-0	0	0	0	0	3	0	1	0	0	2
20	Roberts, Zach.....		1-3	1-2	2-2	0	1	1	3	5	2	2	0	0	16
33	May, Jacob.....		0-0	0-0	0-0	0	0	0	0	0	1	0	0	0	1
42	Franklin, Artez.....		1-3	0-2	2-2	3	3	6	1	4	0	2	0	1	15
54	Holt, Creshaun.....		1-6	0-0	1-4	2	6	8	2	3	0	2	0	2	24
	TEAM.....					1	3	4							
	Totals.....		11-47	3-16	12-20	12	23	35	19	37	6	25	0	12	160

TOTAL FG% 1st Half: 4-20 20.0% 2nd Half: 7-27 25.9% Game: 23.4% DEADB
3-Pt. FG% 1st Half: 0-4 0.0% 2nd Half: 3-12 25.0% Game: 18.8% REBS
F Throw % 1st Half: 9-12 75.0% 2nd Half: 3-8 37.5% Game: 60.0% 2

HOME TEAM: Austin East 31-7

##	Player Name		TOT-FG FG-FGA	3-PT FG-FGA	FT-FTA	REBOUNDS OF	DE	TOT	PF	TP	A	TO	BLK	S	MIN
01	Jones, Chase.....	*	4-7	0-0	3-10	6	2	8	1	11	0	2	0	0	24
05	Jones, Chance.....	*	0-1	0-1	1-2	1	2	3	1	1	1	2	0	5	10
11	Anderson, Anthony...	*	5-8	0-0	0-1	1	2	3	2	10	4	3	0	2	22
13	Florence, Darrel....	*	3-9	2-6	2-3	1	6	7	0	10	2	2	0	3	20
22	Walker, Justin.....	*	5-9	2-4	4-4	2	4	6	3	16	1	5	1	1	27
03	Smith, Leon.....		1-1	0-0	1-4	0	1	1	1	3	0	0	0	1	5
10	Lundy, Jamaal.....		0-0	0-0	0-0	0	2	2	1	0	0	0	0	1	4
15	Anderson, Lincoln...		0-1	0-1	0-0	0	1	1	0	0	0	1	1	0	2
23	Robinson, Augusta...		0-0	0-0	0-0	0	0	0	1	0	0	2	0	2	5
25	Jones, Kenny.....		0-3	0-1	0-2	0	0	0	1	0	1	0	0	1	13
31	Pryor, Trevil.....		1-4	0-0	0-1	1	3	4	2	2	0	3	2	3	12
33	Taylor, Daran.....		1-2	0-0	2-2	1	4	5	4	4	1	3	0	1	11
41	Hale, Jonathon.....		0-0	0-0	0-0	0	0	0	1	0	0	0	0	0	2
54	Hensley, Sterling...		0-0	0-0	0-0	0	0	0	1	0	0	0	0	0	3
	TEAM.....						3	3				2			
	Totals.....		20-45	4-13	13-29	13	30	43	19	57	10	25	4	20	160

TOTAL FG% 1st Half: 13-26 50.0% 2nd Half: 7-19 36.8% Game: 44.4% DEADB
3-Pt. FG% 1st Half: 3-8 37.5% 2nd Half: 1-5 20.0% Game: 30.8% REBS
F Throw % 1st Half: 8-15 53.3% 2nd Half: 5-14 35.7% Game: 44.8% 5

Officials: George Hall, David Sikes, Brad Christian
Technical fouls: Giles County-None. Austin East-None.
Attendance:

Score by Periods	1st	2nd	3rd	4th		Total
Giles County.....	7	10	7	13	-	37
Austin East.....	19	18	8	12	-	57

Play-By-Play
Giles County vs Austin East
03/15/07 10:30 AM at Murfreesboro, TN

1st PERIOD Play-by-Play (Page 1)

HOME TEAM: Austin East	TIME	SCORE	MAR	VISITORS: Giles County
	07:45			TURNOVR by Cobb, Jerry
STEAL by Florence, Darrel	07:43			
	07:42			FOUL by Cobb, Jerry
MISSED FT SHOT by Florence, Darrel	07:42			
REBOUND (OFF) by (DEADBALL)	07:42			
GOOD! FT SHOT by Florence, Darrel	07:42	1-0	H 1	
	07:36			TURNOVR by Cobb, Jerry
STEAL by Jones, Chance	07:33			
TURNOVR by Florence, Darrel	07:18			
	07:07			MISSED JUMPER by Nelson, Justin
REBOUND (DEF) by Jones, Chance	07:07			
MISSED JUMPER by Anderson, Anthony	06:59			
REBOUND (OFF) by Jones, Chase	06:59			
TURNOVR by Jones, Chase	06:55			
	06:52			TURNOVR by Holt, Devin
STEAL by Jones, Chance	06:50			
TURNOVR by Jones, Chance	06:49			
	06:48			STEAL by Nelson, Tryce
	06:46			TURNOVR by Nelson, Tryce
STEAL by Jones, Chance	06:44			
TURNOVR by Anderson, Anthony	06:43			
	06:26			MISSED JUMPER by Nelson, Tryce
REBOUND (DEF) by Taylor, Daran	06:26			
TURNOVR by Anderson, Anthony	06:08			
	06:06			STEAL by Holt, Devin
	06:06			TURNOVR by Nelson, Tryce
MISSED 3 PTR by Florence, Darrel	05:57			
REBOUND (OFF) by Taylor, Daran	05:57			
MISSED JUMPER by Taylor, Daran	05:51			
REBOUND (OFF) by Jones, Chase	05:51			
GOOD! JUMPER by Jones, Chase	05:48	3-0	H 3	
	05:44			TURNOVR by Garrett, Ralph
STEAL by Florence, Darrel	05:42			
GOOD! JUMPER by Florence, Darrel	05:41	5-0	H 5	
	05:33			MISSED JUMPER by Garrett, Ralph
REBOUND (DEF) by Walker, Justin	05:33			
GOOD! 3 PTR by Walker, Justin	05:19	8-0	H 8	
ASSIST by Taylor, Daran	05:19			
	05:16			TIMEOUT 30sec
	05:01			MISSED 3 PTR by Franklin, Artez
REBOUND (DEF) by Florence, Darrel	05:01			
GOOD! JUMPER by Walker, Justin	04:50	10-0	H 10	
ASSIST by Anderson, Anthony	04:50			
	04:25			MISSED JUMPER by Cobb, Jerry
	04:25			REBOUND (OFF) by Cobb, Jerry
	04:20			MISSED 3 PTR by Nelson, Tryce
REBOUND (DEF) by (TEAM)	04:20			
GOOD! LAYUP by Taylor, Daran [PNT]	04:04	12-0	H 12	
ASSIST by Anderson, Anthony	04:04			
	03:45			MISSED 3 PTR by Franklin, Artez
REBOUND (DEF) by Florence, Darrel	03:45			
GOOD! JUMPER by Jones, Chase	03:39	14-0	H 14	
ASSIST by Florence, Darrel	03:39			
	03:39			FOUL by Franklin, Artez
MISSED FT SHOT by Jones, Chase	03:39			
	03:39			REBOUND (DEF) by Nelson, Justin
	03:39			TURNOVR by Nelson, Justin
STEAL by Robinson, Augusta	03:39			
TURNOVR by Taylor, Daran	03:36			
	03:35			STEAL by Holt, Devin
	03:32			TURNOVR by Holt, Devin
STEAL by Robinson, Augusta	03:30			
TURNOVR by Pryor, Trevil	03:27			
	03:27			STEAL by Holt, Devin
	03:17	14-2	H 12	GOOD! JUMPER by Holt, Devin
TURNOVR by Pryor, Trevil	03:01			
FOUL by Taylor, Daran	02:55			
FOUL by Robinson, Augusta	02:52			
	02:51	14-3	H 11	GOOD! FT SHOT by Roberts, Zach

	02:51	14-4	H 10	GOOD! FT SHOT by Roberts, Zach
FOUL by Taylor, Daran	02:41			
TURNOVR by Taylor, Daran	02:41			
	02:29			MISSED JUMPER by Holt, Creshaun
	02:29			REBOUND (OFF) by (TEAM)
	02:20			TURNOVR by Nelson, Tryce
TURNOVR by Robinson, Augusta	02:12			
	02:10			STEAL by Holt, Devin
	02:09	14-6	H 8	GOOD! LAYUP by Holt, Devin [PNT]
	01:55			FOUL by Holt, Creshaun
GOOD! FT SHOT by Walker, Justin	01:55	15-6	H 9	
GOOD! FT SHOT by Walker, Justin	01:55	16-6	H 10	
	01:45			MISSED JUMPER by Nelson, Tryce
BLOCK by Walker, Justin	01:45			
REBOUND (DEF) by Walker, Justin	01:42			
	01:36			FOUL by Nelson, Tryce
MISSED FT SHOT by Jones, Kenny	01:36			
REBOUND (OFF) by (DEADBALL)	01:36			
MISSED FT SHOT by Jones, Kenny	01:36			
	01:36			REBOUND (DEF) by Nelson, Justin
FOUL by Walker, Justin	01:30			
	01:30			MISSED FT SHOT by Nelson, Tryce
	01:30			REBOUND (OFF) by (DEADBALL)
	01:30	16-7	H 9	GOOD! FT SHOT by Nelson, Tryce
TURNOVR by (TEAM)	01:19			
	01:12			MISSED JUMPER by Nelson, Tryce
REBOUND (DEF) by Florence, Darrel	01:12			
GOOD! 3 PTR by Walker, Justin	01:02	19-7	H 12	
ASSIST by Anderson, Anthony	01:02			
	00:34			MISSED JUMPER by Nelson, Tryce
BLOCK by Pryor, Trevil	00:34			
REBOUND (DEF) by Anderson, Anthony	00:32			
TURNOVR by Walker, Justin	00:17			
	00:17			TURNOVR by Holt, Creshaun
STEAL by Pryor, Trevil	00:17			
MISSED JUMPER by Florence, Darrel	00:02			
	00:02			REBOUND (DEF) by (TEAM)

Austin East 19, Giles County 7

2nd PERIOD Play-by-Play (Page 1)

HOME TEAM: Austin East	TIME	SCORE	MAR	VISITORS: Giles County
GOOD! JUMPER by Anderson, Anthony	07:55	21-7	H 14	
	07:32	21-9	H 12	GOOD! JUMPER by Nelson, Justin
MISSED LAYUP by Jones, Chase	07:16			
REBOUND (OFF) by Jones, Chase	07:16			
	07:12			FOUL by Roberts, Zach
MISSED FT SHOT by Jones, Chase	07:12			
REBOUND (OFF) by (DEADBALL)	07:12			
MISSED FT SHOT by Jones, Chase	07:12			
	07:12			REBOUND (DEF) by Cobb, Jerry
FOUL by Jones, Kenny	06:54			
	06:38			TURNOVR by Roberts, Zach
STEAL by Jones, Chance	06:37			
MISSED JUMPER by Walker, Justin	06:30			
REBOUND (OFF) by Jones, Chance	06:30			
	06:28			FOUL by Holt, Devin
GOOD! FT SHOT by Jones, Chance	06:28	22-9	H 13	
MISSED FT SHOT by Jones, Chance	06:28			
	06:28			REBOUND (DEF) by Franklin, Artez
FOUL by Walker, Justin	06:16			
FOUL by Anderson, Anthony	06:04			
	06:04	22-10	H 12	GOOD! FT SHOT by Holt, Devin
	06:04	22-11	H 11	GOOD! FT SHOT by Holt, Devin
	06:04	22-12	H 10	GOOD! FT SHOT by Holt, Devin
MISSED 3 PTR by Walker, Justin	05:53			
	05:53			REBOUND (DEF) by Franklin, Artez
	05:45			TURNOVR by Holt, Devin
GOOD! JUMPER by Walker, Justin	05:35	24-12	H 12	
	05:28			TIMEOUT 30sec
	05:16			MISSED JUMPER by Nelson, Justin
	05:16			REBOUND (OFF) by Nelson, Tryce
	05:11			MISSED JUMPER by Nelson, Tryce
REBOUND (DEF) by Taylor, Daran	05:11			

	05:09			FOUL by Cobb, Jerry
GOOD! FT SHOT by Taylor, Daran	05:09	25-12	H 13	
GOOD! FT SHOT by Taylor, Daran	05:09	26-12	H 14	
	05:08			TURNOVR by Holt, Devin
STEAL by Jones, Chance	05:08			
GOOD! JUMPER by Anderson, Anthony	05:08	28-12	H 16	
ASSIST by Jones, Chance	05:08			
	04:36			TURNOVR by Nelson, Tryce
MISSED 3 PTR by Jones, Chance	04:24			
	04:24			REBOUND (DEF) by Garrett, Ralph
FOUL by Jones, Chance	04:17			
	04:17	28-13	H 15	GOOD! FT SHOT by Nelson, Justin
	04:17	28-14	H 14	GOOD! FT SHOT by Nelson, Justin
MISSED 3 PTR by Walker, Justin	03:53			
	03:53			REBOUND (DEF) by Nelson, Justin
	03:34			MISSED 3 PTR by Nelson, Tryce
REBOUND (DEF) by Jones, Chance	03:34			
	03:09			FOUL by Moreland, Andre'
GOOD! FT SHOT by Jones, Chase	03:09	29-14	H 15	
GOOD! FT SHOT by Jones, Chase	03:09	30-14	H 16	
	03:06			TURNOVR by Nelson, Justin
STEAL by Taylor, Daran	03:05			
TURNOVR by Taylor, Daran	02:57			
	02:52			STEAL by Moreland, Andre'
	02:52			TURNOVR by Nelson, Justin
STEAL by Anderson, Anthony	02:51			
GOOD! JUMPER by Jones, Chase	02:50	32-14	H 18	
ASSIST by Anderson, Anthony	02:50			
	02:22			MISSED JUMPER by Nelson, Justin
REBOUND (DEF) by Anderson, Anthony	02:22			
TIMEOUT 30sec	02:17			
MISSED JUMPER by Jones, Kenny	02:01			
REBOUND (OFF) by Pryor, Trevil	02:01			
MISSED JUMPER by Pryor, Trevil	01:58			
	01:58			REBOUND (DEF) by Garrett, Ralph
FOUL by Pryor, Trevil	01:41			
	01:39			MISSED FT SHOT by Holt, Creshaun
	01:39			REBOUND (OFF) by Franklin, Artez
	01:39	32-16	H 16	GOOD! JUMPER by Franklin, Artez
TURNOVR by Pryor, Trevil	01:31			
	01:29			STEAL by Franklin, Artez
	01:16			MISSED JUMPER by Holt, Creshaun
BLOCK by Pryor, Trevil	01:16			
REBOUND (DEF) by Taylor, Daran	01:14			
GOOD! 3 PTR by Florence, Darrel	00:59	35-16	H 19	
	00:49			TURNOVR by Garrett, Ralph
STEAL by Jones, Kenny	00:48			
GOOD! LAYUP by Anderson, Anthony [FB/PNT]	00:45	37-16	H 21	
ASSIST by Jones, Kenny	00:45			
	00:29			TURNOVR by Moreland, Andre'
STEAL by Pryor, Trevil	00:27			
MISSED JUMPER by Jones, Kenny	00:20			
	00:20			REBOUND (DEF) by Holt, Creshaun
FOUL by Anderson, Anthony	00:13			
	00:13	37-17	H 20	GOOD! FT SHOT by Holt, Creshaun
	00:13			MISSED FT SHOT by Holt, Creshaun
REBOUND (DEF) by Lundy, Jamaal	00:13			
MISSED 3 PTR by Florence, Darrel	00:06			
	00:06			REBOUND (DEF) by (TEAM)

Austin East 37, Giles County 17

3rd PERIOD Play-by-Play (Page 1)

HOME TEAM: Austin East	TIME	SCORE	MAR	VISITORS: Giles County
MISSED JUMPER by Anderson, Anthony	07:46			
REBOUND (OFF) by Anderson, Anthony	07:46			
TURNOVR by Walker, Justin	07:25			
	07:24			STEAL by Holt, Creshaun
	07:12			MISSED JUMPER by Garrett, Ralph
	07:12			REBOUND (OFF) by Franklin, Artez
	06:59			FOUL by Holt, Creshaun
	06:59			TURNOVR by Holt, Creshaun
GOOD! LAYUP by Anderson, Anthony [PNT]	06:44	39-17	H 22	
	06:44			FOUL by Holt, Devin
MISSED FT SHOT by Anderson, Anthony	06:44			

	06:44			REBOUND (DEF) by Holt, Creshaun
	06:32			MISSED JUMPER by Holt, Creshaun
REBOUND (DEF) by Florence, Darrel	06:32			
	06:30			FOUL by Nelson, Tryce
TURNOVR by Jones, Chance	06:04			
	06:01			STEAL by Holt, Devin
FOUL by Walker, Justin	06:00			
	06:00			MISSED FT SHOT by Holt, Devin
	06:00			REBOUND (OFF) by (DEADBALL)
	06:00			MISSED FT SHOT by Holt, Devin
	06:00			REBOUND (OFF) by Holt, Devin
	06:00			MISSED 3 PTR by Holt, Devin
REBOUND (DEF) by (TEAM)	06:00			
	05:39			FOUL by Garrett, Ralph
MISSED FT SHOT by Jones, Chase	05:39			
REBOUND (OFF) by (DEADBALL)	05:39			
MISSED FT SHOT by Jones, Chase	05:39			
	05:39			REBOUND (DEF) by Garrett, Ralph
	05:15			MISSED JUMPER by Holt, Creshaun
REBOUND (DEF) by Jones, Chase	05:15			
TURNOVR by Walker, Justin	05:06			
	04:48			MISSED JUMPER by Garrett, Ralph
REBOUND (DEF) by Walker, Justin	04:48			
MISSED JUMPER by Walker, Justin	04:40			
REBOUND (OFF) by Florence, Darrel	04:40			
MISSED 3 PTR by Florence, Darrel	04:34			
	04:34			REBOUND (DEF) by Roberts, Zach
FOUL by Taylor, Daran	04:25			
	04:24			MISSED JUMPER by Garrett, Ralph
REBOUND (DEF) by Florence, Darrel	04:24			
MISSED 3 PTR by Florence, Darrel	03:58			
	03:58			REBOUND (DEF) by Franklin, Artez
	03:49			TURNOVR by Franklin, Artez
STEAL by Anderson, Anthony	03:48			
GOOD! LAYUP by Anderson, Anthony [FB/PNT]	03:46	41-17	H 24	
	03:35			MISSED JUMPER by Garrett, Ralph
REBOUND (DEF) by Taylor, Daran	03:35			
TURNOVR by Jones, Chase	03:19			
TIMEOUT 30sec	03:16			
	03:08	41-19	H 22	GOOD! LAYUP by Nelson, Tryce [PNT]
	03:08			ASSIST by Roberts, Zach
GOOD! 3 PTR by Florence, Darrel	02:58	44-19	H 25	
	02:56			FOUL by Cobb, Jerry
GOOD! FT SHOT by Florence, Darrel	02:56	45-19	H 26	
	02:44			TURNOVR by Franklin, Artez
STEAL by Florence, Darrel	02:42			
MISSED JUMPER by Anderson, Anthony	02:20			
REBOUND (OFF) by Jones, Chase	02:20			
TURNOVR by Walker, Justin	02:03			
	01:48			MISSED 3 PTR by Roberts, Zach
	01:48			REBOUND (OFF) by Garrett, Ralph
	01:44	45-22	H 23	GOOD! 3 PTR by Roberts, Zach
	01:44			ASSIST by Garrett, Ralph
TURNOVR by Anderson, Anthony	01:19			
FOUL by Taylor, Daran	01:19			
	01:17	45-24	H 21	GOOD! JUMPER by Garrett, Ralph
	01:17			ASSIST by Cobb, Jerry
MISSED 3 PTR by Jones, Kenny	00:00			
REBOUND (OFF) by Jones, Chase	00:00			
	01:19			STEAL by Cobb, Jerry

Austin East 45, Giles County 24

4th PERIOD Play-by-Play (Page 1)

HOME TEAM: Austin East	TIME	SCORE	MAR	VISITORS: Giles County
	07:56			TURNOVR by Nelson, Tryce
STEAL by Walker, Justin	07:55			
GOOD! DUNK by Walker, Justin [PNT]	07:52	47-24	H 23	
	07:35			MISSED JUMPER by Roberts, Zach
REBOUND (DEF) by Jones, Chase	07:35			
MISSED LAYUP by Florence, Darrel	07:28			
REBOUND (OFF) by Walker, Justin	07:28			
	07:25			FOUL by Cobb, Jerry
GOOD! FT SHOT by Walker, Justin	07:25	48-24	H 24	
GOOD! FT SHOT by Walker, Justin	07:25	49-24	H 25	

	07:11			MISSED JUMPER by Garrett, Ralph
REBOUND (DEF) by Florence, Darrel	07:11			
TURNOVR by Florence, Darrel	07:04			
	06:52	49-26	H 23	GOOD! JUMPER by Garrett, Ralph
	06:52			ASSIST by Roberts, Zach
TURNOVR by Walker, Justin	06:43			
	06:37			MISSED 3 PTR by Nelson, Tryce
	06:37			REBOUND (OFF) by Holt, Creshaun
	06:30			MISSED 3 PTR by Holt, Devin
REBOUND (DEF) by Walker, Justin	06:30			
GOOD! JUMPER by Jones, Chase	06:21	51-26	H 25	
ASSIST by Florence, Darrel	06:21			
FOUL by Jones, Chase	06:01			
	05:59	51-27	H 24	GOOD! FT SHOT by Garrett, Ralph
	05:59			MISSED FT SHOT by Garrett, Ralph
REBOUND (DEF) by Lundy, Jamaal	05:59			
	05:40			FOUL by Roberts, Zach
GOOD! FT SHOT by Jones, Chase	05:40	52-27	H 25	
MISSED FT SHOT by Jones, Chase	05:40			
	05:40			REBOUND (DEF) by Garrett, Ralph
	05:30			TURNOVR by Roberts, Zach
STEAL by Lundy, Jamaal	05:29			
MISSED JUMPER by Pryor, Trevil	05:27			
REBOUND (OFF) by Jones, Chase	05:27			
MISSED JUMPER by Jones, Chase	05:24			
REBOUND (OFF) by Walker, Justin	05:24			
TURNOVR by Robinson, Augusta	05:18			
	05:17			STEAL by Holt, Devin
	05:11			MISSED 3 PTR by Holt, Devin
REBOUND (DEF) by Pryor, Trevil	05:11			
MISSED JUMPER by Jones, Chase	04:58			
	04:58			REBOUND (DEF) by Holt, Creshaun
	04:51			TURNOVR by Holt, Devin
STEAL by Pryor, Trevil	04:49			
	04:48			FOUL by Nelson, Tryce
MISSED FT SHOT by Pryor, Trevil	04:48			
	04:48			REBOUND (DEF) by Garrett, Ralph
	04:36			MISSED 3 PTR by Holt, Devin
REBOUND (DEF) by (TEAM)	04:36			
GOOD! JUMPER by Pryor, Trevil	03:58	54-27	H 27	
ASSIST by Walker, Justin	03:58			
	03:47			MISSED JUMPER by Garrett, Ralph
REBOUND (DEF) by Pryor, Trevil	03:47			
	03:28			FOUL by Roberts, Zach
MISSED FT SHOT by Jones, Chase	03:28			
	03:28			REBOUND (DEF) by Holt, Creshaun
FOUL by Pryor, Trevil	03:26			
FOUL by Smith, Leon	03:07			
	03:05	54-30	H 24	GOOD! 3 PTR by Nelson, Tryce
	03:05			ASSIST by Moreland, Andre'
TURNOVR by (TEAM)	02:58			
	02:42			MISSED JUMPER by Moreland, Andre'
	02:42			REBOUND (OFF) by Holt, Creshaun
	02:38			MISSED JUMPER by Holt, Creshaun
	02:38			REBOUND (OFF) by Garrett, Ralph
FOUL by Lundy, Jamaal	02:35			
	02:35			MISSED FT SHOT by Garrett, Ralph
REBOUND (DEF) by Pryor, Trevil	02:35			
	02:05			FOUL by Nelson, Tryce
MISSED FT SHOT by Smith, Leon	02:05			
REBOUND (OFF) by (DEADBALL)	02:05			
MISSED FT SHOT by Smith, Leon	02:05			
	02:05			REBOUND (DEF) by Holt, Creshaun
	01:56			MISSED 3 PTR by Alsup, Jon
REBOUND (DEF) by Anderson, Lincoln	01:56			
TURNOVR by Anderson, Lincoln	01:37			
	01:36			STEAL by Holt, Creshaun
	01:33	54-32	H 22	GOOD! JUMPER by Holt, Creshaun [FB/PNT]
FOUL by Hensley, Sterling	01:33			
	01:33			MISSED FT SHOT by Holt, Creshaun
	01:33			REBOUND (OFF) by Garrett, Ralph
	01:17	54-35	H 19	GOOD! 3 PTR by Alsup, Jon
	01:17			ASSIST by May, Jacob
MISSED JUMPER by Pryor, Trevil	01:07			
	01:07			REBOUND (DEF) by Moreland, Andre'
	01:03			MISSED 3 PTR by Moreland, Andre'
REBOUND (DEF) by Smith, Leon	01:03			
	00:57			FOUL by Moreland, Andre'

GOOD! FT SHOT by Smith, Leon	00:57	55-35	H 20	
MISSED FT SHOT by Smith, Leon	00:57			
	00:57			REBOUND (DEF) by Holt, Creshaun
	00:47			TURNOVR by Alsup, Jon
STEAL by Smith, Leon	00:46			
GOOD! LAYUP by Smith, Leon [FB/PNT]	00:42	57-35	H 22	
	00:34			MISSED 3 PTR by Moreland, Andre'
BLOCK by Anderson, Lincoln	00:34			
	00:32			REBOUND (OFF) by Franklin, Artez
FOUL by Hale, Jonathon	00:32			
	00:32	57-36	H 21	GOOD! FT SHOT by Franklin, Artez
	00:32	57-37	H 20	GOOD! FT SHOT by Franklin, Artez
MISSED 3 PTR by Anderson, Lincoln	00:08			
	00:08			REBOUND (DEF) by (TEAM)

Austin East 57, Giles County 37

Official Basketball Box Score -- 1st Half
Giles County vs Austin East
03/15/07 10:30 AM at Murfreesboro, TN

VISITORS: Giles County 27-7

##	Player Name		TOT-FG FG-FGA	3-PT FG-FGA	FT-FTA	REBOUNDS OF	DE	TOT	PF	TP	A	TO	BLK	S	MIN
24	Holt, Devin.....	*	2-2	0-0	3-3	0	0	0	1	7	0	4	0	4	12
30	Nelson, Justin.....	*	1-4	0-0	2-2	0	3	3	0	4	0	3	0	0	14
32	Nelson, Tryce.....	*	0-7	0-2	1-2	1	0	1	1	1	0	4	0	1	15
44	Garrett, Ralph.....	*	0-1	0-0	0-0	0	2	2	0	0	0	2	0	0	6
52	Cobb, Jerry.....	*	0-1	0-0	0-0	1	1	2	2	0	0	2	0	0	5
10	Moreland, Andre'....		0-0	0-0	0-0	0	0	0	1	0	0	1	0	1	4
14	Alsup, Jon.....		0-0	0-0	0-0	0	0	0	0	0	0	0	0	0	0
20	Roberts, Zach.....		0-0	0-0	2-2	0	0	0	1	2	0	1	0	0	5
33	May, Jacob.....		0-0	0-0	0-0	0	0	0	0	0	0	0	0	0	0
42	Franklin, Artez.....		1-3	0-2	0-0	1	2	3	1	2	0	0	0	1	8
54	Holt, Creshaun.....		0-2	0-0	1-3	0	1	1	1	1	0	1	0	0	11
	TEAM.....					1	2	3							
	Totals.....		4-20	0-4	9-12	4	11	15	8	17	0	18	0	7	80

TOTAL FG% 1st Half: 4-20 20.0%
3-Pt. FG% 1st Half: 0-4 0.0%
F Throw % 1st Half: 9-12 75.0%

HOME TEAM: Austin East 31-7

##	Player Name		TOT-FG FG-FGA	3-PT FG-FGA	FT-FTA	REBOUNDS OF	DE	TOT	PF	TP	A	TO	BLK	S	MIN
01	Jones, Chase.....	*	3-4	0-0	2-5	3	0	3	0	8	0	1	0	0	10
05	Jones, Chance.....	*	0-1	0-1	1-2	1	2	3	1	1	1	1	0	5	7
11	Anderson, Anthony...	*	3-4	0-0	0-0	0	2	2	2	6	4	2	0	1	14
13	Florence, Darrel....	*	2-5	1-3	1-2	0	3	3	0	6	1	1	0	2	10
22	Walker, Justin.....	*	4-7	2-4	2-2	0	2	2	2	12	0	1	1	0	14
03	Smith, Leon.....		0-0	0-0	0-0	0	0	0	0	0	0	0	0	0	0
10	Lundy, Jamaal.....		0-0	0-0	0-0	0	1	1	0	0	0	0	0	0	0+
15	Anderson, Lincoln...		0-0	0-0	0-0	0	0	0	0	0	0	0	0	0	0
23	Robinson, Augusta...		0-0	0-0	0-0	0	0	0	1	0	0	1	0	2	2
25	Jones, Kenny.....		0-2	0-0	0-2	0	0	0	1	0	1	0	0	1	10
31	Pryor, Trevil.....		0-1	0-0	0-0	1	0	1	1	0	0	3	2	2	6
33	Taylor, Daran.....		1-2	0-0	2-2	1	3	4	2	4	1	3	0	1	7
41	Hale, Jonathon.....		0-0	0-0	0-0	0	0	0	0	0	0	0	0	0	0
54	Hensley, Sterling...		0-0	0-0	0-0	0	0	0	0	0	0	0	0	0	0+
	TEAM.....						1	1				1			
	Totals.....		13-26	3-8	8-15	6	14	20	10	37	8	14	3	14	80

TOTAL FG% 1st Half: 13-26 50.0%
3-Pt. FG% 1st Half: 3-8 37.5%
F Throw % 1st Half: 8-15 53.3%

Officials: George Hall, David Sikes, Brad Christian
Technical fouls: Giles County-None. Austin East-None.
Attendance:

Score by Periods	1st	2nd
Giles County.....	7	10
Austin East.....	19	18

Official Basketball Box Score
Mitchell vs Austin East
03/16/07 5:15 PM at Murfreesboro, TN

VISITORS: Mitchell 28-12

##	Player Name		TOT-FG FG-FGA	3-PT FG-FGA	FT-FTA	REBOUNDS OF	DE	TOT	PF	TP	A	TO	BLK	S	MIN
01	Wade, M.....	*	7-11	1-2	2-6	3	3	6	2	17	5	1	1	4	32
05	Devould, Evan.....	*	0-0	0-0	0-0	0	0	0	1	0	1	1	0	0	8
15	Neal, Darrell.....	*	5-12	2-5	0-2	5	1	6	1	12	0	8	0	1	26
25	Jones, Jarvis.....	*	7-16	4-12	6-6	1	5	6	2	24	3	4	0	0	28
34	McCaster, Lewis.....	*	2-4	0-0	0-0	1	3	4	5	4	0	3	2	2	18
02	McGhee, Lonnie.....		0-0	0-0	0-0	0	0	0	0	0	1	0	0	0	4
03	Hill, Russell.....		0-1	0-1	0-0	1	0	1	0	0	0	0	0	0	2
14	Holloway, Donald....		0-0	0-0	0-0	0	0	0	1	0	0	0	0	0	2
22	Burditt, Armoni.....		0-1	0-0	0-0	1	0	1	3	0	0	0	1	1	6
23	Torry, Kenyan.....		6-17	0-5	6-12	3	7	10	3	18	3	3	0	3	24
44	Boddie, Leon.....		0-1	0-0	0-0	0	4	4	2	0	0	0	0	0	10
	TEAM.....					2	2	4							
	Totals.....		27-63	7-25	14-26	17	25	42	20	75	13	20	4	11	160

TOTAL FG% 1st Half: 13-31 41.9% 2nd Half: 14-32 43.8% Game: 42.9% DEADB
3-Pt. FG% 1st Half: 4-14 28.6% 2nd Half: 3-11 27.3% Game: 28.0% REBS
F Throw % 1st Half: 3-6 50.0% 2nd Half: 11-20 55.0% Game: 53.8% 4

HOME TEAM: Austin East 31-8

##	Player Name		TOT-FG FG-FGA	3-PT FG-FGA	FT-FTA	REBOUNDS OF	DE	TOT	PF	TP	A	TO	BLK	S	MIN
01	Jones, Chase.....	*	5-8	0-0	0-3	4	5	9	3	10	0	3	2	1	26
05	Jones, Chance.....	*	0-2	0-1	3-4	1	1	2	1	3	1	0	0	0	9
11	Anderson, Anthony...	*	0-2	0-1	0-0	0	1	1	4	0	2	6	0	0	17
13	Florence, Darrel....	*	2-11	1-7	2-2	3	1	4	1	7	2	1	0	2	19
22	Walker, Justin.....	*	6-14	1-4	2-4	4	6	10	5	15	4	2	0	1	30
03	Smith, Leon.....		0-0	0-0	0-0	0	0	0	0	0	0	0	0	0	0+
10	Lundy, Jamaal.....		2-4	2-2	0-2	1	2	3	2	6	1	5	0	0	11
15	Anderson, Lincoln...		0-2	0-2	0-0	1	0	1	0	0	0	0	0	0	1
23	Robinson, Augusta...		0-1	0-0	2-5	0	0	0	0	2	0	2	0	2	5
25	Jones, Kenny.....		0-1	0-0	0-0	0	2	2	0	0	0	0	0	0	3
31	Pryor, Trevil.....		7-12	0-0	0-1	5	4	9	2	14	0	0	2	0	14
33	Taylor, Daran.....		4-10	0-0	2-2	4	1	5	4	10	2	4	0	1	25
	TEAM.....					2	4	6				1			
	Totals.....		26-67	4-17	11-23	25	27	52	22	67	12	24	4	7	160

TOTAL FG% 1st Half: 12-28 42.9% 2nd Half: 14-39 35.9% Game: 38.8% DEADB
3-Pt. FG% 1st Half: 3-6 50.0% 2nd Half: 1-11 9.1% Game: 23.5% REBS
F Throw % 1st Half: 6-12 50.0% 2nd Half: 5-11 45.5% Game: 47.8% 3

Officials: Todd Austin, Walt Kean, Robert Springer
Technical fouls: Mitchell-None. Austin East-None.
Attendance:

Score by Periods	1st	2nd	3rd	4th		Total
Mitchell.....	18	15	14	28	-	75
Austin East.....	14	19	16	18	-	67

Play-By-Play
Mitchell vs Austin East
03/16/07 5:15 PM at Murfreesboro, TN

1st PERIOD Play-by-Play (Page 1)

HOME TEAM: Austin East	TIME	SCORE	MAR	VISITORS: Mitchell
	07:46	0-3	V 3	GOOD! 3 PTR by Neal, Darrell
	07:46			ASSIST by Devould, Evan
MISSED JUMPER by Walker, Justin	07:17			
REBOUND (OFF) by Florence, Darrel	07:17			
GOOD! 3 PTR by Florence, Darrel	07:01	3-3	T 1	
ASSIST by Anderson, Anthony	07:01			
	06:44			TURNOVR by Neal, Darrell
TURNOVR by Jones, Chase	06:40			
	06:29			TURNOVR by Neal, Darrell
STEAL by Florence, Darrel	06:28			
MISSED 3 PTR by Florence, Darrel	06:19			
	06:19			REBOUND (DEF) by McCaster, Lewis
	06:11			FOUL by Jones, Jarvis
	06:11			TURNOVR by Jones, Jarvis
	06:02			FOUL by McCaster, Lewis
TURNOVR by Anderson, Anthony	05:39			
	05:38			STEAL by Wade, M.
	05:35			TURNOVR by Neal, Darrell
GOOD! JUMPER by Florence, Darrel [PNT]	05:21	5-3	H 2	
	05:02			MISSED 3 PTR by Jones, Jarvis
REBOUND (DEF) by Florence, Darrel	05:02			
MISSED 3 PTR by Jones, Chance	04:53			
	04:53			REBOUND (DEF) by Wade, M.
	04:46	5-6	V 1	GOOD! 3 PTR by Jones, Jarvis
	04:46			ASSIST by Wade, M.
MISSED LAYUP by Jones, Chase	04:16			
	04:16			BLOCK by McCaster, Lewis
	04:14			REBOUND (DEF) by McCaster, Lewis
	04:11			MISSED 3 PTR by Jones, Jarvis
REBOUND (DEF) by Jones, Chance	04:11			
MISSED 3 PTR by Walker, Justin	04:03			
	04:03			REBOUND (DEF) by Jones, Jarvis
FOUL by Walker, Justin	03:58			
	03:58	5-7	V 2	GOOD! FT SHOT by Wade, M.
	03:58			MISSED FT SHOT by Wade, M.
REBOUND (DEF) by Jones, Chase	03:58			
MISSED JUMPER by Taylor, Daran	03:49			
REBOUND (OFF) by Taylor, Daran	03:49			
GOOD! JUMPER by Taylor, Daran	03:46	7-7	T 2	
	03:40	7-9	V 2	GOOD! JUMPER by Wade, M.
TURNOVR by Taylor, Daran	03:28			
	03:28			STEAL by Torry, Kenyan
	03:26	7-11	V 4	GOOD! LAYUP by Torry, Kenyan [FB/PNT]
TURNOVR by (TEAM)	03:04			
	02:58	7-14	V 7	GOOD! 3 PTR by Neal, Darrell
	02:58			ASSIST by Torry, Kenyan
TURNOVR by Anderson, Anthony	02:45			
	02:44			STEAL by Wade, M.
	02:41			TURNOVR by Wade, M.
TURNOVR by Anderson, Anthony	02:34			
	02:29			MISSED 3 PTR by Neal, Darrell
REBOUND (DEF) by Jones, Chase	02:29			
MISSED JUMPER by Taylor, Daran	02:13			
	02:13			BLOCK by McCaster, Lewis
	02:11			REBOUND (DEF) by Wade, M.
	02:09	7-16	V 9	GOOD! JUMPER by Wade, M.
MISSED JUMPER by Walker, Justin	01:53			
REBOUND (OFF) by Jones, Chase	01:53			
GOOD! JUMPER by Jones, Chase [PNT]	01:47	9-16	V 7	
	01:33			MISSED JUMPER by Neal, Darrell
BLOCK by Jones, Chase	01:33			
	01:32			REBOUND (OFF) by Neal, Darrell
	01:27			MISSED 3 PTR by Jones, Jarvis
	01:27			REBOUND (OFF) by Torry, Kenyan
FOUL by Jones, Chase	01:25			
	01:17			MISSED JUMPER by McCaster, Lewis
	01:17			REBOUND (OFF) by Neal, Darrell

	01:13			TURNOVR by Neal, Darrell
	01:02			FOUL by McCaster, Lewis
GOOD! FT SHOT by Jones, Chance	01:02	10-16	V 6	
GOOD! FT SHOT by Jones, Chance	01:02	11-16	V 5	
	00:53			TURNOVR by Neal, Darrell
STEAL by Taylor, Daran	00:52			
	00:50			FOUL by Burditt, Armoni
MISSED FT SHOT by Jones, Chance	00:50			
REBOUND (OFF) by (DEADBALL)	00:50			
GOOD! FT SHOT by Jones, Chance	00:50	12-16	V 4	
	00:40	12-18	V 6	GOOD! JUMPER by Jones, Jarvis
MISSED JUMPER by Jones, Chase	00:28			
REBOUND (OFF) by Taylor, Daran	00:28			
GOOD! JUMPER by Taylor, Daran	00:26	14-18	V 4	
	00:13			FOUL by Torry, Kenyan
	00:13			TURNOVR by Torry, Kenyan
MISSED JUMPER by Walker, Justin	00:00			
	00:00			REBOUND (DEF) by Torry, Kenyan

Mitchell 18, Austin East 14

2nd PERIOD Play-by-Play (Page 1)

HOME TEAM: Austin East	TIME	SCORE	MAR	VISITORS: Mitchell
	07:52			FOUL by Burditt, Armoni
GOOD! FT SHOT by Taylor, Daran	07:52	15-18	V 3	
GOOD! FT SHOT by Taylor, Daran	07:52	16-18	V 2	
	07:38	16-20	V 4	GOOD! JUMPER by Neal, Darrell
TURNOVR by Taylor, Daran	07:30			
	07:28			STEAL by Torry, Kenyan
	07:27	16-22	V 6	GOOD! JUMPER by Torry, Kenyan
TIMEOUT 30sec	07:23			
GOOD! LAYUP by Jones, Chase [PNT]	07:11	18-22	V 4	
ASSIST by Walker, Justin	07:11			
	06:56			MISSED 3 PTR by Torry, Kenyan
	06:56			REBOUND (OFF) by Neal, Darrell
	06:50			MISSED JUMPER by Boddie, Leon
BLOCK by Jones, Chase	06:50			
REBOUND (DEF) by Walker, Justin	06:49			
TURNOVR by Anderson, Anthony	06:43			
FOUL by Anderson, Anthony	06:43			
	06:33			FOUL by Neal, Darrell
	06:33			TURNOVR by Neal, Darrell
GOOD! LAYUP by Walker, Justin [PNT]	06:23	20-22	V 2	
ASSIST by Taylor, Daran	06:23			
	06:15			MISSED 3 PTR by Jones, Jarvis
REBOUND (DEF) by Lundy, Jamaal	06:15			
TURNOVR by Lundy, Jamaal	06:11			
FOUL by Jones, Chase	06:03			
	06:03	20-23	V 3	GOOD! FT SHOT by Torry, Kenyan
	06:03			MISSED FT SHOT by Torry, Kenyan
REBOUND (DEF) by Jones, Chase	06:03			
MISSED JUMPER by Jones, Chance	05:52			
	05:52			REBOUND (DEF) by Jones, Jarvis
	05:44	20-25	V 5	GOOD! JUMPER by Torry, Kenyan
FOUL by Lundy, Jamaal	05:44			
	05:44			TIMEOUT 30sec
MISSED JUMPER by Taylor, Daran	05:23			
REBOUND (OFF) by Jones, Chase	05:23			
	05:21			FOUL by Boddie, Leon
MISSED FT SHOT by Jones, Chase	05:21			
REBOUND (OFF) by (DEADBALL)	05:21			
MISSED FT SHOT by Jones, Chase	05:21			
REBOUND (OFF) by Jones, Chance	05:21			
GOOD! 3 PTR by Lundy, Jamaal	05:16	23-25	V 2	
ASSIST by Jones, Chance	05:16			
	05:08			MISSED JUMPER by Torry, Kenyan
REBOUND (DEF) by Jones, Chase	05:08			
	05:03			FOUL by Holloway, Donald
MISSED FT SHOT by Jones, Chase	05:03			
	05:03			REBOUND (DEF) by Boddie, Leon
	04:59			MISSED 3 PTR by Wade, M.
REBOUND (DEF) by Pryor, Trevil	04:59			
MISSED JUMPER by Taylor, Daran	04:49			
REBOUND (OFF) by Pryor, Trevil	04:49			

MISSED JUMPER by Pryor, Trevil	04:46			
	04:46			REBOUND (DEF) by Boddie, Leon
	04:40	23-27	V 4	GOOD! LAYUP by Torry, Kenyan [PNT]
	04:40			ASSIST by Jones, Jarvis
GOOD! JUMPER by Pryor, Trevil	04:24	25-27	V 2	
ASSIST by Walker, Justin	04:19			
	03:53			TURNOVR by Devould, Evan
	03:44			FOUL by Jones, Jarvis
GOOD! FT SHOT by Walker, Justin	03:44	26-27	V 1	
MISSED FT SHOT by Walker, Justin	03:44			
	03:44			REBOUND (DEF) by Neal, Darrell
	03:21			MISSED 3 PTR by Neal, Darrell
	03:21			REBOUND (OFF) by (TEAM)
	03:11			MISSED 3 PTR by Torry, Kenyan
REBOUND (DEF) by Pryor, Trevil	03:11			
TURNOVR by Lundy, Jamaal	03:02			
	02:53			MISSED JUMPER by Wade, M.
	02:53			REBOUND (OFF) by Torry, Kenyan
FOUL by Taylor, Daran	02:47			
	02:47			MISSED FT SHOT by Torry, Kenyan
	02:47			REBOUND (OFF) by (DEADBALL)
	02:47	26-28	V 2	GOOD! FT SHOT by Torry, Kenyan
MISSED JUMPER by Pryor, Trevil	02:34			
REBOUND (OFF) by Lundy, Jamaal	02:34			
MISSED JUMPER by Lundy, Jamaal	02:32			
REBOUND (OFF) by Pryor, Trevil	02:32			
GOOD! JUMPER by Pryor, Trevil	02:25	28-28	T 3	
	02:16			MISSED JUMPER by Neal, Darrell
REBOUND (DEF) by Walker, Justin	02:16			
TURNOVR by Walker, Justin	02:09			
	02:08			STEAL by Wade, M.
	02:04			MISSED JUMPER by Wade, M.
REBOUND (DEF) by (TEAM)	02:04			
FOUL by Taylor, Daran	01:56			
TURNOVR by Taylor, Daran	01:56			
	01:36	28-30	V 2	GOOD! LAYUP by Torry, Kenyan [PNT]
	01:36			ASSIST by McGhee, Lonnie
GOOD! 3 PTR by Lundy, Jamaal	01:17	31-30	H 1	
	00:55			MISSED JUMPER by Neal, Darrell
REBOUND (DEF) by (TEAM)	00:55			
GOOD! LAYUP by Pryor, Trevil [PNT]	00:42	33-30	H 3	
ASSIST by Lundy, Jamaal	00:42			
	00:42			FOUL by Boddie, Leon
MISSED FT SHOT by Pryor, Trevil	00:42			
	00:42			REBOUND (DEF) by Boddie, Leon
	00:22	33-33	T 4	GOOD! 3 PTR by Wade, M.
	00:22			ASSIST by Torry, Kenyan
TURNOVR by Lundy, Jamaal	00:14			
	00:07			MISSED 3 PTR by Torry, Kenyan
REBOUND (DEF) by Anderson, Anthony	00:07			

Austin East 33, Mitchell 33

3rd PERIOD Play-by-Play (Page 1)

HOME TEAM: Austin East	TIME	SCORE	MAR	VISITORS: Mitchell
TURNOVR by Anderson, Anthony	07:57			
	07:53			STEAL by Neal, Darrell
	07:44			MISSED JUMPER by McCaster, Lewis
REBOUND (DEF) by Taylor, Daran	07:44			
MISSED JUMPER by Florence, Darrel	07:30			
REBOUND (OFF) by Florence, Darrel	07:30			
	07:26			FOUL by McCaster, Lewis
GOOD! FT SHOT by Florence, Darrel	07:26	34-33	H 1	
GOOD! FT SHOT by Florence, Darrel	07:26	35-33	H 2	
	07:16			TURNOVR by Neal, Darrell
MISSED 3 PTR by Florence, Darrel	07:05			
REBOUND (OFF) by Walker, Justin	07:05			
GOOD! JUMPER by Walker, Justin	07:03	37-33	H 4	
	06:47			MISSED 3 PTR by Torry, Kenyan
REBOUND (DEF) by (TEAM)	06:47			
GOOD! LAYUP by Jones, Chase [PNT]	06:35	39-33	H 6	
ASSIST by Taylor, Daran	06:35			
FOUL by Taylor, Daran	06:26			

	06:14			TURNOVR by McCaster, Lewis
STEAL by Walker, Justin	06:13			
MISSED 3 PTR by Anderson, Anthony	06:01			
REBOUND (OFF) by Taylor, Daran	06:01			
MISSED JUMPER by Taylor, Daran	05:58			
	05:58			REBOUND (DEF) by Jones, Jarvis
	05:50			TURNOVR by Jones, Jarvis
STEAL by Florence, Darrel	05:50			
MISSED JUMPER by Anderson, Anthony	05:45			
	05:45			BLOCK by Wade, M.
	05:43			REBOUND (DEF) by Wade, M.
	05:39			TURNOVR by Jones, Jarvis
	05:39			TIMEOUT TEAM
TURNOVR by Anderson, Anthony	05:32			
	05:22	39-35	H 4	GOOD! JUMPER by Neal, Darrell
GOOD! JUMPER by Walker, Justin	05:10	41-35	H 6	
ASSIST by Anderson, Anthony	05:10			
	05:04			FOUL by Torry, Kenyan
	05:04			TURNOVR by Torry, Kenyan
MISSED JUMPER by Florence, Darrel	04:52			
	04:52			REBOUND (DEF) by Torry, Kenyan
	04:43			MISSED JUMPER by Torry, Kenyan
REBOUND (DEF) by Jones, Kenny	04:43			
MISSED JUMPER by Jones, Kenny	04:22			
	04:22			REBOUND (DEF) by Boddie, Leon
	04:11			MISSED 3 PTR by Neal, Darrell
	04:11			REBOUND (OFF) by Wade, M.
	04:08	41-37	H 4	GOOD! JUMPER by Wade, M.
MISSED JUMPER by Walker, Justin	03:50			
REBOUND (OFF) by Jones, Chase	03:50			
GOOD! JUMPER by Jones, Chase	03:47	43-37	H 6	
	03:33	43-40	H 3	GOOD! 3 PTR by Jones, Jarvis
	03:33			ASSIST by Wade, M.
MISSED LAYUP by Jones, Chase	03:20			
REBOUND (OFF) by Florence, Darrel	03:20			
MISSED JUMPER by Florence, Darrel	03:15			
	03:15			REBOUND (DEF) by (TEAM)
FOUL by Florence, Darrel	02:58			
	02:43			MISSED 3 PTR by Jones, Jarvis
	02:43			REBOUND (OFF) by Hill, Russell
FOUL by Lundy, Jamaal	02:36			
	02:26			MISSED 3 PTR by Hill, Russell
REBOUND (DEF) by Walker, Justin	02:26			
TURNOVR by Jones, Chase	02:22			
	02:13			MISSED JUMPER by Wade, M.
REBOUND (DEF) by Lundy, Jamaal	02:13			
GOOD! LAYUP by Jones, Chase [PNT]	02:01	45-40	H 5	
ASSIST by Walker, Justin	02:01			
	01:49			MISSED 3 PTR by Jones, Jarvis
REBOUND (DEF) by Jones, Chase	01:49			
MISSED JUMPER by Lundy, Jamaal	01:40			
	01:40			REBOUND (DEF) by (TEAM)
	01:24	45-42	H 3	GOOD! JUMPER by Jones, Jarvis
TURNOVR by Lundy, Jamaal	01:12			
	01:11			STEAL by Torry, Kenyan
	01:08	45-44	H 1	GOOD! LAYUP by Torry, Kenyan [PNT]
	01:08			ASSIST by Jones, Jarvis
GOOD! LAYUP by Pryor, Trevil [PNT]	00:55	47-44	H 3	
ASSIST by Florence, Darrel	00:55			
	00:39	47-47	T 5	GOOD! 3 PTR by Jones, Jarvis
	00:39			ASSIST by Wade, M.
	00:26			FOUL by Wade, M.
GOOD! LAYUP by Pryor, Trevil [PNT]	00:13	49-47	H 2	
ASSIST by Florence, Darrel	00:13			
	00:00			MISSED 3 PTR by Torry, Kenyan
BLOCK by Pryor, Trevil	00:00			
REBOUND (DEF) by (TEAM)	00:00			

Austin East 49, Mitchell 47

4th PERIOD Play-by-Play (Page 1)

HOME TEAM: Austin East	TIME	SCORE	MAR	VISITORS: Mitchell
	07:48			MISSED JUMPER by Torry, Kenyan
BLOCK by Pryor, Trevil	07:48			

	07:48			REBOUND (OFF) by Burditt, Armoni
FOUL by Taylor, Daran	07:48			
FOUL by Pryor, Trevil	07:44			
	07:44	49-48	H 1	GOOD! FT SHOT by Torry, Kenyan
	07:44			MISSED FT SHOT by Torry, Kenyan
REBOUND (DEF) by Pryor, Trevil	07:44			
	07:28			FOUL by Burditt, Armoni
MISSED FT SHOT by Lundy, Jamaal	07:28			
REBOUND (OFF) by (DEADBALL)	07:28			
MISSED FT SHOT by Lundy, Jamaal	07:28			
REBOUND (OFF) by Walker, Justin	07:28			
	07:25			FOUL by Devould, Evan
GOOD! FT SHOT by Walker, Justin	07:25	50-48	H 2	
MISSED FT SHOT by Walker, Justin	07:25			
	07:25			REBOUND (DEF) by Torry, Kenyan
	07:16	50-51	V 1	GOOD! 3 PTR by Jones, Jarvis
	07:16			ASSIST by Wade, M.
TURNOVR by Lundy, Jamaal	07:09			
	06:56	50-53	V 3	GOOD! LAYUP by McCaster, Lewis [PNT]
	06:56			ASSIST by Wade, M.
TURNOVR by Taylor, Daran	06:38			
	06:37			STEAL by Wade, M.
	06:35			MISSED LAYUP by Torry, Kenyan
	06:35			REBOUND (OFF) by Wade, M.
	06:33	50-55	V 5	GOOD! JUMPER by Wade, M.
FOUL by Jones, Chance	06:33			
	06:33	50-56	V 6	GOOD! FT SHOT by Wade, M.
MISSED JUMPER by Pryor, Trevil	06:23			
	06:23			REBOUND (DEF) by Torry, Kenyan
	06:14			MISSED JUMPER by Torry, Kenyan
	06:14			REBOUND (OFF) by Jones, Jarvis
	06:11	50-58	V 8	GOOD! JUMPER by Jones, Jarvis
MISSED JUMPER by Pryor, Trevil	06:01			
	06:01			REBOUND (DEF) by Torry, Kenyan
	05:56	50-60	V 10	GOOD! LAYUP by Wade, M. [PNT]
	05:56			ASSIST by Torry, Kenyan
FOUL by Anderson, Anthony	05:56			
	05:56			MISSED FT SHOT by Wade, M.
	05:56			REBOUND (OFF) by (TEAM)
	05:48			MISSED 3 PTR by Jones, Jarvis
	05:48			REBOUND (OFF) by Neal, Darrell
FOUL by Pryor, Trevil	05:46			
	05:46			MISSED FT SHOT by Neal, Darrell
	05:46			REBOUND (OFF) by (DEADBALL)
	05:46			MISSED FT SHOT by Neal, Darrell
REBOUND (DEF) by Pryor, Trevil	05:46			
MISSED 3 PTR by Florence, Darrel	05:37			
REBOUND (OFF) by Pryor, Trevil	05:37			
MISSED LAYUP by Walker, Justin	05:32			
REBOUND (OFF) by Walker, Justin	05:32			
GOOD! JUMPER by Walker, Justin	05:29	52-60	V 8	
TIMEOUT 30sec	05:27			
	05:18			TURNOVR by Torry, Kenyan
TURNOVR by Walker, Justin	05:08			
	05:07			STEAL by McCaster, Lewis
FOUL by Anderson, Anthony	05:02			
	05:02			MISSED FT SHOT by Torry, Kenyan
	05:02			REBOUND (OFF) by (DEADBALL)
	05:02	52-61	V 9	GOOD! FT SHOT by Torry, Kenyan
TURNOVR by Robinson, Augusta	04:56			
	04:55			STEAL by McCaster, Lewis
	04:50			TURNOVR by McCaster, Lewis
STEAL by Robinson, Augusta	04:49			
MISSED JUMPER by Robinson, Augusta	04:45			
REBOUND (OFF) by Pryor, Trevil	04:45			
GOOD! JUMPER by Pryor, Trevil	04:43	54-61	V 7	
	04:36			MISSED JUMPER by Torry, Kenyan
	04:36			REBOUND (OFF) by McCaster, Lewis
	04:34	54-63	V 9	GOOD! JUMPER by McCaster, Lewis
MISSED 3 PTR by Walker, Justin	04:20			
REBOUND (OFF) by (TEAM)	04:20			
	04:17			FOUL by McCaster, Lewis
GOOD! JUMPER by Pryor, Trevil	04:15	56-63	V 7	
ASSIST by Walker, Justin	04:15			
	04:07			TURNOVR by Neal, Darrell
STEAL by Jones, Chase	04:06			

	03:56			FOUL by Wade, M.
GOOD! FT SHOT by Robinson, Augusta	03:56	57-63	V 6	
MISSED FT SHOT by Robinson, Augusta	03:56			
	03:56			REBOUND (DEF) by McCaster, Lewis
	03:45			MISSED JUMPER by Jones, Jarvis
REBOUND (DEF) by Walker, Justin	03:45			
MISSED 3 PTR by Florence, Darrel	03:37			
REBOUND (OFF) by Pryor, Trevil	03:37			
MISSED JUMPER by Pryor, Trevil	03:34			
	03:34			REBOUND (DEF) by Jones, Jarvis
	03:30	57-65	V 8	GOOD! LAYUP by Wade, M. [PNT]
	03:30			ASSIST by Jones, Jarvis
	03:27			TIMEOUT 30sec
MISSED 3 PTR by Florence, Darrel	03:16			
REBOUND (OFF) by Walker, Justin	03:16			
GOOD! JUMPER by Walker, Justin	03:13	59-65	V 6	
	02:49			MISSED 3 PTR by Jones, Jarvis
	02:49			REBOUND (OFF) by Neal, Darrell
	02:47			MISSED JUMPER by Neal, Darrell
REBOUND (DEF) by Walker, Justin	02:47			
TURNOVR by Robinson, Augusta	02:41			
	02:34	59-67	V 8	GOOD! JUMPER by Neal, Darrell [PNT]
TURNOVR by Florence, Darrel	02:23			
	01:59			TURNOVR by McCaster, Lewis
STEAL by Robinson, Augusta	01:59			
	01:59			FOUL by McCaster, Lewis
MISSED FT SHOT by Robinson, Augusta	01:59			
	01:59			REBOUND (DEF) by Jones, Jarvis
FOUL by Walker, Justin	01:55			
	01:55	59-68	V 9	GOOD! FT SHOT by Jones, Jarvis
	01:55	59-69	V 10	GOOD! FT SHOT by Jones, Jarvis
MISSED 3 PTR by Walker, Justin	01:47			
REBOUND (OFF) by Taylor, Daran	01:47			
GOOD! JUMPER by Taylor, Daran	01:44	61-69	V 8	
TIMEOUT TEAM	01:43			
FOUL by Jones, Chase	01:26			
	01:26	61-70	V 9	GOOD! FT SHOT by Jones, Jarvis
	01:26	61-71	V 10	GOOD! FT SHOT by Jones, Jarvis
MISSED 3 PTR by Florence, Darrel	01:17			
	01:17			REBOUND (DEF) by Torry, Kenyan
	01:14			TIMEOUT TEAM
FOUL by Walker, Justin	01:06			
	01:06			MISSED FT SHOT by Wade, M.
	01:06			REBOUND (OFF) by (DEADBALL)
	01:03			MISSED FT SHOT by Wade, M.
	01:03			REBOUND (OFF) by Torry, Kenyan
FOUL by Walker, Justin	01:03			
	01:03	61-72	V 11	GOOD! FT SHOT by Torry, Kenyan
	01:03			MISSED FT SHOT by Torry, Kenyan
REBOUND (DEF) by Walker, Justin	01:03			
MISSED 3 PTR by Anderson, Lincoln	00:58			
REBOUND (OFF) by Anderson, Lincoln	00:58			
GOOD! JUMPER by Taylor, Daran	00:54	63-72	V 9	
TIMEOUT TEAM	00:52			
FOUL by Anderson, Anthony	00:47			
	00:47	63-73	V 10	GOOD! FT SHOT by Jones, Jarvis
	00:47	63-74	V 11	GOOD! FT SHOT by Jones, Jarvis
GOOD! 3 PTR by Walker, Justin	00:42	66-74	V 8	
	00:31			TURNOVR by Jones, Jarvis
MISSED JUMPER by Taylor, Daran	00:25			
	00:25			BLOCK by Burditt, Armoni
	00:24			REBOUND (DEF) by Torry, Kenyan
FOUL by Walker, Justin	00:21			
	00:21	66-75	V 9	GOOD! FT SHOT by Torry, Kenyan
	00:21			MISSED FT SHOT by Torry, Kenyan
REBOUND (DEF) by Jones, Kenny	00:21			
	00:16			FOUL by Torry, Kenyan
GOOD! FT SHOT by Robinson, Augusta	00:16	67-75	V 8	
MISSED FT SHOT by Robinson, Augusta	00:16			
REBOUND (OFF) by Jones, Chase	00:16			
MISSED 3 PTR by Anderson, Lincoln	00:13			
REBOUND (OFF) by (TEAM)	00:13			
TURNOVR by Jones, Chase	00:08			
	00:08			STEAL by Burditt, Armoni
	00:04			MISSED JUMPER by Burditt, Armoni
	00:01			REBOUND (OFF) by Wade, M.

Official Basketball Box Score -- 1st Half
Mitchell vs Austin East
03/16/07 5:15 PM at Murfreesboro, TN

VISITORS: Mitchell 28-12

##	Player Name		TOT-FG FG-FGA	3-PT FG-FGA	FT-FTA	REBOUNDS OF	DE	TOT	PF	TP	A	TO	BLK	S	MIN
01	Wade, M.....	*	3-6	1-2	1-2	0	2	2	0	8	1	1	0	3	16
05	Devould, Evan.....	*	0-0	0-0	0-0	0	0	0	0	0	1	1	0	0	6
15	Neal, Darrell.....	*	3-8	2-4	0-0	3	1	4	1	8	0	6	0	0	13
25	Jones, Jarvis.....	*	2-6	1-5	0-0	0	2	2	2	5	1	1	0	0	12
34	McCaster, Lewis.....	*	0-1	0-0	0-0	0	2	2	2	0	0	0	2	0	7
02	McGhee, Lonnie.....		0-0	0-0	0-0	0	0	0	0	0	1	0	0	0	4
03	Hill, Russell.....		0-0	0-0	0-0	0	0	0	0	0	0	0	0	0	0
14	Holloway, Donald....		0-0	0-0	0-0	0	0	0	1	0	0	0	0	0	2
22	Burditt, Armoni.....		0-0	0-0	0-0	0	0	0	2	0	0	0	0	0	1
23	Torry, Kenyan.....		5-9	0-3	2-4	2	1	3	1	12	2	1	0	2	11
44	Boddie, Leon.....		0-1	0-0	0-0	0	3	3	2	0	0	0	0	0	8
	TEAM.....					1		1							
	Totals.....		13-31	4-14	3-6	6	11	17	11	33	6	10	2	5	80

TOTAL FG% 1st Half: 13-31 41.9%
3-Pt. FG% 1st Half: 4-14 28.6%
F Throw % 1st Half: 3-6 50.0%

HOME TEAM: Austin East 31-8

##	Player Name		TOT-FG FG-FGA	3-PT FG-FGA	FT-FTA	REBOUNDS OF	DE	TOT	PF	TP	A	TO	BLK	S	MIN
01	Jones, Chase.....	*	2-4	0-0	0-3	2	4	6	2	4	0	1	2	0	11
05	Jones, Chance.....	*	0-2	0-1	3-4	1	1	2	0	3	1	0	0	0	8
11	Anderson, Anthony...	*	0-0	0-0	0-0	0	1	1	1	0	1	4	0	0	10
13	Florence, Darrel....	*	2-3	1-2	0-0	1	1	2	0	5	0	0	0	1	12
22	Walker, Justin.....	*	1-5	0-1	1-2	0	2	2	1	3	2	1	0	0	14
03	Smith, Leon.....		0-0	0-0	0-0	0	0	0	0	0	0	0	0	0	0
10	Lundy, Jamaal.....		2-3	2-2	0-0	1	1	2	1	6	1	3	0	0	7
15	Anderson, Lincoln...		0-0	0-0	0-0	0	0	0	0	0	0	0	0	0	0
23	Robinson, Augusta...		0-0	0-0	0-0	0	0	0	0	0	0	0	0	0	0
25	Jones, Kenny.....		0-0	0-0	0-0	0	0	0	0	0	0	0	0	0	0
31	Pryor, Trevil.....		3-5	0-0	0-1	2	2	4	0	6	0	0	0	0	6
33	Taylor, Daran.....		2-6	0-0	2-2	2	0	2	2	6	1	3	0	1	12
	TEAM.....						2	2				1			
	Totals.....		12-28	3-6	6-12	9	14	23	7	33	6	13	2	2	80

TOTAL FG% 1st Half: 12-28 42.9%
3-Pt. FG% 1st Half: 3-6 50.0%
F Throw % 1st Half: 6-12 50.0%

Officials: Todd Austin, Walt Kean, Robert Springer
Technical fouls: Mitchell-None. Austin East-None.
Attendance:

Score by Periods	1st	2nd
Mitchell.....	18	15
Austin East.....	14	19

2005 Class AA State Boys' Basketball Tournament

March 16 - March 19, 2005 · Murphy Center - MTSU - Murfreesboro, TN

Game 1
Wed. Mar. 16 7:00 PM

David Lipscomb (25-8)	55
Austin-East (26-9)	52

Game 2
Wed. Mar. 16 8:45 PM

Humboldt (23-10)	54
Raleigh Egypt (31-2)	74

Game 3
Thu. Mar. 17 10:30 AM

N. MLK (29-4)	44
Haywood (41)	41

Game 4
Thu. Mar. 17 12:15 PM

Bolivar Central (26-5)	81
Sullivan Central (25-10)	46

Game 5
Fri. Mar. 18 2:00 PM

David Lipscomb	48
Raleigh Egypt	63

Game 6
Fri. Mar. 18 5:15 PM

N. MLK	44
Bolivar Central	47

Game 7
Sat. Mar. 19 5:00 PM

Raleigh Egypt	40
Bolivar Central	44

Bolivar Central
STATE CHAMPION

Official Basketball Box Score
David Lipscomb vs Austin East
03/16/05 7:00 p.m. at Murphy Center, Murfreesboro, TN

VISITORS: David Lipscomb 26-8

##	Player Name		TOT-FG FG-FGA	3-PT FG-FGA	FT-FTA	REBOUNDS OF	DE	TOT	PF	TP	A	TO	BLK	S	MIN
02	Pharr, Zach.....	*	3-6	1-2	1-3	0	4	4	3	8	3	3	0	0	32
04	James, Andrew.....	*	2-2	1-1	0-0	0	2	2	2	5	0	2	0	1	14
12	Mayes, Wes.....	*	6-7	0-0	5-7	2	9	11	0	17	1	2	2	1	31
22	Solomon, David.....	*	1-4	0-0	6-6	0	2	2	1	8	1	4	0	0	23
33	Brock, Jason.....	*	3-8	0-0	2-4	1	4	5	5	8	1	4	2	1	19
03	Mallernee, Rob.....		0-0	0-0	1-2	0	0	0	0	1	1	1	0	1	10
20	Wilson, Trent.....		0-0	0-0	0-0	0	1	1	0	0	0	0	0	0	3
21	Slater, Josh.....		2-5	1-3	3-3	0	1	1	3	8	2	3	0	1	28
23	Hunt, Brad.....		0-0	0-0	0-0	0	0	0	0	0	0	0	0	0	0+
	TEAM.....					3	4	7				1			
	Totals.....		17-32	3-6	18-25	6	27	33	14	55	9	20	4	5	160

TOTAL FG% 1st Half: 10-22 45.5% 2nd Half: 7-10 70.0% Game: 53.1% DEADB
3-Pt. FG% 1st Half: 2-5 40.0% 2nd Half: 1-1 100 % Game: 50.0% REBS
F Throw % 1st Half: 3-5 60.0% 2nd Half: 15-20 75.0% Game: 72.0% 4

HOME TEAM: Austin East 26-10

##	Player Name		TOT-FG FG-FGA	3-PT FG-FGA	FT-FTA	REBOUNDS OF	DE	TOT	PF	TP	A	TO	BLK	S	MIN
00	Minefield, Trevail..	*	0-1	0-1	0-0	0	1	1	0	0	0	1	0	1	12
03	Barrett, Markeis....	*	0-2	0-0	0-0	2	1	3	2	0	0	2	0	0	19
31	Kite, Steven.....	*	3-11	0-1	4-4	3	0	3	5	10	0	1	0	1	22
41	Harris, Albert.....	*	11-26	0-5	0-3	3	3	6	4	22	6	5	2	2	28
54	McAlister, Anthony..	*	2-2	0-0	0-0	1	1	2	4	4	0	0	1	1	18
05	Ligon, Zaccheus.....		3-12	3-7	0-0	0	0	0	3	9	1	1	0	1	22
11	Anderson, Anthony...		2-6	1-2	0-0	1	0	1	1	5	1	1	0	0	16
13	Florence, Darryle...		0-0	0-0	0-0	0	0	0	0	0	0	0	0	0	0+
23	Yancey, Kelvon.....		0-0	0-0	0-0	1	2	3	1	0	0	0	1	0	10
25	Muckle, Chris.....		1-1	0-0	0-0	0	1	1	3	2	0	0	0	2	5
33	Taylor, Daran.....		0-0	0-0	0-0	0	1	1	0	0	0	3	0	0	8
	TEAM.....					2	2	4							
	Totals.....		22-61	4-16	4-7	13	12	25	23	52	8	14	4	8	160

TOTAL FG% 1st Half: 13-33 39.4% 2nd Half: 9-28 32.1% Game: 36.1% DEADB
3-Pt. FG% 1st Half: 1-5 20.0% 2nd Half: 3-11 27.3% Game: 25.0% REBS
F Throw % 1st Half: 0-0 0.0% 2nd Half: 4-7 57.1% Game: 57.1% 2

Officials: Ernest Jones, Butch Patterson, William Byrd
Technical fouls: David Lipscomb-None. Austin East-None.
Attendance:

Score by Periods	1st	2nd	3rd	4th		Total
David Lipscomb.....	10	15	13	17	-	55
Austin East.....	17	10	9	16	-	52

Newspaper Box Score
David Lipscomb vs Austin East
03/16/05 7:00 p.m. at Murphy Center, Murfreesboro, TN
At Murphy Center, Murfreesboro, TN
DAVID LIPSCOMB 55, AUSTIN EAST 52
DAVID LIPSCOMB (26-8)
Mayes, Wes 6-7 5-7 17; Pharr, Zach 3-6 1-3 8; Slater, Josh 2-5 3-3 8; Brock, Jason 3-8 2-4 8; Solomon, David 1-4 6-6 8; James, Andrew 2-2 0-0 5. Totals 17-32 18-25 55.
AUSTIN EAST (26-10)
Harris, Albert 11-26 0-3 22; Kite, Steven 3-11 4-4 10; Ligon, Zaccheus 3-12 0-0 9; Anderson, Anthony 2-6 0-0 5; McAlister, Anthony 2-2 0-0 4; Muckle, Chris 1-1 0-0 2; Minefield, Trevail 0-1 0-0 0; Barrett, Markeis 0-2 0-0 0. Totals 22-61 4-7 52.

David Lipscomb.....	10	15	13	17	-	55
Austin East.....	17	10	9	16	-	52

3-point goals-David Lipscomb 3-6 (Slater, Josh 1-3; James, Andrew 1-1; Pharr, Zach 1-2), Austin East 4-16 (Ligon, Zaccheus 3-7; Anderson, Anthony 1-2; Minefield, Trevail 0-1; Kite, Steven 0-1; Harris, Albert 0-5). Fouled out--David Lipscomb-Brock, Jason, Austin East-Kite, Steven. Rebounds-David Lipscomb 33 (Mayes, Wes 11), Austin East 25 (Harris, Albert 6).
Assists-David Lipscomb 9 (Pharr, Zach 3), Austin East 8 (Harris, Albert 6).
Total fouls-David Lipscomb 14, Austin East 23.

Play-By-Play
David Lipscomb vs Austin East
03/16/05 7:00 p.m. at Murphy Center, Murfreesboro, TN

1st PERIOD Play-by-Play (Page 1)

HOME TEAM: Austin East	TIME	SCORE	MAR	VISITORS: David Lipscomb
MISSED JUMPER by Harris, Albert	07:55			
REBOUND (OFF) by Harris, Albert	07:55			
GOOD! JUMPER by Harris, Albert [PNT]	07:53	2-0	H 2	
	07:46			TURNOVR by Mayes, Wes
MISSED 3 PTR by Harris, Albert	07:42			
REBOUND (OFF) by Kite, Steven	07:42			
GOOD! JUMPER by Kite, Steven [PNT]	07:38	4-0	H 4	
	07:06	4-3	H 1	GOOD! 3 PTR by James, Andrew
	07:06			ASSIST by Pharr, Zach
MISSED JUMPER by Harris, Albert	06:50			
	06:50			REBOUND (DEF) by Brock, Jason
	06:42			TURNOVR by James, Andrew
STEAL by Kite, Steven	06:41			
	06:28			FOUL by James, Andrew
MISSED JUMPER by Kite, Steven	06:24			
	06:24			REBOUND (DEF) by (TEAM)
	05:57			MISSED JUMPER by Brock, Jason
REBOUND (DEF) by Harris, Albert	05:57			
GOOD! JUMPER by Harris, Albert [PNT]	05:48	6-3	H 3	
FOUL by McAlister, Anthony	05:26			
	05:20			MISSED JUMPER by Slater, Josh
	05:20			REBOUND (OFF) by Brock, Jason
	05:18	6-5	H 1	GOOD! JUMPER by Brock, Jason [PNT]
MISSED JUMPER by Harris, Albert	05:01			
REBOUND (OFF) by McAlister, Anthony	05:01			
	04:58			FOUL by Brock, Jason
GOOD! JUMPER by Kite, Steven [PNT]	04:55	8-5	H 3	
	04:36			MISSED JUMPER by Brock, Jason
	04:36			REBOUND (OFF) by (TEAM)
	04:27			MISSED JUMPER by Brock, Jason
BLOCK by Harris, Albert	04:27			
	04:27			REBOUND (OFF) by (TEAM)
FOUL by Kite, Steven	04:27			
	04:27			MISSED FT SHOT by Mallernee, Rob
	04:27			REBOUND (OFF) by (DEADBALL)
	04:27	8-6	H 2	GOOD! FT SHOT by Mallernee, Rob
GOOD! JUMPER by Harris, Albert	04:15	10-6	H 4	
FOUL by Ligon, Zaccheus	04:01			
	03:48			MISSED 3 PTR by Slater, Josh
	03:48			REBOUND (OFF) by (TEAM)
	03:30			MISSED JUMPER by Pharr, Zach
BLOCK by McAlister, Anthony	03:30			
REBOUND (DEF) by McAlister, Anthony	03:28			
TURNOVR by Barrett, Markeis	03:25			
FOUL by Barrett, Markeis	03:25			
	03:00			TURNOVR by Solomon, David
MISSED JUMPER by Barrett, Markeis	02:52			
	02:52			REBOUND (DEF) by Slater, Josh
	02:42	10-8	H 2	GOOD! LAYUP by Mayes, Wes [PNT]
	02:42			ASSIST by Slater, Josh
GOOD! JUMPER by Harris, Albert [PNT]	02:20	12-8	H 4	
	02:07	12-10	H 2	GOOD! JUMPER by Solomon, David
GOOD! 3 PTR by Ligon, Zaccheus	01:50	15-10	H 5	
ASSIST by Harris, Albert	01:50			
	01:25			TURNOVR by Brock, Jason
	01:25			FOUL by Brock, Jason
MISSED JUMPER by Anderson, Anthony	01:17			
REBOUND (OFF) by Anderson, Anthony	01:17			
MISSED JUMPER by Ligon, Zaccheus	01:12			
	01:12			REBOUND (DEF) by James, Andrew
GOOD! LAYUP by Anderson, Anthony [FB/PNT]	00:00	17-10	H 7	

Austin East 17, David Lipscomb 10

2nd PERIOD Play-by-Play (Page 1)

HOME TEAM: Austin East	TIME	SCORE	MAR	VISITORS: David Lipscomb
MISSED JUMPER by Anderson, Anthony	07:59			
REBOUND (OFF) by Yancey, Kelvon	07:59			
TURNOVR by Taylor, Daran	07:52			
	07:45			FOUL by Pharr, Zach
	07:24			MISSED 3 PTR by Slater, Josh
REBOUND (DEF) by Taylor, Daran	07:24			
TURNOVR by Taylor, Daran	07:10			
	06:52	17-13	H 4	GOOD! 3 PTR by Pharr, Zach
TURNOVR by Anderson, Anthony	06:45			
	06:38			STEAL by Slater, Josh
TURNOVR by Minefield, Trevail	06:37			
MISSED JUMPER by Ligon, Zaccheus	06:28			
	06:28			REBOUND (DEF) by Brock, Jason
	06:21	17-15	H 2	GOOD! LAYUP by Mayes, Wes [PNT]
	06:21			ASSIST by Brock, Jason
GOOD! JUMPER by Harris, Albert [PNT]	06:06	19-15	H 4	
	05:54			TURNOVR by Brock, Jason
MISSED 3 PTR by Ligon, Zaccheus	05:31			
REBOUND (OFF) by Barrett, Markeis	05:31			
MISSED JUMPER by Harris, Albert	05:25			
REBOUND (OFF) by Barrett, Markeis	05:25			
MISSED JUMPER by Kite, Steven	05:15			
	05:15			REBOUND (DEF) by Mayes, Wes
	05:03			MISSED JUMPER by Mayes, Wes
BLOCK by Harris, Albert	05:03			
	05:00			REBOUND (OFF) by Mayes, Wes
	04:57	19-17	H 2	GOOD! JUMPER by Mayes, Wes
MISSED JUMPER by Kite, Steven	04:46			
	04:46			REBOUND (DEF) by Brock, Jason
	04:37	19-19	T 1	GOOD! LAYUP by Slater, Josh [PNT]
FOUL by Yancey, Kelvon	04:37			
	04:37	19-20	V 1	GOOD! FT SHOT by Slater, Josh
TURNOVR by Harris, Albert	04:19			
	03:59	19-22	V 3	GOOD! JUMPER by Mayes, Wes [PNT]
	03:59			ASSIST by Pharr, Zach
	03:44			FOUL by Slater, Josh
MISSED 3 PTR by Harris, Albert	03:43			
	03:43			REBOUND (DEF) by Wilson, Trent
	03:36			TURNOVR by Slater, Josh
STEAL by Harris, Albert	03:34			
GOOD! JUMPER by Harris, Albert [PNT]	03:32	21-22	V 1	
	03:09			MISSED 3 PTR by Pharr, Zach
	03:09			REBOUND (OFF) by Mayes, Wes
	03:06	21-24	V 3	GOOD! JUMPER by Mayes, Wes [PNT]
MISSED JUMPER by Anderson, Anthony	02:48			
	02:48			REBOUND (DEF) by Mayes, Wes
	02:36			MISSED JUMPER by Solomon, David
REBOUND (DEF) by Harris, Albert	02:36			
GOOD! JUMPER by McAlister, Anthony [PNT]	02:28	23-24	V 1	
ASSIST by Harris, Albert	02:28			
	02:23			TIMEOUT 30sec
	02:23			TURNOVR by Solomon, David
GOOD! JUMPER by Harris, Albert [PNT]	02:10	25-24	H 1	
	01:57			MISSED JUMPER by Pharr, Zach
REBOUND (DEF) by Muckle, Chris	01:57			
MISSED JUMPER by Harris, Albert	01:50			
REBOUND (OFF) by Harris, Albert	01:50			
MISSED JUMPER by Harris, Albert	01:46			
	01:46			REBOUND (DEF) by Mayes, Wes
	01:38			TURNOVR by Mayes, Wes
STEAL by Muckle, Chris	01:37			
GOOD! JUMPER by Muckle, Chris [PNT]	01:36	27-24	H 3	
	01:00			TURNOVR by Brock, Jason
STEAL by Muckle, Chris	00:57			
MISSED JUMPER by Ligon, Zaccheus	00:45			
	00:45			REBOUND (DEF) by Brock, Jason
FOUL by McAlister, Anthony	00:41			
	00:38			MISSED JUMPER by Brock, Jason
REBOUND (DEF) by Minefield, Trevail	00:38			
TURNOVR by Barrett, Markeis	00:30			
FOUL by McAlister, Anthony	00:12			

	00:09			MISSED FT SHOT by Brock, Jason
	00:09			REBOUND (OFF) by (DEADBALL)
	00:09	27-25	H 2	GOOD! FT SHOT by Brock, Jason
MISSED 3 PTR by Minefield, Trevail	00:03			
	00:03			REBOUND (DEF) by Mayes, Wes

Austin East 27, David Lipscomb 25

3rd PERIOD Play-by-Play (Page 1)

HOME TEAM: Austin East	TIME	SCORE	MAR	VISITORS: David Lipscomb
MISSED JUMPER by Kite, Steven	07:49			
	07:49			BLOCK by Mayes, Wes
	07:46			REBOUND (DEF) by Solomon, David
	07:37			MISSED JUMPER by Solomon, David
REBOUND (DEF) by Barrett, Markeis	07:37			
TURNOVR by Harris, Albert	07:22			
	07:22			STEAL by Brock, Jason
FOUL by Kite, Steven	07:13			
	07:13			MISSED FT SHOT by Brock, Jason
	07:13			REBOUND (OFF) by (DEADBALL)
	07:13	27-26	H 1	GOOD! FT SHOT by Brock, Jason
MISSED JUMPER by Harris, Albert	06:58			
	06:58			REBOUND (DEF) by Solomon, David
FOUL by Barrett, Markeis	06:48			
FOUL by McAlister, Anthony	06:46			
	06:46	27-27	T 2	GOOD! FT SHOT by Mayes, Wes
	06:46	27-28	V 1	GOOD! FT SHOT by Mayes, Wes
MISSED JUMPER by Harris, Albert	06:43			
	06:43			BLOCK by Brock, Jason
	06:42			REBOUND (DEF) by Mayes, Wes
FOUL by Muckle, Chris	06:28			
	06:22	27-29	V 2	GOOD! FT SHOT by Mayes, Wes
	06:22	27-30	V 3	GOOD! FT SHOT by Mayes, Wes
	06:07			FOUL by Pharr, Zach
	06:01			FOUL by Brock, Jason
GOOD! FT SHOT by Kite, Steven	06:01	28-30	V 2	
GOOD! FT SHOT by Kite, Steven	06:01	29-30	V 1	
	05:38	29-32	V 3	GOOD! JUMPER by James, Andrew [PNT]
MISSED JUMPER by Ligon, Zaccheus	05:18			
REBOUND (OFF) by Kite, Steven	05:18			
	05:18			FOUL by James, Andrew
GOOD! FT SHOT by Kite, Steven	05:18	30-32	V 2	
GOOD! FT SHOT by Kite, Steven	05:18	31-32	V 1	
FOUL by Harris, Albert	05:09			
	05:01	31-34	V 3	GOOD! JUMPER by Brock, Jason [PNT]
	05:01			ASSIST by Slater, Josh
GOOD! 3 PTR by Ligon, Zaccheus	04:50	34-34	T 3	
ASSIST by Harris, Albert	04:50			
	04:40			TURNOVR by Slater, Josh
	04:40			FOUL by Slater, Josh
MISSED JUMPER by Kite, Steven	04:32			
	04:32			REBOUND (DEF) by Pharr, Zach
FOUL by Kite, Steven	04:30			
	04:25			TURNOVR by Solomon, David
STEAL by Minefield, Trevail	04:24			
MISSED 3 PTR by Harris, Albert	04:15			
REBOUND (OFF) by Kite, Steven	04:15			
MISSED JUMPER by Kite, Steven	04:11			
REBOUND (OFF) by (TEAM)	04:11			
TURNOVR by Harris, Albert	04:08			
	04:08			STEAL by Mallernee, Rob
FOUL by Muckle, Chris	04:06			
	04:06	34-35	V 1	GOOD! FT SHOT by Solomon, David
	04:06	34-36	V 2	GOOD! FT SHOT by Solomon, David
MISSED JUMPER by Kite, Steven	03:50			
	03:50			BLOCK by Mayes, Wes
	03:49			REBOUND (DEF) by (TEAM)
	03:43			TURNOVR by Slater, Josh
STEAL by Ligon, Zaccheus	03:41			
TURNOVR by Ligon, Zaccheus	03:21			
	03:20			STEAL by Mayes, Wes
	03:11			MISSED JUMPER by Brock, Jason

REBOUND (DEF) by (TEAM)	03:11			
	03:08			FOUL by Brock, Jason
TURNOVR by Kite, Steven	02:53			
	02:52			STEAL by James, Andrew
FOUL by Muckle, Chris	02:44			
	02:44			MISSED FT SHOT by Pharr, Zach
REBOUND (DEF) by Yancey, Kelvon	02:44			
MISSED 3 PTR by Ligon, Zaccheus	02:31			
REBOUND (OFF) by Harris, Albert	02:31			
GOOD! JUMPER by Harris, Albert [PNT]	02:24	36-36	T 4	
	02:02			MISSED JUMPER by Solomon, David
BLOCK by Yancey, Kelvon	02:02			
REBOUND (DEF) by Yancey, Kelvon	01:59			
TURNOVR by Taylor, Daran	01:51			
	00:06	36-38	V 2	GOOD! JUMPER by Mayes, Wes [PNT]
	00:06			ASSIST by Solomon, David
MISSED 3 PTR by Ligon, Zaccheus	00:00			
	00:00			REBOUND (DEF) by (TEAM)

David Lipscomb 38, Austin East 36

4th PERIOD Play-by-Play (Page 1)

HOME TEAM: Austin East	TIME	SCORE	MAR	VISITORS: David Lipscomb
	07:36			TURNOVR by Pharr, Zach
	07:27			FOUL by Slater, Josh
MISSED JUMPER by Harris, Albert	07:13			
	07:13			REBOUND (DEF) by Mayes, Wes
	07:05			TURNOVR by James, Andrew
GOOD! 3 PTR by Anderson, Anthony	06:51	39-38	H 1	
ASSIST by Ligon, Zaccheus	06:51			
TIMEOUT TEAM	06:47			
	06:40			TIMEOUT 30sec
	06:24			TURNOVR by Solomon, David
MISSED JUMPER by Ligon, Zaccheus	06:12			
	06:12			REBOUND (DEF) by Pharr, Zach
	05:57	39-41	V 2	GOOD! 3 PTR by Slater, Josh
	05:57			ASSIST by Mallernee, Rob
	05:36			FOUL by Pharr, Zach
MISSED FT SHOT by Harris, Albert	05:36			
	05:36			REBOUND (DEF) by Pharr, Zach
	05:28			TIMEOUT TEAM
	05:10	39-43	V 4	GOOD! JUMPER by Brock, Jason [PNT]
	05:10			ASSIST by Pharr, Zach
GOOD! JUMPER by Harris, Albert [PNT]	05:02	41-43	V 2	
	04:49	41-45	V 4	GOOD! LAYUP by Pharr, Zach [PNT]
	04:49			ASSIST by Mayes, Wes
MISSED JUMPER by Harris, Albert	04:32			
	04:32			BLOCK by Brock, Jason
REBOUND (OFF) by (TEAM)	04:32			
GOOD! JUMPER by Kite, Steven [PNT]	04:28	43-45	V 2	
ASSIST by Harris, Albert	04:28			
	04:08			TURNOVR by Pharr, Zach
STEAL by Harris, Albert	04:07			
GOOD! LAYUP by Harris, Albert [FB/PNT]	04:04	45-45	T 5	
	03:40	45-47	V 2	GOOD! JUMPER by Pharr, Zach [PNT]
MISSED JUMPER by Barrett, Markeis	03:09			
	03:09			REBOUND (DEF) by Mayes, Wes
	02:55			TURNOVR by Mallernee, Rob
MISSED 3 PTR by Harris, Albert	02:48			
	02:48			REBOUND (DEF) by (TEAM)
	02:37			TURNOVR by Brock, Jason
MISSED 3 PTR by Kite, Steven	02:34			
	02:34			REBOUND (DEF) by Mayes, Wes
FOUL by Kite, Steven	02:30			
	02:30			MISSED FT SHOT by Mayes, Wes
REBOUND (DEF) by Harris, Albert	02:30			
	02:26			FOUL by Solomon, David
MISSED FT SHOT by Harris, Albert	02:26			
REBOUND (OFF) by (DEADBALL)	02:26			
MISSED FT SHOT by Harris, Albert	02:26			
REBOUND (OFF) by (DEADBALL)	02:26			

FOUL by Kite, Steven	02:26			
	02:26	45-48	V 3	GOOD! FT SHOT by Slater, Josh
	02:26	45-49	V 4	GOOD! FT SHOT by Slater, Josh
MISSED 3 PTR by Anderson, Anthony	02:19			
	02:19			REBOUND (DEF) by Mayes, Wes
	01:42			FOUL by Brock, Jason
MISSED 3 PTR by Ligon, Zaccheus	01:37			
	01:37			REBOUND (DEF) by Pharr, Zach
FOUL by Ligon, Zaccheus	01:29			
	01:29	45-50	V 5	GOOD! FT SHOT by Mayes, Wes
	01:29			MISSED FT SHOT by Mayes, Wes
REBOUND (DEF) by (TEAM)	01:29			
GOOD! JUMPER by McAlister, Anthony [PNT]	01:19	47-50	V 3	
ASSIST by Harris, Albert	01:19			
TIMEOUT 30sec	01:17			
	01:03			TURNOVR by Pharr, Zach
STEAL by McAlister, Anthony	01:01			
GOOD! LAYUP by Harris, Albert [PNT]	00:58	49-50	V 1	
ASSIST by Anderson, Anthony	00:58			
	00:49			TIMEOUT TEAM
FOUL by Anderson, Anthony	00:28			
	00:28	49-51	V 2	GOOD! FT SHOT by Solomon, David
	00:28	49-52	V 3	GOOD! FT SHOT by Solomon, David
TURNOVR by Harris, Albert	00:16			
FOUL by Harris, Albert	00:16			
TIMEOUT TEAM	00:16			
FOUL by Ligon, Zaccheus	00:16			
	00:16	49-53	V 4	GOOD! FT SHOT by Solomon, David
	00:16	49-54	V 5	GOOD! FT SHOT by Solomon, David
FOUL by Harris, Albert	00:14			
TURNOVR by Harris, Albert	00:14			
	00:14			TURNOVR by (TEAM)
TIMEOUT TEAM	00:14			
GOOD! 3 PTR by Ligon, Zaccheus	00:13	52-54	V 2	
ASSIST by Harris, Albert	00:13			
TIMEOUT 30sec	00:11			
FOUL by Harris, Albert	00:09			
	00:09			MISSED FT SHOT by Pharr, Zach
	00:09			REBOUND (OFF) by (DEADBALL)
	00:09	52-55	V 3	GOOD! FT SHOT by Pharr, Zach
MISSED 3 PTR by Harris, Albert	00:01			
	00:01			REBOUND (DEF) by James, Andrew

David Lipscomb 55, Austin East 52

Official Basketball Box Score -- 1st Half
David Lipscomb vs Austin East
03/16/05 7:00 p.m. at Murphy Center, Murfreesboro, TN

VISITORS: David Lipscomb 26-8

##	Player Name		TOT-FG FG-FGA	3-PT FG-FGA	FT-FTA	REBOUNDS OF	DE	TOT	PF	TP	A	TO	BLK	S	MIN
02	Pharr, Zach.....	*	1-4	1-2	0-0	0	0	0	1	3	2	0	0	0	16
04	James, Andrew.....	*	1-1	1-1	0-0	0	1	1	1	3	0	1	0	0	6
12	Mayes, Wes.....	*	5-6	0-0	0-0	2	4	6	0	10	0	2	0	0	15
22	Solomon, David.....	*	1-2	0-0	0-0	0	0	0	0	2	0	2	0	0	11
33	Brock, Jason.....	*	1-5	0-0	1-2	1	4	5	2	3	1	3	0	0	10
03	Mallernee, Rob.....		0-0	0-0	1-2	0	0	0	0	1	0	0	0	0	5
20	Wilson, Trent.....		0-0	0-0	0-0	0	1	1	0	0	0	0	0	0	3
21	Slater, Josh.....		1-4	0-2	1-1	0	1	1	1	3	1	1	0	1	14
23	Hunt, Brad.....		0-0	0-0	0-0	0	0	0	0	0	0	0	0	0	0+
	TEAM.....					3	1	4							
	Totals.....		10-22	2-5	3-5	6	12	18	5	25	4	9	0	1	80

TOTAL FG% 1st Half: 10-22 45.5%
3-Pt. FG% 1st Half: 2-5 40.0%
F Throw % 1st Half: 3-5 60.0%

HOME TEAM: Austin East 26-10

##	Player Name		TOT-FG FG-FGA	3-PT FG-FGA	FT-FTA	REBOUNDS OF	DE	TOT	PF	TP	A	TO	BLK	S	MIN
00	Minefield, Trevail..	*	0-1	0-1	0-0	0	1	1	0	0	0	1	0	0	7
03	Barrett, Markeis....	*	0-1	0-0	0-0	2	0	2	1	0	0	2	0	0	14
31	Kite, Steven.....	*	2-5	0-0	0-0	1	0	1	1	4	0	0	0	1	12
41	Harris, Albert.....	*	7-15	0-2	0-0	2	2	4	0	14	2	1	2	1	12
54	McAlister, Anthony..	*	1-1	0-0	0-0	1	1	2	3	2	0	0	1	0	12
05	Ligon, Zaccheus.....		1-5	1-2	0-0	0	0	0	1	3	0	0	0	0	10
11	Anderson, Anthony...		1-4	0-0	0-0	1	0	1	0	2	0	1	0	0	6
13	Florence, Darryle...		0-0	0-0	0-0	0	0	0	0	0	0	0	0	0	0
23	Yancey, Kelvon.....		0-0	0-0	0-0	1	0	1	1	0	0	0	0	0	4
25	Muckle, Chris.....		1-1	0-0	0-0	0	1	1	0	2	0	0	0	2	1
33	Taylor, Daran.....		0-0	0-0	0-0	0	1	1	0	0	0	2	0	0	2
	TEAM.....														
	Totals.....		13-33	1-5	0-0	8	6	14	7	27	2	7	3	4	80

TOTAL FG% 1st Half: 13-33 39.4%
3-Pt. FG% 1st Half: 1-5 20.0%
F Throw % 1st Half: 0-0 0.0%

Officials: Ernest Jones, Butch Patterson, William Byrd
Technical fouls: David Lipscomb-None. Austin East-None.
Attendance:

Score by Periods	1st	2nd
David Lipscomb.....	10	15
Austin East.....	17	10

Official Basketball Box Score -- 2nd Half
David Lipscomb vs Austin East
03/16/05 7:00 p.m. at Murphy Center, Murfreesboro, TN

VISITORS: David Lipscomb 26-8

##	Player Name		TOT-FG FG-FGA	3-PT FG-FGA	FT-FTA	REBOUNDS OF	DE	TOT	PF	TP	A	TO	BLK	S	MIN
02	Pharr, Zach.....	*	2-2	0-0	1-3	0	4	4	2	5	1	3	0	0	16
04	James, Andrew.....	*	1-1	0-0	0-0	0	1	1	1	2	0	1	0	1	8
12	Mayes, Wes.....	*	1-1	0-0	5-7	0	5	5	0	7	1	0	2	1	16
22	Solomon, David.....	*	0-2	0-0	6-6	0	2	2	1	6	1	2	0	0	12
33	Brock, Jason.....	*	2-3	0-0	1-2	0	0	0	3	5	0	1	2	1	9
03	Mallernee, Rob.....		0-0	0-0	0-0	0	0	0	0	0	1	1	0	1	5
20	Wilson, Trent.....		0-0	0-0	0-0	0	0	0	0	0	0	0	0	0	0
21	Slater, Josh.....		1-1	1-1	2-2	0	0	0	2	5	1	2	0	0	14
23	Hunt, Brad.....		0-0	0-0	0-0	0	0	0	0	0	0	0	0	0	0
	TEAM.....						3	3				1			
	Totals.....		7-10	1-1	15-20	0	15	15	9	30	5	11	4	4	80

TOTAL FG% 1st Half: 10-22 45.5% 2nd Half: 7-10 70.0% Game: 53.1%
3-Pt. FG% 1st Half: 2-5 40.0% 2nd Half: 1-1 100 % Game: 50.0%
F Throw % 1st Half: 3-5 60.0% 2nd Half: 15-20 75.0% Game: 72.0%

HOME TEAM: Austin East 26-10

##	Player Name		TOT-FG FG-FGA	3-PT FG-FGA	FT-FTA	REBOUNDS OF	DE	TOT	PF	TP	A	TO	BLK	S	MIN
00	Minefield, Trevail..	*	0-0	0-0	0-0	0	0	0	0	0	0	0	0	1	5
03	Barrett, Markeis....	*	0-1	0-0	0-0	0	1	1	1	0	0	0	0	0	5
31	Kite, Steven.....	*	1-6	0-1	4-4	2	0	2	4	6	0	1	0	0	10
41	Harris, Albert.....	*	4-11	0-3	0-3	1	1	2	4	8	4	4	0	1	16
54	McAlister, Anthony..	*	1-1	0-0	0-0	0	0	0	1	2	0	0	0	1	6
05	Ligon, Zaccheus.....		2-7	2-5	0-0	0	0	0	2	6	1	1	0	1	12
11	Anderson, Anthony...		1-2	1-2	0-0	0	0	0	1	3	1	0	0	0	10
13	Florence, Darryle...		0-0	0-0	0-0	0	0	0	0	0	0	0	0	0	0+
23	Yancey, Kelvon.....		0-0	0-0	0-0	0	2	2	0	0	0	0	1	0	6
25	Muckle, Chris.....		0-0	0-0	0-0	0	0	0	3	0	0	0	0	0	4
33	Taylor, Daran.....		0-0	0-0	0-0	0	0	0	0	0	0	1	0	0	6
	TEAM.....					2	2	4							
	Totals.....		9-28	3-11	4-7	5	6	11	16	25	6	7	1	4	80

TOTAL FG% 1st Half: 13-33 39.4% 2nd Half: 9-28 32.1% Game: 36.1%
3-Pt. FG% 1st Half: 1-5 20.0% 2nd Half: 3-11 27.3% Game: 25.0%
F Throw % 1st Half: 0-0 0.0% 2nd Half: 4-7 57.1% Game: 57.1%

Officials: Ernest Jones, Butch Patterson, William Byrd
Technical fouls: David Lipscomb-None. Austin East-None.
Attendance:

Score by Periods	1st	2nd	3rd	4th
David Lipscomb.....	10	15	13	17
Austin East.....	17	10	9	16

David Lipscomb vs Austin East (03/16/05 - Period 4 00:00)

POINTS OFF TURNOVERS	1	2	3	4	- Tot
David Lipscomb.....	0	6	5	2	- 13
Austin East.....	2	6	0	10	- 18

POINTS IN PAINT	1	2	3	4	- Tot
David Lipscomb.....	4	8	6	6	- 24
Austin East.....	12	10	2	10	- 34

2ND CHANCE POINTS	1	2	3	4	- Tot
David Lipscomb.....	3	4	0	0	- 7
Austin East.....	6	0	4	2	- 12

FAST BREAK POINTS	1	2	3	4	- Tot
David Lipscomb.....	0	0	0	0	- 0
Austin East.....	2	0	0	2	- 4

BENCH POINTS	1	2	3	4	- Tot
David Lipscomb.....	1	3	0	5	- 9
Austin East.....	5	2	3	6	- 16

SCORE TIED BY	1	2	3	4	- Tot
David Lipscomb.....	0	1	1	0	- 2
Austin East.....	0	0	2	1	- 3

LEAD GAINED BY	1	2	3	4	- Tot
David Lipscomb.....	0	1	1	1	- 3
Austin East.....	0	1	0	1	- 2

2002 Class AA State Boys' Basketball Tournament

March 13 - March 16, 2002 · Murphy Center - MTSU - Murfreesboro, TN

Game 1
Wed. Mar. 13 5:30 PM

Marshall Co. (26-5)	60
Bolivar Central (28-4)	47

Game 2
Wed. Mar. 13 7:15 PM

Austin-East (25-10)	65
Upperman (28-8)	46

Game 3
Wed. Mar. 13 9:00 PM

Dyer Co. (29-3)	54
Alcoa (23-9)	29

Game 4
Thu. Mar. 14 10:00 AM

Ridgeway (34-4)	68
McMinn Central (30-4)	38

Game 5
Fri. Mar. 15 2:30 PM

Marshall Co.	49
Austin-East	44

Game 6
Fri. Mar. 15 5:15 PM

Dyer Co.	55
Ridgeway	59

Game 7
Fri. Mar. 15 5:00 PM

Marshall Co.	46
Ridgeway	77

Ridgeway
STATE CHAMPION

Official Basketball Box Score -- GAME TOTALS -- FINAL STATISTICS
Upperman Bees vs Austin-East Roadrunners
03/13/02 7:15 PM at MURFREESBORO, TN

VISITORS: Upperman Bees 28-9

##	Player Name		TOT-FG FG-FGA	3-PT FG-FGA	FT-FTA	REBOUNDS OF	DE	TOT	PF	TP	A	TO	BLK	S	MIN
10	CASE, Joseph.....	*	1-3	0-1	1-4	3	1	4	0	3	1	5	0	1	18
11	SHANKS, Wes.....	*	0-4	0-2	2-2	1	1	2	1	2	3	5	0	1	25
23	ASBERRY, Adam.....	*	3-11	2-6	1-1	0	3	3	0	9	2	1	0	0	25
24	CLINTON, Todd.....	*	3-6	1-3	0-1	2	2	4	1	7	0	0	0	2	26
34	HERALD, Kyle.....	*	3-8	0-1	2-2	0	5	5	1	8	0	1	0	4	26
03	ASBERRY, Alan.....		3-6	1-1	2-4	2	2	4	4	9	0	3	0	0	13
20	HARTUNG, Ryan.....		0-0	0-0	0-0	0	0	0	1	0	0	1	0	0	3
21	MATHIS, Lance.....		1-4	0-1	3-6	0	3	3	2	5	0	2	0	1	18
33	GILLIAM, Trey.....		1-2	1-1	0-0	0	0	0	0	3	1	0	0	0	4
42	MARTIN, Jared.....		0-0	0-0	0-0	0	1	1	0	0	0	1	1	0	1
44	PHILLIPS, Greg.....		0-0	0-0	0-0	0	0	0	0	0	0	0	0	0	1
	TEAM.....					1		1							
	Totals.....		15-44	5-16	11-20	9	18	27	10	46	7	19	1	9	160

TOTAL FG% 1st Half: 8-21 38.1% 2nd Half: 7-23 30.4% Game: 34.1% DEADB
3-Pt. FG% 1st Half: 2-5 40.0% 2nd Half: 3-11 27.3% Game: 31.3% REBS
F Throw % 1st Half: 7-10 70.0% 2nd Half: 4-10 40.0% Game: 55.0% 4

HOME TEAM: Austin-East Roadrunners 26-10

##	Player Name		TOT-FG FG-FGA	3-PT FG-FGA	FT-FTA	REBOUNDS OF	DE	TOT	PF	TP	A	TO	BLK	S	MIN
05	HARRIS, Albert.....	*	4-6	1-2	0-0	1	4	5	1	9	5	2	0	3	20
22	ESSIE, Maurice.....	*	3-7	1-4	0-0	1	0	1	1	7	2	1	0	2	18
33	BLAIR, JaMichael....	*	5-11	0-0	1-1	0	7	7	2	11	2	1	0	1	22
35	JONES, Reggie.....	*	2-3	0-0	0-0	0	2	2	3	4	1	0	0	1	23
44	YOUNG, Eliam.....	*	5-7	0-0	2-4	4	1	5	1	12	0	3	0	2	18
03	WRIGHT, Terry.....		0-2	0-0	0-0	0	0	0	0	0	0	0	0	0	3
10	SAWYER, Daniel.....		0-0	0-0	0-0	0	0	0	0	0	0	1	0	0	4
11	TERMAN, Brandon.....		0-1	0-0	0-0	0	2	2	0	0	0	0	0	2	5
13	BOGUS, Brian.....		4-6	2-3	1-2	1	0	1	1	11	1	2	1	2	15
15	MINEFIELD, Trevall..		0-2	0-0	0-0	0	0	0	0	0	0	0	0	0	1
23	ANDREWS, Mark.....		1-3	1-3	0-0	0	3	3	0	3	2	0	0	1	9
25	BISHOP, Elliott.....		2-4	0-1	0-0	0	2	2	0	4	0	2	0	0	5
31	UNDERWOOD, Tim.....		0-1	0-0	0-0	0	1	1	3	0	1	0	0	0	9
41	ALLEN, Jeremy.....		0-0	0-0	0-0	1	0	1	1	0	0	0	0	0	1
54	BOOKER, Stephen.....		2-4	0-0	0-0	3	2	5	2	4	0	1	0	0	7
	TEAM.....														
	Totals.....		28-57	5-13	4-7	11	24	35	15	65	14	13	1	14	160

TOTAL FG% 1st Half: 13-27 48.1% 2nd Half: 15-30 50.0% Game: 49.1% DEADB
3-Pt. FG% 1st Half: 5-10 50.0% 2nd Half: 0-3 0.0% Game: 38.5% REBS
F Throw % 1st Half: 0-0 0.0% 2nd Half: 4-7 57.1% Game: 57.1% 3

Officials:
Technical fouls: Upperman Bees-None. Austin-East Roadrunners-None.
Attendance:

Score by Periods	1st	2nd	3rd	4th		Total
Upperman Bees.....	12	13	1	20	-	46
Austin-East Roadrunners.....	19	12	21	13	-	65

Play-By-Play
Upperman Bees vs Austin-East Roadrunners
03/13/02 7:15 PM at MURFREESBORO, TN

1st PERIOD Play-by-Play (Page 1)

HOME TEAM: Austin-East Roadrunn	TIME	SCORE	MAR	VISITORS: Upperman Bees
GOOD! 3 PTR by ESSIE, Maurice	07:44	3-0	H 3	
ASSIST by HARRIS, Albert	07:44			
	07:29			TURNOVR by SHANKS, Wes
STEAL by ESSIE, Maurice	07:28			
GOOD! DUNK by ESSIE, Maurice	07:26	5-0	H 5	
	07:02			TURNOVR by ASBERRY, Adam
STEAL by YOUNG, Eliam	07:01			
MISSED JUMPER by BLAIR, JaMichael	06:52			
	06:52			REBOUND (DEF) by SHANKS, Wes
	06:43			MISSED JUMPER by HERALD, Kyle
	06:43			REBOUND (OFF) by CLINTON, Todd
FOUL by BLAIR, JaMichael	06:36			
	06:36	5-1	H 4	GOOD! FT SHOT by HERALD, Kyle
	06:36	5-2	H 3	GOOD! FT SHOT by HERALD, Kyle
GOOD! 3 PTR by HARRIS, Albert	06:19	8-2	H 6	
ASSIST by ESSIE, Maurice	06:19			
	05:58			MISSED JUMPER by HERALD, Kyle
REBOUND (DEF) by BLAIR, JaMichael	05:58			
TURNOVR by ESSIE, Maurice	05:52			
	05:51			STEAL by HERALD, Kyle
	05:30			MISSED 3 PTR by ASBERRY, Adam
	05:30			REBOUND (OFF) by CASE, Joseph
	05:27			TURNOVR by CASE, Joseph
MISSED JUMPER by BLAIR, JaMichael	05:19			
REBOUND (OFF) by HARRIS, Albert	05:19			
GOOD! JUMPER by JONES, Reggie	05:13	10-2	H 8	
ASSIST by HARRIS, Albert	05:07			
FOUL by ESSIE, Maurice	04:49			
	04:13			TURNOVR by CASE, Joseph
STEAL by HARRIS, Albert	04:11			
	04:09			FOUL by CLINTON, Todd
MISSED JUMPER by YOUNG, Eliam	03:57			
REBOUND (OFF) by YOUNG, Eliam	03:57			
TURNOVR by YOUNG, Eliam	03:52			
	03:51			STEAL by HERALD, Kyle
	03:42			MISSED JUMPER by HERALD, Kyle
REBOUND (DEF) by JONES, Reggie	03:42			
MISSED JUMPER by BLAIR, JaMichael	03:26			
REBOUND (OFF) by YOUNG, Eliam	03:26			
GOOD! JUMPER by YOUNG, Eliam	03:19	12-2	H 10	
	03:15			TIMEOUT TEAM
	03:11			MISSED 3 PTR by HERALD, Kyle
REBOUND (DEF) by ANDREWS, Mark	03:11			
GOOD! JUMPER by BLAIR, JaMichael	02:59	14-2	H 12	
	02:49	14-5	H 9	GOOD! 3 PTR by ASBERRY, Adam
MISSED 3 PTR by ANDREWS, Mark	02:29			
	02:29			REBOUND (DEF) by HERALD, Kyle
	02:14			MISSED JUMPER by ASBERRY, Adam
REBOUND (DEF) by ANDREWS, Mark	02:14			
MISSED 3 PTR by ESSIE, Maurice	02:04			
	02:04			REBOUND (DEF) by ASBERRY, Adam
	01:58	14-7	H 7	GOOD! JUMPER by MATHIS, Lance
	01:58			ASSIST by SHANKS, Wes
GOOD! JUMPER by BLAIR, JaMichael	01:43	16-7	H 9	
	01:20	16-10	H 6	GOOD! 3 PTR by ASBERRY, Adam
	01:20			ASSIST by SHANKS, Wes

1st PERIOD Play-by-Play (Page 2)

HOME TEAM: Austin-East Roadrunn	TIME	SCORE	MAR	VISITORS: Upperman Bees
TURNOVR by YOUNG, Eliam	01:06			

	00:47			MISSED JUMPER by ASBERRY, Adam
REBOUND (DEF) by BLAIR, JaMichael	00:47			
TURNOVR by YOUNG, Eliam	00:25			
	00:22			STEAL by CLINTON, Todd
FOUL by YOUNG, Eliam	00:19			
	00:10	16-12	H 4	GOOD! JUMPER by CLINTON, Todd
FOUL by BOOKER, Stephen	00:10			
	00:10			MISSED FT SHOT by CLINTON, Todd
REBOUND (DEF) by BISHOP, Elliott	00:10			
GOOD! 3 PTR by BOGUS, Brian	00:03	19-12	H 7	
ASSIST by ANDREWS, Mark	00:03			

Austin-East Roadrunners 19, Upperman Bees 12

2nd PERIOD Play-by-Play (Page 1)

HOME TEAM: Austin-East Roadrunn	TIME	SCORE	MAR	VISITORS: Upperman Bees
	07:48			MISSED JUMPER by SHANKS, Wes
	07:48			REBOUND (OFF) by ASBERRY, Alan
FOUL by JONES, Reggie	07:42			
	07:42	19-13	H 6	GOOD! FT SHOT by ASBERRY, Alan
	07:42	19-14	H 5	GOOD! FT SHOT by ASBERRY, Alan
MISSED JUMPER by HARRIS, Albert	07:22			
REBOUND (OFF) by BOGUS, Brian	07:22			
TURNOVR by BOGUS, Brian	07:15			
	07:13			STEAL by SHANKS, Wes
	07:05			MISSED 3 PTR by ASBERRY, Adam
REBOUND (DEF) by HARRIS, Albert	07:05			
GOOD! JUMPER by HARRIS, Albert	06:55	21-14	H 7	
FOUL by BOOKER, Stephen	06:43			
TIMEOUT 30sec	06:43			
	06:43			MISSED FT SHOT by MATHIS, Lance
	06:43			REBOUND (OFF) by (DEADBALL)
	06:43			MISSED FT SHOT by MATHIS, Lance
REBOUND (DEF) by BOOKER, Stephen	06:43			
GOOD! JUMPER by BOGUS, Brian	06:22	23-14	H 9	
ASSIST by UNDERWOOD, Tim	06:19			
	06:04	23-16	H 7	GOOD! JUMPER by ASBERRY, Adam
	06:04			ASSIST by SHANKS, Wes
FOUL by BOGUS, Brian	06:00			
	05:52	23-17	H 6	GOOD! FT SHOT by ASBERRY, Adam
MISSED JUMPER by JONES, Reggie	05:50			
	05:50			REBOUND (DEF) by HERALD, Kyle
	05:39			MISSED JUMPER by MATHIS, Lance
	05:39			REBOUND (OFF) by ASBERRY, Alan
	05:36			MISSED JUMPER by ASBERRY, Alan
REBOUND (DEF) by JONES, Reggie	05:36			
GOOD! 3 PTR by BOGUS, Brian	05:21	26-17	H 9	
ASSIST by HARRIS, Albert	05:21			
	05:13			TURNOVR by SHANKS, Wes
MISSED JUMPER by BLAIR, JaMichael	04:49			
	04:49			REBOUND (DEF) by ASBERRY, Alan
	04:33			TURNOVR by HERALD, Kyle
STEAL by HARRIS, Albert	04:31			
TURNOVR by BLAIR, JaMichael	04:19			
	03:57			MISSED JUMPER by ASBERRY, Adam
REBOUND (DEF) by YOUNG, Eliam	03:57			
MISSED JUMPER by YOUNG, Eliam	03:45			
	03:45			REBOUND (DEF) by CLINTON, Todd
	03:35	26-19	H 7	GOOD! JUMPER by HERALD, Kyle
	03:35			ASSIST by ASBERRY, Adam
	03:05			FOUL by ASBERRY, Alan
MISSED 3 PTR by BOGUS, Brian	03:04			
REBOUND (OFF) by YOUNG, Eliam	03:04			
	03:02			FOUL by ASBERRY, Alan
MISSED JUMPER by UNDERWOOD, Tim	03:02			
	03:02			REBOUND (DEF) by ASBERRY, Adam

	02:53	26-21	H 5	GOOD! JUMPER by ASBERRY, Alan
MISSED 3 PTR by HARRIS, Albert	02:32			
	02:32			REBOUND (DEF) by ASBERRY, Alan
	02:06	26-23	H 3	GOOD! JUMPER by HERALD, Kyle
GOOD! JUMPER by BLAIR, JaMichael	01:31	28-23	H 5	
ASSIST by HARRIS, Albert	01:31			

2nd PERIOD Play-by-Play (Page 2)

HOME TEAM: Austin-East Roadrunn	TIME	SCORE	MAR	VISITORS: Upperman Bees
	01:06			MISSED JUMPER by ASBERRY, Adam
REBOUND (DEF) by UNDERWOOD, Tim	01:06			
	00:52			FOUL by HERALD, Kyle
GOOD! 3 PTR by ANDREWS, Mark	00:44	31-23	H 8	
ASSIST by ESSIE, Maurice	00:44			
FOUL by UNDERWOOD, Tim	00:06			
	00:06	31-24	H 7	GOOD! FT SHOT by SHANKS, Wes
	00:06	31-25	H 6	GOOD! FT SHOT by SHANKS, Wes
MISSED 3 PTR by ESSIE, Maurice	00:00			
	00:00			REBOUND (DEF) by HERALD, Kyle

Austin-East Roadrunners 31, Upperman Bees 25

3rd PERIOD Play-by-Play (Page 1)

HOME TEAM: Austin-East Roadrunn	TIME	SCORE	MAR	VISITORS: Upperman Bees
	07:39			MISSED JUMPER by SHANKS, Wes
REBOUND (DEF) by BLAIR, JaMichael	07:39			
	07:34			FOUL by SHANKS, Wes
GOOD! JUMPER by JONES, Reggie	07:33	33-25	H 8	
ASSIST by BLAIR, JaMichael	07:33			
	07:24			TURNOVR by CASE, Joseph
STEAL by YOUNG, Eliam	07:22			
GOOD! JUMPER by YOUNG, Eliam	07:20	35-25	H 10	
FOUL by HARRIS, Albert	06:53			
	06:38			TURNOVR by MATHIS, Lance
STEAL by BLAIR, JaMichael	06:36			
MISSED JUMPER by BLAIR, JaMichael	06:29			
	06:29			REBOUND (DEF) by ASBERRY, Adam
	06:16			MISSED JUMPER by CLINTON, Todd
REBOUND (DEF) by BLAIR, JaMichael	06:16			
MISSED JUMPER by BLAIR, JaMichael	06:00			
	06:00			REBOUND (DEF) by CLINTON, Todd
	05:43			MISSED 3 PTR by ASBERRY, Adam
REBOUND (DEF) by BLAIR, JaMichael	05:43			
GOOD! JUMPER by BLAIR, JaMichael	05:29	37-25	H 12	
ASSIST by JONES, Reggie	05:29			
	05:19			TURNOVR by ASBERRY, Alan
STEAL by ESSIE, Maurice	05:18			
MISSED JUMPER by ESSIE, Maurice	05:16			
REBOUND (OFF) by ESSIE, Maurice	05:16			
GOOD! JUMPER by ESSIE, Maurice	05:14	39-25	H 14	
	05:06			TIMEOUT 30sec
	04:36			MISSED JUMPER by MATHIS, Lance
REBOUND (DEF) by BLAIR, JaMichael	04:36			
MISSED 3 PTR by ESSIE, Maurice	04:23			
	04:23			REBOUND (DEF) by HERALD, Kyle
	04:19			TURNOVR by MATHIS, Lance
STEAL by HARRIS, Albert	04:17			
GOOD! JUMPER by YOUNG, Eliam	04:15	41-25	H 16	
ASSIST by HARRIS, Albert	04:15			
	03:59			MISSED 3 PTR by ASBERRY, Adam
REBOUND (DEF) by HARRIS, Albert	03:59			
GOOD! JUMPER by HARRIS, Albert	03:54	43-25	H 18	
	03:43			TIMEOUT TEAM
	03:30			TURNOVR by ASBERRY, Alan
STEAL by JONES, Reggie	03:29			
MISSED 3 PTR by ANDREWS, Mark	03:23			

	03:23			REBOUND (DEF) by MATHIS, Lance
	03:10			MISSED 3 PTR by SHANKS, Wes
	03:03			TURNOVR by SHANKS, Wes
STEAL by ANDREWS, Mark	03:01			
GOOD! JUMPER by BOGUS, Brian	02:55	45-25	H 20	
ASSIST by BLAIR, JaMichael	02:55			
FOUL by JONES, Reggie	02:27			
	02:27			MISSED FT SHOT by CASE, Joseph
	02:27			REBOUND (OFF) by (DEADBALL)
	02:27			MISSED FT SHOT by CASE, Joseph
REBOUND (DEF) by BLAIR, JaMichael	02:27			
GOOD! JUMPER by BLAIR, JaMichael	02:19	47-25	H 22	
	02:19			FOUL by ASBERRY, Alan
GOOD! FT SHOT by BLAIR, JaMichael	02:19	48-25	H 23	

3rd PERIOD Play-by-Play (Page 2)

HOME TEAM: Austin-East Roadrunn	TIME	SCORE	MAR	VISITORS: Upperman Bees
	02:10			TURNOVR by CASE, Joseph
MISSED JUMPER by BOGUS, Brian	01:58			
	01:58			REBOUND (DEF) by CASE, Joseph
	01:55			TURNOVR by CASE, Joseph
STEAL by BOGUS, Brian	01:54			
GOOD! JUMPER by YOUNG, Eliam	01:52	50-25	H 25	
ASSIST by BOGUS, Brian	01:52			
FOUL by UNDERWOOD, Tim	01:18			
	01:18	50-26	H 24	GOOD! FT SHOT by CASE, Joseph
	01:18			MISSED FT SHOT by CASE, Joseph
REBOUND (DEF) by BISHOP, Elliott	01:18			
MISSED JUMPER by BISHOP, Elliott	01:02			
REBOUND (OFF) by YOUNG, Eliam	01:02			
GOOD! JUMPER by YOUNG, Eliam	00:47	52-26	H 26	
	00:44			TURNOVR by SHANKS, Wes
TURNOVR by BISHOP, Elliott	00:34			
FOUL by UNDERWOOD, Tim	00:11			
	00:06			MISSED 3 PTR by CLINTON, Todd
BLOCK by BOGUS, Brian	00:06			
	00:03			REBOUND (OFF) by CASE, Joseph
	00:00			MISSED 3 PTR by CASE, Joseph
REBOUND (DEF) by ANDREWS, Mark	00:00			

Austin-East Roadrunners 52, Upperman Bees 26

4th PERIOD Play-by-Play (Page 1)

HOME TEAM: Austin-East Roadrunn	TIME	SCORE	MAR	VISITORS: Upperman Bees
	07:48			FOUL by MATHIS, Lance
MISSED 3 PTR by BISHOP, Elliott	07:47			
	07:47			REBOUND (DEF) by HERALD, Kyle
	07:38	52-29	H 23	GOOD! 3 PTR by ASBERRY, Alan
TURNOVR by HARRIS, Albert	07:29			
	07:10			STEAL by HERALD, Kyle
	07:05	52-31	H 21	GOOD! JUMPER by HERALD, Kyle
GOOD! JUMPER by BISHOP, Elliott	06:59	54-31	H 23	
	06:40			MISSED JUMPER by ASBERRY, Alan
REBOUND (DEF) by HARRIS, Albert	06:40			
TURNOVR by BISHOP, Elliott	06:35			
	06:34			STEAL by MATHIS, Lance
	06:31	54-34	H 20	GOOD! 3 PTR by GILLIAM, Trey
	06:31			ASSIST by ASBERRY, Adam
GOOD! JUMPER by BISHOP, Elliott	05:48	56-34	H 22	
ASSIST by ANDREWS, Mark	05:48			
TIMEOUT TEAM	05:48			
FOUL by BLAIR, JaMichael	05:24			
	05:24			MISSED FT SHOT by ASBERRY, Alan
	05:24			REBOUND (OFF) by (DEADBALL)
	05:24			MISSED FT SHOT by ASBERRY, Alan

	05:24			REBOUND (OFF) by (TEAM)
	05:16			MISSED JUMPER by HERALD, Kyle
REBOUND (DEF) by HARRIS, Albert	05:16			
	05:08			FOUL by HARTUNG, Ryan
MISSED FT SHOT by YOUNG, Eliam	05:08			
REBOUND (OFF) by (DEADBALL)	05:08			
GOOD! FT SHOT by YOUNG, Eliam	05:08	57-34	H 23	
	05:00			TURNOVR by ASBERRY, Alan
TURNOVR by HARRIS, Albert	04:57			
	04:55			STEAL by HERALD, Kyle
	04:48	57-36	H 21	GOOD! JUMPER by ASBERRY, Alan
	04:48			ASSIST by GILLIAM, Trey
	04:38			FOUL by ASBERRY, Alan
MISSED FT SHOT by YOUNG, Eliam	04:38			
REBOUND (OFF) by (DEADBALL)	04:38			
GOOD! FT SHOT by YOUNG, Eliam	04:38	58-36	H 22	
	04:38	58-39	H 19	GOOD! 3 PTR by CLINTON, Todd
	04:38			ASSIST by CASE, Joseph
GOOD! JUMPER by HARRIS, Albert	04:34	60-39	H 21	
FOUL by JONES, Reggie	03:37			
	03:37			MISSED FT SHOT by MATHIS, Lance
	03:37			REBOUND (OFF) by (DEADBALL)
	03:37	60-40	H 20	GOOD! FT SHOT by MATHIS, Lance
TURNOVR by SAWYER, Daniel	03:37			
	03:37			STEAL by CASE, Joseph
	03:37	60-42	H 18	GOOD! JUMPER by CASE, Joseph
MISSED JUMPER by TERMAN, Brandon	03:26			
REBOUND (OFF) by BOOKER, Stephen	03:26			
GOOD! JUMPER by BOOKER, Stephen	03:20	62-42	H 20	
	03:07			MISSED JUMPER by ASBERRY, Alan
	03:07			REBOUND (OFF) by CLINTON, Todd
	03:03	62-44	H 18	GOOD! JUMPER by CLINTON, Todd
MISSED JUMPER by WRIGHT, Terry	02:53			
	02:53			REBOUND (DEF) by MATHIS, Lance
	02:43			MISSED 3 PTR by SHANKS, Wes

4th PERIOD Play-by-Play (Page 2)

HOME TEAM: Austin-East Roadrunn	TIME	SCORE	MAR	VISITORS: Upperman Bees
	02:43			REBOUND (OFF) by CASE, Joseph
	02:28			MISSED JUMPER by CASE, Joseph
	02:28			REBOUND (OFF) by SHANKS, Wes
	02:03			TURNOVR by SHANKS, Wes
STEAL by BOGUS, Brian	02:02			
	02:01			FOUL by MATHIS, Lance
MISSED FT SHOT by BOGUS, Brian	02:01			
REBOUND (OFF) by (DEADBALL)	02:01			
GOOD! FT SHOT by BOGUS, Brian	02:01	63-44	H 19	
	01:49			TURNOVR by HARTUNG, Ryan
STEAL by TERMAN, Brandon	01:48			
TURNOVR by BOGUS, Brian	01:45			
	01:44			STEAL by CLINTON, Todd
	01:35			MISSED 3 PTR by CLINTON, Todd
REBOUND (DEF) by TERMAN, Brandon	01:35			
MISSED JUMPER by MINEFIELD, Trevall	01:21			
	01:21			BLOCK by MARTIN, Jared
	01:19			REBOUND (DEF) by MARTIN, Jared
	01:15			TURNOVR by MARTIN, Jared
STEAL by TERMAN, Brandon	01:13			
TURNOVR by BOOKER, Stephen	01:11			
	00:52			MISSED JUMPER by GILLIAM, Trey
REBOUND (DEF) by TERMAN, Brandon	00:52			
MISSED JUMPER by WRIGHT, Terry	00:30			
	00:30			REBOUND (DEF) by MATHIS, Lance
FOUL by ALLEN, Jeremy	00:29			
	00:29	63-45	H 18	GOOD! FT SHOT by MATHIS, Lance
	00:29	63-46	H 17	GOOD! FT SHOT by MATHIS, Lance
MISSED JUMPER by BOOKER, Stephen	00:25			

REBOUND (OFF) by BOOKER, Stephen	00:25		
MISSED JUMPER by BOOKER, Stephen	00:20		
REBOUND (OFF) by ALLEN, Jeremy	00:20		
MISSED JUMPER by MINEFIELD, Trevall	00:15		
REBOUND (OFF) by BOOKER, Stephen	00:15		
GOOD! JUMPER by BOOKER, Stephen	00:12	65-46	H 19
	00:03		MISSED 3 PTR by MATHIS, Lance
REBOUND (DEF) by BOOKER, Stephen	00:03		

Austin-East Roadrunners 65, Upperman Bees 46

Official Basketball Box Score -- GAME TOTALS -- FINAL STATISTICS
Austin-East Roadrunners vs Marshall Co. Tigers
03/15/02 2:30 p.m. at Murfreesboro, Tennessee - Murphy Center

---

VISITORS: Austin-East Roadrunners 26-11

##	Player Name		TOT-FG FG-FGA	3-PT FG-FGA	FT-FTA	REBOUNDS OF	DE	TOT	PF	TP	A	TO	BLK	S	MIN
05	HARRIS, Albert.....	*	0-5	0-2	0-0	1	2	3	1	0	1	2	0	1	19
22	ESSIE, Maurice.....	*	4-8	1-3	2-3	0	2	2	5	11	0	4	0	2	20
33	BLAIR, JaMichael....	*	2-9	0-0	0-0	1	4	5	4	4	0	3	1	0	19
35	JONES, Reggie.....	*	3-5	0-0	3-4	1	9	10	4	9	1	3	0	4	32
44	YOUNG, Eliam.....	*	2-5	0-0	3-4	1	3	4	5	7	0	2	0	0	28
03	WRIGHT, Terry.....		0-0	0-0	0-0	0	0	0	0	0	0	0	0	0	0+
13	BOGUS, Brian.....		2-7	0-3	2-2	0	2	2	1	6	0	1	0	2	11
23	ANDREWS, Mark.....		1-2	1-1	0-0	1	3	4	3	3	1	2	0	0	14
25	BISHOP, Elliott.....		1-1	0-0	0-0	1	0	1	0	2	0	0	0	0	3
31	UNDERWOOD, Tim.....		1-2	0-0	0-0	2	2	4	0	2	1	0	0	0	8
54	BOOKER, Stephen.....		0-0	0-0	0-0	0	0	0	3	0	0	1	0	0	6
	TEAM.....					1		1							
	Totals.....		16-44	2-9	10-13	9	27	36	26	44	4	18	1	9	160

TOTAL FG% 1st Half: 8-23 34.8% 2nd Half: 8-21 38.1% Game: 36.4% DEADB
3-Pt. FG% 1st Half: 1-2 50.0% 2nd Half: 1-7 14.3% Game: 22.2% REBS
F Throw % 1st Half: 6-7 85.7% 2nd Half: 4-6 66.7% Game: 76.9% 1

HOME TEAM: Marshall Co. Tigers 28-5

##	Player Name		TOT-FG FG-FGA	3-PT FG-FGA	FT-FTA	REBOUNDS OF	DE	TOT	PF	TP	A	TO	BLK	S	MIN
03	MASON, Chris.....	*	1-3	1-2	3-4	0	3	3	3	6	5	4	0	2	31
05	HENRY, Darryl.....	*	3-6	2-2	1-2	1	0	1	1	9	0	4	0	1	31
22	JAMES, Anthony.....	*	7-14	1-2	0-5	1	5	6	1	15	4	3	0	1	32
24	JOHNSON, Stephon....	*	2-7	0-0	1-4	2	4	6	3	5	3	0	0	1	20
44	YOUNG, Kyle.....	*	5-8	0-0	4-7	1	7	8	3	14	0	1	6	1	32
10	ALRED, Trai.....		0-3	0-2	0-0	0	1	1	3	0	0	2	1	0	9
12	MCLEAN, Scott.....		0-1	0-1	0-1	0	1	1	2	0	0	0	0	0	5
	TEAM.....					1		1							
	Totals.....		18-42	4-9	9-23	6	21	27	16	49	12	14	7	6	160

TOTAL FG% 1st Half: 9-20 45.0% 2nd Half: 9-22 40.9% Game: 42.9% DEADB
3-Pt. FG% 1st Half: 4-6 66.7% 2nd Half: 0-3 0.0% Game: 44.4% REBS
F Throw % 1st Half: 3-7 42.9% 2nd Half: 6-16 37.5% Game: 39.1% 5

Officials:
Technical fouls: Austin-East Roadrunners-ANDREWS, Mark. Marshall Co. Tigers-None.
Attendance:

Score by Periods	1st	2nd	3rd	4th		Total
Austin-East Roadrunners.....	2	21	14	7	-	44
Marshall Co. Tigers.....	16	9	12	12	-	49

Play-By-Play
Austin-East Roadrunners vs Marshall Co. Tigers
03/15/02 2:30 p.m. at Murfreesboro, Tennessee - Murphy Center

1st PERIOD Play-by-Play (Page 1)

HOME TEAM: Marshall Co. Tigers	TIME	SCORE	MAR	VISITORS: Austin-East Roadrunn
	07:38			MISSED JUMPER by BLAIR, JaMichael
	07:38			REBOUND (OFF) by BLAIR, JaMichael
	07:35			MISSED JUMPER by BLAIR, JaMichael
BLOCK by YOUNG, Kyle	07:35			
REBOUND (DEF) by JOHNSON, Stephon	07:33			
MISSED JUMPER by JAMES, Anthony	06:58			
REBOUND (OFF) by JOHNSON, Stephon	06:58			
MISSED JUMPER by JOHNSON, Stephon	06:55			
	06:55			REBOUND (DEF) by YOUNG, Eliam
	06:46			MISSED JUMPER by JONES, Reggie
BLOCK by YOUNG, Kyle	06:46			
REBOUND (DEF) by JAMES, Anthony	06:42			
GOOD! JUMPER by YOUNG, Kyle	06:25	2-0	H 2	
ASSIST by JAMES, Anthony	06:25			
	06:09			MISSED JUMPER by BLAIR, JaMichael
REBOUND (DEF) by MASON, Chris	06:09			
MISSED JUMPER by JOHNSON, Stephon	05:47			
	05:47			REBOUND (DEF) by JONES, Reggie
	05:35			MISSED JUMPER by HARRIS, Albert
REBOUND (DEF) by YOUNG, Kyle	05:35			
GOOD! JUMPER by JAMES, Anthony	05:12	4-0	H 4	
ASSIST by JOHNSON, Stephon	05:12			
	04:55			TURNOVR by BLAIR, JaMichael
MISSED JUMPER by HENRY, Darryl	04:42			
REBOUND (OFF) by JAMES, Anthony	04:42			
GOOD! JUMPER by YOUNG, Kyle	04:38	6-0	H 6	
ASSIST by JAMES, Anthony	04:38			
	04:25			TURNOVR by ESSIE, Maurice
STEAL by JAMES, Anthony	04:24			
MISSED JUMPER by YOUNG, Kyle	04:12			
	04:12			REBOUND (DEF) by JONES, Reggie
	03:55			MISSED JUMPER by BLAIR, JaMichael
BLOCK by YOUNG, Kyle	03:55			
REBOUND (DEF) by YOUNG, Kyle	03:55			
	03:55			FOUL by YOUNG, Eliam
	03:48			FOUL by YOUNG, Eliam
MISSED JUMPER by JAMES, Anthony	03:08			
	03:08			REBOUND (DEF) by ESSIE, Maurice
FOUL by JOHNSON, Stephon	03:08			
	02:53			TURNOVR by ESSIE, Maurice
STEAL by MASON, Chris	02:52			
GOOD! JUMPER by JAMES, Anthony	02:43	8-0	H 8	
ASSIST by JOHNSON, Stephon	02:43			
	02:24			MISSED JUMPER by ESSIE, Maurice
REBOUND (DEF) by YOUNG, Kyle	02:24			
GOOD! 3 PTR by MASON, Chris	02:12	11-0	H 11	
ASSIST by JAMES, Anthony	02:12			
	01:53			MISSED JUMPER by YOUNG, Eliam
REBOUND (DEF) by JOHNSON, Stephon	01:53			
	01:52			FOUL by JONES, Reggie
GOOD! JUMPER by JOHNSON, Stephon	01:44	13-0	H 13	
	01:44			FOUL by BLAIR, JaMichael
MISSED FT SHOT by JOHNSON, Stephon	01:44			
	01:44			REBOUND (DEF) by BOGUS, Brian
FOUL by JAMES, Anthony	01:22			
FOUL by YOUNG, Kyle	01:18			

1st PERIOD Play-by-Play (Page 2)

HOME TEAM: Marshall Co. Tigers	TIME	SCORE	MAR	VISITORS: Austin-East Roadrunn
	01:15			TURNOVR by YOUNG, Eliam

TURNOVR by ALRED, Trai	01:13			
	00:27	13-2	H 11	GOOD! JUMPER by BOGUS, Brian
GOOD! 3 PTR by JAMES, Anthony	00:00	16-2	H 14	
ASSIST by MASON, Chris	00:00			

Marshall Co. Tigers 16, Austin-East Roadrunners 2

2nd PERIOD Play-by-Play (Page 1)

HOME TEAM: Marshall Co. Tigers	TIME	SCORE	MAR	VISITORS: Austin-East Roadrunn
TIMEOUT 30sec	07:35			
TURNOVR by JAMES, Anthony	07:29			
	07:16			MISSED JUMPER by YOUNG, Eliam
BLOCK by ALRED, Trai	07:16			
REBOUND (DEF) by YOUNG, Kyle	07:15			
MISSED 3 PTR by ALRED, Trai	06:56			
	06:56			REBOUND (DEF) by ANDREWS, Mark
	06:48			FOUL by ANDREWS, Mark
	06:48			TURNOVR by ANDREWS, Mark
	06:21			FOUL by BLAIR, JaMichael
	06:14			FOUL by ANDREWS, Mark
MISSED FT SHOT by YOUNG, Kyle	06:14			
	06:14			REBOUND (DEF) by BLAIR, JaMichael
FOUL by MCLEAN, Scott	06:06			
	06:06	16-3	H 13	GOOD! FT SHOT by BOGUS, Brian
	06:06	16-4	H 12	GOOD! FT SHOT by BOGUS, Brian
FOUL by ALRED, Trai	05:52			
	05:37			FOUL by BLAIR, JaMichael
	05:37			TURNOVR by BLAIR, JaMichael
TURNOVR by HENRY, Darryl	05:19			
	05:17			STEAL by JONES, Reggie
	05:16			TURNOVR by ANDREWS, Mark
MISSED JUMPER by JAMES, Anthony	05:03			
	05:03			REBOUND (DEF) by YOUNG, Eliam
	04:55			MISSED 3 PTR by HARRIS, Albert
REBOUND (DEF) by JAMES, Anthony	04:55			
TURNOVR by HENRY, Darryl	04:25			
	04:24			STEAL by JONES, Reggie
FOUL by MASON, Chris	04:22			
	04:10			MISSED JUMPER by YOUNG, Eliam
REBOUND (DEF) by JAMES, Anthony	04:10			
MISSED JUMPER by ALRED, Trai	04:02			
	04:02			REBOUND (DEF) by HARRIS, Albert
FOUL by ALRED, Trai	03:48			
	03:48	16-5	H 11	GOOD! FT SHOT by YOUNG, Eliam
	03:48	16-6	H 10	GOOD! FT SHOT by YOUNG, Eliam
	03:46			TURNOVR by ESSIE, Maurice
STEAL by HENRY, Darryl	03:46			
	03:41			MISSED JUMPER by HARRIS, Albert
	03:41			REBOUND (OFF) by UNDERWOOD, Tim
	03:39	16-8	H 8	GOOD! JUMPER by UNDERWOOD, Tim
MISSED JUMPER by MASON, Chris	03:19			
	03:19			REBOUND (DEF) by UNDERWOOD, Tim
FOUL by MCLEAN, Scott	03:14			
	03:14			MISSED FT SHOT by ESSIE, Maurice
REBOUND (DEF) by MCLEAN, Scott	03:14			
GOOD! 3 PTR by HENRY, Darryl	03:01	19-8	H 11	
ASSIST by JAMES, Anthony	03:01			
	02:45	19-10	H 9	GOOD! JUMPER by ESSIE, Maurice
	02:43			FOUL by YOUNG, Eliam
MISSED FT SHOT by MCLEAN, Scott	02:43			
	02:43			REBOUND (DEF) by UNDERWOOD, Tim
	02:36			MISSED JUMPER by JONES, Reggie
	02:36			REBOUND (OFF) by JONES, Reggie
	02:34	19-12	H 7	GOOD! JUMPER by JONES, Reggie
MISSED 3 PTR by MCLEAN, Scott	02:15			

2nd PERIOD Play-by-Play (Page 2)

HOME TEAM: Marshall Co. Tigers	TIME	SCORE	MAR	VISITORS: Austin-East Roadrunn
	02:15			REBOUND (DEF) by JONES, Reggie
	01:58			MISSED JUMPER by ESSIE, Maurice
	01:58			REBOUND (OFF) by UNDERWOOD, Tim
	01:56	19-14	H 5	GOOD! JUMPER by JONES, Reggie
	01:56			ASSIST by UNDERWOOD, Tim
GOOD! 3 PTR by HENRY, Darryl	01:39	22-14	H 8	
ASSIST by MASON, Chris	01:39			
	01:24			TURNOVR by HARRIS, Albert
STEAL by MASON, Chris	01:23			
TURNOVR by MASON, Chris	01:22			
	01:21			STEAL by ESSIE, Maurice
	01:15			MISSED JUMPER by UNDERWOOD, Tim
	01:15			REBOUND (OFF) by BISHOP, Elliott
	01:12	22-16	H 6	GOOD! JUMPER by BISHOP, Elliott
TIMEOUT TEAM	01:09			
TURNOVR by JAMES, Anthony	01:09			
FOUL by MASON, Chris	01:04			
	01:04	22-17	H 5	GOOD! FT SHOT by ESSIE, Maurice
	01:04	22-18	H 4	GOOD! FT SHOT by ESSIE, Maurice
	01:01			FOUL by BOOKER, Stephen
GOOD! FT SHOT by YOUNG, Kyle	01:01	23-18	H 5	
GOOD! FT SHOT by YOUNG, Kyle	01:01	24-18	H 6	
	00:49			TURNOVR by ESSIE, Maurice
TURNOVR by YOUNG, Kyle	00:46			
	00:45			STEAL by ESSIE, Maurice
	00:44	24-20	H 4	GOOD! JUMPER by ESSIE, Maurice
	00:27			FOUL by BOOKER, Stephen
	00:27			TIMEOUT 30sec
MISSED FT SHOT by YOUNG, Kyle	00:27			
REBOUND (OFF) by (DEADBALL)	00:27			
GOOD! FT SHOT by YOUNG, Kyle	00:27	25-20	H 5	
	00:16	25-23	H 2	GOOD! 3 PTR by ANDREWS, Mark

Marshall Co. Tigers 25, Austin-East Roadrunners 23

3rd PERIOD Play-by-Play (Page 1)

HOME TEAM: Marshall Co. Tigers	TIME	SCORE	MAR	VISITORS: Austin-East Roadrunn
	07:42			FOUL by BOGUS, Brian
	07:42			TURNOVR by BOGUS, Brian
	07:20			FOUL by JONES, Reggie
GOOD! JUMPER by JOHNSON, Stephon	07:12	27-23	H 4	
	06:53	27-25	H 2	GOOD! JUMPER by BLAIR, JaMichael
	06:53			ASSIST by HARRIS, Albert
MISSED JUMPER by HENRY, Darryl	06:39			
	06:39			BLOCK by BLAIR, JaMichael
REBOUND (OFF) by (TEAM)	06:39			
MISSED JUMPER by JOHNSON, Stephon	06:32			
REBOUND (OFF) by YOUNG, Kyle	06:32			
GOOD! JUMPER by YOUNG, Kyle	06:29	29-25	H 4	
	06:11	29-27	H 2	GOOD! JUMPER by BLAIR, JaMichael
	06:11			ASSIST by JONES, Reggie
MISSED JUMPER by JAMES, Anthony	05:55			
	05:55			REBOUND (DEF) by BLAIR, JaMichael
	05:44			MISSED JUMPER by HARRIS, Albert
	05:44			REBOUND (OFF) by HARRIS, Albert
	05:25	29-29	T 1	GOOD! JUMPER by ESSIE, Maurice
TURNOVR by JAMES, Anthony	05:21			
	04:48			MISSED JUMPER by BOGUS, Brian
REBOUND (DEF) by JOHNSON, Stephon	04:48			
	04:41			FOUL by ESSIE, Maurice
GOOD! JUMPER by YOUNG, Kyle	04:37	31-29	H 2	
ASSIST by MASON, Chris	04:37			
GOOD! JUMPER by JAMES, Anthony	03:54	33-29	H 4	

	03:43	33-32	H 1	GOOD! 3 PTR by ESSIE, Maurice
FOUL by JOHNSON, Stephon	03:43			
	03:43	33-33	T 2	GOOD! FT SHOT by JONES, Reggie
	03:43			MISSED FT SHOT by JONES, Reggie
REBOUND (DEF) by YOUNG, Kyle	03:43			
TURNOVR by MASON, Chris	03:35			
	03:34			STEAL by HARRIS, Albert
	03:28			MISSED 3 PTR by ESSIE, Maurice
REBOUND (DEF) by YOUNG, Kyle	03:28			
TURNOVR by ALRED, Trai	03:19			
	03:18			STEAL by BOGUS, Brian
	03:14			MISSED 3 PTR by HARRIS, Albert
REBOUND (DEF) by ALRED, Trai	03:14			
MISSED 3 PTR by JAMES, Anthony	03:10			
	02:58			REBOUND (DEF) by HARRIS, Albert
MISSED JUMPER by JAMES, Anthony	02:54			
	02:54			REBOUND (DEF) by BOGUS, Brian
FOUL by MASON, Chris	02:53			
	02:53	33-34	V 1	GOOD! FT SHOT by JONES, Reggie
	02:53	33-35	V 2	GOOD! FT SHOT by JONES, Reggie
GOOD! JUMPER by JAMES, Anthony	02:35	35-35	T 3	
ASSIST by MASON, Chris	02:35			
	02:19			MISSED JUMPER by BLAIR, JaMichael
BLOCK by YOUNG, Kyle	02:19			
REBOUND (DEF) by MASON, Chris	02:17			
GOOD! JUMPER by JAMES, Anthony	02:11	37-35	H 2	
ASSIST by MASON, Chris	02:11			
	02:11			FOUL by ESSIE, Maurice
MISSED FT SHOT by JAMES, Anthony	02:11			
	02:11			REBOUND (DEF) by JONES, Reggie

3rd PERIOD Play-by-Play (Page 2)

HOME TEAM: Marshall Co. Tigers	TIME	SCORE	MAR	VISITORS: Austin-East Roadrunn
	02:00			MISSED JUMPER by BLAIR, JaMichael
BLOCK by YOUNG, Kyle	02:00			
REBOUND (DEF) by YOUNG, Kyle	01:59			
TURNOVR by HENRY, Darryl	01:49			
	01:47			STEAL by JONES, Reggie
	01:45			TURNOVR by JONES, Reggie
STEAL by YOUNG, Kyle	01:44			
MISSED JUMPER by YOUNG, Kyle	01:23			
	01:23			REBOUND (DEF) by JONES, Reggie
FOUL by ALRED, Trai	01:17			
	00:58			TURNOVR by BOOKER, Stephen
	00:58			FOUL by ESSIE, Maurice
MISSED JUMPER by JAMES, Anthony	00:42			
	00:42			REBOUND (DEF) by JONES, Reggie
FOUL by HENRY, Darryl	00:35			
	00:19	37-37	T 4	GOOD! JUMPER by JONES, Reggie
	00:19			ASSIST by ANDREWS, Mark
MISSED 3 PTR by ALRED, Trai	00:05			
	00:05			REBOUND (DEF) by ANDREWS, Mark

Marshall Co. Tigers 37, Austin-East Roadrunners 37

4th PERIOD Play-by-Play (Page 1)

HOME TEAM: Marshall Co. Tigers	TIME	SCORE	MAR	VISITORS: Austin-East Roadrunn
MISSED JUMPER by JOHNSON, Stephon	07:47			
	07:47			REBOUND (DEF) by ESSIE, Maurice
	07:42			MISSED 3 PTR by ESSIE, Maurice
REBOUND (DEF) by JOHNSON, Stephon	07:42			
GOOD! JUMPER by HENRY, Darryl	07:40	39-37	H 2	
	07:00	39-39	T 5	GOOD! JUMPER by YOUNG, Eliam
	06:26			FOUL by BOOKER, Stephen
MISSED JUMPER by JOHNSON, Stephon	06:25			
	06:25			REBOUND (DEF) by ANDREWS, Mark

FOUL by JOHNSON, Stephon	06:20			
	06:19			FOUL by ANDREWS, Mark
	06:19			FOUL TECHNCL by ANDREWS, Mark
GOOD! FT SHOT by MASON, Chris	06:19	40-39	H 1	
GOOD! FT SHOT by MASON, Chris	06:19	41-39	H 2	
MISSED 3 PTR by MASON, Chris	06:05			
REBOUND (OFF) by JOHNSON, Stephon	06:05			
	06:05			FOUL by YOUNG, Eliam
	06:05			TIMEOUT TEAM
MISSED FT SHOT by JOHNSON, Stephon	06:05			
	06:05			REBOUND (DEF) by YOUNG, Eliam
	05:32	41-41	T 6	GOOD! JUMPER by BOGUS, Brian
TURNOVR by HENRY, Darryl	05:03			
	05:03			STEAL by JONES, Reggie
FOUL by YOUNG, Kyle	05:03			
	05:00			MISSED 3 PTR by BOGUS, Brian
	05:00			REBOUND (OFF) by YOUNG, Eliam
	04:57	41-43	V 2	GOOD! JUMPER by YOUNG, Eliam
GOOD! JUMPER by YOUNG, Kyle	04:43	43-43	T 7	
ASSIST by JOHNSON, Stephon	04:43			
	04:29			FOUL by JONES, Reggie
	04:29			TURNOVR by JONES, Reggie
TURNOVR by MASON, Chris	04:07			
	03:49			TURNOVR by BLAIR, JaMichael
MISSED JUMPER by HENRY, Darryl	03:40			
	03:40			REBOUND (DEF) by BLAIR, JaMichael
FOUL by YOUNG, Kyle	03:17			
	03:17			MISSED FT SHOT by YOUNG, Eliam
	03:17			REBOUND (OFF) by (DEADBALL)
	03:17	43-44	V 1	GOOD! FT SHOT by YOUNG, Eliam
GOOD! JUMPER by JAMES, Anthony	02:55	45-44	H 1	
	02:35			TURNOVR by JONES, Reggie
STEAL by JOHNSON, Stephon	02:31			
	02:17			FOUL by ESSIE, Maurice
MISSED FT SHOT by HENRY, Darryl	02:17			
REBOUND (OFF) by (DEADBALL)	02:17			
GOOD! FT SHOT by HENRY, Darryl	02:17	46-44	H 2	
	01:59			TURNOVR by YOUNG, Eliam
	01:59			TIMEOUT TEAM
MISSED JUMPER by YOUNG, Kyle	01:45			
REBOUND (OFF) by HENRY, Darryl	01:45			
	01:40			FOUL by HARRIS, Albert
GOOD! FT SHOT by MASON, Chris	01:40	47-44	H 3	
MISSED FT SHOT by MASON, Chris	01:40			
	01:40			REBOUND (DEF) by BLAIR, JaMichael
	01:21			MISSED JUMPER by BOGUS, Brian
REBOUND (DEF) by JAMES, Anthony	01:21			

4th PERIOD Play-by-Play (Page 2)

HOME TEAM: Marshall Co. Tigers	TIME	SCORE	MAR	VISITORS: Austin-East Roadrunn
	01:20			FOUL by YOUNG, Eliam
MISSED FT SHOT by JAMES, Anthony	01:20			
REBOUND (OFF) by (DEADBALL)	01:20			
MISSED FT SHOT by JAMES, Anthony	01:20			
	01:20			REBOUND (DEF) by JONES, Reggie
	01:10			MISSED JUMPER by BLAIR, JaMichael
BLOCK by YOUNG, Kyle	01:10			
REBOUND (DEF) by MASON, Chris	01:08			
TURNOVR by MASON, Chris	01:00			
	00:59			STEAL by BOGUS, Brian
	00:55			TURNOVR by HARRIS, Albert
	00:50			TIMEOUT TEAM
TIMEOUT TEAM	00:34			
	00:34			FOUL by JONES, Reggie
MISSED FT SHOT by JOHNSON, Stephon	00:34			
REBOUND (OFF) by (DEADBALL)	00:34			
GOOD! FT SHOT by JOHNSON, Stephon	00:34	48-44	H 4	

	00:24		FOUL by BLAIR, JaMichael
GOOD! FT SHOT by YOUNG, Kyle	00:24	49-44 H 5	
MISSED FT SHOT by YOUNG, Kyle	00:24		
	00:24		REBOUND (DEF) by JONES, Reggie
	00:20		MISSED 3 PTR by BOGUS, Brian
REBOUND (DEF) by JAMES, Anthony	00:20		
	00:13		FOUL by ESSIE, Maurice
MISSED FT SHOT by JAMES, Anthony	00:13		
REBOUND (OFF) by (DEADBALL)	00:13		
MISSED FT SHOT by JAMES, Anthony	00:13		
	00:13		REBOUND (DEF) by JONES, Reggie
	00:08		MISSED 3 PTR by BOGUS, Brian
	00:08		REBOUND (OFF) by ANDREWS, Mark
	00:02		MISSED JUMPER by ANDREWS, Mark
	00:02		REBOUND (OFF) by (TEAM)

Marshall Co. Tigers 49, Austin-East Roadrunners 44

2001 Class AA State Boys' Basketball Tournament

March 14 - March 17, 2001 · Murphy Center - MTSU - Murfreesboro, TN

Game 1
Wed. Mar. 14 5:30 PM

Booker T. Washington (32-2)	81
Howard (23-10)	67

Game 2
Wed. Mar. 14 7:15 PM

Seymour (26-8)	41
Dyer Co. (29-5)	39

Game 3
Wed. Mar. 14 9:00 PM

Austin-East (27-7)	71
Marshall Co. (21-7)	55

Game 4
Thu. Mar. 15 10:00 AM

N. MLK (25-8)	74
Brainerd (32-3)	45

Game 5
Fri. Mar. 16 2:30 PM

Booker T. Washington	83
Seymour	51

Game 6
Fri. Mar. 16 5:15 PM

Austin-East	70
N. MLK	67

Game 7
Sun. Mar. 18 5:00 PM

Booker T. Washington	79
Austin-East	67

Booker T. Washington
STATE CHAMPION

Official Basketball Box Score -- GAME TOTALS -- FINAL STATISTICS
Austin East Roadrunners vs Marshall County Tigers
03/14/01 9:00 PM at MURPHY ATHLETIC CENTER

VISITORS: Austin East Roadrunners 26-7

##	Player Name		TOT-FG FG-FGA	3-PT FG-FGA	FT-FTA	REBOUNDS OF	DE	TOT	PF	TP	A	TO	BLK	S	MIN
11	Grimes, Al.....	*	3-7	0-0	2-2	2	2	4	3	8	4	0	0	1	19
13	Bogus, Brian.....	*	0-3	0-1	1-2	0	2	2	0	1	0	0	0	1	7
25	Anderson, Cory.....	*	4-10	2-3	0-0	0	4	4	3	10	1	2	1	1	25
35	Jones, Reggie.....	*	0-4	0-0	0-1	0	2	2	1	0	2	2	1	1	20
41	Blair, Brian.....	*	3-5	1-2	0-0	0	1	1	1	7	0	2	0	3	14
03	Ballenger, Omar.....		2-4	1-1	5-6	2	5	7	0	10	2	2	0	0	11
05	Curry, Xavier.....		0-1	0-0	0-0	1	1	2	0	0	0	0	0	0	3
10	Donaldson, A.J.....		0-0	0-0	2-2	1	0	1	0	2	0	0	0	0	1
15	Montgomery, Gary....		4-5	2-2	0-0	1	0	1	1	10	1	3	0	3	12
22	Essie, Maurice.....		0-2	0-2	0-0	0	1	1	0	0	0	1	0	0	4
23	Andrews, Mark.....		0-2	0-2	0-0	0	1	1	0	0	1	0	0	0	7
31	Underwood, Tim.....		0-0	0-0	0-0	0	0	0	0	0	0	0	0	0	10
33	Blair, Jamichael....		3-4	0-0	2-4	0	4	4	3	8	0	1	0	0	7
44	Young, Eliam.....		5-7	0-0	5-8	4	1	5	0	15	1	2	0	1	19
54	Brooks, Marlon.....		0-1	0-0	0-0	0	0	0	0	0	0	0	0	0	1
	TEAM.....					1	1	2							
	Totals.....		24-55	6-13	17-25	12	25	37	12	71	12	15	2	11	160

TOTAL FG% 1st Half: 12-31 38.7% 2nd Half: 12-24 50.0% Game: 43.6% DEADB
3-Pt. FG% 1st Half: 4-8 50.0% 2nd Half: 2-5 40.0% Game: 46.2% REBS
F Throw % 1st Half: 1-3 33.3% 2nd Half: 16-22 72.7% Game: 68.0% 4

HOME TEAM: Marshall County Tigers 21-8

##	Player Name		TOT-FG FG-FGA	3-PT FG-FGA	FT-FTA	REBOUNDS OF	DE	TOT	PF	TP	A	TO	BLK	S	MIN
03	Mason, Chris.....	*	7-16	3-7	1-1	1	1	2	4	18	2	6	0	2	28
20	Borne, Danny.....	*	2-9	1-5	0-0	1	2	3	5	5	1	3	0	2	21
22	James, A.J.....	*	3-8	0-1	2-2	3	4	7	3	8	1	5	1	2	28
24	Johnson, Stephon....	*	5-12	0-0	0-0	2	3	5	5	10	2	3	0	0	28
44	Young, Kyle.....	*	2-3	0-0	2-4	4	9	13	2	6	2	2	2	0	28
05	Henry, Darryl.....		3-10	0-2	0-0	0	2	2	0	6	1	1	0	1	16
10	Alred, Trai.....		0-1	0-1	0-0	0	0	0	1	0	0	0	0	0	1
11	Taylor, Marcus.....		0-0	0-0	0-0	1	0	1	0	0	0	1	0	1	5
12	McLean, Scott.....		1-1	0-0	0-0	1	0	1	0	2	0	0	0	0	1
30	Campbell, Jarrett...		0-1	0-0	0-0	1	0	1	1	0	0	1	0	0	1
33	Pigg, Andre.....		0-0	0-0	0-0	0	0	0	0	0	0	0	0	0	1
45	Crutcher, Jeffrey...		0-0	0-0	0-0	0	1	1	1	0	0	0	0	0	1
	TEAM.....					2	1	3				2			
	Totals.....		23-61	4-16	5-7	16	23	39	22	55	9	24	3	8	159

TOTAL FG% 1st Half: 9-24 37.5% 2nd Half: 14-37 37.8% Game: 37.7% DEADB
3-Pt. FG% 1st Half: 3-7 42.9% 2nd Half: 1-9 11.1% Game: 25.0% REBS
F Throw % 1st Half: 1-1 100 % 2nd Half: 4-6 66.7% Game: 71.4% 0

Officials:
Technical fouls: Austin East Roadrunners-None. Marshall County Tigers-None.
Attendance:

Score by Periods	1st	2nd	3rd	4th		Total
Austin East Roadrunners.....	13	16	17	25	-	71
Marshall County Tigers.....	8	14	17	16	-	55

1st PERIOD Play-by-Play (Page 1)

HOME TEAM: Marshall County Tigers	TIME	SCORE	MAR	VISITORS: Austin East Roadrunners
	07:38			MISSED JUMPER by Anderson, Cory
	07:38			REBOUND (OFF) by Grimes, Al
	07:34	0-2	V 2	GOOD! JUMPER by Blair, Brian
	07:34			ASSIST by Grimes, Al
TURNOVR by Mason, Chris	07:25			
	07:24			STEAL by Blair, Brian
FOUL by James, A.J.	07:23			
	07:23			MISSED FT SHOT by Bogus, Brian
	07:23			REBOUND (OFF) by (DEADBALL)
	07:23	0-3	V 3	GOOD! FT SHOT by Bogus, Brian
MISSED 3 PTR by Mason, Chris	07:06			
REBOUND (OFF) by Young, Kyle	07:06			
GOOD! JUMPER by Young, Kyle	07:04	2-3	V 1	
	06:55	2-6	V 4	GOOD! 3 PTR by Anderson, Cory
	06:55			ASSIST by Grimes, Al
TURNOVR by James, A.J.	06:03			
	06:02			STEAL by Bogus, Brian
	05:59			MISSED JUMPER by Bogus, Brian
	05:59			REBOUND (OFF) by Grimes, Al
FOUL by James, A.J.	05:58			
	05:57			MISSED JUMPER by Blair, Brian
REBOUND (DEF) by Borne, Danny	05:57			
MISSED JUMPER by Johnson, Stephon	05:36			
REBOUND (OFF) by Johnson, Stephon	05:36			
GOOD! JUMPER by Johnson, Stephon	05:33	4-6	V 2	
	05:14			MISSED 3 PTR by Bogus, Brian
REBOUND (DEF) by Young, Kyle	05:14			
TURNOVR by Borne, Danny	04:58			
	04:45			TURNOVR by Montgomery, Gary
TURNOVR by Mason, Chris	04:29			
	04:28			STEAL by Blair, Brian
	04:17			TURNOVR by Blair, Brian
STEAL by Mason, Chris	04:16			
MISSED JUMPER by Johnson, Stephon	04:02			
REBOUND (OFF) by Young, Kyle	04:02			
GOOD! 3 PTR by Borne, Danny	03:56	7-6	H 1	
ASSIST by Young, Kyle	03:56			
	03:47			MISSED JUMPER by Jones, Reggie
REBOUND (DEF) by Young, Kyle	03:47			
TURNOVR by James, A.J.	03:30			
	03:29			STEAL by Anderson, Cory
	03:24	7-8	V 1	GOOD! JUMPER by Grimes, Al
	03:24			ASSIST by Jones, Reggie
TURNOVR by Mason, Chris	03:11			
	03:10			STEAL by Montgomery, Gary
	03:08	7-10	V 3	GOOD! JUMPER by Montgomery, Gary
TIMEOUT 30sec	03:06			
TURNOVR by James, A.J.	02:40			
	02:38			STEAL by Jones, Reggie
	02:36			MISSED JUMPER by Grimes, Al
BLOCK by James, A.J.	02:36			
	02:36			REBOUND (OFF) by (TEAM)
	02:35			MISSED JUMPER by Anderson, Cory
BLOCK by Young, Kyle	02:35			
REBOUND (DEF) by Young, Kyle	02:32			
MISSED 3 PTR by Borne, Danny	02:11			

1st PERIOD Play-by-Play (Page 2)

HOME TEAM: Marshall County Tigers	TIME	SCORE	MAR	VISITORS: Austin East Roadrunners
	02:11			REBOUND (DEF) by Jones, Reggie
	01:45			MISSED 3 PTR by Anderson, Cory
REBOUND (DEF) by Young, Kyle	01:45			
MISSED JUMPER by Johnson, Stephon	01:28			

	01:28			REBOUND (DEF) by Anderson, Cory
FOUL by Young, Kyle	01:27			
	01:12			MISSED JUMPER by Ballenger, Omar
REBOUND (DEF) by Borne, Danny	01:12			
MISSED JUMPER by Johnson, Stephon	00:58			
	00:58			BLOCK by Anderson, Cory
REBOUND (OFF) by Mason, Chris	00:56			
MISSED JUMPER by Mason, Chris	00:54			
	00:54			REBOUND (DEF) by Anderson, Cory
FOUL by Johnson, Stephon	00:52			
	00:48	7-13	V 6	GOOD! 3 PTR by Montgomery, Gary
	00:48			ASSIST by Anderson, Cory
	00:07			FOUL by Anderson, Cory
GOOD! FT SHOT by Mason, Chris	00:07	8-13	V 5	
	00:07			REBOUND (DEF) by Curry, Xavier
	00:07			MISSED JUMPER by Ballenger, Omar
BLOCK by Young, Kyle	00:07			
	00:07			REBOUND (OFF) by Ballenger, Omar

Austin East Roadrunners 13, Marshall County Tigers 8

2nd PERIOD Play-by-Play (Page 1)

HOME TEAM: Marshall County Tigers	TIME	SCORE	MAR	VISITORS: Austin East Roadrunners
	07:55			FOUL by Blair, Jamichael
MISSED JUMPER by Henry, Darryl	07:52			
	07:52			REBOUND (DEF) by Blair, Jamichael
	07:30	8-15	V 7	GOOD! JUMPER by Blair, Jamichael
TURNOVR by Johnson, Stephon	07:28			
	07:28	8-17	V 9	GOOD! JUMPER by Young, Eliam
GOOD! JUMPER by Henry, Darryl	06:58	10-17	V 7	
ASSIST by Johnson, Stephon	06:58			
	06:45			MISSED 3 PTR by Essie, Maurice
	06:45			REBOUND (OFF) by Young, Eliam
	06:41			MISSED JUMPER by Young, Eliam
REBOUND (DEF) by Young, Kyle	06:41			
GOOD! JUMPER by Johnson, Stephon	06:30	12-17	V 5	
ASSIST by Henry, Darryl	06:30			
	06:09			MISSED JUMPER by Grimes, Al
REBOUND (DEF) by Young, Kyle	06:09			
MISSED JUMPER by Henry, Darryl	05:56			
	05:56			REBOUND (DEF) by (TEAM)
	05:39			MISSED JUMPER by Grimes, Al
REBOUND (DEF) by Johnson, Stephon	05:39			
MISSED JUMPER by Mason, Chris	05:31			
	05:31			REBOUND (DEF) by Blair, Jamichael
FOUL by Mason, Chris	05:13			
	05:13			MISSED JUMPER by Blair, Jamichael
REBOUND (DEF) by Henry, Darryl	05:13			
MISSED JUMPER by James, A.J.	04:53			
	04:53			REBOUND (DEF) by Blair, Jamichael
	04:49			TURNOVR by Blair, Jamichael
STEAL by Taylor, Marcus	04:47			
TURNOVR by Taylor, Marcus	04:47			
FOUL by Borne, Danny	04:32			
	04:23			TURNOVR by Essie, Maurice
MISSED 3 PTR by Borne, Danny	04:11			
	04:11			REBOUND (DEF) by Ballenger, Omar
	04:06			TURNOVR by Ballenger, Omar
FOUL by Mason, Chris	03:15			
TURNOVR by Mason, Chris	03:15			
	03:14			MISSED JUMPER by Jones, Reggie
REBOUND (DEF) by Young, Kyle	03:14			
MISSED JUMPER by James, A.J.	03:07			
REBOUND (OFF) by Borne, Danny	03:07			
GOOD! JUMPER by Borne, Danny	03:07	14-17	V 3	
	02:50	14-20	V 6	GOOD! 3 PTR by Ballenger, Omar

	02:35			FOUL by Blair, Brian
TURNOVR by Henry, Darryl	02:29			
	02:25			STEAL by Blair, Brian
	02:23	14-22	V 8	GOOD! JUMPER by Blair, Brian
FOUL by Borne, Danny	02:09			
TURNOVR by Borne, Danny	02:09			
	02:03			MISSED FT SHOT by Jones, Reggie
REBOUND (DEF) by Johnson, Stephon	02:03			
GOOD! 3 PTR by Mason, Chris	01:44	17-22	V 5	
ASSIST by James, A.J.	01:44			
	01:32	17-25	V 8	GOOD! 3 PTR by Blair, Brian
	01:32			ASSIST by Ballenger, Omar
MISSED JUMPER by Young, Kyle	01:17			

2nd PERIOD Play-by-Play (Page 2)

HOME TEAM: Marshall County Tigers	TIME	SCORE	MAR	VISITORS: Austin East Roadrunners
	01:17			REBOUND (DEF) by Bogus, Brian
	01:09			MISSED 3 PTR by Blair, Brian
	01:09			REBOUND (OFF) by Ballenger, Omar
	01:05	17-27	V 10	GOOD! JUMPER by Ballenger, Omar
MISSED 3 PTR by Henry, Darryl	00:40			
	00:40			REBOUND (DEF) by Bogus, Brian
	00:35			MISSED JUMPER by Bogus, Brian
REBOUND (DEF) by (TEAM)	00:35			
GOOD! JUMPER by Mason, Chris	00:29	19-27	V 8	
	00:24			TURNOVR by Young, Eliam
	00:20			FOUL by Montgomery, Gary
TIMEOUT 30sec	00:20			
TURNOVR by Borne, Danny	00:16			
	00:12			MISSED JUMPER by Jones, Reggie
	00:12			REBOUND (OFF) by Montgomery, Gary
	00:07	19-29	V 10	GOOD! JUMPER by Montgomery, Gary
GOOD! 3 PTR by Mason, Chris	00:00	22-29	V 7	

Austin East Roadrunners 29, Marshall County Tigers 22

3rd PERIOD Play-by-Play (Page 1)

HOME TEAM: Marshall County Tigers	TIME	SCORE	MAR	VISITORS: Austin East Roadrunners
FOUL by Mason, Chris	07:58	22-29	V 7	
	07:50	22-31	V 9	GOOD! JUMPER by Anderson, Cory
	07:50			ASSIST by Young, Eliam
TURNOVR by James, A.J.	07:46			
	07:44			STEAL by Young, Eliam
	07:42	22-33	V 11	GOOD! JUMPER by Young, Eliam
TURNOVR by (TEAM)	07:30			
	07:13	22-35	V 13	GOOD! JUMPER by Grimes, Al
	07:13			ASSIST by Andrews, Mark
GOOD! JUMPER by Mason, Chris	06:57	24-35	V 11	
	06:39			MISSED JUMPER by Anderson, Cory
REBOUND (DEF) by James, A.J.	06:39			
	06:27			FOUL by Anderson, Cory
MISSED 3 PTR by Mason, Chris	06:12			
REBOUND (OFF) by James, A.J.	06:12			
	06:10			FOUL by Grimes, Al
GOOD! JUMPER by Johnson, Stephon	05:58	26-35	V 9	
ASSIST by Borne, Danny	05:58			
	05:41			MISSED JUMPER by Anderson, Cory
	05:41			REBOUND (OFF) by Young, Eliam
	05:37	26-37	V 11	GOOD! JUMPER by Young, Eliam
MISSED JUMPER by Borne, Danny	05:27			
	05:27			REBOUND (DEF) by Grimes, Al
	05:13			MISSED 3 PTR by Andrews, Mark
REBOUND (DEF) by Johnson, Stephon	05:13			
TURNOVR by Johnson, Stephon	05:10			
	04:53	26-39	V 13	GOOD! JUMPER by Grimes, Al
GOOD! JUMPER by Mason, Chris	04:44	28-39	V 11	

ASSIST by Johnson, Stephon	04:44			
	04:36			MISSED JUMPER by Grimes, Al
REBOUND (DEF) by Young, Kyle	04:36			
GOOD! JUMPER by James, A.J.	04:28	30-39	V 9	
ASSIST by Mason, Chris	04:28			
	04:05			MISSED JUMPER by Young, Eliam
REBOUND (DEF) by Mason, Chris	04:05			
MISSED 3 PTR by Borne, Danny	03:56			
REBOUND (OFF) by Johnson, Stephon	03:56			
GOOD! JUMPER by Johnson, Stephon	03:53	32-39	V 7	
	03:33			TURNOVR by Young, Eliam
STEAL by Borne, Danny	03:31			
MISSED JUMPER by Borne, Danny	03:29			
	03:29			REBOUND (DEF) by Andrews, Mark
FOUL by Borne, Danny	03:25			
	03:22			TURNOVR by Blair, Brian
STEAL by James, A.J.	03:20			
MISSED JUMPER by Johnson, Stephon	03:05			
	03:05			REBOUND (DEF) by Ballenger, Omar
	02:55	32-41	V 9	GOOD! JUMPER by Blair, Jamichael
TURNOVR by Young, Kyle	02:41			
	02:40			STEAL by Montgomery, Gary
	02:33			TURNOVR by Jones, Reggie
GOOD! JUMPER by Johnson, Stephon	02:19	34-41	V 7	
ASSIST by Mason, Chris	02:19			
	02:10			MISSED JUMPER by Montgomery, Gary
REBOUND (DEF) by Henry, Darryl	02:10			
GOOD! JUMPER by Henry, Darryl	02:02	36-41	V 5	

3rd PERIOD Play-by-Play (Page 2)

HOME TEAM: Marshall County Tigers	TIME	SCORE	MAR	VISITORS: Austin East Roadrunners
FOUL by Johnson, Stephon	01:34			
	01:34	36-42	V 6	GOOD! FT SHOT by Blair, Jamichael
	01:34	36-43	V 7	GOOD! FT SHOT by Blair, Jamichael
TURNOVR by Johnson, Stephon	01:25			
	01:20	36-46	V 10	GOOD! 3 PTR by Montgomery, Gary
	01:20			ASSIST by Ballenger, Omar
TURNOVR by James, A.J.	01:06			
	00:56			FOUL by Jones, Reggie
	00:56			TURNOVR by Jones, Reggie
GOOD! 3 PTR by Mason, Chris	00:47	39-46	V 7	
ASSIST by Young, Kyle	00:47			
	00:35			MISSED 3 PTR by Andrews, Mark
REBOUND (DEF) by James, A.J.	00:35			
MISSED JUMPER by James, A.J.	00:27			
	00:27			BLOCK by Jones, Reggie
REBOUND (OFF) by (TEAM)	00:27			
MISSED 3 PTR by Mason, Chris	00:20			
	00:20			REBOUND (DEF) by Ballenger, Omar
	00:07			TIMEOUT 30sec
	00:03			MISSED 3 PTR by Essie, Maurice
REBOUND (DEF) by Young, Kyle	00:03			
MISSED 3 PTR by James, A.J.	00:00			
	00:00			REBOUND (DEF) by Essie, Maurice

Austin East Roadrunners 46, Marshall County Tigers 39

4th PERIOD Play-by-Play (Page 1)

HOME TEAM: Marshall County Tigers	TIME	SCORE	MAR	VISITORS: Austin East Roadrunners
MISSED JUMPER by Mason, Chris	07:39	39-46	V 7	
REBOUND (OFF) by Young, Kyle	07:39			
GOOD! JUMPER by Young, Kyle	07:36	41-46	V 5	
	07:07	41-48	V 7	GOOD! JUMPER by Anderson, Cory
MISSED JUMPER by Johnson, Stephon	06:51			
REBOUND (OFF) by (TEAM)	06:51			
MISSED JUMPER by Mason, Chris	06:49			

	06:49			REBOUND (DEF) by Blair, Brian
	06:30			MISSED JUMPER by Anderson, Cory
	06:30			REBOUND (OFF) by Young, Eliam
FOUL by Borne, Danny	06:29			
	06:29			MISSED FT SHOT by Young, Eliam
	06:29			REBOUND (OFF) by (DEADBALL)
	06:29	41-49	V 8	GOOD! FT SHOT by Young, Eliam
	06:18			MISSED JUMPER by Curry, Xavier
	06:18			REBOUND (OFF) by Curry, Xavier
GOOD! JUMPER by Henry, Darryl	06:13	43-49	V 6	
	06:02			MISSED JUMPER by Jones, Reggie
	06:02			REBOUND (OFF) by Young, Eliam
FOUL by Mason, Chris	05:57			
	05:57			MISSED FT SHOT by Young, Eliam
	05:57			REBOUND (OFF) by (DEADBALL)
	05:57	43-50	V 7	GOOD! FT SHOT by Young, Eliam
MISSED JUMPER by Johnson, Stephon	05:37			
	05:37			REBOUND (DEF) by Young, Eliam
	05:12			TURNOVR by Anderson, Cory
STEAL by James, A.J.	05:10			
MISSED JUMPER by Henry, Darryl	05:08			
	05:08			REBOUND (DEF) by Jones, Reggie
	05:02	43-52	V 9	GOOD! JUMPER by Young, Eliam
	04:59			ASSIST by Jones, Reggie
	04:54			FOUL by Grimes, Al
TURNOVR by (TEAM)	04:53			
FOUL by Young, Kyle	04:53			
	04:53	43-53	V 10	GOOD! FT SHOT by Young, Eliam
	04:53	43-54	V 11	GOOD! FT SHOT by Young, Eliam
MISSED JUMPER by James, A.J.	04:27			
REBOUND (OFF) by Taylor, Marcus	04:27			
MISSED JUMPER by Mason, Chris	04:21			
REBOUND (OFF) by Young, Kyle	04:21			
MISSED JUMPER by Borne, Danny	04:16			
	04:16			REBOUND (DEF) by Grimes, Al
	04:10			TURNOVR by Montgomery, Gary
STEAL by Borne, Danny	04:10			
	04:10			FOUL by Anderson, Cory
TURNOVR by Young, Kyle	04:03			
	04:01			STEAL by Montgomery, Gary
	03:59			TURNOVR by Montgomery, Gary
TURNOVR by Mason, Chris	03:52			
	03:51			STEAL by Grimes, Al
	03:49	43-56	V 13	GOOD! JUMPER by Young, Eliam
	03:49			ASSIST by Montgomery, Gary
TIMEOUT 30sec	03:44			
	03:26			FOUL by Grimes, Al
GOOD! FT SHOT by James, A.J.	03:26	44-56	V 12	
GOOD! FT SHOT by James, A.J.	03:26	45-56	V 11	

4th PERIOD Play-by-Play (Page 2)

HOME TEAM: Marshall County Tigers	TIME	SCORE	MAR	VISITORS: Austin East Roadrunners
	03:18			TIMEOUT 30sec
FOUL by Johnson, Stephon	03:14			
	03:14	45-57	V 12	GOOD! FT SHOT by Grimes, Al
	03:14	45-58	V 13	GOOD! FT SHOT by Grimes, Al
GOOD! JUMPER by Mason, Chris	03:01	47-58	V 11	
FOUL by Johnson, Stephon	02:57			
	02:57	47-59	V 12	GOOD! FT SHOT by Ballenger, Omar
	02:57			MISSED FT SHOT by Ballenger, Omar
REBOUND (DEF) by James, A.J.	02:57			
MISSED 3 PTR by Borne, Danny	02:51			
	02:51			REBOUND (DEF) by Ballenger, Omar
FOUL by Johnson, Stephon	02:48			
	02:48	47-60	V 13	GOOD! FT SHOT by Ballenger, Omar
	02:48	47-61	V 14	GOOD! FT SHOT by Ballenger, Omar
TURNOVR by Mason, Chris	02:41			

FOUL by James, A.J.	02:36			
	02:36	47-62	V 15	GOOD! FT SHOT by Ballenger, Omar
	02:36	47-63	V 16	GOOD! FT SHOT by Ballenger, Omar
	02:27			FOUL by Blair, Jamichael
GOOD! FT SHOT by Young, Kyle	02:27	48-63	V 15	
MISSED FT SHOT by Young, Kyle	02:27			
	02:27			REBOUND (DEF) by Ballenger, Omar
	02:27			TURNOVR by Ballenger, Omar
STEAL by Henry, Darryl	02:27			
MISSED 3 PTR by Mason, Chris	02:25			
REBOUND (OFF) by James, A.J.	02:25			
GOOD! JUMPER by James, A.J.	02:22	50-63	V 13	
TIMEOUT TEAM	02:20			
	02:11	50-65	V 15	GOOD! JUMPER by Blair, Jamichael
	02:11			ASSIST by Grimes, Al
MISSED JUMPER by Henry, Darryl	02:01			
	02:01			REBOUND (DEF) by Anderson, Cory
	01:58			TURNOVR by Anderson, Cory
STEAL by Mason, Chris	01:53			
MISSED JUMPER by Henry, Darryl	01:51			
REBOUND (OFF) by James, A.J.	01:51			
GOOD! JUMPER by James, A.J.	01:47	52-65	V 13	
FOUL by Borne, Danny	01:16			
	01:16	52-66	V 14	GOOD! FT SHOT by Young, Eliam
	01:16			MISSED FT SHOT by Young, Eliam
REBOUND (DEF) by James, A.J.	01:16			
MISSED 3 PTR by Henry, Darryl	01:10			
	01:10			REBOUND (DEF) by Anderson, Cory
	00:52	52-69	V 17	GOOD! 3 PTR by Anderson, Cory
	00:52			ASSIST by Grimes, Al
	00:38			FOUL by Blair, Jamichael
GOOD! FT SHOT by Young, Kyle	00:38	53-69	V 16	
MISSED FT SHOT by Young, Kyle	00:38			
	00:38			REBOUND (DEF) by Blair, Jamichael
FOUL by Alred, Trai	00:36			
	00:34			MISSED FT SHOT by Blair, Jamichael
	00:34			REBOUND (OFF) by (DEADBALL)
	00:34			MISSED FT SHOT by Blair, Jamichael
REBOUND (DEF) by Crutcher, Jeffrey	00:34			
FOUL by Campbell, Jarrett	00:24			
TURNOVR by Campbell, Jarrett	00:24			
	00:16			MISSED JUMPER by Brooks, Marlon

4th PERIOD Play-by-Play (Page 3)

HOME TEAM: Marshall County Tigers	TIME	SCORE	MAR	VISITORS: Austin East Roadrunners
	00:16			REBOUND (OFF) by Donaldson, A.J.
FOUL by Crutcher, Jeffrey	00:13			
	00:13	53-70	V 17	GOOD! FT SHOT by Donaldson, A.J.
	00:13	53-71	V 18	GOOD! FT SHOT by Donaldson, A.J.
MISSED 3 PTR by Alred, Trai	00:03			
REBOUND (OFF) by Campbell, Jarrett	00:03			
MISSED JUMPER by Campbell, Jarrett	00:01			
REBOUND (OFF) by McLean, Scott	00:01			
GOOD! JUMPER by McLean, Scott	00:00	55-71	V 16	

Austin East Roadrunners 71, Marshall County Tigers 55

Official Basketball Box Score -- GAME TOTALS -- FINAL STATISTICS
Martin Luther vs Austin East Roadrunners
03/16/01 5:15 PM at Murphy Athletic Center

VISITORS: Martin Luther 26-9

##	Player Name		TOT-FG FG-FGA	3-PT FG-FGA	FT-FTA	REBOUNDS OF	DE	TOT	PF	TP	A	TO	BLK	S	MIN
00	Dunlap, Stanley.....	*	1-4	0-0	2-2	0	4	4	3	4	0	0	0	0	17
12	Howard, Brandon.....	*	3-7	0-0	2-2	1	5	6	5	8	1	4	0	1	29
30	Wiggins, Aaron.....	*	7-15	0-0	4-6	3	3	6	4	18	0	0	0	0	30
42	Talley, Larry.....	*	7-13	3-5	6-6	4	1	5	1	23	0	3	0	1	29
44	Cole, Terry.....	*	0-3	0-0	2-2	1	0	1	5	2	2	4	0	1	20
20	Carter, Tracy.....		2-3	0-0	0-1	0	0	0	1	4	0	2	0	1	5
24	Estes, Jack.....		0-1	0-1	0-0	1	0	1	0	0	1	2	0	0	7
32	Hawkins, Andronicus.		1-2	0-0	0-0	0	1	1	4	2	0	1	0	1	10
50	Norton, Courtney....		1-3	0-0	4-4	0	0	0	3	6	1	1	0	0	13
	TEAM.....					2	1	3							
	Totals.....		22-51	3-6	20-23	12	15	27	26	67	5	17	0	5	160

TOTAL FG% 1st Half: 8-24 33.3% 2nd Half: 14-27 51.9% Game: 43.1% DEADB
3-Pt. FG% 1st Half: 2-4 50.0% 2nd Half: 1-2 50.0% Game: 50.0% REBS
F Throw % 1st Half: 7-9 77.8% 2nd Half: 13-14 92.9% Game: 87.0% 1

HOME TEAM: Austin East Roadrunners 27-9

##	Player Name		TOT-FG FG-FGA	3-PT FG-FGA	FT-FTA	REBOUNDS OF	DE	TOT	PF	TP	A	TO	BLK	S	MIN
11	Grimes, Al.....	*	0-3	0-1	5-6	0	3	3	2	5	3	1	0	2	19
13	Bogus, Brian.....	*	1-3	1-3	0-0	0	1	1	1	3	0	1	0	0	16
25	Anderson, Cory.....	*	7-12	1-1	3-6	5	2	7	4	18	2	3	2	2	26
35	Jones, Reggie.....	*	4-4	0-0	3-4	1	3	4	1	11	2	0	1	0	21
41	Blair, Brian.....	*	5-9	3-4	0-0	0	4	4	1	13	0	1	0	0	18
03	Ballenger, Omar.....		0-1	0-0	0-2	0	0	0	2	0	0	2	0	0	10
15	Montgomery, Gary....		1-1	0-0	0-0	0	0	0	3	2	0	2	0	0	4
22	Essie, Maurice.....		0-2	0-0	0-0	1	1	2	0	0	0	0	0	0	3
23	Andrews, Mark.....		2-3	0-0	1-2	0	0	0	1	5	1	0	0	1	8
33	Blair, Jamichael....		0-1	0-0	7-8	0	1	1	4	7	0	2	3	0	17
44	Young, Eliam.....		3-4	0-0	0-0	3	4	7	3	6	1	6	1	0	18
	TEAM.....														
	Totals.....		23-43	5-9	19-28	10	19	29	22	70	9	18	7	5	160

TOTAL FG% 1st Half: 10-23 43.5% 2nd Half: 13-20 65.0% Game: 53.5% DEADB
3-Pt. FG% 1st Half: 4-7 57.1% 2nd Half: 1-2 50.0% Game: 55.6% REBS
F Throw % 1st Half: 10-12 83.3% 2nd Half: 9-16 56.3% Game: 67.9% 4

Officials:
Technical fouls: Martin Luther-None. Austin East Roadrunners-None.
Attendance:

Score by Periods	1st	2nd	3rd	4th		Total
Martin Luther.....	4	21	24	18	-	67
Austin East Roadrunners.....	18	16	19	17	-	70

1st PERIOD Play-by-Play (Page 1)

HOME TEAM: Austin East Roadrunners	TIME	SCORE	MAR	VISITORS: Martin Luther
GOOD! JUMPER by Anderson, Cory	07:53	2-0	H 2	
	07:34			MISSED 3 PTR by Talley, Larry
REBOUND (DEF) by Blair, Brian	07:34			
MISSED JUMPER by Blair, Brian	07:27			
	07:27			REBOUND (DEF) by Dunlap, Stanley
	07:01	2-3	V 1	GOOD! 3 PTR by Talley, Larry
	07:01			ASSIST by Cole, Terry
TURNOVR by Bogus, Brian	06:56			
	06:54			STEAL by Talley, Larry
	06:51			MISSED JUMPER by Howard, Brandon
REBOUND (DEF) by Grimes, Al	06:51			
GOOD! 3 PTR by Bogus, Brian	06:33	5-3	H 2	
	06:26			TURNOVR by Cole, Terry
MISSED JUMPER by Grimes, Al	06:10			
	06:10			REBOUND (DEF) by (TEAM)
	05:47			MISSED JUMPER by Howard, Brandon
REBOUND (DEF) by Blair, Brian	05:35			
GOOD! 3 PTR by Anderson, Cory	05:35	8-3	H 5	
TIMEOUT 30sec	05:35			
	05:25			MISSED JUMPER by Wiggins, Aaron
BLOCK by Anderson, Cory	05:25			
REBOUND (DEF) by Grimes, Al	05:22			
TURNOVR by Blair, Brian	05:19			
	04:41			MISSED JUMPER by Wiggins, Aaron
REBOUND (DEF) by Bogus, Brian	04:41			
	04:34			TIMEOUT TEAM
MISSED 3 PTR by Bogus, Brian	04:18			
	04:18			REBOUND (DEF) by Dunlap, Stanley
	03:59			MISSED JUMPER by Wiggins, Aaron
REBOUND (DEF) by Blair, Brian	03:59			
GOOD! JUMPER by Jones, Reggie	03:49	10-3	H 7	
ASSIST by Grimes, Al	03:49			
	03:37			MISSED JUMPER by Talley, Larry
BLOCK by Blair, Jamichael	03:37			
REBOUND (DEF) by Jones, Reggie	03:34			
GOOD! 3 PTR by Blair, Brian	03:28	13-3	H 10	
ASSIST by Grimes, Al	03:28			
	03:23			TIMEOUT TEAM
	03:08			MISSED 3 PTR by Estes, Jack
	03:08			REBOUND (OFF) by Estes, Jack
FOUL by Blair, Jamichael	02:48			
	02:48			MISSED FT SHOT by Wiggins, Aaron
	02:48			REBOUND (OFF) by (DEADBALL)
	02:48	13-4	H 9	GOOD! FT SHOT by Wiggins, Aaron
TURNOVR by Young, Eliam	02:43			
	02:32			MISSED JUMPER by Dunlap, Stanley
REBOUND (DEF) by Young, Eliam	02:32			
	02:30			FOUL by Hawkins, Andronicus
	02:18			FOUL by Wiggins, Aaron
MISSED FT SHOT by Blair, Jamichael	02:18			
REBOUND (OFF) by (DEADBALL)	02:18			
GOOD! FT SHOT by Blair, Jamichael	02:18	14-4	H 10	
	02:07			FOUL by Norton, Courtney
	02:07			TURNOVR by Norton, Courtney
GOOD! JUMPER by Anderson, Cory	01:58	16-4	H 12	
	01:38			MISSED JUMPER by Dunlap, Stanley

1st PERIOD Play-by-Play (Page 2)

HOME TEAM: Austin East Roadrunners	TIME	SCORE	MAR	VISITORS: Martin Luther
REBOUND (DEF) by Young, Eliam	01:38			
	01:35			FOUL by Dunlap, Stanley
TURNOVR by Young, Eliam	01:27			
	01:26			STEAL by Cole, Terry

FOUL by Grimes, Al	01:25			
	01:01			TURNOVR by Estes, Jack
STEAL by Anderson, Cory	00:57			
MISSED JUMPER by Ballenger, Omar	00:48			
REBOUND (OFF) by Anderson, Cory	00:48			
MISSED JUMPER by Anderson, Cory	00:45			
	00:45			REBOUND (DEF) by Howard, Brandon
	00:39			TURNOVR by Howard, Brandon
STEAL by Anderson, Cory	00:38			
GOOD! JUMPER by Young, Eliam	00:34	18-4	H 14	
ASSIST by Anderson, Cory	00:34			
	00:21			MISSED JUMPER by Wiggins, Aaron
	00:21			REBOUND (OFF) by Talley, Larry
	00:16			TURNOVR by Talley, Larry
MISSED JUMPER by Essie, Maurice	00:00			
	00:00			REBOUND (DEF) by Howard, Brandon

Austin East Roadrunners 18, Martin Luther 4

2nd PERIOD Play-by-Play (Page 1)

HOME TEAM: Austin East Roadrunners	TIME	SCORE	MAR	VISITORS: Martin Luther
	07:53			MISSED JUMPER by Wiggins, Aaron
REBOUND (DEF) by Essie, Maurice	07:53			
MISSED JUMPER by Anderson, Cory	07:34			
REBOUND (OFF) by Anderson, Cory	07:34			
MISSED JUMPER by Anderson, Cory	07:31			
REBOUND (OFF) by Essie, Maurice	07:31			
MISSED JUMPER by Essie, Maurice	07:28			
	07:28			REBOUND (DEF) by Howard, Brandon
	07:22			TURNOVR by Howard, Brandon
	07:11			FOUL by Dunlap, Stanley
	06:51			FOUL by Dunlap, Stanley
GOOD! FT SHOT by Blair, Jamichael	06:51	19-4	H 15	
GOOD! FT SHOT by Blair, Jamichael	06:51	20-4	H 16	
FOUL by Ballenger, Omar	06:43			
	06:34	20-6	H 14	GOOD! JUMPER by Howard, Brandon
GOOD! 3 PTR by Blair, Brian	06:17	23-6	H 17	
ASSIST by Anderson, Cory	06:17			
	05:58	23-8	H 15	GOOD! JUMPER by Wiggins, Aaron
GOOD! JUMPER by Blair, Brian	05:40	25-8	H 17	
FOUL by Blair, Brian	05:28			
	05:28	25-9	H 16	GOOD! FT SHOT by Talley, Larry
	05:28	25-10	H 15	GOOD! FT SHOT by Talley, Larry
FOUL by Montgomery, Gary	05:26			
TURNOVR by Montgomery, Gary	05:26			
FOUL by Montgomery, Gary	05:19			
	05:08			MISSED JUMPER by Cole, Terry
REBOUND (DEF) by Anderson, Cory	05:08			
	04:52			FOUL by Howard, Brandon
GOOD! FT SHOT by Anderson, Cory	04:52	26-10	H 16	
MISSED FT SHOT by Anderson, Cory	04:52			
	04:52			REBOUND (DEF) by Wiggins, Aaron
	04:32	26-13	H 13	GOOD! 3 PTR by Talley, Larry
	04:32			ASSIST by Howard, Brandon
MISSED 3 PTR by Blair, Brian	04:18			
	04:18			REBOUND (DEF) by Hawkins, Andronicus
FOUL by Anderson, Cory	04:08			
	04:08	26-14	H 12	GOOD! FT SHOT by Wiggins, Aaron
	04:08	26-15	H 11	GOOD! FT SHOT by Wiggins, Aaron
FOUL by Ballenger, Omar	03:56			
TURNOVR by Ballenger, Omar	03:56			
	03:40			MISSED JUMPER by Cole, Terry
BLOCK by Blair, Jamichael	03:40			
	03:38			REBOUND (OFF) by (TEAM)
	03:28	26-17	H 9	GOOD! JUMPER by Wiggins, Aaron
TURNOVR by Blair, Jamichael	03:05			

	02:59			MISSED JUMPER by Hawkins, Andronicus
	02:59			REBOUND (OFF) by Wiggins, Aaron
	02:56	26-19	H 7	GOOD! JUMPER by Wiggins, Aaron
MISSED JUMPER by Anderson, Cory	02:44			
REBOUND (OFF) by Young, Eliam	02:44			
MISSED JUMPER by Young, Eliam	02:40			
REBOUND (OFF) by Anderson, Cory	02:40			
	02:39			FOUL by Howard, Brandon
GOOD! FT SHOT by Anderson, Cory	02:39	27-19	H 8	
GOOD! FT SHOT by Anderson, Cory	02:39	28-19	H 9	
	02:26			FOUL by Talley, Larry

2nd PERIOD Play-by-Play (Page 2)

HOME TEAM: Austin East Roadrunners	TIME	SCORE	MAR	VISITORS: Martin Luther
	02:26			TURNOVR by Talley, Larry
GOOD! JUMPER by Anderson, Cory	02:19	30-19	H 11	
ASSIST by Jones, Reggie	02:19			
	02:01			TURNOVR by Cole, Terry
TURNOVR by Young, Eliam	01:40			
FOUL by Bogus, Brian	01:35			
	01:35	30-20	H 10	GOOD! FT SHOT by Cole, Terry
	01:35	30-21	H 9	GOOD! FT SHOT by Cole, Terry
	01:25			FOUL by Cole, Terry
GOOD! FT SHOT by Grimes, Al	01:25	31-21	H 10	
GOOD! FT SHOT by Grimes, Al	01:25	32-21	H 11	
	01:17	32-23	H 9	GOOD! JUMPER by Carter, Tracy
FOUL by Anderson, Cory	01:17			
	01:17			MISSED FT SHOT by Carter, Tracy
REBOUND (DEF) by Young, Eliam	01:17			
	00:52			MISSED JUMPER by Howard, Brandon
	00:52			REBOUND (OFF) by Howard, Brandon
	00:36			TURNOVR by Hawkins, Andronicus
STEAL by Grimes, Al	00:35			
	00:33			FOUL by Hawkins, Andronicus
GOOD! FT SHOT by Grimes, Al	00:33	33-23	H 10	
GOOD! FT SHOT by Grimes, Al	00:33	34-23	H 11	
	00:13	34-25	H 9	GOOD! JUMPER by Howard, Brandon
MISSED 3 PTR by Grimes, Al	00:01			
	00:01			REBOUND (DEF) by Dunlap, Stanley

Austin East Roadrunners 34, Martin Luther 25

3rd PERIOD Play-by-Play (Page 1)

HOME TEAM: Austin East Roadrunners	TIME	SCORE	MAR	VISITORS: Martin Luther
MISSED JUMPER by Grimes, Al	07:35	34-25	H 9	
	07:35			REBOUND (DEF) by Talley, Larry
	07:19			MISSED JUMPER by Dunlap, Stanley
	07:19			REBOUND (OFF) by Wiggins, Aaron
	07:17			MISSED JUMPER by Wiggins, Aaron
BLOCK by Anderson, Cory	07:17			
	07:15			REBOUND (OFF) by Talley, Larry
	07:13			MISSED JUMPER by Talley, Larry
	07:13			REBOUND (OFF) by Talley, Larry
	07:09	34-27	H 7	GOOD! JUMPER by Talley, Larry
	07:06			FOUL by Howard, Brandon
GOOD! JUMPER by Anderson, Cory	06:56	36-27	H 9	
	06:42	36-29	H 7	GOOD! JUMPER by Talley, Larry
	06:33			FOUL by Norton, Courtney
TURNOVR by Blair, Jamichael	06:31			
	06:18			MISSED JUMPER by Talley, Larry
REBOUND (DEF) by Grimes, Al	06:18			
GOOD! 3 PTR by Blair, Brian	06:10	39-29	H 10	
ASSIST by Grimes, Al	06:10			
FOUL by Anderson, Cory	05:53			
	05:50			MISSED JUMPER by Wiggins, Aaron
REBOUND (DEF) by Blair, Brian	05:50			
	05:48			FOUL by Wiggins, Aaron

TURNOVR by Anderson, Cory	05:47			
FOUL by Blair, Jamichael	05:35			
	05:35	39-30	H 9	GOOD! FT SHOT by Norton, Courtney
	05:35	39-31	H 8	GOOD! FT SHOT by Norton, Courtney
MISSED 3 PTR by Bogus, Brian	05:22			
	05:22			REBOUND (DEF) by Howard, Brandon
	05:14	39-33	H 6	GOOD! JUMPER by Talley, Larry
TURNOVR by Anderson, Cory	05:07			
TIMEOUT 30sec	05:07			
	05:04			MISSED JUMPER by Wiggins, Aaron
	05:04			REBOUND (OFF) by Cole, Terry
FOUL by Young, Eliam	05:02			
	04:50	39-35	H 4	GOOD! JUMPER by Wiggins, Aaron
FOUL by Blair, Jamichael	04:50			
	04:50	39-36	H 3	GOOD! FT SHOT by Wiggins, Aaron
TURNOVR by Young, Eliam	04:47			
	04:46			STEAL by Howard, Brandon
	04:44	39-38	H 1	GOOD! JUMPER by Howard, Brandon
FOUL by Grimes, Al	04:34			
TURNOVR by Grimes, Al	04:34			
FOUL by Young, Eliam	04:29			
	04:19			MISSED JUMPER by Cole, Terry
BLOCK by Jones, Reggie	04:19			
REBOUND (DEF) by Jones, Reggie	04:16			
TURNOVR by Ballenger, Omar	04:14			
	03:42	39-40	V 1	GOOD! JUMPER by Wiggins, Aaron
MISSED JUMPER by Anderson, Cory	03:31			
REBOUND (OFF) by Anderson, Cory	03:31			
GOOD! JUMPER by Anderson, Cory	03:26	41-40	H 1	
	03:09	41-43	V 2	GOOD! 3 PTR by Talley, Larry
	03:09			ASSIST by Norton, Courtney
GOOD! JUMPER by Jones, Reggie	02:55	43-43	T 1	
ASSIST by Young, Eliam	02:55			

3rd PERIOD Play-by-Play (Page 2)

HOME TEAM: Austin East Roadrunners	TIME	SCORE	MAR	VISITORS: Martin Luther
	02:36			MISSED JUMPER by Norton, Courtney
BLOCK by Young, Eliam	02:36			
REBOUND (DEF) by Anderson, Cory	02:34			
	02:32			FOUL by Cole, Terry
GOOD! JUMPER by Andrews, Mark	02:28	45-43	H 2	
	02:12			FOUL by Cole, Terry
	02:12			TURNOVR by Cole, Terry
TURNOVR by Young, Eliam	02:00			
	01:45			MISSED 3 PTR by Talley, Larry
REBOUND (DEF) by Jones, Reggie	01:45			
GOOD! JUMPER by Montgomery, Gary	01:40	47-43	H 4	
ASSIST by Jones, Reggie	01:40			
FOUL by Anderson, Cory	01:27			
	01:27	47-44	H 3	GOOD! FT SHOT by Howard, Brandon
	01:27	47-45	H 2	GOOD! FT SHOT by Howard, Brandon
GOOD! JUMPER by Andrews, Mark	01:24	49-45	H 4	
	01:14			MISSED JUMPER by Talley, Larry
REBOUND (DEF) by Young, Eliam	01:14			
	01:14			FOUL by Wiggins, Aaron
TIMEOUT 30sec	00:54			
	00:48			FOUL by Wiggins, Aaron
GOOD! FT SHOT by Blair, Jamichael	00:48	50-45	H 5	
GOOD! FT SHOT by Blair, Jamichael	00:48	51-45	H 6	
FOUL by Andrews, Mark	00:41			
	00:41	51-46	H 5	GOOD! FT SHOT by Norton, Courtney
	00:41	51-47	H 4	GOOD! FT SHOT by Norton, Courtney
MISSED JUMPER by Andrews, Mark	00:35			
REBOUND (OFF) by Jones, Reggie	00:35			
GOOD! JUMPER by Jones, Reggie	00:32	53-47	H 6	
	00:03			MISSED JUMPER by Howard, Brandon
BLOCK by Blair, Jamichael	00:03			

	00:02			REBOUND (OFF) by (TEAM)
	00:00	53-49	H 4	GOOD! JUMPER by Wiggins, Aaron
FOUL by Blair, Jamichael	00:00			
	00:00			ASSIST by Cole, Terry
	00:00			MISSED FT SHOT by Wiggins, Aaron
REBOUND (DEF) by Blair, Jamichael	00:00			

Austin East Roadrunners 53, Martin Luther 49

4th PERIOD Play-by-Play (Page 1)

HOME TEAM: Austin East Roadrunners	TIME	SCORE	MAR	VISITORS: Martin Luther
	07:32	53-49	H 4	TURNOVR by Talley, Larry
STEAL by Andrews, Mark	07:30			
GOOD! JUMPER by Jones, Reggie	07:27	55-49	H 6	
ASSIST by Andrews, Mark	07:24			
FOUL by Young, Eliam	07:15			
	07:15	55-50	H 5	GOOD! FT SHOT by Talley, Larry
	07:15	55-51	H 4	GOOD! FT SHOT by Talley, Larry
	07:08			FOUL by Norton, Courtney
GOOD! FT SHOT by Andrews, Mark	07:08	56-51	H 5	
MISSED FT SHOT by Andrews, Mark	07:08			
	07:08			REBOUND (DEF) by Wiggins, Aaron
	06:53	56-53	H 3	GOOD! JUMPER by Norton, Courtney
MISSED JUMPER by Blair, Brian	06:42			
REBOUND (OFF) by Young, Eliam	06:42			
GOOD! JUMPER by Young, Eliam	06:38	58-53	H 5	
	06:24			FOUL by Cole, Terry
	06:24			TURNOVR by Cole, Terry
GOOD! FT SHOT by Jones, Reggie	06:24	59-53	H 6	
GOOD! FT SHOT by Jones, Reggie	06:24	60-53	H 7	
	05:57			MISSED JUMPER by Norton, Courtney
	05:57			REBOUND (OFF) by Wiggins, Aaron
	05:55	60-55	H 5	GOOD! JUMPER by Wiggins, Aaron
GOOD! JUMPER by Blair, Brian	05:44	62-55	H 7	
	05:31	62-57	H 5	GOOD! JUMPER by Dunlap, Stanley
MISSED JUMPER by Blair, Brian	05:21			
	05:21			REBOUND (DEF) by Howard, Brandon
	05:10			FOUL by Howard, Brandon
	05:10			TURNOVR by Howard, Brandon
	05:10			TIMEOUT TEAM
MISSED JUMPER by Blair, Jamichael	05:08			
	05:08			REBOUND (DEF) by Dunlap, Stanley
FOUL by Jones, Reggie	04:47			
	04:47	62-58	H 4	GOOD! FT SHOT by Dunlap, Stanley
	04:47	62-59	H 3	GOOD! FT SHOT by Dunlap, Stanley
	03:31			FOUL by Cole, Terry
MISSED FT SHOT by Grimes, Al	03:31			
REBOUND (OFF) by (DEADBALL)	03:31			
GOOD! FT SHOT by Grimes, Al	03:31	63-59	H 4	
	03:20			TURNOVR by Howard, Brandon
	03:10			FOUL by Howard, Brandon
MISSED FT SHOT by Anderson, Cory	03:10			
REBOUND (OFF) by (DEADBALL)	03:10			
MISSED FT SHOT by Anderson, Cory	03:10			
REBOUND (OFF) by Young, Eliam	03:10			
GOOD! JUMPER by Young, Eliam	03:10	65-59	H 6	
	03:01	65-61	H 4	GOOD! JUMPER by Carter, Tracy
TIMEOUT TEAM	02:50			
	02:32			FOUL by Carter, Tracy
MISSED FT SHOT by Ballenger, Omar	02:32			
REBOUND (OFF) by (DEADBALL)	02:32			
MISSED FT SHOT by Ballenger, Omar	02:32			
REBOUND (OFF) by Anderson, Cory	02:32			
TURNOVR by Anderson, Cory	02:31			
	02:29			STEAL by Carter, Tracy
	02:28			TURNOVR by Carter, Tracy
STEAL by Grimes, Al	02:27			

4th PERIOD Play-by-Play (Page 2)

HOME TEAM: Austin East Roadrunners	TIME	SCORE	MAR	VISITORS: Martin Luther
TURNOVR by Young, Eliam	02:14			
	02:06			TURNOVR by Carter, Tracy
	02:02			FOUL by Hawkins, Andronicus
GOOD! FT SHOT by Blair, Jamichael	02:02	66-61	H 5	
GOOD! FT SHOT by Blair, Jamichael	02:02	67-61	H 6	
	01:42	67-63	H 4	GOOD! JUMPER by Talley, Larry
	01:42			ASSIST by Estes, Jack
GOOD! JUMPER by Anderson, Cory	01:16	69-63	H 6	
	01:02			MISSED JUMPER by Carter, Tracy
	01:02			REBOUND (OFF) by Talley, Larry
FOUL by Montgomery, Gary	01:01			
	01:01	69-64	H 5	GOOD! FT SHOT by Talley, Larry
	01:01	69-65	H 4	GOOD! FT SHOT by Talley, Larry
TURNOVR by Montgomery, Gary	00:55			
	00:53			STEAL by Hawkins, Andronicus
	00:50	69-67	H 2	GOOD! JUMPER by Hawkins, Andronicus
TIMEOUT 30sec	00:45			
	00:08			FOUL by Hawkins, Andronicus
GOOD! FT SHOT by Jones, Reggie	00:08	70-67	H 3	
MISSED FT SHOT by Jones, Reggie	00:08			
	00:08			REBOUND (DEF) by Wiggins, Aaron
	00:00			TURNOVR by Estes, Jack

Austin East Roadrunners 70, Martin Luther 67

Official Basketball Box Score -- GAME TOTALS -- FINAL STATISTICS
Austin East Roadrunners vs Booker T. Washington Warriors
03/17/01 5:00 PM at Murphy Athletic Center

VISITORS: Austin East Roadrunners 27-9

##	Player Name		TOT-FG FG-FGA	3-PT FG-FGA	FT-FTA	REBOUNDS OF	DE	TOT	PF	TP	A	TO	BLK	S	MIN
11	Grimes, Al.....	*	2-5	1-1	0-0	2	2	4	3	5	5	4	0	0	20
13	Bogus, Brian.....	*	1-2	1-1	0-2	2	1	3	0	3	0	1	0	0	6
25	Anderson, Cory.....	*	2-4	0-0	2-5	1	3	4	1	6	1	5	0	2	20
35	Jones, Reggie.....	*	4-7	0-0	2-2	6	8	14	1	10	0	4	0	2	23
41	Blair, Brian.....	*	6-15	3-6	0-0	3	1	4	0	15	1	1	1	1	19
03	Ballenger, Omar.....		1-1	1-1	2-2	0	0	0	0	5	1	2	0	2	9
05	Curry, Xavier.....		0-0	0-0	0-0	0	0	0	2	0	1	0	0	0	3
15	Montgomery, Gary....		0-7	0-2	0-0	1	0	1	0	0	0	0	0	1	10
22	Essie, Maurice.....		2-6	1-4	0-0	1	1	2	0	5	0	2	0	0	6
23	Andrews, Mark.....		0-2	0-2	2-2	0	0	0	1	2	1	1	0	0	5
31	Underwood, Tim.....		0-0	0-0	0-0	0	0	0	0	0	1	0	0	0	5
33	Blair, Jamichael....		4-6	0-0	1-4	1	3	4	0	9	0	2	1	0	16
44	Young, Eliam.....		2-6	2-3	1-2	1	2	3	2	7	2	3	0	0	18
	TEAM.....						5	5							
	Totals.....		24-61	9-20	10-19	18	26	44	10	67	13	25	2	8	160

TOTAL FG% 1st Half: 9-24 37.5% 2nd Half: 15-37 40.5% Game: 39.3% DEADB
3-Pt. FG% 1st Half: 2-6 33.3% 2nd Half: 7-14 50.0% Game: 45.0% REBS
F Throw % 1st Half: 6-13 46.2% 2nd Half: 4-6 66.7% Game: 52.6% 5

HOME TEAM: Booker T. Washington Warriors 34-2

##	Player Name		TOT-FG FG-FGA	3-PT FG-FGA	FT-FTA	REBOUNDS OF	DE	TOT	PF	TP	A	TO	BLK	S	MIN
15	Moy, Taurean.....	*	6-19	1-12	0-1	0	2	2	0	13	2	3	0	1	26
22	Allen, Andre.....	*	10-17	4-6	2-2	3	2	5	4	26	8	5	0	4	30
30	Barr, Tim.....	*	6-13	1-3	0-0	1	1	2	2	13	2	1	0	3	29
51	Buluu, Rasuul.....	*	10-13	0-0	1-2	4	8	12	2	21	2	1	1	3	29
52	Sharif, Yusuf.....	*	1-2	0-0	0-0	2	5	7	4	2	1	1	3	2	28
10	Hooper, James.....		0-3	0-3	0-0	0	1	1	0	0	0	0	0	1	5
23	Hurst, Marcello.....		1-2	0-1	2-2	0	1	1	1	4	1	4	0	1	10
42	Coleman, DeMarco....		0-0	0-0	0-0	0	0	0	0	0	0	0	0	0	1
45	Gardner, Douglas....		0-0	0-0	0-0	0	0	0	0	0	0	1	0	1	3
	TEAM.....					1	3	4							
	Totals.....		34-69	6-25	5-7	11	23	34	13	79	16	16	4	16	161

TOTAL FG% 1st Half: 21-36 58.3% 2nd Half: 13-33 39.4% Game: 49.3% DEADB
3-Pt. FG% 1st Half: 5-14 35.7% 2nd Half: 1-11 9.1% Game: 24.0% REBS
F Throw % 1st Half: 2-3 66.7% 2nd Half: 3-4 75.0% Game: 71.4% 0

Officials:
Technical fouls: Austin East Roadrunners-None. Booker T. Washington Warriors-None.
Attendance:

Score by Periods	1st	2nd	3rd	4th		Total
Austin East Roadrunners.....	13	13	22	19	-	67
Booker T. Washington Warriors.	28	21	18	12	-	79

All Tourney Team: Eugene Tally, Aaron Wiggins, Cory Anderson, Justin Hayse, Tim Barr, Larry Tally, Taurean Moy, Brian Blair, Rasuul Buluu, and MVP Andre Allen. BTW set a tournament record for most three point FGM in a tourney with 34.

1st PERIOD Play-by-Play (Page 1)

HOME TEAM: Booker T. Washington Warri	TIME	SCORE	MAR	VISITORS: Austin East Roadrunners
GOOD! JUMPER by Moy, Taurean	07:57	2-0	H 2	
	07:27			MISSED 3 PTR by Blair, Brian
REBOUND (DEF) by Sharif, Yusuf	07:27			
MISSED 3 PTR by Moy, Taurean	07:22			
	07:22			REBOUND (DEF) by Grimes, Al
	07:15			MISSED JUMPER by Grimes, Al
	07:15			REBOUND (OFF) by Jones, Reggie
	07:12			MISSED JUMPER by Jones, Reggie
REBOUND (DEF) by Sharif, Yusuf	07:12			
MISSED JUMPER by Barr, Tim	07:08			
	07:08			REBOUND (DEF) by Jones, Reggie
	06:56			TURNOVR by Jones, Reggie
STEAL by Buluu, Rasuul	06:54			
TURNOVR by Moy, Taurean	06:45			
	06:44			STEAL by Anderson, Cory
FOUL by Buluu, Rasuul	06:40			
	06:40			MISSED FT SHOT by Bogus, Brian
	06:40			REBOUND (OFF) by (DEADBALL)
	06:40			MISSED FT SHOT by Bogus, Brian
REBOUND (DEF) by Buluu, Rasuul	06:40			
GOOD! 3 PTR by Allen, Andre	06:31	5-0	H 5	
	06:13	5-2	H 3	GOOD! JUMPER by Anderson, Cory
	06:13			ASSIST by Grimes, Al
GOOD! 3 PTR by Allen, Andre	06:01	8-2	H 6	
	05:46	8-4	H 4	GOOD! JUMPER by Blair, Brian
GOOD! JUMPER by Barr, Tim	05:38	10-4	H 6	
ASSIST by Allen, Andre	05:38			
	05:18	10-6	H 4	GOOD! JUMPER by Jones, Reggie
	05:13			ASSIST by Blair, Brian
MISSED JUMPER by Allen, Andre	05:05			
REBOUND (OFF) by Allen, Andre	05:05			
GOOD! JUMPER by Buluu, Rasuul	04:49	12-6	H 6	
ASSIST by Barr, Tim	04:49			
	04:38			TURNOVR by Grimes, Al
	04:29			FOUL by Grimes, Al
GOOD! 3 PTR by Allen, Andre	04:24	15-6	H 9	
ASSIST by Barr, Tim	04:24			
	04:07	15-9	H 6	GOOD! 3 PTR by Blair, Brian
	04:07			ASSIST by Grimes, Al
TIMEOUT 30sec	04:02			
GOOD! 3 PTR by Barr, Tim	03:42	18-9	H 9	
ASSIST by Moy, Taurean	03:42			
	03:23			MISSED JUMPER by Anderson, Cory
	03:23			REBOUND (OFF) by Jones, Reggie
	03:20	18-11	H 7	GOOD! JUMPER by Jones, Reggie
GOOD! JUMPER by Buluu, Rasuul	03:05	20-11	H 9	
ASSIST by Sharif, Yusuf	03:05			
	02:50			MISSED JUMPER by Montgomery, Gary
REBOUND (DEF) by Barr, Tim	02:50			
MISSED 3 PTR by Moy, Taurean	02:42			
REBOUND (OFF) by Buluu, Rasuul	02:42			
GOOD! JUMPER by Buluu, Rasuul	02:39	22-11	H 11	
	02:21			MISSED 3 PTR by Montgomery, Gary
REBOUND (DEF) by Buluu, Rasuul	02:21			
FOUL by Barr, Tim	02:10			
TURNOVR by Barr, Tim	02:10			

1st PERIOD Play-by-Play (Page 2)

HOME TEAM: Booker T. Washington Warri	TIME	SCORE	MAR	VISITORS: Austin East Roadrunners
	01:56			TURNOVR by Anderson, Cory
STEAL by Allen, Andre	01:54			
GOOD! JUMPER by Moy, Taurean	01:52	24-11	H 13	
ASSIST by Allen, Andre	01:52			

	01:49			FOUL by Grimes, Al
MISSED FT SHOT by Moy, Taurean	01:49			
	01:49			REBOUND (DEF) by Jones, Reggie
	01:16			TURNOVR by Essie, Maurice
STEAL by Buluu, Rasuul	01:14			
GOOD! JUMPER by Moy, Taurean	01:12	26-11	H 15	
ASSIST by Buluu, Rasuul	01:12			
	01:09			TIMEOUT 30sec
	01:01			TURNOVR by Blair, Jamichael
GOOD! JUMPER by Moy, Taurean	00:28	28-11	H 17	
FOUL by Sharif, Yusuf	00:11			
	00:11			MISSED FT SHOT by Blair, Jamichael
	00:11			REBOUND (OFF) by (DEADBALL)
	00:11			MISSED FT SHOT by Blair, Jamichael
REBOUND (DEF) by Moy, Taurean	00:11			
TURNOVR by Allen, Andre	00:06			
	00:05			STEAL by Ballenger, Omar
FOUL by Allen, Andre	00:04			
	00:04	28-12	H 16	GOOD! FT SHOT by Ballenger, Omar
	00:04	28-13	H 15	GOOD! FT SHOT by Ballenger, Omar

Booker T. Washington Warriors 28, Austin East Roadrunners 13

2nd PERIOD Play-by-Play (Page 1)

HOME TEAM: Booker T. Washington Warri	TIME	SCORE	MAR	VISITORS: Austin East Roadrunners
	07:47			TURNOVR by Anderson, Cory
STEAL by Sharif, Yusuf	07:46			
MISSED JUMPER by Moy, Taurean	07:42			
	07:42			REBOUND (DEF) by Anderson, Cory
	07:36			TURNOVR by Young, Eliam
GOOD! JUMPER by Buluu, Rasuul	07:14	30-13	H 17	
	06:49			TURNOVR by Jones, Reggie
STEAL by Moy, Taurean	06:48			
TURNOVR by Moy, Taurean	06:46			
	06:44			STEAL by Jones, Reggie
	06:42	30-15	H 15	GOOD! JUMPER by Anderson, Cory
	06:42			ASSIST by Andrews, Mark
FOUL by Sharif, Yusuf	06:42			
	06:42			MISSED FT SHOT by Anderson, Cory
REBOUND (DEF) by Buluu, Rasuul	06:42			
GOOD! JUMPER by Allen, Andre	06:33	32-15	H 17	
	06:19			MISSED JUMPER by Anderson, Cory
	06:19			REBOUND (OFF) by Anderson, Cory
	06:13			TURNOVR by Anderson, Cory
MISSED JUMPER by Allen, Andre	06:11			
REBOUND (OFF) by Barr, Tim	06:11			
GOOD! JUMPER by Barr, Tim	06:08	34-15	H 19	
	05:53			TURNOVR by Jones, Reggie
MISSED 3 PTR by Allen, Andre	05:47			
	05:47			BLOCK by Blair, Brian
	05:44			REBOUND (DEF) by Blair, Jamichael
	05:36			MISSED JUMPER by Montgomery, Gary
	05:36			REBOUND (OFF) by Blair, Brian
	05:34			MISSED JUMPER by Montgomery, Gary
	05:34			REBOUND (OFF) by Blair, Jamichael
FOUL by Barr, Tim	05:32			
	05:32			TURNOVR by Anderson, Cory
STEAL by Barr, Tim	05:32			
MISSED 3 PTR by Barr, Tim	05:26			
	05:26			REBOUND (DEF) by (TEAM)
	05:05			TURNOVR by Andrews, Mark
STEAL by Allen, Andre	05:03			
GOOD! JUMPER by Allen, Andre	05:02	36-15	H 21	
	04:47			MISSED 3 PTR by Andrews, Mark
REBOUND (DEF) by (TEAM)	04:47			
TURNOVR by Gardner, Douglas	04:46			

	04:46			STEAL by Montgomery, Gary
	04:37	36-17	H 19	GOOD! JUMPER by Blair, Brian
GOOD! 3 PTR by Allen, Andre	04:34	39-17	H 22	
ASSIST by Moy, Taurean	04:34			
	04:24			TURNOVR by Jones, Reggie
STEAL by Gardner, Douglas	04:24			
MISSED 3 PTR by Hooper, James	04:04			
	04:04			REBOUND (DEF) by (TEAM)
	03:48			TURNOVR by Blair, Jamichael
MISSED 3 PTR by Moy, Taurean	03:37			
	03:37			REBOUND (DEF) by Blair, Brian
	03:25			TURNOVR by Anderson, Cory
STEAL by Hooper, James	03:23			
TURNOVR by Hurst, Marcello	03:18			
	03:17			STEAL by Anderson, Cory

2nd PERIOD Play-by-Play (Page 2)

HOME TEAM: Booker T. Washington Warri	TIME	SCORE	MAR	VISITORS: Austin East Roadrunners
	03:12			MISSED JUMPER by Blair, Brian
BLOCK by Sharif, Yusuf	03:12			
	03:10			REBOUND (OFF) by Blair, Brian
	03:07	39-19	H 20	GOOD! JUMPER by Blair, Brian
MISSED 3 PTR by Moy, Taurean	02:57			
REBOUND (OFF) by Sharif, Yusuf	02:57			
GOOD! JUMPER by Sharif, Yusuf	02:53	41-19	H 22	
	02:41			TURNOVR by Blair, Brian
MISSED JUMPER by Allen, Andre	02:39			
	02:39			REBOUND (DEF) by Anderson, Cory
	02:32			MISSED JUMPER by Blair, Brian
REBOUND (DEF) by Hurst, Marcello	02:32			
FOUL by Hurst, Marcello	02:26			
TURNOVR by Hurst, Marcello	02:26			
	02:26	41-20	H 21	GOOD! FT SHOT by Anderson, Cory
	02:26			MISSED FT SHOT by Anderson, Cory
REBOUND (DEF) by Allen, Andre	02:26			
MISSED 3 PTR by Moy, Taurean	02:21			
	02:21			REBOUND (DEF) by Young, Eliam
	02:18			TURNOVR by Young, Eliam
STEAL by Hurst, Marcello	02:16			
MISSED 3 PTR by Hurst, Marcello	02:11			
	02:11			REBOUND (DEF) by Jones, Reggie
FOUL by Allen, Andre	02:09			
TIMEOUT 30sec	02:09			
	02:09	41-21	H 20	GOOD! FT SHOT by Jones, Reggie
	02:09	41-22	H 19	GOOD! FT SHOT by Jones, Reggie
GOOD! JUMPER by Hurst, Marcello	01:56	43-22	H 21	
	01:47			MISSED JUMPER by Young, Eliam
	01:47			REBOUND (OFF) by Young, Eliam
FOUL by Sharif, Yusuf	01:38			
	01:38			MISSED FT SHOT by Anderson, Cory
	01:38			REBOUND (OFF) by (DEADBALL)
	01:38	43-23	H 20	GOOD! FT SHOT by Anderson, Cory
MISSED JUMPER by Allen, Andre	01:17			
REBOUND (OFF) by Allen, Andre	01:17			
	01:11			FOUL by Anderson, Cory
GOOD! FT SHOT by Allen, Andre	01:11	44-23	H 21	
GOOD! FT SHOT by Allen, Andre	01:11	45-23	H 22	
	01:00			MISSED 3 PTR by Montgomery, Gary
REBOUND (DEF) by Buluu, Rasuul	01:00			
GOOD! JUMPER by Buluu, Rasuul	00:52	47-23	H 24	
ASSIST by Allen, Andre	00:52			
	00:32	47-26	H 21	GOOD! 3 PTR by Essie, Maurice
	00:32			ASSIST by Grimes, Al
TURNOVR by Hurst, Marcello	00:20			
	00:12			MISSED JUMPER by Essie, Maurice
REBOUND (DEF) by Allen, Andre	00:12			
GOOD! JUMPER by Buluu, Rasuul	00:04	49-26	H 23	

ASSIST by Allen, Andre 00:04

Booker T. Washington Warriors 49, Austin East Roadrunners 26

3rd PERIOD Play-by-Play (Page 1)

HOME TEAM: Booker T. Washington Warri	TIME	SCORE	MAR	VISITORS: Austin East Roadrunners
	07:46	49-26	H 23	MISSED 3 PTR by Essie, Maurice
	07:46			REBOUND (OFF) by Blair, Brian
	07:42			MISSED JUMPER by Blair, Brian
BLOCK by Buluu, Rasuul	07:42			
REBOUND (DEF) by Moy, Taurean	07:39			
MISSED 3 PTR by Moy, Taurean	07:34			
REBOUND (OFF) by Buluu, Rasuul	07:34			
MISSED JUMPER by Sharif, Yusuf	07:29			
	07:29			REBOUND (DEF) by Jones, Reggie
	07:19			MISSED 3 PTR by Blair, Brian
	07:19			REBOUND (OFF) by Grimes, Al
	07:16			MISSED JUMPER by Grimes, Al
	07:16			REBOUND (OFF) by Jones, Reggie
	07:14			MISSED JUMPER by Jones, Reggie
	07:14			REBOUND (OFF) by Essie, Maurice
	07:07	49-28	H 21	GOOD! JUMPER by Essie, Maurice
GOOD! 3 PTR by Moy, Taurean	06:53	52-28	H 24	
ASSIST by Allen, Andre	06:53			
	06:37			MISSED 3 PTR by Essie, Maurice
REBOUND (DEF) by (TEAM)	06:37			
MISSED JUMPER by Allen, Andre	06:28			
REBOUND (OFF) by (TEAM)	06:28			
MISSED 3 PTR by Moy, Taurean	06:23			
	06:23			REBOUND (DEF) by Jones, Reggie
	06:16			TURNOVR by Grimes, Al
STEAL by Barr, Tim	06:15			
MISSED JUMPER by Barr, Tim	06:12			
	06:12			REBOUND (DEF) by Essie, Maurice
	06:08			TURNOVR by Grimes, Al
STEAL by Barr, Tim	06:07			
GOOD! JUMPER by Barr, Tim	06:05	54-28	H 26	
	05:52			MISSED 3 PTR by Blair, Brian
REBOUND (DEF) by Hooper, James	05:52			
MISSED 3 PTR by Hooper, James	05:36			
REBOUND (OFF) by Sharif, Yusuf	05:36			
MISSED 3 PTR by Moy, Taurean	05:06			
	05:06			REBOUND (DEF) by Bogus, Brian
	05:02			TURNOVR by Essie, Maurice
TURNOVR by Allen, Andre	04:52			
	04:30			MISSED JUMPER by Blair, Brian
	04:30			REBOUND (OFF) by Bogus, Brian
	04:25			MISSED JUMPER by Bogus, Brian
BLOCK by Sharif, Yusuf	04:25			
	04:23			REBOUND (OFF) by Bogus, Brian
	04:21			TURNOVR by Bogus, Brian
STEAL by Sharif, Yusuf	04:19			
GOOD! JUMPER by Allen, Andre	04:13	56-28	H 28	
	03:58	56-31	H 25	GOOD! 3 PTR by Bogus, Brian
	03:58			ASSIST by Grimes, Al
GOOD! JUMPER by Allen, Andre	03:42	58-31	H 27	
	03:32	58-34	H 24	GOOD! 3 PTR by Blair, Brian
TIMEOUT TEAM	03:21			
MISSED 3 PTR by Moy, Taurean	03:03			
	03:03			REBOUND (DEF) by Anderson, Cory
	02:57	58-36	H 22	GOOD! JUMPER by Grimes, Al
	02:50			ASSIST by Anderson, Cory

3rd PERIOD Play-by-Play (Page 2)

HOME TEAM: Booker T. Washington Warri	TIME	SCORE	MAR	VISITORS: Austin East Roadrunners
GOOD! JUMPER by Allen, Andre	02:48	60-36	H 24	

	02:42			MISSED JUMPER by Grimes, Al
	02:42			REBOUND (OFF) by Grimes, Al
	02:39			TURNOVR by Grimes, Al
STEAL by Allen, Andre	02:38			
TURNOVR by Moy, Taurean	02:35			
	02:25	60-39	H 21	GOOD! 3 PTR by Young, Eliam
TURNOVR by Allen, Andre	02:01			
	01:45			MISSED JUMPER by Blair, Jamichael
	01:45			REBOUND (OFF) by Montgomery, Gary
	01:41			MISSED JUMPER by Montgomery, Gary
REBOUND (DEF) by Sharif, Yusuf	01:41			
MISSED JUMPER by Buluu, Rasuul	01:33			
REBOUND (OFF) by Buluu, Rasuul	01:33			
GOOD! JUMPER by Buluu, Rasuul	01:30	62-39	H 23	
	01:15	62-42	H 20	GOOD! 3 PTR by Young, Eliam
	01:15			ASSIST by Grimes, Al
GOOD! JUMPER by Buluu, Rasuul	01:02	64-42	H 22	
ASSIST by Allen, Andre	01:02			
	00:47	64-45	H 19	GOOD! 3 PTR by Grimes, Al
	00:47			ASSIST by Underwood, Tim
	00:34			FOUL by Curry, Xavier
GOOD! FT SHOT by Buluu, Rasuul	00:34	65-45	H 20	
MISSED FT SHOT by Buluu, Rasuul	00:34			
	00:34			REBOUND (DEF) by Blair, Jamichael
	00:22			MISSED JUMPER by Young, Eliam
REBOUND (DEF) by Buluu, Rasuul	00:22			
	00:21			FOUL by Young, Eliam
TURNOVR by Hurst, Marcello	00:12			
	00:12			STEAL by Ballenger, Omar
	00:00	65-48	H 17	GOOD! 3 PTR by Ballenger, Omar
GOOD! JUMPER by Buluu, Rasuul	00:00	67-48	H 19	
ASSIST by Allen, Andre	00:00			

Booker T. Washington Warriors 67, Austin East Roadrunners 48

4th PERIOD Play-by-Play (Page 1)

HOME TEAM: Booker T. Washington Warri	TIME	SCORE	MAR	VISITORS: Austin East Roadrunners
MISSED JUMPER by Barr, Tim	07:53	67-48	H 19	
REBOUND (OFF) by Buluu, Rasuul	07:53			
MISSED JUMPER by Buluu, Rasuul	07:48			
REBOUND (OFF) by Allen, Andre	07:48			
TURNOVR by Allen, Andre	07:45			
	07:39			MISSED 3 PTR by Young, Eliam
BLOCK by Sharif, Yusuf	07:39			
	07:37			REBOUND (OFF) by Jones, Reggie
	07:33	67-50	H 17	GOOD! JUMPER by Jones, Reggie
GOOD! JUMPER by Allen, Andre	07:18	69-50	H 19	
	07:04	69-52	H 17	GOOD! JUMPER by Blair, Jamichael
	07:04			ASSIST by Curry, Xavier
	06:59			FOUL by Curry, Xavier
MISSED 3 PTR by Allen, Andre	06:34			
	06:34			REBOUND (DEF) by (TEAM)
TIMEOUT TEAM	06:33			
	06:15			TURNOVR by Ballenger, Omar
STEAL by Allen, Andre	06:13			
MISSED 3 PTR by Moy, Taurean	06:06			
	06:06			REBOUND (DEF) by Jones, Reggie
FOUL by Sharif, Yusuf	06:03			
	05:47			MISSED JUMPER by Blair, Jamichael
REBOUND (DEF) by Sharif, Yusuf	05:47			
MISSED JUMPER by Barr, Tim	05:41			
	05:41			REBOUND (DEF) by (TEAM)
	05:28			MISSED 3 PTR by Essie, Maurice
REBOUND (DEF) by Buluu, Rasuul	05:28			
MISSED JUMPER by Moy, Taurean	05:08			
	05:08			BLOCK by Blair, Jamichael
	05:07			REBOUND (DEF) by Grimes, Al

FOUL by Allen, Andre	05:05			
	05:05			MISSED FT SHOT by Young, Eliam
	05:05			REBOUND (OFF) by (DEADBALL)
	05:05	69-53	H 16	GOOD! FT SHOT by Young, Eliam
	04:56			FOUL by Young, Eliam
	04:39			FOUL by Grimes, Al
GOOD! JUMPER by Barr, Tim	04:35	71-53	H 18	
	04:15	71-55	H 16	GOOD! JUMPER by Blair, Jamichael
MISSED JUMPER by Buluu, Rasuul	04:01			
	04:01			REBOUND (DEF) by Jones, Reggie
	03:52			MISSED JUMPER by Montgomery, Gary
	03:52			REBOUND (OFF) by Jones, Reggie
	03:48			MISSED JUMPER by Jones, Reggie
REBOUND (DEF) by Sharif, Yusuf	03:48			
TURNOVR by Sharif, Yusuf	03:44			
	03:43			STEAL by Blair, Brian
	03:38			MISSED JUMPER by Blair, Brian
REBOUND (DEF) by Buluu, Rasuul	03:38			
MISSED 3 PTR by Barr, Tim	03:31			
	03:31			REBOUND (DEF) by Young, Eliam
	03:26			MISSED JUMPER by Blair, Brian
REBOUND (DEF) by (TEAM)	03:26			
TURNOVR by Allen, Andre	03:12			
	03:11			STEAL by Jones, Reggie
	03:07			TURNOVR by Ballenger, Omar
MISSED 3 PTR by Hooper, James	02:57			

4th PERIOD Play-by-Play (Page 2)

HOME TEAM: Booker T. Washington Warri	TIME	SCORE	MAR	VISITORS: Austin East Roadrunners
	02:57			REBOUND (DEF) by Jones, Reggie
	02:47			MISSED JUMPER by Young, Eliam
REBOUND (DEF) by Buluu, Rasuul	02:47			
TURNOVR by Buluu, Rasuul	02:42			
	02:37	71-58	H 13	GOOD! 3 PTR by Blair, Brian
	02:37			ASSIST by Ballenger, Omar
	02:27			TIMEOUT 30sec
MISSED 3 PTR by Moy, Taurean	02:13			
	02:13			REBOUND (DEF) by Blair, Jamichael
	01:55			TURNOVR by Young, Eliam
STEAL by Buluu, Rasuul	01:52			
GOOD! JUMPER by Moy, Taurean	01:50	73-58	H 15	
ASSIST by Buluu, Rasuul	01:47			
FOUL by Allen, Andre	01:40			
	01:40			MISSED FT SHOT by Blair, Jamichael
	01:40			REBOUND (OFF) by (DEADBALL)
	01:40	73-59	H 14	GOOD! FT SHOT by Blair, Jamichael
	01:17			FOUL by Andrews, Mark
MISSED JUMPER by Barr, Tim	01:07			
	01:07			REBOUND (DEF) by (TEAM)
FOUL by Buluu, Rasuul	00:57			
	00:57	73-60	H 13	GOOD! FT SHOT by Andrews, Mark
	00:57	73-61	H 12	GOOD! FT SHOT by Andrews, Mark
	00:52			FOUL by Jones, Reggie
GOOD! FT SHOT by Hurst, Marcello	00:52	74-61	H 13	
GOOD! FT SHOT by Hurst, Marcello	00:52	75-61	H 14	
	00:41	75-63	H 12	GOOD! JUMPER by Blair, Jamichael
	00:41			ASSIST by Young, Eliam
GOOD! JUMPER by Buluu, Rasuul	00:34	77-63	H 14	
ASSIST by Hurst, Marcello	00:34			
	00:21	77-65	H 12	GOOD! JUMPER by Blair, Jamichael
	00:21			ASSIST by Young, Eliam
GOOD! JUMPER by Barr, Tim	00:16	79-65	H 14	
ASSIST by Allen, Andre	00:16			
	00:06			MISSED 3 PTR by Andrews, Mark
	00:06			REBOUND (OFF) by Jones, Reggie
	00:02	79-67	H 12	GOOD! JUMPER by Jones, Reggie

Booker T. Washington Warriors 79, Austin East Roadrunners 67

2000 Class AA State Boys' Basketball Tournament

March 14 - March 18, 2000 · Murphy Center - MTSU - Murfreesboro, TN

Game 1
Thu. Mar. 16 11:00 AM

N. MLK (21-13)	65
Chattanooga Central (26-6)	49

Game 2
Thu. Mar. 16 12:45 PM

Austin-East (32-2)	89
Booker T. Washington (23-11)	80

Game 3
Thu. Mar. 16 2:00 PM

David Lipscomb (28-3)	64
Howard (23-13)	46

Game 4
Thu. Mar. 16 5:15 PM

Ridgeway (27-6)	42
Knoxville Fulton (27-8)	35

Game 5
Fri. Mar. 17 2:30 PM

N. MLK	58
Austin-East	64

Game 6
Fri. Mar. 17 5:15 PM

David Lipscomb	34
Ridgeway	41

Game 7
Sat. Mar. 18 5:00 PM

Austin-East	57
Ridgeway	66

Ridgeway
STATE CHAMPION

Official Basketball Box Score -- GAME TOTALS -- FINAL STATISTICS
Booker T. Washington Warriors vs Austin East Roadrunners
03/16/00 12:45 PM at Murphy Center Murfreesboro, TN

VISITORS: Booker T. Washington Warriors 23-12

##	Player Name		TOT-FG FG-FGA	3-PT FG-FGA	FT-FTA	REBOUNDS OF	DE	TOT	PF	TP	A	TO	BLK	S	MIN
15	Moy, Taurean.....	*	11-18	5-9	3-5	1	1	2	2	30	0	5	2	4	36
30	McNeil, Eric.....	*	3-7	1-4	5-6	2	2	4	5	12	4	2	0	1	32
40	Gardner, Douglas....	*	0-9	0-4	2-6	4	7	11	4	2	4	2	0	3	27
43	Tucker, Laquinton...	*	7-15	0-0	0-1	5	3	8	5	14	3	7	0	0	33
51	Davis, Shawn.....	*	5-11	0-0	9-13	4	6	10	5	19	1	2	2	1	36
20	Hurst, Marchello....		0-1	0-0	2-2	0	1	1	3	2	0	2	0	1	9
22	Benton, Markenis....		0-0	0-0	0-0	0	0	0	0	0	0	0	0	0	1
24	Parham, Jeremy.....		0-1	0-0	0-0	0	0	0	1	0	0	2	0	0	2
41	Buluu, Rasuul.....		0-1	0-0	0-0	0	0	0	0	0	0	0	0	0	0+
45	Bowdery, Eric.....		0-1	0-0	1-2	0	0	0	1	1	0	1	1	1	4
52	Brooks, Mario.....		0-0	0-0	0-0	0	0	0	0	0	0	0	0	0	0+
	TEAM.....					3	3	6				1			
	Totals.....		26-64	6-17	22-35	19	23	42	26	80	12	24	5	11	180

TOTAL FG%	1st Half: 13-31 41.9%	2nd Half: 13-26 50.0%	OT: 0-7 0.0%	Game: 40.6%	DEADB
3-Pt. FG%	1st Half: 3-10 30.0%	2nd Half: 3-6 50.0%	OT: 0-1 0.0%	Game: 35.3%	REBS
F Throw %	1st Half: 8-12 66.7%	2nd Half: 12-17 70.6%	OT: 2-6 33.3%	Game: 62.9%	7

HOME TEAM: Austin East Roadrunners 33-2

##	Player Name		TOT-FG FG-FGA	3-PT FG-FGA	FT-FTA	REBOUNDS OF	DE	TOT	PF	TP	A	TO	BLK	S	MIN
10	Beal, Larry.....	*	2-5	0-0	0-0	2	2	4	3	4	3	4	0	0	20
13	Hale, Howard.....	*	3-7	1-2	3-8	2	1	3	4	10	7	5	1	2	33
22	McMillan, Jay.....	*	7-16	0-4	2-5	3	6	9	4	16	1	2	1	7	26
25	Anderon, Cory.....	*	3-5	0-1	2-4	1	3	4	3	8	1	0	0	1	19
33	Blair, Jamichael....	*	8-13	0-0	3-7	4	6	10	5	19	1	2	0	1	29
03	Smith, James.....		2-5	2-3	2-4	0	1	1	2	8	6	3	0	1	18
05	Davis, Bilal.....		7-15	5-11	5-6	0	1	1	2	24	3	4	0	3	29
31	Jackson, Sidney.....		0-0	0-0	0-0	2	3	5	3	0	0	0	0	0	6
44	Young, Eliam.....		0-0	0-0	0-0	0	0	0	0	0	0	0	0	0	0+
	TEAM.....					5	3	8				1			
	Totals.....		32-66	8-21	17-34	19	26	45	26	89	22	21	2	15	180

TOTAL FG%	1st Half: 16-31 51.6%	2nd Half: 14-31 45.2%	OT: 2-4 50.0%	Game: 48.5%	DEADB
3-Pt. FG%	1st Half: 5-14 35.7%	2nd Half: 3-7 42.9%	OT: 0-0 0.0%	Game: 38.1%	REBS
F Throw %	1st Half: 2-5 40.0%	2nd Half: 8-13 61.5%	OT: 7-16 43.8%	Game: 50.0%	9

Officials:
Technical fouls: Booker T. Washington Warriors-None. Austin East Roadrunners-, TEAM.
Attendance:

Score by Periods	1st	2nd	3rd	4th	OT		Total
Booker T. Washington Warriors.	20	17	16	25	2	-	80
Austin East Roadrunners.....	15	24	16	23	11	-	89

Official Basketball Box Score -- 1st Half
Booker T. Washington Warriors vs Austin East Roadrunners
03/16/00 12:45 PM at Murphy Center Murfreesboro, TN

VISITORS: Booker T. Washington Warriors

##	Player Name		TOT-FG FG-FGA	3-PT FG-FGA	FT-FTA	REBOUNDS OF	DE	TOT	PF	TP	A	TO	BLK	S	MIN
15	Moy, Taurean.....	*	5-7	2-4	0-0	0	1	1	0	12	0	2	0	3	16
30	McNeil, Eric.....	*	2-6	1-4	2-2	1	2	3	2	7	1	1	0	1	16
40	Gardner, Douglas....	*	0-3	0-2	1-2	0	2	2	3	1	1	0	0	1	12
43	Tucker, Laquinton...	*	4-7	0-0	0-0	3	1	4	1	8	2	4	0	0	16
51	Davis, Shawn.....	*	2-7	0-0	4-6	2	3	5	1	8	1	1	0	0	16
45	Bowdery, Eric.....		0-1	0-0	1-2	0	0	0	1	1	0	1	1	1	4
	TEAM.....						1	1							
	Totals.....		13-31	3-10	8-12	6	10	16	8	37	5	9	1	6	80

TOTAL FG% 1st Half: 13-31 41.9% 2nd Half: 0-0 0.0% Game: 41.9% DEADB
3-Pt. FG% 1st Half: 3-10 30.0% 2nd Half: 0-0 0.0% Game: 30.0% REBS
F Throw % 1st Half: 8-12 66.7% 2nd Half: 0-0 0.0% Game: 66.7% 2

HOME TEAM: Austin East Roadrunners

##	Player Name		TOT-FG FG-FGA	3-PT FG-FGA	FT-FTA	REBOUNDS OF	DE	TOT	PF	TP	A	TO	BLK	S	MIN
10	Beal, Larry.....	*	1-2	0-0	0-0	1	2	3	1	2	3	1	0	0	10
13	Hale, Howard.....	*	3-4	1-1	0-0	0	0	0	0	7	4	4	0	0	13
22	McMillan, Jay.....	*	3-8	0-3	0-1	1	1	2	2	6	0	1	0	1	8
25	Anderon, Cory.....	*	2-4	0-1	1-2	0	1	1	2	5	0	0	0	0	12
33	Blair, Jamichael....	*	3-3	0-0	1-2	1	4	5	0	7	1	2	0	1	13
03	Smith, James.....		1-2	1-2	0-0	0	1	1	1	3	3	2	0	1	8
05	Davis, Bilal.....		3-8	3-7	0-0	0	1	1	2	9	1	1	0	1	12
31	Jackson, Sidney.....		0-0	0-0	0-0	2	2	4	2	0	0	0	0	0	4
	TEAM.....					2	2	4							
	Totals.....		16-31	5-14	2-5	7	14	21	10	39	12	11	0	4	80

TOTAL FG% 1st Half: 16-31 51.6% 2nd Half: 0-0 0.0% Game: 51.6% DEADB
3-Pt. FG% 1st Half: 5-14 35.7% 2nd Half: 0-0 0.0% Game: 35.7% REBS
F Throw % 1st Half: 2-5 40.0% 2nd Half: 0-0 0.0% Game: 40.0% 1

Officials:
Technical fouls: Booker T. Washington Warriors-None. Austin East Roadrunners-None.
Attendance:

Score by Periods	1st	2nd		Total
Booker T. Washington Warriors.	20	17	-	37
Austin East Roadrunners.....	15	24	-	39

Official Basketball Box Score -- GAME TOTALS -- FINAL STATISTICS
Austin East Roadrunners vs Martin Luther King Royals
03/17/00 2:30 PM at Murphy Center Murfreesboro, TN

VISITORS: Austin East Roadrunners 34-2

##	Player Name		TOT-FG FG-FGA	3-PT FG-FGA	FT-FTA	REBOUNDS OF	DE	TOT	PF	TP	A	TO	BLK	S	MIN
10	Beal, Larry.....	*	2-4	0-0	0-4	0	1	1	1	4	1	2	0	2	17
13	Hale, Howard.....	*	2-8	0-3	3-4	2	2	4	2	7	1	4	0	2	25
22	McMillan, Jay.....	*	7-16	2-5	1-3	0	7	7	4	17	2	5	3	2	26
31	Jackson, Sidney.....	*	2-4	0-0	1-3	4	1	5	2	5	0	2	0	1	11
33	Blair, Jamichael....	*	5-7	0-0	0-0	2	3	5	2	10	1	4	2	3	24
03	Smith, James.....		1-2	1-2	1-4	0	1	1	1	4	6	1	0	2	20
05	Davis, Bilal.....		0-3	0-1	1-2	1	0	1	1	1	0	1	0	0	11
11	Grimes, Al.....		0-0	0-0	0-0	0	0	0	0	0	0	0	0	0	0+
23	Price, Courtney.....		0-1	0-1	0-0	0	0	0	0	0	1	0	0	0	3
25	Anderon, Cory.....		4-6	0-0	5-6	1	1	2	3	13	0	0	3	2	18
35	Jones, Reggie.....		0-0	0-0	0-0	0	0	0	0	0	0	0	0	0	1
44	Young, Eliam.....		1-1	1-1	0-0	0	0	0	0	3	1	0	0	0	4
	TEAM.....					1		1							
	Totals.....		24-52	4-13	12-26	11	16	27	16	64	13	19	8	14	160

TOTAL FG%	1st Half: 11-30	36.7%	2nd Half: 13-22	59.1%	Game: 46.2%	DEADB
3-Pt. FG%	1st Half: 1-6	16.7%	2nd Half: 3-7	42.9%	Game: 30.8%	REBS
F Throw %	1st Half: 6-13	46.2%	2nd Half: 6-13	46.2%	Game: 46.2%	8

HOME TEAM: Martin Luther King Royals 22-14

##	Player Name		TOT-FG FG-FGA	3-PT FG-FGA	FT-FTA	REBOUNDS OF	DE	TOT	PF	TP	A	TO	BLK	S	MIN
12	Howard, Brandon.....	*	1-4	0-0	0-0	0	2	2	1	2	0	4	0	3	22
20	Lockridge, Brandon..	*	4-10	2-4	0-0	1	1	2	3	10	0	8	0	2	21
30	Wiggins, Aaron.....	*	6-8	0-0	3-4	3	6	9	3	15	1	2	0	0	25
42	Talley, Larry.....	*	4-12	0-0	2-3	3	3	6	4	10	3	2	0	2	28
44	Cole, Terry.....	*	4-9	0-2	1-4	6	2	8	3	9	6	4	0	2	27
00	Dunlap, Stanley.....		3-7	0-0	2-3	2	8	10	5	8	1	0	0	0	18
24	Estes, Jack.....		0-0	0-0	0-0	0	0	0	0	0	0	0	0	0	1
32	Hawkins, Andronicus.		0-0	0-0	0-0	0	0	0	1	0	0	1	0	0	2
34	Reynolds, Chris.....		0-0	0-0	0-0	0	0	0	0	0	0	0	0	0	1
50	Norton, Courtney....		0-5	0-0	4-4	1	0	1	2	4	1	2	0	0	15
	TEAM.....					5	1	6	1			2			
	Totals.....		22-55	2-6	12-18	21	23	44	23	58	12	25	0	9	160

TOTAL FG%	1st Half: 9-26	34.6%	2nd Half: 13-29	44.8%	Game: 40.0%	DEADB
3-Pt. FG%	1st Half: 1-2	50.0%	2nd Half: 1-4	25.0%	Game: 33.3%	REBS
F Throw %	1st Half: 6-10	60.0%	2nd Half: 6-8	75.0%	Game: 66.7%	2

Officials:
Technical fouls: Austin East Roadrunners-None. Martin Luther King Royals-,
Wiggins, Aaron, TEAM.
Attendance:

Score by Periods	1st	2nd	3rd	4th		Total
Austin East Roadrunners.....	10	19	23	12	-	64
Martin Luther King Royals.....	11	14	16	17	-	58

Official Basketball Box Score -- 1st Half
Austin East Roadrunners vs Martin Luther King Royals
03/17/00 2:30 PM at Murphy Center Murfreesboro, TN

VISITORS: Austin East Roadrunners

##	Player Name		TOT-FG FG-FGA	3-PT FG-FGA	FT-FTA	REBOUNDS OF	DE	TOT	PF	TP	A	TO	BLK	S	MIN
10	Beal, Larry.....	*	1-2	0-0	0-2	0	0	0	1	2	1	1	0	2	11
13	Hale, Howard.....	*	0-6	0-3	1-2	1	1	2	1	1	1	1	0	1	13
22	McMillan, Jay.....	*	4-9	1-3	1-2	0	3	3	2	10	1	1	2	1	14
31	Jackson, Sidney.....	*	2-4	0-0	1-3	3	0	3	2	5	0	2	0	1	6
33	Blair, Jamichael....	*	1-3	0-0	0-0	2	2	4	0	2	1	0	1	2	13
03	Smith, James.....		0-0	0-0	0-0	0	0	0	1	0	3	0	0	0	8
05	Davis, Bilal.....		0-2	0-0	1-2	1	0	1	1	1	0	1	0	0	6
25	Anderon, Cory.....		3-4	0-0	2-2	0	1	1	1	8	0	0	3	0	9
	TEAM.....					1		1							
	Totals.....		11-30	1-6	6-13	8	7	15	9	29	7	6	6	7	80

TOTAL FG% 1st Half:	11-30	36.7%	2nd Half:	0-0	0.0%	Game: 36.7%	DEADB
3-Pt. FG% 1st Half:	1-6	16.7%	2nd Half:	0-0	0.0%	Game: 16.7%	REBS
F Throw % 1st Half:	6-13	46.2%	2nd Half:	0-0	0.0%	Game: 46.2%	4

HOME TEAM: Martin Luther King Royals

##	Player Name		TOT-FG FG-FGA	3-PT FG-FGA	FT-FTA	REBOUNDS OF	DE	TOT	PF	TP	A	TO	BLK	S	MIN
12	Howard, Brandon.....	*	0-1	0-0	0-0	0	2	2	0	0	0	2	0	1	12
20	Lockridge, Brandon..	*	1-4	1-2	0-0	0	0	0	2	3	0	5	0	1	8
30	Wiggins, Aaron.....	*	3-4	0-0	2-2	2	3	5	3	8	0	2	0	0	11
42	Talley, Larry.....	*	1-5	0-0	2-3	3	1	4	2	4	2	0	0	0	12
44	Cole, Terry.....	*	1-3	0-0	0-2	4	2	6	0	2	1	1	0	0	12
00	Dunlap, Stanley.....		3-6	0-0	2-3	2	5	7	2	8	1	0	0	0	13
24	Estes, Jack.....		0-0	0-0	0-0	0	0	0	0	0	0	0	0	0	1
32	Hawkins, Andronicus.		0-0	0-0	0-0	0	0	0	0	0	0	0	0	0	1
34	Reynolds, Chris.....		0-0	0-0	0-0	0	0	0	0	0	0	0	0	0	1
50	Norton, Courtney....		0-3	0-0	0-0	0	0	0	1	0	1	1	0	0	9
	TEAM.....					2	1	3	1			1			
	Totals.....		9-26	1-2	6-10	13	14	27	11	25	5	12	0	2	80

TOTAL FG% 1st Half:	9-26	34.6%	2nd Half:	0-0	0.0%	Game: 34.6%	DEADB
3-Pt. FG% 1st Half:	1-2	50.0%	2nd Half:	0-0	0.0%	Game: 50.0%	REBS
F Throw % 1st Half:	6-10	60.0%	2nd Half:	0-0	0.0%	Game: 60.0%	1

Officials:
Technical fouls: Austin East Roadrunners-None. Martin Luther King Royals-Wiggins, Aaron, TEAM.
Attendance:

Score by Periods	1st	2nd		Total
Austin East Roadrunners.....	10	19	-	29
Martin Luther King Royals.....	11	14	-	25

Official Basketball Box Score -- GAME TOTALS -- FINAL STATISTICS
Ridgeway High Roadrunners vs Austin East Roadrunners
03/18/00 5:00 PM at Murphy Center, Murfreesboro, TN

VISITORS: Ridgeway High Roadrunners 35-2

##	Player Name		TOT-FG FG-FGA	3-PT FG-FGA	FT-FTA	REBOUNDS OF	DE	TOT	PF	TP	A	TO	BLK	S	MIN
23	Henning, Adrian.....	*	8-12	0-1	5-8	1	9	10	4	21	0	6	5	2	31
25	McLeod, Josef.....	*	0-2	0-0	0-0	1	1	2	4	0	0	2	0	1	17
30	Byars, Derrick.....	*	3-10	0-3	2-2	2	5	7	4	8	4	6	1	2	26
33	Crenshaw, Donzel....	*	5-8	0-0	9-13	1	2	3	3	19	2	2	0	4	30
34	Bradford, Steve.....	*	2-5	0-1	1-1	0	4	4	1	5	3	3	0	1	18
10	Banks, Yual.....		1-2	0-0	0-0	0	1	1	0	2	3	0	0	0	10
15	Okoth', Rod.....		0-0	0-0	0-0	0	0	0	0	0	0	1	0	1	1
21	Brown, Robert.....		1-1	0-0	0-0	0	0	0	0	2	0	2	0	0	6
22	Mitchell, Shawn.....		1-2	0-1	3-4	0	1	1	2	5	1	1	0	1	15
50	Henderson, Willie...		2-4	0-0	0-0	3	1	4	3	4	0	2	0	0	6
	TEAM.....					1	3	4							
	Totals.....		23-46	0-6	20-28	9	27	36	21	66	13	25	6	12	160

TOTAL FG%	1st Half: 8-20	40.0%	2nd Half: 15-26	57.7%	Game: 50.0%	DEADB
3-Pt. FG%	1st Half: 0-4	0.0%	2nd Half: 0-2	0.0%	Game: 0.0%	REBS
F Throw %	1st Half: 10-14	71.4%	2nd Half: 10-14	71.4%	Game: 71.4%	6

HOME TEAM: Austin East Roadrunners 29-7

##	Player Name		TOT-FG FG-FGA	3-PT FG-FGA	FT-FTA	REBOUNDS OF	DE	TOT	PF	TP	A	TO	BLK	S	MIN
10	Beal, Larry.....	*	0-4	0-0	1-2	3	0	3	2	1	1	1	0	1	19
13	Hale, Howard.....	*	0-3	0-0	2-5	1	3	4	1	2	2	3	0	0	22
22	McMillan, Jay.....	*	4-13	1-4	1-1	3	0	3	5	10	3	2	0	2	27
25	Anderon, Cory.....	*	3-7	0-0	4-6	1	5	6	6	10	1	6	0	3	18
33	Blair, Jamichael....	*	5-13	0-0	1-2	3	6	9	4	11	1	5	0	0	19
03	Smith, James.....		1-6	0-1	0-1	4	2	6	2	2	5	3	0	3	24
05	Davis, Bilal.....		6-16	3-9	0-0	2	1	3	2	15	0	2	0	2	24
31	Jackson, Sidney.....		3-4	0-0	0-2	2	0	2	0	6	0	1	0	0	5
44	Young, Eliam.....		0-2	0-0	0-0	1	0	1	1	0	0	0	0	0	2
	TEAM.....					4	1	5							
	Totals.....		22-68	4-14	9-19	24	18	42	23	57	13	23	0	11	160

TOTAL FG%	1st Half: 12-33	36.4%	2nd Half: 10-35	28.6%	Game: 32.4%	DEADB
3-Pt. FG%	1st Half: 3-8	37.5%	2nd Half: 1-6	16.7%	Game: 28.6%	REBS
F Throw %	1st Half: 0-3	0.0%	2nd Half: 9-16	56.3%	Game: 47.4%	5

Officials:
Technical fouls: Ridgeway High Roadrunners-None. Austin East Roadrunners-None.
Attendance:

Score by Periods	1st	2nd	3rd	4th		Total
Ridgeway High Roadrunners.....	13	13	20	20	-	66
Austin East Roadrunners.....	10	17	15	15	-	57

MVP-Donzel Crenshaw; Taurean Moy, Aaron Wiggins, Jesse McAlister, Larry Talley Adrian Henning, Jay McMillan, Bilal Davis, Jamichael Blair, and Derrick Byars

Official Basketball Box Score -- 1st Half
Ridgeway High Roadrunners vs Austin East Roadrunners
03/18/00 5:00 PM at Murphy Center, Murfreesboro, TN

VISITORS: Ridgeway High Roadrunners

##	Player Name		TOT-FG FG-FGA	3-PT FG-FGA	FT-FTA	REBOUNDS OF	DE	TOT	PF	TP	A	TO	BLK	S	MIN
23	Henning, Adrian.....	*	3-5	0-1	3-6	0	4	4	0	9	0	3	3	1	16
25	McLeod, Josef.....	*	0-2	0-0	0-0	1	1	2	2	0	0	0	0	1	16
30	Byars, Derrick.....	*	2-5	0-2	0-0	1	1	2	3	4	1	4	0	2	10
33	Crenshaw, Donzel....	*	1-4	0-0	4-5	0	0	0	1	6	0	1	0	0	15
34	Bradford, Steve.....	*	1-3	0-1	1-1	0	3	3	1	3	3	1	0	1	14
21	Brown, Robert.....		1-1	0-0	0-0	0	0	0	0	2	0	2	0	0	6
22	Mitchell, Shawn.....		0-0	0-0	2-2	0	0	0	1	2	1	0	0	0	3
	TEAM.....						2	2							
	Totals.....		8-20	0-4	10-14	2	11	13	8	26	5	11	3	5	80

TOTAL FG% 1st Half: 8-20 40.0% 2nd Half: 0-0 0.0% Game: 40.0% DEADB
3-Pt. FG% 1st Half: 0-4 0.0% 2nd Half: 0-0 0.0% Game: 0.0% REBS
F Throw % 1st Half: 10-14 71.4% 2nd Half: 0-0 0.0% Game: 71.4% 2

HOME TEAM: Austin East Roadrunners

##	Player Name		TOT-FG FG-FGA	3-PT FG-FGA	FT-FTA	REBOUNDS OF	DE	TOT	PF	TP	A	TO	BLK	S	MIN
10	Beal, Larry.....	*	0-2	0-0	0-0	1	0	1	1	0	0	0	0	1	11
13	Hale, Howard.....	*	0-2	0-0	0-0	1	3	4	1	0	1	3	0	0	12
22	McMillan, Jay.....	*	2-5	0-1	0-0	0	0	0	1	4	2	1	0	2	14
25	Anderon, Cory.....	*	0-1	0-0	0-0	0	3	3	3	0	1	5	0	1	8
33	Blair, Jamichael....	*	2-6	0-0	0-0	1	4	5	3	4	1	3	0	0	12
03	Smith, James.....		1-3	0-1	0-1	3	2	5	1	2	3	1	0	0	9
05	Davis, Bilal.....		5-11	3-6	0-0	1	0	1	1	13	0	0	0	1	10
31	Jackson, Sidney.....		2-3	0-0	0-2	1	0	1	0	4	0	0	0	0	4
	TEAM.....					4	1	5							
	Totals.....		12-33	3-8	0-3	12	13	25	11	27	8	13	0	5	80

TOTAL FG% 1st Half: 12-33 36.4% 2nd Half: 0-0 0.0% Game: 36.4% DEADB
3-Pt. FG% 1st Half: 3-8 37.5% 2nd Half: 0-0 0.0% Game: 37.5% REBS
F Throw % 1st Half: 0-3 0.0% 2nd Half: 0-0 0.0% Game: 0.0% 1

Officials:
Technical fouls: Ridgeway High Roadrunners-None. Austin East Roadrunners-None.
Attendance:

Score by Periods	1st	2nd		Total
Ridgeway High Roadrunners.....	13	13	-	26
Austin East Roadrunners.....	10	17	-	27

1999 Class AA State Boys' Basketball Tournament

March 16 - March 20, 1999 · Murphy Center - MTSU - Murfreesboro, TN

Game 1
Thu. Mar. 18 11:00 AM

Austin-East (32-3)	83
Spring Hill (28-3)	69

Game 2
Thu. Mar. 18 12:45 PM

Trezevant (23-10)	69
Oliver Springs (32-4)	60

Game 3
Thu. Mar. 18 2:30 PM

Memphis Carver (27-8)	59
Tyner (26-6)	45

Game 4
Thu. Mar. 18 5:15 PM

Marshall Co. (22-9)	54
Daniel Boone (23-11)	47

Game 5
Fri. Mar. 19 2:30 PM

Austin-East	92
Trezevant	62

Game 6
Fri. Mar. 19 5:15 PM

Memphis Carver	55
Marshall Co.	28

OT
Game 7
Sat. Mar. 20 5:00 PM

Austin-East	85
Memphis Carver	86

Memphis Carver
STATE CHAMPION

OFFICIAL NCAA BASKETBALL BOX SCORE — Site: MURFREESBORO, TENNESSEE

AUSTIN EAST HIGH SCHOOL (33-3_ — Date: March 18, 1999

	AEST (VISITORS)		Total FG	Total AT	3-Pts FG	3-Pts AT	FT	FT AT	Rebounds OF	Rebounds DF	Rebounds To	PF	TP	A	TO	BK	ST	MN
33	FELTS, BRIAN	f	5	7	1	2	3	4	1	7	8	0	14	1	2	0	4	28
35	BLAIR, JAMICHAEL	f	0	0	0	0	0	0	0	1	1	0	0	0	1	0	0	7
25	ANDERSON, COREY	c	2	4	0	0	5	6	2	1	3	4	9	0	3	0	2	16
13	HALE, HOWARD	g	3	9	1	2	9	12	2	1	3	1	16	2	0	0	2	24
23	KIMBER, JAZZ	g	2	9	0	0	2	4	0	2	2	2	6	1	3	0	1	25
31	JACKSON, SIDNEY		0	0	0	0	0	0	2	1	3	3	0	0	1	0	0	5
41	WIDENER, REGGIE		1	4	0	0	0	0	5	3	8	2	2	0	2	3	1	14
22	MCMILLAN, JAY		8	12	2	3	1	3	1	2	3	3	19	1	1	1	0	14
5	DAVIS, BLIAL		2	4	2	3	2	2	2	0	2	3	8	1	1	0	2	7
3	SMITH, JAMES		0	1	0	1	0	0	0	0	0	1	0	0	1	0	1	6
10	BEAL, LARRY		2	3	0	0	3	5	1	0	1	0	7	0	0	0	0	9
11	GRIMES, AL		1	3	0	0	0	0	1	0	1	1	2	2	2	0	0	5
44	YOUNG, ELIM		--	--	--	--	--	--	--	--	--	--	--	--	--	--	--	DNP
54	SMITH, ERIC "CASH"		--	--	--	--	--	--	--	--	--	--	--	--	--	--	--	DNP
15	MONTGOMERY, GARY		--	--	--	--	--	--	--	--	--	--	--	--	--	--	--	DNP
	Team Totals								2	1	3				0			
	TOTALS		26	57	6	11	25	36	20	19	39	20	83	8	17	4	13	160

Deadball Rebounds: 6, 0: 6

Tot FG %:	1st Half: 10-26	.385	2nd Half: 16-31	.516	Game:	.456
3-Pt FG %:	1st Half: 3- 6	.500	2nd Half: 3- 5	.600	Game:	.545
FT % :	1st Half: 12-16	.750	2nd Half: 13-20	.650	Game:	.694

SPRING HILL HIGH SCHOOL (28-4)

	SPHL (HOME)		Total FG	Total AT	3-Pts FG	3-Pts AT	FT	FT AT	Rebounds OF	Rebounds DF	Rebounds To	PF	TP	A	TO	BK	ST	MN
32	TYREE, CLAY	f	4	10	2	7	2	2	1	4	5	2	12	2	1	0	2	31
34	MITCHELL, CHARLES	f	1	1	0	0	0	0	3	0	3	4	2	1	1	0	1	15
42	JOHNSON, SENECA	c	4	8	2	5	0	1	1	1	2	5	10	3	2	1	2	22
3	SHIELD, SENECA	g	4	11	1	1	1	4	4	4	8	5	10	1	2	0	0	23
5	CARTER, TROY	g	2	7	0	2	7	7	0	3	3	3	11	1	6	0	0	28
10	SMITH, CEDRIC		5	8	2	3	3	4	0	2	2	5	15	0	2	0	2	13
40	PHILLIPS, JAMES		2	4	0	0	0	0	2	0	2	0	4	1	5	0	1	17
14	LEWIS, RONALD		0	1	0	0	0	0	0	0	0	3	0	0	0	0	0	3
12	STIGGER, RODERICK		1	2	1	1	0	0	0	0	0	0	3	0	1	0	0	3
20	RING, JEREMY		0	0	0	0	0	0	0	1	1	0	0	0	1	0	1	2
4	DAWSON, DANNY		1	1	0	0	0	0	1	0	1	0	2	0	0	0	0	1
24	MOORE, CHAD		0	0	0	0	0	0	0	0	0	0	0	0	1	0	0	1
44	BELLUCI, JAMIE		0	1	0	1	0	0	0	0	0	1	0	0	0	0	0	1
22	SPARKMAN, DERRICK		--	--	--	--	--	--	--	--	--	--	--	--	--	--	--	DNP
30	LOIVER, LIONEL		--	--	--	--	--	--	--	--	--	--	--	--	--	--	--	DNP
	Team Totals								3	1	4				0			
	TOTALS		24	54	8	20	13	18	15	16	31	28	69	9	22	1	9	160

Deadball Rebounds: 1, 0: 1

Tot FG %:	1st Half: 12-29	.414	2nd Half: 12-25	.480	Game:	.444
3-Pt FG %:	1st Half: 4-13	.308	2nd Half: 4- 7	.571	Game:	.400
FT % :	1st Half: 13-18	.722	2nd Half: 0- 0	.000	Game:	.722

	1st	2nd	OT	OT	Tot
AEST	35	48			83
SPHL	41	28			69

OFFICIALS:

Technical Fouls: CARTER,T

Attendance:

OFFICIAL NCAA BASKETBALL BOX SCORE - FIRST HALF
AUSTIN EAST HIGH SCHOOL

Date: March 18, 1999

	AEST (VISITORS)		Total FG	Total AT	3-Pts FG	3-Pts AT	FT	FT AT	Rebounds OF	Rebounds DF	Rebounds To	PF	TP	A	TO	BK	ST	MN
33	FELTS, BRIAN	f	2	3	1	1	1	2	1	6	7	0	6	1	1	0	1	14
35	BLAIR, JAMICHAEL	f	0	0	0	0	0	0	0	1	1	0	0	0	1	0	0	4
25	ANDERSON, COREY	c	0	2	0	0	4	4	1	0	1	2	4	0	1	0	1	7
13	HALE, HOWARD	g	1	2	0	0	3	4	0	1	1	1	5	0	0	0	0	8
23	KIMBER, JAZZ	g	1	6	0	0	0	0	0	1	1	2	2	1	2	0	1	15
31	JACKSON, SIDNEY		0	0	0	0	0	0	0	0	0	2	0	0	0	0	0	3
41	WIDENER, REGGIE		1	3	0	0	0	0	3	1	4	1	2	0	1	1	1	7
22	MCMILLAN, JAY		2	3	1	2	0	0	0	0	0	3	5	0	0	1	0	5
5	DAVIS, BLIAL		1	3	1	2	2	2	1	0	1	2	5	1	0	0	0	5
3	SMITH, JAMES		0	1	0	1	0	0	0	0	0	1	0	0	1	0	1	4
10	BEAL, LARRY		1	1	0	0	2	4	0	0	0	0	4	0	0	0	0	3
11	GRIMES, AL		1	2	0	0	0	0	1	0	1	0	2	2	1	0	0	5
15	MONTGOMERY, GARY		0	0	0	0	0	0	0	0	0	0	0	0	0	0	0	--
44	YOUNG, ELIM		0	0	0	0	0	0	0	0	0	0	0	0	0	0	0	--
54	SMITH, ERIC CASH		0	0	0	0	0	0	0	0	0	0	0	0	0	0	0	--
	Team Totals								0	1	1				0			
	TOTALS		10	26	3	6	12	16	7	11	18	14	35	5	8	2	5	80

Deadball Rebounds: 3, 0: 3

Tot FG %: 1st Half: 10-26 .385
3-Pt FG %: 1st Half: 3- 6 .500
FT % : 1st Half: 12-16 .750

SPRING HILL HIGH SCHOOL

	SPHL (HOME)		Total FG	Total AT	3-Pts FG	3-Pts AT	FT	FT AT	Rebounds OF	Rebounds DF	Rebounds To	PF	TP	A	TO	BK	ST	MN
32	TYREE, CLAY	f	4	9	2	6	2	2	1	3	4	0	12	1	0	0	2	16
34	MITCHELL, CHARLES	f	1	1	0	0	0	0	3	0	3	3	2	0	0	0	1	12
42	JOHNSON, SENECA	c	2	5	2	5	0	1	0	1	1	2	6	1	1	0	1	12
3	SHIELD, SENECA	g	1	5	0	0	1	4	3	2	5	2	3	0	1	0	0	9
5	CARTER, TROY	g	2	5	0	1	7	7	0	2	2	1	11	1	2	0	0	16
10	SMITH, CEDRIC		2	3	0	1	3	4	0	2	2	2	7	0	1	0	1	6
40	PHILLIPS, JAMES		0	1	0	0	0	0	1	0	1	0	0	0	3	0	0	9
4	DAWSON, DANNY		0	0	0	0	0	0	0	0	0	0	0	0	0	0	0	--
12	STIGGER, RODERICK		0	0	0	0	0	0	0	0	0	0	0	0	0	0	0	--
14	LEWIS, RONALD		0	0	0	0	0	0	0	0	0	0	0	0	0	0	0	--
20	RING, JEREMY		0	0	0	0	0	0	0	0	0	0	0	0	0	0	0	--
22	SPARKMAN, DERRICK		0	0	0	0	0	0	0	0	0	0	0	0	0	0	0	--
24	MOORE, CHAD		0	0	0	0	0	0	0	0	0	0	0	0	0	0	0	--
30	LOIVER, LIONEL		0	0	0	0	0	0	0	0	0	0	0	0	0	0	0	--
44	BELLUCI, JAMIE		0	0	0	0	0	0	0	0	0	0	0	0	0	0	0	--
	Team Totals								2	0	2				0			
	TOTALS		12	29	4	13	13	18	10	10	20	10	41	3	8	0	5	80

Deadball Rebounds: 1, 0: 1

Tot FG %: 1st Half: 12-29 .414
3-Pt FG %: 1st Half: 4-13 .308
FT % : 1st Half: 13-18 .722

	1st	2nd	OT	OT	Tot
AEST	35				35
SPHL	41				41

OFFICIALS:
Technical Fouls:
Attendance:

OFFICIAL NCAA BASKETBALL BOX SCORE — Site: MURFREESBORO, TENNESSEE

TREZEVANT HIGH SCHOOL (23-11) — Date: March 19, 1999

	TREZ (VISITORS)		Total FG	Total AT	3-Pts FG	3-Pts AT	FT	FT AT	Rebounds OF	Rebounds DF	Rebounds To	PF	TP	A	TO	BK	ST	MN
11	GOLDEN, RAFAEL	f	1	6	0	1	3	5	0	3	3	5	5	1	3	0	1	20
30	WILKINS, ERIC	f	1	9	0	2	0	5	2	3	5	4	2	1	2	0	0	20
55	THOMPSON, JASON	c	1	2	0	0	0	0	3	1	4	3	2	0	0	1	0	15
3	WILLIAMS, ODIE	g	12	23	7	15	6	8	0	2	2	5	37	0	6	1	3	30
5	HENDERSON, ROBERT	g	1	2	0	0	1	2	0	1	1	2	3	0	1	0	2	15
12	BULLARD, CHRIS		1	3	1	3	0	0	1	1	2	1	3	1	4	0	2	22
50	SAUSLBERRY, ANDRE		0	1	0	0	2	3	0	0	0	0	2	0	0	0	0	6
20	FARRIS, JUSTIN		0	0	0	0	1	2	0	0	0	4	1	0	2	0	0	8
40	THOMPSON, JASON		1	3	0	0	1	2	1	1	2	5	3	0	1	0	0	9
15	MYERS, MARIO		2	2	0	0	0	2	1	0	1	0	4	1	1	1	2	9
45	SISSON, ORLANDO		0	1	0	0	0	0	0	1	1	0	0	0	0	0	0	3
4	WILLIAMS, KEVIN		0	1	0	1	0	0	0	0	0	0	0	0	0	0	0	3
	Team Totals								4	3	7				1			
	TOTALS		20	53	8	22	14	29	12	16	28	29	62	4	21	3	10	160

Deadball Rebounds: 6, 0: 6

Tot FG %:	1st Half: 7-22	.318	2nd Half: 13-31	.419	Game:	.377
3-Pt FG %:	1st Half: 3- 8	.375	2nd Half: 5-14	.357	Game:	.364
FT % :	1st Half: 14-23	.609	2nd Half: 0- 6	.000	Game:	.483

AUSTIN EAST HIGH SCHOOL (34-3)

	AEST (HOME)		Total FG	Total AT	3-Pts FG	3-Pts AT	FT	FT AT	Rebounds OF	Rebounds DF	Rebounds To	PF	TP	A	TO	BK	ST	MN
23	KIMBER, JAZZ	f	5	12	1	3	0	0	4	2	6	0	11	4	5	0	1	24
31	JACKSON, SIDNEY	f	4	4	0	0	3	5	3	4	7	1	11	0	2	0	0	16
25	ANDERSON, COREY	c	4	7	0	0	8	8	3	3	6	4	16	0	3	0	0	17
13	HALE, HOWARD	g	0	3	0	0	2	4	1	1	2	4	2	3	1	0	0	11
33	FELTS, BRIAN	g	3	6	1	3	2	2	2	2	4	3	9	0	0	1	1	17
3	SMITH, JAMES		0	0	0	0	0	0	0	0	0	2	0	1	2	0	3	9
22	MCMILLAN, JAY		6	11	1	3	4	6	2	4	6	3	17	0	1	1	1	20
41	WIDENER, REGGIE		0	2	0	0	5	7	3	5	8	2	5	0	3	0	0	14
5	DAVIS, BLIAL		5	10	1	5	1	2	3	0	3	2	12	0	1	0	0	8
11	GRIMES, AL		1	2	0	1	0	0	0	0	0	1	2	0	1	0	0	3
10	BEAL, LARRY		2	5	0	0	0	0	0	2	2	0	4	1	1	0	1	11
35	BLAIR, JAMICHAEL		1	2	0	0	1	4	1	1	2	0	3	0	0	1	0	5
44	YOUNG, ELIM		0	0	0	0	0	0	0	0	0	0	0	0	1	1	0	2
54	SMITH, ERIC CASH		0	1	0	0	0	0	0	0	0	1	0	0	0	0	0	2
15	MONTGOMERY, GARY		0	0	0	0	0	0	0	0	0	0	0	0	0	0	0	1
	Team Totals								3	6	9				1			
	TOTALS		31	65	4	15	26	38	25	30	55	23	92	9	22	4	7	160

Deadball Rebounds: 5, 0: 5

Tot FG %:	1st Half: 17-39	.436	2nd Half: 14-26	.538	Game:	.477
3-Pt FG %:	1st Half: 1- 9	.111	2nd Half: 3- 6	.500	Game:	.267
FT % :	1st Half: 14-20	.700	2nd Half: 12-18	.667	Game:	.684

	1st	2nd	OT	OT	Tot
TREZ	31	31			62
AEST	49	43			92

OFFICIALS:

Technical Fouls: none

Attendance:

OFFICIAL NCAA BASKETBALL BOX SCORE - FIRST HALF

TREZEVANT HIGH SCHOOL

Date: March 19, 1999

	TREZ (VISITORS)		Total FG	Total AT	3-Pts FG	3-Pts AT	FT	FT AT	Rebounds OF	Rebounds DF	Rebounds To	PF	TP	A	TO	BK	ST	MN
11	GOLDEN, RAFAEL	f	0	5	0	1	3	5	0	3	3	2	3	1	2	0	1	15
30	WILKINS, ERIC	f	0	5	0	1	0	0	0	3	3	3	0	0	1	0	0	13
55	THOMPSON, JASON	c	1	1	0	0	0	0	2	0	2	3	2	0	0	0	0	4
3	WILLIAMS, ODIE	g	5	9	3	6	6	8	0	1	1	2	19	0	4	1	1	16
5	HENDERSON, ROBERT	g	0	1	0	0	1	2	0	1	1	1	1	0	1	0	1	10
12	BULLARD, CHRIS		0	0	0	0	0	0	1	0	1	0	0	0	1	0	1	8
50	SAUSLBERRY, ANDRE		0	0	0	0	2	2	0	0	0	0	2	0	0	0	0	2
20	FARRIS, JUSTIN		0	0	0	0	1	2	0	0	0	3	1	0	1	0	0	7
40	THOMPSON, JASON		0	0	0	0	1	2	0	0	0	0	1	0	0	0	0	3
15	MYERS, MARIO		1	1	0	0	0	2	1	0	1	0	2	0	1	1	1	2
4	WILLIAMS, KEVIN		0	0	0	0	0	0	0	0	0	0	0	0	0	0	0	--
45	SISSON, ORLANDO		0	0	0	0	0	0	0	0	0	0	0	0	0	0	0	--
	Team Totals								1	2	3				1			
	TOTALS		7	22	3	8	14	23	5	10	15	14	31	1	12	2	5	80

Deadball Rebounds: 3, 0: 3

Tot FG %: 1st Half: 7-22 .318
3-Pt FG %: 1st Half: 3- 8 .375
FT % : 1st Half: 14-23 .609

AUSTIN EAST HIGH SCHOOL

	AEST (HOME)		Total FG	Total AT	3-Pts FG	3-Pts AT	FT	FT AT	Rebounds OF	Rebounds DF	Rebounds To	PF	TP	A	TO	BK	ST	MN
23	KIMBER, JAZZ	f	4	9	0	1	0	0	2	1	3	0	8	2	3	0	1	14
31	JACKSON, SIDNEY	f	4	4	0	0	3	5	3	4	7	1	11	0	1	0	0	11
25	ANDERSON, COREY	c	3	4	0	0	4	4	3	3	6	3	10	0	3	0	0	8
13	HALE, HOWARD	g	0	0	0	0	0	0	0	0	0	3	0	1	0	0	0	5
33	FELTS, BRIAN	g	0	3	0	2	0	0	0	0	0	3	0	0	0	1	0	8
3	SMITH, JAMES		0	0	0	0	0	0	0	0	0	1	0	0	0	0	1	4
22	MCMILLAN, JAY		2	7	1	3	3	4	1	3	4	2	8	0	1	0	1	10
41	WIDENER, REGGIE		0	2	0	0	3	5	1	1	2	2	3	0	2	0	0	8
5	DAVIS, BLIAL		2	6	0	3	0	0	3	0	3	1	4	0	1	0	0	6
11	GRIMES, AL		0	0	0	0	0	0	0	0	0	0	0	0	0	0	0	1
10	BEAL, LARRY		2	3	0	0	0	0	0	0	0	0	4	1	0	0	1	4
35	BLAIR, JAMICHAEL		0	1	0	0	1	2	0	0	0	0	1	0	0	0	0	1
15	MONTGOMERY, GARY		0	0	0	0	0	0	0	0	0	0	0	0	0	0	0	--
44	YOUNG, ELIM		0	0	0	0	0	0	0	0	0	0	0	0	0	0	0	--
54	SMITH, ERIC CASH		0	0	0	0	0	0	0	0	0	0	0	0	0	0	0	--
	Team Totals								3	4	7				0			
	TOTALS		17	39	1	9	14	20	16	16	32	16	49	4	11	1	4	80

Deadball Rebounds: 2, 0: 2

Tot FG %: 1st Half: 17-39 .436
3-Pt FG %: 1st Half: 1- 9 .111
FT % : 1st Half: 14-20 .700

	1st	2nd	OT	OT	Tot
TREZ	31				31
AEST	49				49

OFFICIALS:
Technical Fouls:
Attendance:

OFFICIAL NCAA BASKETBALL BOX SCORE — Site: MURFREESBORO, TENNESSEE

GEORGE WASHINGTON CARVER HIGH SCHOOL — Date: March 20, 1999

	CRV (VISITORS)		Total FG	Total AT	3-Pts FG	3-Pts AT	FT	FT AT	Rebounds OF	Rebounds DF	Rebounds To	PF	TP	A	TO	BK	ST	MN
* 15	SAULSBERRY, TERRANCE	f	7	15	4	8	2	3	2	5	7	4	20	5	4	1	2	34
25	BROWN, RANDY	f	5	9	3	6	0	0	1	4	5	5	13	7	3	2	1	31
● 24	WOODS, QYNTEL	c	13	21	1	1	8	12	4	7	11	2	35	1	3	2	0	36
10	TREADWELL, TAVARES	g	0	0	0	0	0	0	1	2	3	5	0	3	1	0	0	13
* 30	JONES, COREY	g	1	5	0	0	1	2	0	2	2	4	3	7	4	0	0	28
20	THOMPSON, JOHNNY		0	0	0	0	0	0	0	0	0	1	0	0	2	0	0	7
* 32	MCNEAL, LARR		6	11	0	0	3	4	8	4	12	2	15	0	2	0	0	31
11	CABBAGE, ANTHONY		--	--	--	--	--	--	--	--	--	--	--	--	--	--	--	DNP
12	SMITH, ROBERT		--	--	--	--	--	--	--	--	--	--	--	--	--	--	--	DNP
13	DOBBS, MARCELLAS		--	--	--	--	--	--	--	--	--	--	--	--	--	--	--	DNP
14	BOYLAND, JASON		--	--	--	--	--	--	--	--	--	--	--	--	--	--	--	DNP
21	WEST, JOSHUA		--	--	--	--	--	--	--	--	--	--	--	--	--	--	--	DNP
23	MCFADGON, TRAVIS		--	--	--	--	--	--	--	--	--	--	--	--	--	--	--	DNP
31	SMITH, DELVONTA		--	--	--	--	--	--	--	--	--	--	--	--	--	--	--	DNP
	Team Totals								0	1	1				0			
	TOTALS		32	61	8	15	14	21	16	25	41	23	86	23	19	5	3	180

Deadball Rebounds: 2, 0: 2

Tot FG %:	1st Half: 13-29	.448	2nd Half: 19-32	.594	Game: .525
3-Pt FG %:	1st Half: 3- 6	.500	2nd Half: 5- 9	.556	Game: .533
FT % :	1st Half: 5- 6	.833	2nd Half: 9-15	.600	Game: .667

AUSTIN-EAST HIGH SCHOOL

	AEST (HOME)		Total FG	Total AT	3-Pts FG	3-Pts AT	FT	FT AT	Rebounds OF	Rebounds DF	Rebounds To	PF	TP	A	TO	BK	ST	MN
31	JACKSON, SIDNEY	f	2	2	0	0	0	1	2	1	3	1	4	0	1	0	0	11
* 33	FELTS, BRIAN	f	6	16	2	5	2	2	2	3	5	2	16	0	3	0	0	33
25	ANDERSON, COREY	c	5	6	0	0	0	3	3	2	5	5	10	1	2	1	0	18
* 13	HALE, HOWARD	g	7	10	1	1	4	8	0	1	1	0	19	4	2	0	1	32
23	KIMBER, JAZZ	g	3	13	2	4	0	4	1	2	3	4	8	4	4	0	3	28
* 22	MCMILLAN, JAY		5	10	0	0	4	6	2	4	6	2	14	3	0	0	2	26
41	WIDENER, REGGIE		0	4	0	1	0	0	2	1	3	5	0	0	1	0	1	8
10	BEAL, LARRY		0	1	0	0	1	2	0	0	0	1	1	0	0	0	1	4
11	GRIMES, AL		0	0	0	0	0	0	0	0	0	1	0	0	1	0	0	1
3	SMITH, JAMES		1	1	0	0	0	0	0	0	0	1	2	0	0	0	0	3
5	DAVIS, BLIAL		2	5	1	3	2	2	1	1	2	0	7	0	0	0	0	8
54	SMITH, ERIC CASH		2	2	0	0	0	0	2	0	2	1	4	0	0	0	0	8
15	PRIDE, COURTNEY		--	--	--	--	--	--	--	--	--	--	--	--	--	--	--	DNP
35	BLAIR, JAMICHAEL		--	--	--	--	--	--	--	--	--	--	--	--	--	--	--	DNP
44	YOUNG, ELIM		--	--	--	--	--	--	--	--	--	--	--	--	--	--	--	DNP
	Team Totals								5	3	8				1			
	TOTALS		33	70	6	14	13	28	20	18	38	23	85	12	15	1	8	180

Deadball Rebounds: 7, 0: 7

Tot FG %:	1st Half: 14-30	.467	2nd Half: 19-40	.475	Game: .471
3-Pt FG %:	1st Half: 4- 7	.571	2nd Half: 2- 7	.286	Game: .429
FT % :	1st Half: 6-13	.462	2nd Half: 7-15	.467	Game: .464

	1st	2nd	OT	OT	Tot
CRV	34	42	10		86
AEST	38	38	9		85

OFFICIALS:

Technical Fouls: none

Attendance:

* ALL-Tournament

● MVP

OFFICIAL NCAA BASKETBALL BOX SCORE - FIRST HALF

GEORGE WASHINGTON CARVER HIGH SCHOOL

Date: March 20, 1999

	CRV (VISITORS)		Total FG	Total AT	3-Pts FG	3-Pts AT	FT	FT AT	Rebounds OF	Rebounds DF	Rebounds To	PF	TP	A	TO	BK	ST	MN
15	SAULSBERRY, TERRANCE	f	3	7	1	3	0	0	2	2	4	2	7	2	1	1	1	14
25	BROWN, RANDY	f	2	4	2	3	0	0	0	2	2	1	6	3	1	1	0	16
24	WOODS, QYNTEL	c	6	13	0	0	2	2	1	2	3	2	14	0	3	1	0	16
10	TREADWELL, TAVARES	g	0	0	0	0	0	0	1	1	2	3	0	2	1	0	0	7
30	JONES, COREY	g	0	3	0	0	0	0	0	2	2	1	0	3	2	0	0	14
20	THOMPSON, JOHNNY		0	0	0	0	0	0	0	0	0	0	0	0	2	0	0	2
32	MCNEAL, LARR		2	2	0	0	3	4	2	2	4	1	7	0	1	0	0	11
11	CABBAGE, ANTHONY		0	0	0	0	0	0	0	0	0	0	0	0	0	0	0	--
12	SMITH, ROBERT		0	0	0	0	0	0	0	0	0	0	0	0	0	0	0	--
13	DOBBS, MARCELLAS		0	0	0	0	0	0	0	0	0	0	0	0	0	0	0	--
14	BOYLAND, JASON		0	0	0	0	0	0	0	0	0	0	0	0	0	0	0	--
21	WEST, JOSHUA		0	0	0	0	0	0	0	0	0	0	0	0	0	0	0	--
23	MCFADGON, TRAVIS		0	0	0	0	0	0	0	0	0	0	0	0	0	0	0	--
31	SMITH, DELVONTA		0	0	0	0	0	0	0	0	0	0	0	0	0	0	0	--
	Team Totals								0	0	0				0			
	TOTALS		13	29	3	6	5	6	6	11	17	10	34	10	11	3	1	80

Deadball Rebounds: 0, 0: 0

Tot FG %: 1st Half: 13-29 .448
3-Pt FG %: 1st Half: 3- 6 .500
FT % : 1st Half: 5- 6 .833

AUSTIN-EAST HIGH SCHOOL

	AEST (HOME)		Total FG	Total AT	3-Pts FG	3-Pts AT	FT	FT AT	Rebounds OF	Rebounds DF	Rebounds To	PF	TP	A	TO	BK	ST	MN
31	JACKSON, SIDNEY	f	0	0	0	0	0	0	0	1	1	0	0	0	0	0	0	4
33	FELTS, BRIAN	f	4	9	2	3	2	2	2	2	4	0	12	0	2	0	0	14
25	ANDERSON, COREY	c	4	5	0	0	0	2	2	1	3	2	8	1	2	1	0	13
13	HALE, HOWARD	g	3	3	1	1	2	3	0	1	1	0	9	3	0	0	1	12
23	KIMBER, JAZZ	g	1	3	1	1	0	2	0	0	0	0	3	3	2	0	1	13
22	MCMILLAN, JAY		1	3	0	0	1	2	0	3	3	2	3	2	0	0	0	9
41	WIDENER, REGGIE		0	3	0	1	0	0	1	1	2	2	0	0	1	0	0	5
10	BEAL, LARRY		0	1	0	0	1	2	0	0	0	1	1	0	0	0	1	3
11	GRIMES, AL		0	0	0	0	0	0	0	0	0	1	0	0	1	0	0	1
3	SMITH, JAMES		1	1	0	0	0	0	0	0	0	1	2	0	0	0	0	3
5	DAVIS, BLIAL		0	2	0	1	0	0	0	0	0	0	0	0	0	0	0	3
15	PRIDE, COURTNEY		0	0	0	0	0	0	0	0	0	0	0	0	0	0	0	--
35	BLAIR, JAMICHAEL		0	0	0	0	0	0	0	0	0	0	0	0	0	0	0	--
44	YOUNG, ELIM		0	0	0	0	0	0	0	0	0	0	0	0	0	0	0	--
54	SMITH, ERIC CASH		0	0	0	0	0	0	0	0	0	0	0	0	0	0	0	--
	Team Totals								3	2	5				1			
	TOTALS		14	30	4	7	6	13	8	11	19	9	38	9	9	1	3	80

Deadball Rebounds: 4, 0: 4

Tot FG %: 1st Half: 14-30 .467
3-Pt FG %: 1st Half: 4- 7 .571
FT % : 1st Half: 6-13 .462

	1st	2nd	OT	OT	Tot
CRV	34				34
AEST	38				38

OFFICIALS:
Technical Fouls:
Attendance:

1998 Class AA State Boys' Basketball Tournament

March 18 - March 21, 1998 · Murphy Center - MTSU - Murfreesboro, TN

Game 1
Wed. Mar. 18 7:00 PM

Waverly (24-8)	64
Austin-East (25-9)	40

Game 2
Wed. Mar. 18 8:45 PM

Kingsbury (30-4)	83
Bolivar Central (26-2)	80

Game 3
Thu. Mar. 19 11:00 AM

Brainerd (28-6)	75
Oliver Springs (28-6)	73

Game 4
Thu. Mar. 19 12:45 PM

Knoxville Fulton (29-4)	57
Spring Hill (22-10)	48

Game 5
Fri. Mar. 20 2:30 PM

Waverly	60
Kingsbury	81

Game 6
Fri. Mar. 20 5:15 PM

Brainerd	43
Knoxville Fulton	63

Game 7
Sat. Mar. 21 5:00 PM

Kingsbury	70
Knoxville Fulton	61

Kingsbury
STATE CHAMPION

AA

Play-by-Play for Waverly Central High School (Visitors) vs.
Austin-East High School (Home)

Date: March 18, 1998 Site: Murfreesboro, Tenn

Second Half: AE Wav

OFFICIAL NCAA BASKETBALL BOX SCORE
Site: Murfreesboro, Tenn
Date: March 18, 1998

Waverly Central High School (25-8)

	Wav (VISITORS)		Total FG	Total AT	3-Pts FG	3-Pts AT	FT	FT AT	Rebounds OF	Rebounds DF	Rebounds To	PF	TP	A	TO	BK	ST	MN
31	Washington, Jeff	f	7	13	3	6	4	4	4	11	15	0	21	2	5	0	4	29
41	Sanders, Marlo	f	4	9	4	8	1	2	1	6	7	2	13	2	4	0	0	29
42	Dyer, Prince	c	3	8	0	0	0	1	2	7	9	2	6	0	1	4	0	20
21	Davis, Jatazz	g	2	4	1	1	1	2	1	1	2	2	6	0	4	0	2	25
22	Hogan, Carlos	g	3	5	2	2	1	2	1	3	4	2	9	2	7	0	0	30
33	Damesworth, Derek		0	2	0	1	2	3	1	1	2	0	2	1	1	0	0	9
55	Browning, Justin		2	3	0	0	1	1	2	0	2	2	5	0	4	0	0	11
24	Porch, Taylor		0	0	0	0	2	2	0	0	0	0	2	0	0	0	0	3
20	Kelly, Josh		0	0	0	0	0	0	0	0	0	0	0	0	0	0	0	1
30	Burnette, Kyle		0	2	0	2	0	0	0	0	0	0	0	0	0	0	0	1
40	Burnette, Jimmy		0	0	0	0	0	0	0	0	0	0	0	0	0	0	0	1
11	Rawlings, Devin		0	0	0	0	0	0	0	0	0	0	0	0	0	0	0	1
44	Oakley, Cory		0	3	0	0	0	0	1	0	1	0	0	0	0	0	1	1
14	Story, James		0	0	0	0	0	0	0	0	0	0	0	0	0	0	0	1
34	Hewitt, Jason		0	0	0	0	0	0	0	0	0	0	0	0	0	0	0	1
	Team Totals								0	3	3				0			
	TOTALS		21	49	10	20	12	17	13	32	45	10	64	7	26	4	7	160

Deadball Rebounds: 1, 0: 1

Tot FG %:	1st Half:	11-24	.458	2nd Half: 10-25	.400	Game: .429
3-Pt FG %:	1st Half:	6-11	.545	2nd Half: 4- 9	.444	Game: .500
FT % :	1st Half:	6- 7	.857	2nd Half: 6-10	.600	Game: .706

Austin-East High School (25-10)

	AE (HOME)		Total FG	Total AT	3-Pts FG	3-Pts AT	FT	FT AT	Rebounds OF	Rebounds DF	Rebounds To	PF	TP	A	TO	BK	ST	MN
22	McMillian, Jay	f	0	4	0	0	0	2	1	0	1	2	0	0	0	0	2	14
23	Kimber, Jazz	f	0	5	0	1	0	0	1	0	1	4	0	2	4	0	2	17
41	Widner, Reggie	c	1	1	0	0	2	2	4	9	13	2	4	1	1	2	1	19
15	Bolden, Osie	g	3	8	0	2	0	0	3	1	4	2	6	2	3	0	1	17
33	Fults, Brian	g	5	18	3	14	0	0	2	3	5	1	13	1	3	1	1	27
31	Jackson, Sidney		0	5	0	0	0	2	4	2	6	1	0	0	0	0	0	7
54	Smith, Eric		1	1	0	0	0	0	0	0	0	0	2	0	0	0	1	5
10	Beal, Larry		0	3	0	0	0	0	1	0	1	1	0	0	3	0	0	7
13	Hale, Howard		3	5	0	1	0	0	1	0	1	2	6	1	1	0	2	15
25	Anderson, Corey		0	0	0	0	1	2	0	0	0	0	1	0	1	0	0	2
5	Davis, Bilal		2	11	2	6	2	2	1	1	2	2	8	0	3	0	1	17
11	Holland, Jullius		0	3	0	1	0	0	2	0	2	0	0	0	0	0	1	7
35	Smith, Eric		0	1	0	0	0	0	0	0	0	1	0	0	0	0	0	2
3	Smith, James		0	0	0	0	0	0	1	0	1	0	0	1	2	0	0	4
44	Chauncy, Kaylin		0	0	0	0	0	0	0	1	1	0	0	0	0	0	0	1
	Team Totals								0	2	2				0			
	TOTALS		15	65	5	25	5	10	21	19	40	18	40	8	21	3	12	160

Deadball Rebounds: 2, 0: 2

Tot FG %:	1st Half:	5-27	.185	2nd Half: 10-38	.263	Game: .231
3-Pt FG %:	1st Half:	0- 6	.000	2nd Half: 5-19	.263	Game: .200
FT % :	1st Half:	3- 6	.500	2nd Half: 2- 4	.500	Game: .500

	1st	2nd	OT	OT	Tot
Wav	34	30			64
AE	13	27			40

OFFICIALS: Danny Chandler, Ricky Robbins, Alvin Walker

Technical Fouls: none

Attendance: TBA

Comments: TSSAA Boys' Class AA State Tournament Quarterfinal

AE 10 3 HT 13 3 15 12
WAV 22 12 34 16 14

AA

OFFICIAL NCAA BASKETBALL BOX SCORE - FIRST HALF

Waverly Central High School

Date: March 18, 1998

Wav (VISITORS)			Total FG	Total AT	3-Pts FG	3-Pts AT	FT	FT AT	Rebounds OF	Rebounds DF	Rebounds To	PF	TP	A	TO	BK	ST	MN
31	Washington, Jeff	f	5	8	2	3	2	2	3	6	9	0	14	1	2	0	3	15
41	Sanders, Marlo	f	3	6	3	6	0	0	0	2	2	2	9	0	3	0	0	15
42	Dyer, Prince	c	2	4	0	0	0	0	1	4	5	1	4	0	1	3	0	11
21	Davis, Jatazz	g	0	2	0	0	0	0	0	1	1	1	0	0	1	0	1	12
22	Hogan, Carlos	g	1	2	1	1	0	0	1	0	1	0	3	0	3	0	0	16
33	Damesworth, Derek		0	2	0	1	2	3	1	1	2	0	2	1	0	0	0	5
55	Browning, Justin		0	0	0	0	0	0	2	0	2	0	0	0	3	0	0	5
24	Porch, Taylor		0	0	0	0	2	2	0	0	0	0	2	0	0	0	0	1
11	Rawlings, Devin		0	0	0	0	0	0	0	0	0	0	0	0	0	0	0	--
14	Story, James		0	0	0	0	0	0	0	0	0	0	0	0	0	0	0	--
20	Kelly, Josh		0	0	0	0	0	0	0	0	0	0	0	0	0	0	0	--
30	Burnette, Kyle		0	0	0	0	0	0	0	0	0	0	0	0	0	0	0	--
34	Hewitt, Jason		0	0	0	0	0	0	0	0	0	0	0	0	0	0	0	--
40	Burnette, Jimmy		0	0	0	0	0	0	0	0	0	0	0	0	0	0	0	--
44	Oakley, Cory		0	0	0	0	0	0	0	0	0	0	0	0	0	0	0	--
	Team Totals								0	3	3				0			
	TOTALS		11	24	6	11	6	7	8	17	25	4	34	2	13	3	4	80

Deadball Rebounds: 0, 0: 0

Tot FG %: 1st Half: 11-24 .458
3-Pt FG %: 1st Half: 6-11 .545
FT % : 1st Half: 6- 7 .857

Austin-East High School

AE (HOME)			Total FG	Total AT	3-Pts FG	3-Pts AT	FT	FT AT	Rebounds OF	Rebounds DF	Rebounds To	PF	TP	A	TO	BK	ST	MN
22	McMillian, Jay	f	0	4	0	0	0	0	0	0	0	1	0	0	0	0	2	10
23	Kimber, Jazz	f	0	4	0	0	0	0	0	0	0	2	0	0	2	0	2	11
41	Widner, Reggie	c	1	1	0	0	2	2	2	4	6	1	4	0	0	2	1	12
15	Bolden, Osie	g	3	6	0	2	0	0	1	0	1	1	6	1	2	0	1	13
33	Fults, Brian	g	0	4	0	3	0	0	1	0	1	0	0	1	2	0	0	12
31	Jackson, Sidney		0	1	0	0	0	2	1	0	1	0	0	0	0	0	0	5
54	Smith, Eric		1	1	0	0	0	0	0	0	0	0	2	0	0	0	0	1
10	Beal, Larry		0	2	0	0	0	0	1	0	1	0	0	0	2	0	0	3
13	Hale, Howard		0	0	0	0	0	0	0	0	0	2	0	0	0	0	1	4
25	Anderson, Corey		0	0	0	0	1	2	0	0	0	0	1	0	1	0	0	2
5	Davis, Bilal		0	1	0	0	0	0	0	0	0	1	0	0	1	0	0	3
11	Holland, Jullius		0	2	0	1	0	0	1	0	1	0	0	0	0	0	0	2
35	Smith, Eric		0	1	0	0	0	0	0	0	0	1	0	0	0	0	0	2
3	Smith, James		0	0	0	0	0	0	0	0	0	0	0	0	0	0	0	--
44	Chauncy, Kaylin		0	0	0	0	0	0	0	0	0	0	0	0	0	0	0	--
	Team Totals								0	2	2				0			
	TOTALS		5	27	0	6	3	6	7	6	13	9	13	2	10	2	7	80

Deadball Rebounds: 1, 0: 1

Tot FG %: 1st Half: 5-27 .185
3-Pt FG %: 1st Half: 0- 6 .000
FT % : 1st Half: 3- 6 .500

	1	2	HT
AE	10	3	13
WAV	22	12	12

	1st	2nd	OT	OT	Tot
Wav	34				34
AE	13				13

OFFICIALS: Danny Chandler, Ricky Robbins, Alvin Walker
Technical Fouls:
Attendance: TBA
Comments: TSSAA Boys' Class AA State Tournament Quarterfinal

1997 Class AA State Boys' Basketball Tournament

March 12 - March 15, 1997 · Murphy Center - MTSU - Murfreesboro, TN



OFFICIAL NCAA BASKETBALL BOX SCORE

Site: Murfreesboro, Tenn.
Date: March 12, 1997

Tyner High School (26-8)

THS (VISITORS)			Total FG	Total AT	3-Pts FG	3-Pts AT	FT	FT AT	Rebounds OF	Rebounds DF	Rebounds To	PF	TP	A	TO	BK	ST	MN
40	Cal, Kevin	f	5	11	0	1	4	4	3	8	11	3	14	2	1	1	1	29
42	McCuthison, Emanuel	f	8	11	1	3	0	0	5	1	6	3	17	0	4	1	3	19
44	Long, Gary	c	5	12	0	0	0	2	5	4	9	3	10	2	2	0	0	31
22	Dickerson, Brian	g	0	4	0	1	1	2	0	1	1	2	1	0	3	0	1	17
30	Ware, Gearld	g	0	2	0	0	0	0	0	0	0	2	0	0	1	0	0	15
32	Hinton, Rory		1	2	1	2	0	0	0	0	0	1	3	0	4	0	0	15
24	Hester, Taaru		0	0	0	0	0	1	0	1	1	1	0	0	1	0	2	3
10	Strickland, Shaun		1	1	0	1	0	0	0	1	1	0	2	0	1	0	1	5
14	Stewart, Windarek		0	1	0	1	0	1	0	0	0	1	0	0	2	0	0	3
34	Jones, Anthony		4	5	0	0	2	2	2	2	4	1	10	0	4	0	0	18
00	Stokes, Cortez		0	0	0	0	0	0	0	0	0	0	0	1	1	1	1	3
52	McElvain, Robert		0	0	0	0	0	0	0	0	0	0	0	0	0	0	0	1
	Team Totals								0	1	1				0			
	TOTALS		24	49	2	9	7	12	15	19	34	17	57	5	24	3	9	160

Deadball Rebounds: 1, 0: 1

Tot FG %:	1st Half:	9-21	.429	2nd Half: 15-28	.536	Game: .490
3-Pt FG %:	1st Half:	0- 1	.000	2nd Half: 2- 8	.250	Game: .222
FT % :	1st Half:	1- 6	.167	2nd Half: 6- 6	1.000	Game: .583

Austin East High School (31-4)

AE (HOME)			Total FG	Total AT	3-Pts FG	3-Pts AT	FT	FT AT	Rebounds OF	Rebounds DF	Rebounds To	PF	TP	A	TO	BK	ST	MN
10	Montgomery, Anthony	f	1	4	0	2	0	0	1	0	1	4	2	0	2	0	2	25
31	Bullard, Kwanble	f	5	7	0	0	5	5	1	4	5	2	15	0	1	1	1	21
41	Foster, Kenta	c	3	9	0	0	4	5	6	2	8	0	10	0	2	1	2	17
3	Winton, Teaun	g	2	4	0	2	2	3	1	1	2	3	6	2	3	0	0	24
5	Starnes, Damian	g	1	3	0	2	2	2	1	4	5	0	4	2	4	0	2	24
23	Kimber, Jazz		6	7	1	1	0	2	0	2	2	1	13	2	5	0	1	16
33	Felts, Brian		4	6	2	4	1	3	0	0	0	2	11	0	0	0	1	10
11	Dale, Zibria		0	1	0	0	0	0	0	1	1	1	0	0	0	0	0	6
25	Sheely, Markese		1	5	0	0	1	2	2	0	2	1	3	1	1	0	4	10
44	Earles, Adrian		2	4	0	0	0	0	0	0	0	1	4	0	0	0	1	6
22	Beal, Larry		0	1	0	0	0	0	1	0	1	0	0	1	0	0	0	2
35	Stegar, Tony		0	2	0	0	2	2	1	0	1	1	2	1	0	0	1	6
13	Hale, Howard		0	0	0	0	0	0	0	0	0	0	0	0	0	0	0	2
15	Bolden, Usie		0	1	0	1	0	0	0	0	0	0	0	0	0	0	0	1
54	Smith, Eric		0	0	0	0	0	0	0	0	0	0	0	0	1	0	0	0+
	Team Totals								1	0	1				0			
	TOTALS		25	54	3	12	17	24	15	14	29	16	70	9	19	2	15	160

Deadball Rebounds: 2, 0: 2

Tot FG %:	1st Half:	17-31	.548	2nd Half: 8-23	.348	Game: .463
3-Pt FG %:	1st Half:	3- 7	.429	2nd Half: 0- 5	.000	Game: .250
FT % :	1st Half:	5- 6	.833	2nd Half: 12-18	.667	Game: .708

	1st	2nd	OT	OT	Tot
THS	19	38			57
AE	42	28			70

THS 12 7 19 18
AE 12 30 16 12

OFFICIALS: Michael Prude, Danny Joyner, Bart Rogers
Technical Fouls: none
Attendance: 5837
Comments: 1997 TSSAA Class AA Quarterfinals

OFFICIAL NCAA BASKETBALL BOX SCORE - FIRST HALF

Tyner High School

Date: March 12, 1997

THS (VISITORS)			Total FG	Total AT	3-Pts FG	3-Pts AT	FT	FT AT	Rebounds OF	Rebounds DF	Rebounds To	PF	TP	A	TO	BK	ST	MN
40	Cal, Kevin	f	3	6	0	0	0	0	1	2	3	1	6	1	0	1	0	14
42	McCuthison, Emanuel	f	3	5	0	1	0	0	3	1	4	2	6	0	3	1	1	11
44	Long, Gary	c	2	7	0	0	0	2	2	3	5	0	4	1	2	0	0	16
22	Dickerson, Brian	g	0	1	0	0	1	2	0	1	1	1	1	0	3	0	0	9
30	Ware, Gearld	g	0	1	0	0	0	0	0	0	0	1	0	0	1	0	0	11
32	Hinton, Rory		0	0	0	0	0	0	0	0	0	0	0	0	3	0	0	6
24	Hester, Taaru		0	0	0	0	0	1	0	0	0	1	0	0	1	0	1	2
10	Strickland, Shaun		0	0	0	0	0	0	0	1	1	0	0	0	1	0	1	3
14	Stewart, Windarek		0	0	0	0	0	1	0	0	0	1	0	0	2	0	0	2
34	Jones, Anthony		1	1	0	0	0	0	0	0	0	0	2	0	0	0	0	3
00	Stokes, Cortez		0	0	0	0	0	0	0	0	0	0	0	0	1	0	1	2
52	McElvain, Robert		0	0	0	0	0	0	0	0	0	0	0	0	0	0	0	1
	Team Totals								0	0	0				0			
	TOTALS		9	21	0	1	1	6	6	8	14	7	19	2	17	2	4	80

Deadball Rebounds: 1, 0: 1

Tot FG %: 1st Half: 9-21 .429
3-Pt FG %: 1st Half: 0- 1 .000
FT % : 1st Half: 1- 6 .167

Austin East High School

AE (HOME)			Total FG	Total AT	3-Pts FG	3-Pts AT	FT	FT AT	Rebounds OF	Rebounds DF	Rebounds To	PF	TP	A	TO	BK	ST	MN
10	Montgomery, Anthony	f	1	2	0	1	0	0	0	0	0	3	2	0	1	0	1	16
31	Bullard, Kwanble	f	4	5	0	0	3	3	0	4	4	1	11	0	1	1	1	11
41	Foster, Kenta	c	1	4	0	0	0	0	3	2	5	0	2	0	2	0	1	9
3	Winton, Teaun	g	1	3	0	2	1	1	0	0	0	2	3	2	1	0	0	14
5	Starnes, Damian	g	0	0	0	0	0	0	1	2	3	0	0	2	4	0	2	3
23	Kimber, Jazz		5	5	1	1	0	0	0	2	2	1	11	0	2	0	0	7
33	Felts, Brian		3	4	2	3	1	2	0	0	0	1	9	0	0	0	1	7
11	Dale, Zibria		0	1	0	0	0	0	0	0	0	1	0	0	0	0	0	3
25	Sheely, Markese		2	5	0	0	0	0	2	0	2	1	4	1	1	0	3	6
44	Earles, Adrian		0	1	0	0	0	0	0	0	0	0	0	0	0	0	1	3
22	Beal, Larry		0	1	0	0	0	0	1	0	1	0	0	0	0	0	0	1
13	Hale, Howard		0	0	0	0	0	0	0	0	0	0	0	0	0	0	0	--
15	Bolden, Usie		0	0	0	0	0	0	0	0	0	0	0	0	0	0	0	--
35	Stegar, Tony		0	0	0	0	0	0	0	0	0	0	0	0	0	0	0	--
54	Smith, Eric		0	0	0	0	0	0	0	0	0	0	0	0	0	0	0	--
	Team Totals								0	0	0				0			
	TOTALS		17	31	3	7	5	6	7	10	17	10	42	5	12	1	10	80

Deadball Rebounds: 0, 0: 0

Tot FG %: 1st Half: 17-31 .548
3-Pt FG %: 1st Half: 3- 7 .429
FT % : 1st Half: 5- 6 .833

THS | 12 | 7
AE | 12 | 30

	1st	2nd	OT	OT	Tot
THS	19				19
AE	42				42

OFFICIALS: Michael Prude, Danny Joyner, Bart Rogers
Technical Fouls:
Attendance: TBA
Comments: 1997 TSSAA Class AA Quarterfinals

OFFICIAL NCAA BASKETBALL BOX SCORE — Site: Murfreesboro, Tenn.

Austin East High School (31-5) — Date: March 14, 1997

	AE (VISITORS)		Total FG	Total AT	3-Pts FG	3-Pts AT	FT	FT AT	Rebounds OF	Rebounds DF	Rebounds To	PF	TP	A	TO	BK	ST	MN
10	Montgomery, Anthony	f	5	12	2	4	2	2	3	1	4	5	14	1	1	0	0	26
31	Bullard, Kwanble	f	6	6	0	0	1	3	4	3	7	4	13	0	5	0	3	24
41	Foster, Kenta	c	0	2	0	2	1	2	1	1	2	2	1	0	0	0	1	12
3	Winton, Teaun	g	3	5	0	1	2	4	2	1	3	4	8	5	5	0	3	26
5	Starnes, Damian	g	2	5	0	1	0	0	2	1	3	1	4	3	2	0	1	19
23	Kimber, Jazz		3	7	0	2	3	4	2	1	3	3	9	0	2	0	1	15
33	Felts, Brian		6	12	3	7	1	2	0	3	3	2	16	0	1	1	0	25
44	Earles, Adrian		0	0	0	0	0	0	0	0	0	1	0	0	0	0	0	3
11	Dale, Zibria		0	0	0	0	0	0	0	0	0	0	0	0	0	0	0	2
25	Sheely, Markese		0	6	0	1	0	0	2	0	2	4	0	0	2	0	2	8
35	Stegar, Tony		0	1	0	0	0	0	1	0	1	0	0	0	0	0	0	0+
13	Hale, Howard		--	--	--	--	--	--	--	--	--	--	--	--	--	--	--	DNP
15	Bolden, Usie		--	--	--	--	--	--	--	--	--	--	--	--	--	--	--	DNP
22	Beal, Larry		--	--	--	--	--	--	--	--	--	--	--	--	--	--	--	DNP
54	Smith, Eric		--	--	--	--	--	--	--	--	--	--	--	--	--	--	--	DNP
	Team Totals								2	0	2				0			
	TOTALS		25	56	5	18	10	17	19	11	30	26	65	9	18	1	11	136

Deadball Rebounds: 3, 0: 3

Tot FG %:	1st Half:	10-21	.476	2nd Half: 15-35	.429	Game: .446
3-Pt FG %:	1st Half:	3-11	.273	2nd Half: 2- 7	.286	Game: .278
FT % :	1st Half:	1- 4	.250	2nd Half: 9-13	.692	Game: .588

Union City High School (28-6)

	UC (HOME)		Total FG	Total AT	3-Pts FG	3-Pts AT	FT	FT AT	Rebounds OF	Rebounds DF	Rebounds To	PF	TP	A	TO	BK	ST	MN
34	Hayslett, Jeff	f	1	2	0	0	0	0	1	3	4	5	2	0	0	0	0	24
42	Williams, Marcus	f	6	7	1	2	6	9	3	0	3	5	19	1	3	2	0	25
44	Jones, James	c	0	0	0	0	0	0	0	1	1	4	0	0	1	0	1	13
10	King, Chad	g	8	11	1	2	4	6	0	3	3	3	21	3	3	0	3	32
30	Davis, Nate	g	4	8	2	5	14	17	1	4	5	1	24	1	6	0	1	32
31	Clark, Reed		3	7	1	2	2	2	1	3	4	1	9	0	2	0	0	21
33	Acree, Will		0	1	0	0	1	2	0	1	1	0	1	0	0	0	0	9
40	Hepler, Ryan		0	0	0	0	0	0	1	0	1	0	0	0	1	0	0	3
24	Morris, Aaron		--	--	--	--	--	--	--	--	--	--	--	--	--	--	--	DNP
25	Genes, Kyonn		--	--	--	--	--	--	--	--	--	--	--	--	--	--	--	DNP
35	Lewis, Jackie		--	--	--	--	--	--	--	--	--	--	--	--	--	--	--	DNP
45	Williams, Eric		--	--	--	--	--	--	--	--	--	--	--	--	--	--	--	DNP
	Team Totals								0	1	1				0			
	TOTALS		22	36	5	11	27	36	7	16	23	19	76	5	16	2	5	160

Deadball Rebounds: 5, 0: 5

Tot FG %:	1st Half:	14-20	.700	2nd Half: 8-16	.500	Game: .611
3-Pt FG %:	1st Half:	4- 8	.500	2nd Half: 1- 3	.333	Game: .455
FT % :	1st Half:	5- 5	1.000	2nd Half: 22-31	.710	Game: .750

	1st	2nd	OT	OT	Tot
AE	24	41			65
UC	37	39			76

OFFICIALS: Michael Prude, Danny Freeman, Bart Rogus

Technical Fouls: none

Attendance: TBA

Comments: 1997 TSSAA Boys State Tournament -- Class AA Semifinal

AE	15	9	21	20
UC	14	23	15	24

OFFICIAL NCAA BASKETBALL BOX SCORE - FIRST HALF

Austin East High School

Date: March 14, 1997

AE (VISITORS)			Total FG	Total AT	3-Pts FG	3-Pts AT	FT	AT	Rebounds OF	Rebounds DF	Rebounds To	PF	TP	A	TO	BK	ST	MN
10	Montgomery, Anthony	f	1	4	1	2	0	0	0	0	0	3	3	1	0	0	0	14
31	Bullard, Kwanble	f	3	3	0	0	0	2	2	2	4	0	6	0	3	0	1	12
41	Foster, Kenta	c	0	2	0	2	1	2	0	0	0	0	1	0	0	0	0	7
3	Winton, Teaun	g	1	2	0	1	0	0	1	0	1	1	2	3	2	0	1	11
5	Starnes, Damian	g	2	4	0	1	0	0	2	0	2	0	4	1	1	0	1	13
23	Kimber, Jazz		0	1	0	1	0	0	1	0	1	1	0	0	2	0	0	6
33	Felts, Brian		3	5	2	4	0	0	0	1	1	0	8	0	1	0	0	11
44	Earles, Adrian		0	0	0	0	0	0	0	0	0	1	0	0	0	0	0	4
11	Dale, Zibria		0	0	0	0	0	0	0	0	0	0	0	0	0	0	0	2
13	Hale, Howard		0	0	0	0	0	0	0	0	0	0	0	0	0	0	0	--
15	Bolden, Usie		0	0	0	0	0	0	0	0	0	0	0	0	0	0	0	--
22	Beal, Larry		0	0	0	0	0	0	0	0	0	0	0	0	0	0	0	--
25	Sheely, Markese		0	0	0	0	0	0	0	0	0	0	0	0	0	0	0	--
35	Stegar, Tony		0	0	0	0	0	0	0	0	0	0	0	0	0	0	0	--
54	Smith, Eric		0	0	0	0	0	0	0	0	0	0	0	0	0	0	0	--
	Team Totals								1	0	1				0			
	TOTALS		10	21	3	11	1	4	7	3	10	6	24	5	9	0	3	80

Deadball Rebounds: 2, 0: 2

Tot FG %: 1st Half: 10-21 .476
3-Pt FG %: 1st Half: 3-11 .273
FT % : 1st Half: 1- 4 .250

Union City High School

UC (HOME)			Total FG	Total AT	3-Pts FG	3-Pts AT	FT	AT	Rebounds OF	Rebounds DF	Rebounds To	PF	TP	A	TO	BK	ST	MN
34	Hayslett, Jeff	f	0	1	0	0	0	0	0	2	2	2	0	0	0	0	0	15
42	Williams, Marcus	f	3	4	1	2	2	2	2	0	2	2	9	1	2	1	0	15
44	Jones, James	c	0	0	0	0	0	0	0	0	0	3	0	0	1	0	1	6
10	King, Chad	g	6	6	1	1	2	2	0	1	1	0	15	1	1	0	3	16
30	Davis, Nate	g	3	5	1	3	1	1	1	1	2	0	8	1	2	0	0	16
31	Clark, Reed		2	4	1	2	0	0	0	1	1	0	5	0	1	0	0	10
33	Acree, Will		0	0	0	0	0	0	0	0	0	0	0	0	0	0	0	1
40	Hepler, Ryan		0	0	0	0	0	0	0	0	0	0	0	0	0	0	0	1
24	Morris, Aaron		0	0	0	0	0	0	0	0	0	0	0	0	0	0	0	--
25	Genes, Kyonn		0	0	0	0	0	0	0	0	0	0	0	0	0	0	0	--
35	Lewis, Jackie		0	0	0	0	0	0	0	0	0	0	0	0	0	0	0	--
45	Williams, Eric		0	0	0	0	0	0	0	0	0	0	0	0	0	0	0	--
	Team Totals								0	0	0				0			
	TOTALS		14	20	4	8	5	5	3	5	8	7	37	3	7	1	4	80

Deadball Rebounds: 0, 0: 0

Tot FG %: 1st Half: 14-20 .700
3-Pt FG %: 1st Half: 4- 8 .500
FT % : 1st Half: 5- 5 1.000

AE 15 9
UC 14 23

	1st	2nd	OT	OT	Tot
AE	24				24
UC	37				37

OFFICIALS: Michael Prude, Danny Freeman, Bart Rogus
Technical Fouls:
Attendance: TBA
Comments: 1997 TSSAA Boys State Tournament -- Class AA Semifinal

1995 Class AA State Boys' Basketball Tournament

March 15 - March 18, 1995 · Murphy Center - MTSU - Murfreesboro, TN

Game 1
Wed. Mar. 15 7:00 PM

Frayser (26-8)	63
Knoxville Fulton (21-10)	58

Game 2
Wed. Mar. 15 8:45 PM

Sweetwater (33-2)	80
Union City (27-7)	53

Game 3
Thu. Mar. 16 11:00 AM

Harriman (28-3)	76
Austin-East (26-8)	65

Game 4
Thu. Mar. 16 12:45 PM

David Lipscomb (27-5)	79
Giles Co. (29-1)	67

Game 5
Fri. Mar. 17 2:30 PM

Frayser	65
Sweetwater	77

Game 6
Fri. Mar. 17 5:15 PM

Harriman	84
David Lipscomb	67

Game 7
Sat. Mar. 18 5:00 PM

Sweetwater	59
Harriman	65

Harriman
STATE CHAMPION

010

OFFICIAL NCAA BASKETBALL BOX SCORE

Site: MURFREESBORO, TENN.

Date: March 16, 1995

AUSTIN-EAST HIGH SCHOOL (26-9)

	AEHS (VISITORS)		Total FG	Total AT	3-Pts FG	3-Pts AT	FT	FT AT	Rebounds OF	Rebounds DF	Rebounds To	PF	TP	A	TO	BK	ST	MN
23	THOMPSON, CHRIS	f	1	3	0	1	0	0	0	1	1	1	2	0	1	0	0	11
35	CLARK, JOE	f	0	6	0	0	3	4	3	2	5	4	3	0	0	0	1	13
44	FOSTER, KENNETH	c	10	20	0	0	1	2	7	5	12	4	21	0	3	0	2	28
00	FENDERSON, ANDRE	g	6	23	4	14	0	0	1	3	4	1	16	0	4	0	1	30
10	MONTGOMERY, ANTHONY	g	0	1	0	0	0	0	0	0	0	1	0	0	0	0	0	3
3	WINTON, TEAUN		3	6	1	4	1	3	1	1	2	4	8	2	1	0	1	18
5	STARNES, DAMIEN		0	4	0	2	0	0	3	1	4	1	0	2	1	0	0	15
15	CHANDLER, WAYNE		1	2	0	0	0	0	1	1	2	0	2	0	2	0	0	11
25	PRIGMORE, TIM		0	2	0	0	0	0	0	0	0	2	0	0	1	0	3	10
41	LUNDY, GREG		2	6	0	0	2	2	6	3	9	3	6	2	1	0	1	14
53	WOODS, KAREEM		3	3	0	0	1	2	4	1	5	3	7	0	0	0	0	8
11	HYATT, JASON		--	--	--	--	--	--	--	--	--	--	--	--	--	--	--	DNP
33	BULLARD, KWANBLE		--	--	--	--	--	--	--	--	--	--	--	--	--	--	--	DNP
	Team Totals								3	3	6				0			
	TOTALS		26	76	5	21	8	13	29	21	50	24	65	6	14	0	9	160

Deadball Rebounds: 1, 0: 1

Tot FG %:	1st Half:	10-33	.303	2nd Half:	16-43	.372	Game: .342
3-Pt FG %:	1st Half:	3-10	.300	2nd Half:	2-11	.182	Game: .238
FT % :	1st Half:	3- 5	.600	2nd Half:	5- 8	.625	Game: .615

HARRIMAN HIGH SCHOOL (29-3)

	HHS (HOME)		Total FG	Total AT	3-Pts FG	3-Pts AT	FT	FT AT	Rebounds OF	Rebounds DF	Rebounds To	PF	TP	A	TO	BK	ST	MN
24	HALL, SHANE	f	0	2	0	0	2	2	0	3	3	0	2	0	3	0	0	20
34	COPELAND, JEREMAINE	f	14	21	5	9	11	12	1	2	3	3	44	3	5	3	6	32
32	HOLMES, CEDRICK	c	4	5	0	0	7	9	1	5	6	4	15	2	0	1	1	28
4	BOYD, MARC	g	2	3	0	1	1	3	0	3	3	4	5	3	5	0	1	32
10	TILLEY, BRENT	g	1	6	1	4	0	1	3	4	7	1	3	1	1	0	0	30
22	JENKINS, CORY		0	1	0	1	0	2	0	0	0	0	0	0	0	0	0	3
40	LOVE, GREG		3	4	1	1	0	2	0	4	4	2	7	0	2	1	0	15
05	BALCOM, DONALD		--	--	--	--	--	--	--	--	--	--	--	--	--	--	--	DNP
12	GOINS, DANIEL		--	--	--	--	--	--	--	--	--	--	--	--	--	--	--	DNP
20	PHILLIPS, BOBBY		--	--	--	--	--	--	--	--	--	--	--	--	--	--	--	DNP
30	DAUGHERTY, MITCHELL		--	--	--	--	--	--	--	--	--	--	--	--	--	--	--	DNP
44	PICKELL, TRAVIS		--	--	--	--	--	--	--	--	--	--	--	--	--	--	--	DNP
	Team Totals								1	4	5				0			
	TOTALS		24	42	7	16	21	31	6	25	31	14	76	10	16	5	8	160

Deadball Rebounds: 1, 0: 1

Tot FG %:	1st Half:	9-21	.429	2nd Half:	15-21	.714	Game: .571
3-Pt FG %:	1st Half:	2- 8	.250	2nd Half:	5- 8	.625	Game: .438
FT % :	1st Half:	14-20	.700	2nd Half:	7-11	.636	Game: .677

	1st	2nd	OT	OT	Tot
AEHS	26	39			65
HHS	34	42			76

OFFICIALS: STEVE NIXON, ANDY GRIFFIN, LAVON WORKS

Technical Fouls: none

Attendance: TBA

Comments: TSSAA AA QUARTERFINALS

MOST OFF REB 29, Harriman

	1	2	3	4
AE	13	13	13	26
HHS	19	15	18	24

01

CURRENT STATS - HALFTIME CompuSTATS / San Diego,CA (619)296-7834

AUSTIN-EAST HIGH SCHOOL Date: March 16, 1995

	AEHS (VISITORS)		FG	AT	FG	AT	FT	AT	OF	DF	To	PF	TP	A	TO	BK	ST	MN
			Total-3-pts						Rebounds									
23	THOMPSON,CHRIS	f	1	3	0	1	0	0	0	1	1	1	2	0	1	0	0	10
35	CLARK,JOE	f	0	3	0	0	0	0	0	1	1	4*	0	0	0	0	0	5
44	FOSTER,KENNETH	c	3*	8	0	0	1	2*	4*	2*	6*	2	7	0	3*	0	2*	13
00	FENDERSON,ANDRE	g	3*	10*	2*	7*	0	0	0	1	1	1	8*<	0	0	0	1	14
10	MONTGOMERY,ANTHONY	g	0	1	0	0	0	0	0	0	0	1	0	0	0	0	0	3
03	WINTON,TEAUN		1	2	1	2	0	1	1	1	2	2	3	1*	0	0	0	5
05	STARNES,DAMIEN		0	1	0	0	0	0	1	1	2	0	0	0	1	0	0	5
11	HYATT,JASON		0	0	0	0	0	0	0	0	0	0	0	0	0	0	0	0
15	CHANDLER,WAYNE		1	2	0	0	0	0	1	1	2	0	2	0	2	0	0	6
25	PRIGMORE,TIM		0	0	0	0	0	0	0	0	0	0	0	0	1	0	0	7
33	BULLARD,KWANBLE		0	0	0	0	0	0	0	0	0	0	0	0	0	0	0	0
41	LUNDY,GREG		1	3	0	0	2*	2*	3	2*	5	2	4	1*	1	0	1	10
53	WOODS,KAREEM		0	0	0	0	0	0	0	0	0	0	0	0	0	0	0	2
	Team Totals								2	2	4				9			
	TOTALS		10	33	3	10	3	5	12	12	24	13	26	2	9	0	4	80

Deadball Rebounds: 0, 0: 0

Tot FG %:	1st Half: 10-33	.303	2nd Half: 0- 0	.000	Game:	.303
3-Pt FG %:	1st Half: 3-10	.300	2nd Half: 0- 0	.000	Game:	.300
FT % :	1st Half: 3- 5	.600	2nd Half: 0- 0	.000	Game:	.600

HARRIMAN HIGH SCHOOL

	HHS (HOME)		FG	AT	FG	AT	FT	AT	OF	DF	To	PF	TP	A	TO	BK	ST	MN
			Total-3-Pts						Rebounds									
24	HALL,SHANE	f	0	2	0	0	2	2	0	0	0	0	2	0	2*	0	0	12
34	COPELAND,JEREMAINE	f	6*	9*	1*	3	7*	8*	1	2	3	1	20*<	0	2*	1*	5*	16
32	HOLMES,CEDRICK	c	1	2	0	0	4	5	1	3	4*	3*	6	1*	0	1*	1	12
04	BOYD,MARC	g	1	2	0	1	1	2	0	1	1	1	3	1*	2*	0	1	16
10	TILLEY,BRENT	g	1	5	1*	4*	0	0	3*	1	4*	1	3	1*	0	0	0	16
05	BALCOM,DONALD		0	0	0	0	0	0	0	0	0	0	0	0	0	0	0	0
12	GOINS,DANIEL		0	0	0	0	0	0	0	0	0	0	0	0	0	0	0	0
20	PHILLIPS,BOBBY		0	0	0	0	0	0	0	0	0	0	0	0	0	0	0	0
22	JENKINS,CORY		0	0	0	0	0	2	0	0	0	0	0	0	0	0	0	1
30	DAUGHERTY,MITCHELL		0	0	0	0	0	0	0	0	0	0	0	0	0	0	0	0
40	LOVE,GREG		0	1	0	0	0	1	0	4*	4*	1	0	0	1	0	0	7
44	PICKELL,TRAVIS		0	0	0	0	0	0	0	0	0	0	0	0	0	0	0	0
	Team Totals								0	2	2				7			
	TOTALS		9	21	2	8	14	20	5	13	18	7	34	3	7	2	7	80

Deadball Rebounds: 1, 0: 1

Tot FG %:	1st Half: 9-21	.429	2nd Half: 0- 0	.000	Game:	.429
3-Pt FG %:	1st Half: 2- 8	.250	2nd Half: 0- 0	.000	Game:	.250
FT % :	1st Half: 14-20	.700	2nd Half: 0- 0	.000	Game:	.700

* - Denotes high in that category

HHS : largest lead: 11 No. of leads: 1
AEHS: largest lead: 2 No. of leads: 1

Lead Changes: 0 No. of Ties: 1

	1	2
Austin East	13	13
Harriman	19	15

1994 Class AA State Boys' Basketball Tournament

March 16 - March 19, 1994 · Murphy Center - MTSU - Murfreesboro, TN

Game 1
Wed. Mar. 16 7:00 PM

Giles Co. (27-4)	73
Obion Co. (31-3)	67

Game 2
Wed. Mar. 16 8:45 PM

Alcoa (32-2)	63
Tyner (28-4)	50

Game 3
Thu. Mar. 17 11:00 AM

Sweetwater (29-4)	73
White House (21-9)	54

Game 4
Thu. Mar. 17 12:45 PM

Booker T. Washington (26-6)	88
Austin-East (24-8)	71

Game 5
Fri. Mar. 18 2:30 PM

Giles Co.	65
Alcoa	59

Game 6
Fri. Mar. 18 5:15 PM

Sweetwater	67
Booker T. Washington	57

Game 7
Sat. Mar. 19 5:00 PM

Giles Co.	53
Sweetwater	71

Sweetwater
STATE CHAMPION

OFFICIAL NCAA BASKETBALL BOX SCORE

Site: Murfreesboro, Tenn.

Austin-East High School, Knoxville (24-9)

Date: March 17, 1994

AEHS (VISITORS)			Total FG	Total AT	3-Pts FG	3-Pts AT	FT	AT	Rebounds OF	DF	To	PF	TP	A	TO	BK	ST	MN
10	Cox, George	f	8	18	4	7	3	6	2	2	4	3	23	1	3	2	3	27
25	Mize, Shannon	f	7	11	0	0	2	2	3	6	9	4	16	3	1	1	2	27
33	Mobley, Micheal	c	0	3	0	1	0	0	0	0	0	1	0	0	0	1	0	8
00	Benton, David	g	1	6	0	0	0	0	1	1	2	4	2	3	6	0	2	21
5	Brown, Courtney	g	1	2	0	0	2	2	0	0	0	2	4	1	1	0	3	14
3	Winton, Teaun		0	0	0	0	0	0	0	0	0	0	0	1	0	0	1	2
11	Fenderson, Andre		3	8	1	5	1	1	0	1	1	0	8	0	3	0	1	14
15	Chandler, Wayne		1	3	0	0	0	0	0	1	1	0	2	0	1	0	0	2
23	Montgomery, Anthony		0	0	0	0	0	0	0	0	0	0	0	0	1	0	0	2
35	Prigmore, Tim		0	1	0	1	0	0	0	0	0	1	0	0	3	0	1	8
41	Lundy, Greg		2	5	0	0	2	2	2	2	4	4	6	0	3	0	0	13
44	Foster, Kenneth		4	7	0	0	2	2	3	4	7	1	10	0	1	0	0	21
53	Hyatt, Jason		0	0	0	0	0	0	0	0	0	0	0	0	0	0	1	2
	Team Totals								0	1	1				0			
	TOTALS		27	64	5	14	12	15	11	18	29	20	71	9	23	4	14	160

Deadball Rebounds: 2, 0: 2

Tot FG %:	1st Half:	15-32	.469	2nd Half:	12-32	.375	Game:	.422
3-Pt FG %:	1st Half:	2- 5	.400	2nd Half:	3- 9	.333	Game:	.357
FT % :	1st Half:	3- 3	1.000	2nd Half:	9-12	.750	Game:	.800

Booker T. Washington High School (27-6)

BTW (HOME)			Total FG	Total AT	3-Pts FG	3-Pts AT	FT	AT	Rebounds OF	DF	To	PF	TP	A	TO	BK	ST	MN
23	Wilburn, Kevin	f	8	12	0	1	1	1	2	0	2	0	17	2	5	1	2	23
32	Sledge, Corry	f	9	16	0	0	1	1	8	6	14	2	19	0	2	2	2	26
42	Wright, Lorenzen	c	9	16	0	0	3	7	4	8	12	4	21	3	5	4	3	31
10	Williams, Rewis	g	7	10	0	0	1	3	4	2	6	1	15	7	2	0	4	31
22	Harris, Antonio	g	5	15	0	4	3	6	0	7	7	2	13	5	5	0	2	31
20	Lightning, Victor		1	1	0	0	1	2	4	1	5	2	3	0	3	0	0	10
30	Nichols, Bernard		0	1	0	0	0	0	0	2	2	2	0	2	1	0	0	7
44	Clark, Elliot		0	0	0	0	0	0	0	0	0	0	0	0	0	0	0	1
14	Waddlington, Antadre		--	--	--	--	--	--	--	--	--	--	--	--	--	--	--	DNP
15	Mosley, Terry		--	--	--	--	--	--	--	--	--	--	--	--	--	--	--	DNP
45	Montgomery, Marlon		--	--	--	--	--	--	--	--	--	--	--	--	--	--	--	DNP
	Team Totals								0	0	0				0			
	TOTALS		39	71	0	5	10	20	22	26	48	13	88	19	23	7	13	160

Deadball Rebounds: 2, 1: 3

Tot FG %:	1st Half:	19-36	.528	2nd Half:	20-35	.571	Game:	.549
3-Pt FG %:	1st Half:	0- 4	.000	2nd Half:	0- 1	.000	Game:	.000
FT % :	1st Half:	5-10	.500	2nd Half:	5-10	.500	Game:	.500

	1st	2nd	OT	OT	Tot
AEHS	35	36			71
BTW	43	45			88

OFFICIALS: Tim Gattis, David Mason, Frank Hammonds

Technical Fouls: none

Attendance: TBA

Comments: TSSAA State Tournament

Austin East	25	10	12	24
Booker T. Washington	23	20	21	24

CURRENT STATS - HALFTIME CompuSTATS / San Diego,CA (619)296-7834

Austin-East High School, Knoxville Date: March 17, 1994

	AEHS (VISITORS)		FG	AT	FG	AT	FT	AT	OF	DF	To	PF	TP	A	TO	BK	ST	MN
			Total		3-pts				Rebounds									
10	Cox,George	f	3	5	1*	1	0	0	0	1	1	0	7	1*	2	0	0	13
25	Mize,Shannon	f	5*	9*	0	0	2*	2*	2*	4*	6*	2*	12*<	0	1	1*	0	15
33	Mobley,Micheal	c	0	2	0	0	0	0	0	0	0	1	0	0	0	1*	0	4
00	Benton,David	g	1	2	0	0	0	0	1	1	2	2*	2	0	3*	0	1	11
05	Brown,Courtney	g	1	2	0	0	0	0	0	0	0	1	2	1*	0	0	3*	10
03	Winton,Teaun		0	0	0	0	0	0	0	0	0	0	0	0	0	0	0	0
11	Fenderson,Andre		3	6	1*	4*	1	1	0	1	1	0	8	0	2	0	1	7
15	Chandler,Wayne		0	0	0	0	0	0	0	0	0	0	0	0	0	0	0	0
23	Montgomery,Anthony		0	0	0	0	0	0	0	0	0	0	0	0	0	0	0	0
35	Prigmore,Tim		0	0	0	0	0	0	0	0	0	1	0	0	3*	0	1	4
41	Lundy,Greg		1	2	0	0	0	0	0	1	1	2*	2	0	2	0	0	6
44	Foster,Kenneth		1	4	0	0	0	0	2*	4*	6*	1	2	0	1	0	0	10
53	Hyatt,Jason		0	0	0	0	0	0	0	0	0	0	0	0	0	0	0	0
	Team Totals								0	0	0				14			
	TOTALS		15	32	2	5	3	3	5	12	17	10	35	2	14	2	6	80

Deadball Rebounds: 0, 0: 0

Tot FG %:	1st Half:	15-32	.469	2nd Half:	0- 0	.000	Game: .469
3-Pt FG %:	1st Half:	2- 5	.400	2nd Half:	0- 0	.000	Game: .400
FT % :	1st Half:	3- 3	1.000	2nd Half:	0- 0	.000	Game: 1.000

Booker T. Washington High School

	BTW (HOME)		FG	AT	FG	AT	FT	AT	OF	DF	To	PF	TP	A	TO	BK	ST	MN
			Total		3-Pts				Rebounds									
23	Wilburn,Kevin	f	3	4	0	0	1	1	1	0	1	0	7	2	4	1*	1	12
32	Sledge,Corry	f	3	7	0	0	0	0	2	2	4	1	6	0	0	1*	1	12
42	Wright,Lorenzen	c	7*	10*	0	0	1	3	4*	4*	8*	0	15*<	1	5*	1*	2*	16
10	Williams,Rewis	g	3	4	0	0	1	2	1	0	1	0	7	4*	0	0	2*	16
22	Harris,Antonio	g	2	9	0	4*	2*	4*	0	4*	4	2*	6	3	3	0	1	16
14	Waddlington,Antadre		0	0	0	0	0	0	0	0	0	0	0	0	0	0	0	0
15	Mosley,Terry		0	0	0	0	0	0	0	0	0	0	0	0	0	0	0	0
20	Lightning,Victor		1	1	0	0	0	0	2	0	2	1	2	0	1	0	0	4
30	Nichols,Bernard		0	1	0	0	0	0	0	1	1	1	0	2	0	0	0	4
44	Clark,Elliot		0	0	0	0	0	0	0	0	0	0	0	0	0	0	0	0
45	Montgomery,Marlon		0	0	0	0	0	0	0	0	0	0	0	0	0	0	0	0
	Team Totals								0	0	0				13			
	TOTALS		19	36	0	4	5	10	10	11	21	5	43	12	13	3	7	80

Deadball Rebounds: 0, 1: 1

Tot FG %:	1st Half:	19-36	.528	2nd Half:	0- 0	.000	Game: .528
3-Pt FG %:	1st Half:	0- 4	.000	2nd Half:	0- 0	.000	Game: .000
FT % :	1st Half:	5-10	.500	2nd Half:	0- 0	.000	Game: .500

* - Denotes high in that category

BTW : largest lead: 12 No. of leads: 7
AEHS: largest lead: 2 No. of leads: 2

Lead Changes: 2 No. of Ties: 6

	1	2	H
Austin East	25	10	35
Booker T. Washington	23	20	43

1989 Class AA State Boys' Basketball Tournament

March 15 - March 18, 1989 · Murphy Center - MTSU - Murfreesboro, TN

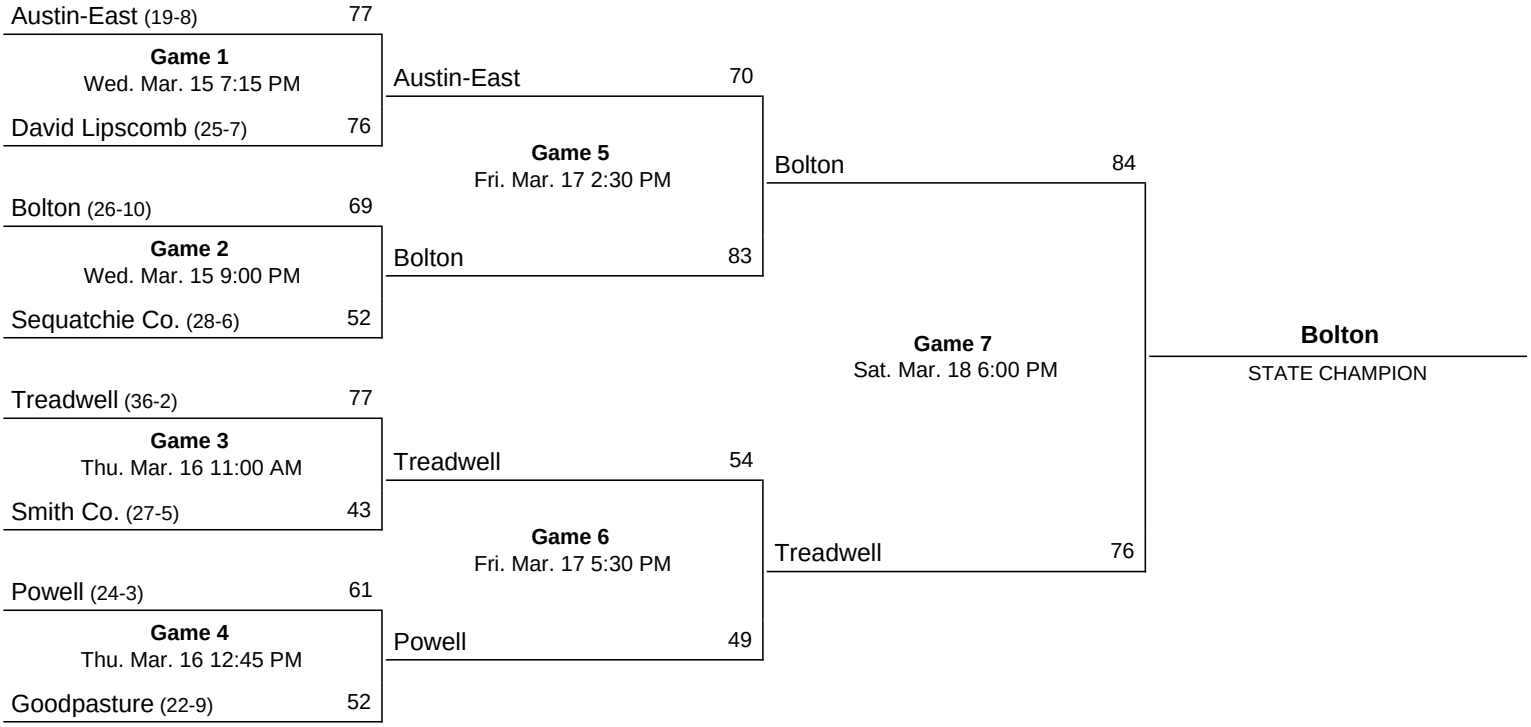

OFFICIAL NCAA BASKETBALL BOX SCORE

Date 3/15/89 Site Murfreesboro, Tenn.

VISITORS (Last Name, First)

No.	Austin-East		Total FG FG	Total FG FGA	3-point FG	3-point FGA	FT	FTA	Rebounds Off	Rebounds Def	Rebounds Tot	PF	TP	A	TO	BLK	S	MIN
31	Milton Dean	f	7	15	1	2	2	5	1	3	4	5	17	0	0	0	3	
35	Tim Davis	f	3	5	0	0	5	7	0	0	0	4	11	8	5	0	0	
41	Toby McClellan	c	9	15	1	5	0	1	5	3	8	2	19	0	2	0	0	
51	Rhonyia Quick	g	2	2	0	0	1	3	0	1	1	4	5	0	0	0	0	
53	Darrell Middleton	g	8	13	0	0	3	7	4	7	11	2	19	0	1	2	0	
45	Amiri Johnson		0	0	0	0	0	0	0	1	1	3	0	0	0	1	0	
5	John Whiteside		1	3	0	0	4	4	3	2	5	0	6	0	0	0	0	
	TEAM REBOUNDS (Included in Totals)										1							
	TOTALS		30	53	2	7	15	27	13	17	31	20	77	8	8	3	3	

TOTAL FG %: 1st Half .542 (13-24) 2nd Half .586 (17-29) Game .566
3-Pt. FG %: 1st Half .333 (1-3) 2nd Half .250 (1-4) Game .286
FT %: 1st Half .000 (0-2) 2nd Half .600 (15-25) Game .556

Deadball Rebounds 2

HOME (Last Name, First)

No.	David Lipscomb		Total FG FG	Total FG FGA	3-point FG	3-point FGA	FT	FTA	Rebounds Off	Rebounds Def	Rebounds Tot	PF	TP	A	TO	BLK	S	MIN
4	Lee Anderson	f	1	1	1	1	1	4	0	1	1	5	4	5	3	0	1	
12	John Martin	f	0	1	0	0	0	0	1	6	7	2	0	1	1	0	0	
20	Michael Green	c	13	23	2	4	8	9	2	4	6	4	36	0	2	0	1	
22	Greg Thompson	g	4	8	2	3	4	4	1	2	3	5	14	2	6	0	1	
33	Shane Kirby	g	4	9	0	0	8	8	0	4	4	3	16	1	1	0	1	
40	Reid Collins		1	1	0	0	2	2	0	0	0	0	4	0	0	0	0	
23	Adam Fuller		1	2	0	0	0	0	0	1	1	2	2	1	0	0	0	
24	Jeff Wilson		0	0	0	0	0	0	0	0	0	0	0	0	0	0	0	
30	Jeff Keller		0	0	0	0	0	0	0	0	0	0	0	0	0	0	0	
32	Tim Gualtney		0	0	0	0	0	0	0	0	0	0	0	0	0	0	0	
	TEAM REBOUNDS (Included in Totals)										2							
	TOTALS		24	45	5	8	23	27	4	18	24	21	76	10	13	0	4	

TOTAL FG %: 1st Half .450 (9-20) 2nd Half .600 (15-25) Game .533
3-Pt. FG %: 1st Half .500 (1-2) 2nd Half .667 (4-6) Game .625
FT %: 1st Half .889 (8-9) 2nd Half .833 (15-18) Game .852

Deadball Rebounds 3

OFFICIALS:

Technical Fouls:

Attendance

Copyright 1987 National Collegiate Athletic Association

SCORE BY PERIODS	1st H.	2nd H.	OT	OT	FINAL
Austin-East	14-13	20-30			77
David Lipscomb	11-16	21-28			76

OFFICIAL NCAA BASKETBALL BOX SCORE

Date 3/15/89 Site Murfreesboro, Tenn.

VISITORS (Last Name, First)

No.	Austin-East		Total FG FG	Total FG FGA	3-point FG	3-point FGA	FT	FTA	Rebounds Off	Rebounds Def	Rebounds Tot	PF	TP	A	TO	BLK	S	MIN
31	Dwight Foster	f	5	8	1	1	0	1	1	3	4	1	11	0	0	0	1	
35	Tim Davis	f	2	3	0	0	0	0	0	0	0	1	4	1	3	0	0	
41	Toby McClellan	c	3	6	0	2	0	0	1	1	2	1	6	0	0	0	0	
51	Rhonyio Quick	g	0	0	0	0	0	0	0	1	1	2	0	0	0	0	0	
53	Darrell Middleton	g	3	6	0	0	0	1	1	3	4	0	6	0	1	0	0	
45	Amiri Johnson		0	0	0	0	0	0	0	0	0	1	0	0	0	1	0	
5	John Whiteside		0	1	0	0	0	0	0	0	0	0	0	0	0	0	0	
	TEAM REBOUNDS (included in Totals)										1							
	TOTALS		13	24	1	3	0	2	3	8	12	6	27	1	4	1	1	

TOTAL FG %: 1st Half .542 2nd Half _____ Game _____

3-Pt. FG %: 1st Half .333 2nd Half _____ Game _____

FT %: 1st Half .000 2nd Half _____ Game _____

Deadball Rebounds 0

HOME (Last Name, First)

No.	David Lipscomb		Total FG FG	Total FG FGA	3-point FG	3-point FGA	FT	FTA	Rebounds Off	Rebounds Def	Rebounds Tot	PF	TP	A	TO	BLK	S	MIN
4	Lee Anderson	f	0	0	0	0	1	2	0	1	1	0	1	3	2	0	1	
12	John Martin	f	0	1	0	0	0	0	1	3	4	0	0	1	0	0	0	
20	Michael Green	c	5	11	1	2	3	3	0	1	1	2	14	0	1	0	1	
22	Greg Thompson	g	1	2	0	0	0	0	0	1	1	2	2	0	2	0	0	
33	Shane Kirby	g	2	4	0	0	2	2	0	3	3	0	6	0	1	0	1	
40	Reid Collins		1	1	0	0	2	2	0	0	0	0	4	0	0	0	0	
23	Adam Fuller		0	1	0	0	0	0	0	1	1	1	0	0	0	0	0	
	TEAM REBOUNDS (included in Totals)										1							
	TOTALS		9	20	1	2	8	9	1	10	12	5	27	4	6	0	3	

TOTAL FG %: 1st Half .451 2nd Half _____ Game _____

3-Pt. FG %: 1st Half .500 2nd Half _____ Game _____

FT %: 1st Half .889 2nd Half _____ Game _____

Deadball Rebounds 1

OFFICIALS: _____

Technical Fouls: _____

Attendance _____

SCORE BY PERIODS	1st H.	2nd H.	OT	OT	FINAL
Austin-East	14	13			
David Lipscomb	11	16			

Copyright 1987 National Collegiate Athletic Association

OFFICIAL NCAA BASKETBALL BOX SCORE

VISITORS (Last Name, First) FINAL Date 3-17-89 Site MURFREESBORO, TN

No.	BOLTON		Total FG FG	Total FG FGA	3-point FG	3-point FGA	FT	FTA	Rebounds Off	Rebounds Def	Rebounds Tot	PF	TP	A	TO	BLK	S	MIN
12	TOMMY PHILLIPS	f	7	11	1	3	1	2	2	1	3	1	16	1	2	0	0	
20	HAROLD SCOTT	f	1	4	0	0	2	2	1	2	3	4	4	3	0	0	1	
22	LANG WISEMAN	c	7	17	2	6	6	8	5	4	9	2	22	1	5	3	0	
32	KEITH BROOKS	g	6	10	0	0	1	3	1	9	10	4	13	3	1	0	1	
44	KEVIN DICKERSON	g	6	11	0	0	1	4	2	4	6	1	13	0	0	0	0	
40	BRETT BRYAN		2	2	0	0	1	2	1	0	1	1	5	0	0	0	0	
10	DEREK HALL		1	2	0	0	0	1	0	0	0	3	2	0	0	0	1	
30	JOHN SMITH		0	1	0	0	1	2	0	0	0	0	1	0	0	0	1	
14	ROB SNYDER		0	1	0	0	3	4	1	2	3	1	3	1	2	0	1	
12	RUSSELL WISEMAN		0	2	0	0	0	0	1	0	1	0	0	0	2	0	0	
34	REGINALD FRAZIER		1	1	0	0	0	0	0	0	0	1	2	0	0	0	0	
21	EDELL HICKS		0	0	0	0	2	2	0	0	0	0	2	0	1	0	0	
50	TERRELL DYE		0	0	0	0	0	0	0	0	0	0	0	0	0	0	0	
51	DARRYL CLARK		0	0	0	0	0	0	0	0	0	0	0	0	0	0	0	
54	ASHLEY THOMAS		0	0	0	0	0	0	0	0	0	0	0	0	0	0	0	
	TEAM REBOUNDS (included in Totals)										3							
	TOTALS		31	62	3	9	18	30	14	22	39	17	83	9	14	3	5	

TOTAL FG %: 1st Half .500 (16-32) 2nd Half .500 (15-30) Game .500
3-Pt. FG %: 1st Half .429 (3-7) 2nd Half .000 (0-2) Game .333
FT %: 1st Half .429 (3-7) 2nd Half .542 (13-24) Game .581

Deadball Rebounds 6

HOME (Last Name, First)

No.	AUSTIN-EAST		Total FG FG	Total FG FGA	3-point FG	3-point FGA	FT	FTA	Rebounds Off	Rebounds Def	Rebounds Tot	PF	TP	A	TO	BLK	S	MIN
31	MILTON DEAN	f	4	22	0	5	4	4	3	2	5	5	12	0	2	0	1	
35	TIM DAVIS	f	2	8	0	0	4	6	6	3	9	4	8	8	4	0	0	
41	TOBY MCCLELLAN	c	8	22	3	12	3	7	7	1	8	3	22	0	4	0	1	
51	RHONYIA QUICK	g	3	7	0	0	2	6	10	2	12	2	8	0	1	0	0	
53	DARRELL MIDDLETON		9	19	0	0	0	1	6	8	14	2	18	0	1	0	1	
45	AMIRI JOHNSON		0	1	0	0	0	0	1	0	1	2	0	0	0	0	1	
5	JOHN WHITESIDE		1	2	0	0	0	0	2	0	2	3	2	0	1	0	0	
5	SCOTTIE GLASGOW		0	1	0	0	0	0	0	0	0	1	0	0	0	0	0	
	TEAM REBOUNDS (included in Totals)										2							
	TOTALS		27	82	3	17	13	24	35	16	53	22	70	8	13	0	4	

TOTAL FG %: 1st Half .329 (12-36) 2nd Half Game .329
3-Pt. FG %: 1st Half .142 (1-7) 2nd Half Game .176
FT %: 1st Half .455 (5-11) 2nd Half Game .542

Deadball Rebounds 7

OFFICIALS:

Technical Fouls:

Attendance 2,297

SCORE BY PERIODS	1st H.	2nd H.	OT	OT	FINAL
BOLTON	15-23	14-31			83
AUSTIN-EAST	17-13	16-24			70

Copyright 1987 National Collegiate Athletic Association

OFFICIAL NCAA BASKETBALL BOX SCORE

Date 3/17/89 Site Murfreesboro, Tenn

VISITORS (Last Name, First) HALF

No.	Bolton		Total FG FG	Total FG FGA	3-point FG	3-point FGA	FT	FTA	Rebounds Off	Rebounds Def	Rebounds Tot	PF	TP	A	TO	BLK	S	MIN
2	Tommy Phillips	f	3	5	1	3	0	0	1	1	2	1	7	0	1	0	0	
0	Harold Scott	f	1	3	0	0	0	0	0	0	0	2	2	1	0	0	0	
2	Lang Wiseman	c	5	9	2	4	0	0	2	1	3	2	12	1	2	2	0	
32	Keith Brooks	g	2	4	0	0	1	2	0	5	5	3	5	2	1	0	1	
4	Kevin Dickerson	g	2	4	0	0	1	2	1	2	3	0	5	0	0	0	0	
10	Brett Bryan		2	2	0	0	1	2	1	0	1	0	5	0	0	0	0	
0	Derek Hall		1	2	0	0	0	1	0	0	0	1	2	0	0	0	1	
0	John Smith		0	1	0	0	0	0	0	0	0	0	0	0	0	0	0	
4	Rob Snyder		0	1	0	0	0	0	0	1	1	0	0	1	1	0	1	
2	Russell Wiseman		0	1	0	0	0	0	0	0	0	0	0	0	1	0	0	
	TEAM REBOUNDS (included in Totals)										2							
	TOTALS		16	32	3	7	3	7	5	10	17	9	38	5	6	2	3	

TOTAL FG %: 1st Half .500 2nd Half ____ Game ____

3-Pt. FG %: 1st Half .429 2nd Half ____ Game ____

FT %: 1st Half .429 2nd Half ____ Game ____

Deadball Rebounds 2

HOME (Last Name, First)

No.	Austin-East		Total FG FG	Total FG FGA	3-point FG	3-point FGA	FT	FTA	Rebounds Off	Rebounds Def	Rebounds Tot	PF	TP	A	TO	BLK	S	MIN
[illegible]	MILTON DEAN	f	2	8	0	1	2	2	1	2	3	0	6	0	1	0	0	
5	Tim Davis	f	0	3	0	0	0	1	4	2	6	1	0	4	3	0	0	
1	Toby McClellan	c	3	11	1	6	3	7	4	1	5	1	10	0	3	0	1	
1	Rhonyia Quick	g	0	1	0	0	0	0	1	1	2	0	0	0	1	0	0	
3	Darrell Middleton	g	6	11	0	0	0	1	2	5	7	1	12	0	1	0	1	
5	Amiri Johnson		0	1	0	0	0	0	1	0	1	2	0	0	0	0	1	
5	John Whitesides		1	1	0	0	0	0	1	0	1	2	2	0	0	0	0	
	TEAM REBOUNDS (included in Totals)										2							
	TOTALS		12	36	1	7	5	11	14	11	27	7	30	4	9	0	3	

TOTAL FG %: 1st Half .333 2nd Half ____ Game ____

3-Pt. FG %: 1st Half .142 2nd Half ____ Game ____

FT %: 1st Half .455 2nd Half ____ Game ____

Deadball Rebounds 3

OFFICIALS: ____

Technical Fouls: ____

Attendance ____

SCORE BY PERIODS	1st H.	2nd H.	OT	OT	FINAL
Bolton	15-23				
Austin-East	17-13				

Copyright 1997 National Collegiate Athletic Association

1987 Class AA State Boys' Basketball Tournament

March 17 - March 20, 1987 · Vanderbilt Memorial Gym - Nashville, TN

Game 1
Wed. Mar. 18 7:30 PM

Mitchell (27-7)	55
Gibbs (27-2)	49

Game 2
Wed. Mar. 18 9:15 PM

David Lipscomb (29-2)	70
Meigs Co. (26-7)	58

Game 3
Thu. Mar. 19 11:00 AM

Austin-East (25-3)	69
Covington (24-12)	42

Game 4
Thu. Mar. 19 12:45 PM

Waverly (26-4)	74
Livingston Academy (30-1)	53

Game 5
Fri. Mar. 20 2:30 PM

Mitchell	60
David Lipscomb	53

Game 6
Fri. Mar. 20 5:45 PM

Austin-East	51
Waverly	45

Game 7
Sat. Mar. 21 6:00 PM

Mitchell	53
Austin-East	57

Austin-East
STATE CHAMPION

7

OFFICIAL NCAA BASKETBALL BOX SCORE

Date 3-20-87 Site MEMORIAL GYM VANDERBILT UNIVERSITY

VISITORS (Last Name, First)

No.	COVINGTON		FG	FGA	FT	FTA	REB	PF	TP	MIN	A	TO	BLK	S
00	TAYLOR, Calvin	f	3	8	4	7	3	2	10		2			
13	KEMP, Kenny	f	0	1	0	0	0	1	0					
23	HOLLAND, Randy	c												
25	HARTZOG, Greg	g	0	1	2	2	7	3	2					
31	HARWELL, Michael	g	0	0	0	0	0	0	0					
33	TAYLOR, Jerry		3	10	0	2	5	2	6		1			1
35	EATON, Michael		0	1	0	0	0	0	0					
41	JACKSON, Titus		2	6	3	4	9	5	7				1	1
45	ELAM, Kendall		0	0	0	0	0	2	0					
51	TEAMER, Ron		1	4	0	0	6	4	2					
52	WALLER, Dwight		0	0	0	0	0	1	0					
53	JONES, Franklin		7	12	1	1	1	1	15		2			
	TEAM REBOUNDS (Included in Totals)						2							
	TOTALS		16	43	10	16	33	21	42		5	17	1	2

FG %: 1st Half 46.4 2nd Half 20.0 Game 37.2

FT %: 1st Half 60.0 2nd Half 66.7 Game 62.5

Deadball Rebounds 4

HOME

No.	AUSTIN-EAST		FG	FGA	FT	FTA	REB	PF	TP	MIN	A	TO	BLK	S
5	UPSHAW, Darren	f	6	11	0	0	2	2	12		3			1
15	KIMBER, Fred	f	0	0	0	0	0	0	0					
23	HENDRICK, Bethel	c	7	13	6	12	13	1	20				2	
25	HARTSELL, Brian	g	6	16	0	1	2	1	12		8			3
31	HEARD, Rodrick	g	0	1	0	0	0	0	0					
33	KEYS, Hassan		0	3	2	2	2	2	2		2			1
35	DAVIS, Tim													
41	LONG, Stanley		1	1	1	2	0	0	3					1
43	HARRIS, Jay		2	2	1	3	2	0	5		1			
45	THOMPSON, Leroy		6	15	1	3	9	3	13		2			4
51	QUICK, Rohnyia													
53	WILSON, James		0	0	2	4	6	1	2					
	TEAM REBOUNDS (Included in Totals)						3							
	TOTALS		28	62	13	27	39	11	69		16	7	2	10

FG %: 1st Half 41.0 2nd Half 52.2 Game 45.2

FT %: 1st Half 27.3 2nd Half 62.5 Game 48.2

Deadball Rebounds 5

OFFICIALS: Bill Harris, Charles McConnell

Technical Fouls:

Attendance

Copyright 1984 National Collegiate Athletic Association

SCORE BY PERIODS	1st H.	2nd H.	OT	OT	FINAL
Covington	18-14	6-4			42
Austin-East	18-17	15-19			69

16

OFFICIAL NCAA BASKETBALL BOX SCORE

Date 3-20-87 Site MEMORIAL GYM VANDERBILT UNIVERSITY

VISITORS (Last Name, First)

No.	WAVERLY (27-5)		FG	FGA	FT	FTA	REB	PF	TP	MIN	A	TO	BLK	S
11	HATCHER, Keith	f	5	9	0	0	2	0	10		2			1
20	McWILLIAMS, Andy	f	1	2	1	2	0	0	3					
21	MONETTE, Mike	c	1	5	3	4	2	0	5		4			1
24	TROTTER, Les	g	0	0	0	0	0	0	0					
30	DODD, Wayne	g	0	0	0	0	0	0	0					
32	MILHOLLAND, Todd		5	6	4	5	7	5	14				1	1
33	BURKE, Ronnie		0	0	0	0	0	0	0					
40	RALSTON, Randal		2	6	0	0	3	5	4					1
41	WALKER, Jason		1	2	1	3	4	1	3					3
44	TIDWELL, John		2	8	2	4	4	1	6		3			3
55	MURPHREE, Randy													
	TEAM REBOUNDS (Included in Totals)						2							
	TOTALS		17	38	11	18	24	12	45		9	19	1	10

FG %: 1st Half 57.1 2nd Half 37.5 Game 44.7

FT %: 1st Half 70.0 2nd Half 50.0 Game 61.1

Deadball Rebounds 2

HOME

No.	AUSTIN-EAST (27-3)		FG	FGA	FT	FTA	REB	PF	TP	MIN	A	TO	BLK	S
5	UPSHAW, Darren	f	3	7	1	2	3	0	7		1			
15	KIMBER, Fred	f												
23	HENDRICK, Bethel	c	8	12	2	2	6	2	18					2
25	HARTSELL, Brian	g	3	9	2	3	2	3	8		4			
31	HEARD, Rodrick	g												
33	KEYS, Hassan		1	3	0	2	1	4	2		3			2
35	DAVIS, Tim													
41	LONG, Stanley													
43	HARRIS, Jay		0	2	0	2	2	3	0				3	4
45	THOMPSON, Leroy		6	12	2	2	9	2	14		4			4
51	QUICK, Rohnyia													
53	WILSON, James		1	2	0	0	6	2	2				1	
	TEAM REBOUNDS (Included in Totals)						2.							
	TOTALS		22	47	7	13	31	16	51		12	15	4	12

FG %: 1st Half 47.8 2nd Half 45.8 Game 46.8

FT %: 1st Half 37.5 2nd Half 80.0 Game 53.8

Deadball Rebounds 2

OFFICIALS: Ray Street, Raymond Duke

Technical Fouls:

Attendance

Copyright 1984 National Collegiate Athletic Association

SCORE BY PERIODS	1st H.	2nd H.	OT	OT	FINAL
Waverly	9-14	6-16			45
Austin East	14-11	8-18			51

20

OFFICIAL NCAA BASKETBALL BOX SCORE

Date 3-21-87 Site MEMORIAL GYM VANDERBILT UNIVERSITY

VISITORS (Last Name, First)

No.	AUSTIN-EAST (28-3)		FG	FGA	FT	FTA	REB	PF	TP	MIN	A	TO	BLK	S
5	UPSHAW, Darren	f	1	5	0	0	1	0	2		2			
15	KIMBER, Fred	f												
23	HENDRICK, Bethel	c	5	9	2	4	13	1	12					1
25	HARTSELL, Brian	g	3	8	5	6	2	4	11		8			
31	HEARD, Roderick	g												
33	KEYS, Hassan		6	9	0	0	4	2	12		3			1
35	DAVIS, Tim													
41	LONG, Stanley													
43	HARRIS, Jay		0	3	0	0	3	4	0				1	
45	THOMPSON, Leroy		8	17	2	5	6	2	18		1			
51	QUICK, Rohnyia													
53	WILSON, James		1	2	0	1	4	1	2					
	TEAM REBOUNDS (Included in Totals)						6							
	TOTALS		24	53	9	16	39	14	57		14	8	1	2

FG %: 1st Half 35.5 2nd Half 59.1 Game 45.3

FT %: 1st Half 55.6 2nd Half 57.1 Game 56.3

Deadball Rebounds 2

HOME

No.	MITCHELL (29-8)		FG	FGA	FT	FTA	REB	PF	TP	MIN	A	TO	BLK	S
12	GREEN, Douglas	f	3	11	2	2	4	4	8					1
14	HOUSE, Roderick	f												
20	NOEL, Gregory	c												
22	RICHARDSON, Ricky	g	6	14	3	3	3	4	15		8			
32	GORDON, Quinton	g												
33	HUNT, Tim		9	17	3	6	5	4	21		5			
35	SPEAKS, Sean		2	6	3	5	7	2	7		1		1	3
40	JONES, Roy													
42	CHANDLER, Charles													
50	PARTEE, Marcel		1	4	0	0	8	2	2				3	
	TEAM REBOUNDS (Included in Totals)						1							
	TOTALS		21	52	11	16	28	16	53		14	6	4	4

FG %: 1st Half 34.5 2nd Half 47.8 Game 40.4

FT %: 1st Half 66.7 2nd Half 70.0 Game 68.8

Deadball Rebounds 3

OFFICIALS: Jerry Carpenter, Charles McConnell

Technical Fouls:

Attendance

SCORE BY PERIODS	1st H.	2nd H.	OT	OT	FINAL
Austin East	8-19	18-12			5
[illegible]	[illegible]	[illegible]			

Copyright 1984 National Collegiate Athletic Association

1986 Class AA State Boys' Basketball Tournament

March 19 - March 22, 1986 · Vanderbilt Memorial Gym - Nashville, TN

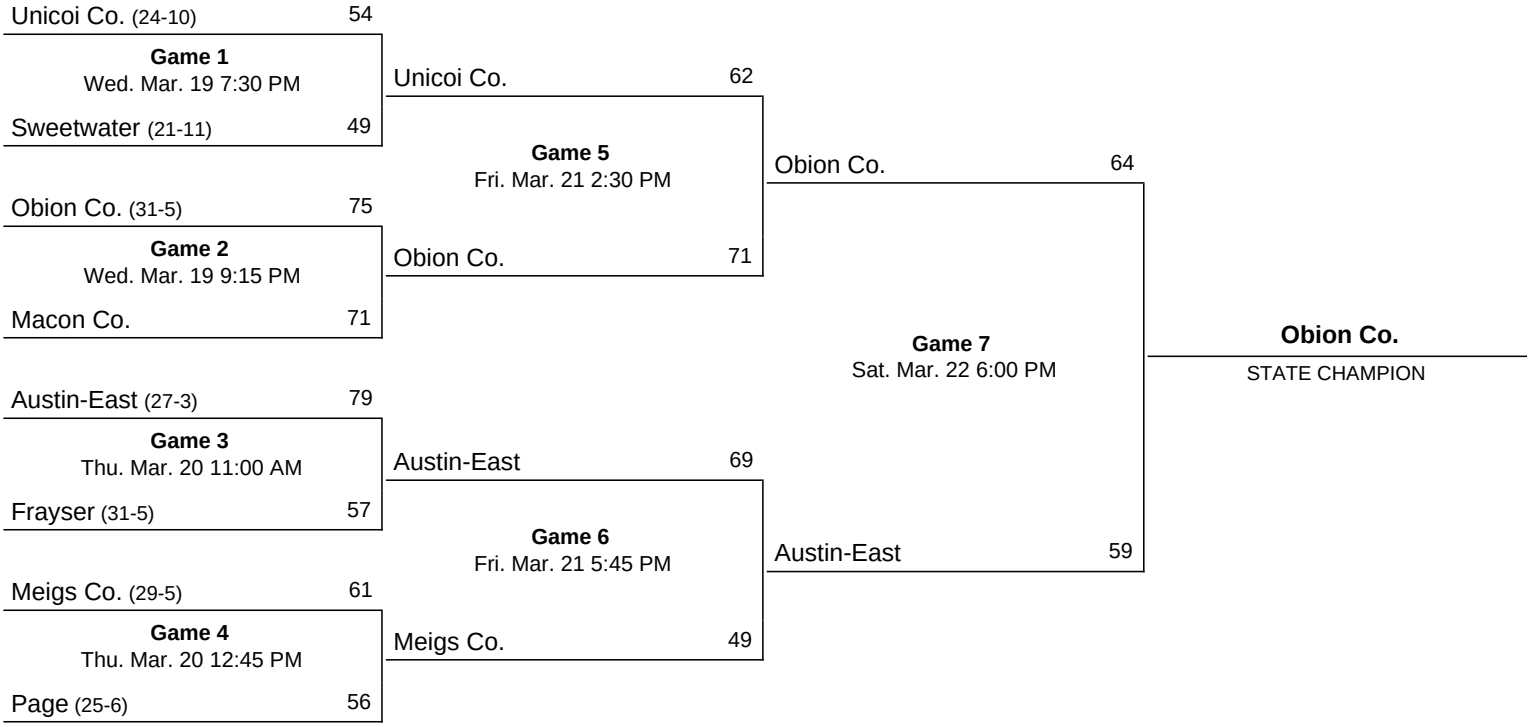

OFFICIAL NCAA BASKETBALL BOX SCORE

Date 3-20-86 Site Memorial Gym, Nashville

VISITORS (Last Name, First)

No.	Memphis Frayser (21-6)		FG	FGA	FT	FTA	REB	PF	TP	MIN	A	TO	BLK	S
10	Dwayne Rutherford	f	4	9	1	4	6	4	9					
12	Ivan Yarbrough	f												
20	Chris Caldwell	c	2	11	3	3	7	1	7					
22	Steve Johnson	g	5	16	2	2	7	4	12					
24	Theron Warren	g	1	6	2	2	3	3	4					
25	James White		1	8	0	0	3	0	2					
30	Alphonso Williams		1	5	0	0	1	0	2					
40	Cary O'Connel		1	2	0	0	2	0	2					
42	Kelvin Macklin		1	1	0	0	0	0	2					
44	Mack Rowlan		6	12	4	4	5	3	16					
50	Terry Wilson		0	1	1	2	0	1	1					
	TEAM REBOUNDS (Included in Totals)						4							
	TOTALS		22	71	13	17	38	16	57					

FG %: 1st Half 23.7 (9-38) 2nd Half 39.4 (13-33) Game 31.0

FT %: 1st Half 75 (3-4) 2nd Half 76.9 (10-13) Game 76.5

Deadball Rebounds 3

HOME

No.	Knoxville Austin-East (28-2)		FG	FGA	FT	FTA	REB	PF	TP	MIN	A	TO	BLK	S
5	Darren Upshaw	f												
15	Fred Kimber	f	0	0	0	0	0	1	0					
23	Howard Logan	c	7	11	3	5	5	2	17					
25	Brian Hartsell	g	3	8	3	6	4	2	9					
31	Rodrick Head	g												
33	Hasson Keys													
35	Ricky Clemmons		4	6	0	0	2	1	8					
41	Albert Harris		8	18	0	0	14	2	16					
42	Bethel Hendricks		4	8	4	8	11	3	12					
45	Leroy Thompson		4	10	3	5	5	1	11					
51	Monica Hall		3	4	0	1	1	0	6					
53	Jay Harris		0	1	0	0	3	0	0					
	TEAM REBOUNDS (Included in Totals)						4							
	TOTALS		33	66	13	25	49	12	79					

FG %: 1st Half 54.8 (17-31) 2nd Half 45.7 (16-35) Game 50

FT %: 1st Half 61.1 (11-18) 2nd Half 28.6 (2-7) Game 52

Deadball Rebounds 4

OFFICIALS:

Technical Fouls: 2 on Frayser coach

Attendance

Copyright 1986 National Collegiate Athletic Association

SCORE BY PERIODS	1st H.	2nd H.	3rd OT	4th OT	FINAL
Frayser	15	6	21	15	57
Austin East	28	17	14	20	79

OFFICIAL NCAA BASKETBALL BOX SCORE

Date 3-21-86 Site Vanderbilt Univ.

VISITORS (Last Name, First)

No.	MEIGS COUNTY	FG	FGA	FT	FTA	REB	PF	TP	A	TO	BLK	S	MIN
3	RONNIE WOODS f	7	14	3	6	8	2	17					
5	TODD JEWELL f	0	0	0	0	2	0	0					
11	JASON POWELL c	6	15	0	0	0	2	12					
15	DEWAYNE RICE g												
21	MARK ROWLAND g												
23	ED WILSON	2	6	2	4	2	4	6					
25	MIKE WRIGHT	1	6	0	0	2	2	2					
31	ROBBY TROWBRIDGE	1	1	0	2	1	0	2					
33	TONY SLACK	2	5	4	4	6	1	8					
35	GREG JENNINGS	1	4	0	0	1	2	2					
45	DEAN JARVIS												
	TEAM REBOUNDS (Included in Totals)					3							
	TOTALS	20	51	9	16	25	13	49					

FG %: 1st Half (5-20) 25.0% 2nd Half (15-31) 48.4 Game 39.2%

FT %: 1st Half (6-10) 60.0% 2nd Half (3-6) 50.0 Game 56.3%

Deadball Rebounds 2

HOME

No.	AUSTIN-EAST	FG	FGA	FT	FTA	REB	PF	TP	A	TO	BLK	S	MIN
5	DARREN UPSHAW f	1	1	0	0	0	1	2					
15	FRED KIMBER f	0	3	0	0	4	1	0					
23	HOWARD LOGAN c	1	6	4	4	5	3	6					
25	BRIAN HARTSELL g	1	6	0	0	3	2	2					
31	RODRICK HEARD g	0	2	0	0	1	0	0					
33	HASSON KEYS	0	1	0	0	0	1	0					
35	RICKY CLEMMONS	4	10	0	0	6	1	8					
41	ALBERT HARRIS	4	5	0	2	2	3	8					
43	BETHEL HENDRICKS	7	9	3	6	12	4	17					
45	LEROY THOMPSON	8	14	0	0	5	0	16					
51	MONRICO HALL	1	2	2	2	4	3	4					
53	JAY HARRIS	3	6	0	0	5	1	6					
	TEAM REBOUNDS (Included in Totals)					1							
	TOTALS	30	65	9	14	48	20	69					

FG %: 1st Half (16-32) 50.0% 2nd Half (14-33) 42.4 Game 46.2%

FT %: 1st Half (4-8) 50.0% 2nd Half (5-6) 83.3 Game 64.3%

Deadball Rebounds 3

OFFICIALS:

Technical Fouls: None

Attendance

©by National Collegiate Athletic Association 1991

SCORE BY PERIODS

	1st H.	2nd H.	1ST	2ST	OT	FINAL
MEIGS COUNTY	4	12	17	16		49
AUSTIN-EAST	24	12	15	18		69

2°

OFFICIAL NCAA BASKETBALL BOX SCORE

Date 3-22-86 Site VANDERBILT UNIV.

VISITORS (Last Name, First)

No.	AUSTIN EAST	FG	FGA	FT	FTA	REB	PF	TP	A	TO	BLK	S	MIN
5	DARREN UPSHAW f	1	3	0	0	1	2	2					
15	FRED KIMBER f												
23	HOWARD LOGAN c	11	22	2	4	8	2	24					
25	BRIAN HARTSELL	0	0	0	0	1	0	0					
31	RODRICK HEARD g												
33	HASSON KEYS												
35	RICKY CLEMMONS	3	8	0	0	0	3	6					
41	ALBERT HARRIS	9	14	0	0	14	3	18					
43	BETHEL HENDRICKS	2	4	1	2	11	2	5					
45	LEROY THOMPSON	0	11	2	3	5	3	2					
51	MONRICO HALL	1	1	0	0	1	0	2					
53	JAY HARRIS												
	TEAM REBOUNDS (Included in Totals)					4							
	TOTALS	27	63	5	9	45	15	59					

FG %: 1st Half 46.7 (14-30) 2nd Half (13-33) 39.4 Game 42.9

FT %: 1st Half 62.5 (5-8) 2nd Half (0-1) 0.0 Game 55.6

Deadball Rebounds 3

HOME

No.	OBION COUNTY	FG	FGA	FT	FTA	REB	PF	TP	A	TO	BLK	S	MIN
14	GREG KILL f												
20	BILLY CRADDOCK f												
22	CANNON WHITBY c	18	43	9	13	7	4	45					
23	MIKE HOGG g	0	0	0	0	1	0	0					
25	STEVIE MORAN g	2	6	0	0	3	1	4					
30	ROY LOGAN	1	3	0	0	1	0	2					
33	KIRK SNEAD	2	2	2	2	2	2	6					
34	FRITZ FUSSELL	0	0	1	2	0	0	1					
35	PATRICK JOHNSON	1	4	0	0	2	2	2					
41	CHRIS CARPENTER	2	4	0	0	9	2	4					
50	RICHARD HOGG	0	0	0	0	2	2	0					
52	ROBBIE OSBORNE	0	1	0	0	0	0	0					
	TEAM REBOUNDS (Included in Totals)					4							
	TOTALS	26	63	12	17	31	13	64					

FG %: 1st Half 44.4 (12-27) 2nd Half (14-36) 38.9 Game 41.3

FT %: 1st Half 75.0 (9-12) 2nd Half (3-5) 60.0 Game 70.6

Deadball Rebounds 3

OFFICIALS:

Technical Fouls:

Attendance

©by National Collegiate Athletic Association 1981

SCORE BY PERIODS	1st H.	2nd H.	OT	OT	FINAL
AUSTIN EAST	18	15	12	14	59
OBION CO.	21	12	14	17	64

1985 Class AA State Boys' Basketball Tournament

March 13 - March 16, 1985 · Vanderbilt Memorial Gym - Nashville, TN

Howard (24-3) 70
Game 1
Wed. Mar. 13 7:30 PM
Waverly (25-1) 63

Manassas (20-11) 81
Game 2
Wed. Mar. 13 9:15 PM
Unicoi Co. (21-13) 62

MUS (30-4) 61
Game 3
Thu. Mar. 14 11:00 AM
BGA (27-4) 51

Austin-East (30-2) 98
Game 4
Thu. Mar. 14 12:45 PM
Cannon Co. (23-5) 61

Howard 73
2OT
Game 5
Fri. Mar. 15 2:30 PM
Manassas 75

MUS 50
Game 6
Fri. Mar. 15 5:45 PM
Austin-East 54

Manassas 63
Game 7
Sat. Mar. 16 6:00 PM
Austin-East 68

Austin-East
STATE CHAMPION

VISITORS (Last Name, First)

No.	Cannon County (23-6)		FG	FGA	FT	FTA	REB	PF	TP	MIN	A	TO	BLK	S
13	Danny Ruehlen	f	1	4	0	2	0	4	2					
15	Andy Mitchell	f												
21	Steve McDonald	c	0	2	1	2	1	0	1					
23	Alan Rush	g	9	20	6	11	7	4	24					
25	Randy Wisbody	g	0	10	0	1	1	3	0					
31	Wade Duggin													
33	Dale Coull		0	1	2	4	2	5	2					
41	Kevin Harder		2	5	0	1	4	3	4					
42	Brian Horrell													
45	Russell Davenport		10	15	6	8	9	4	26					
51	Jeff Brown		1	6	0	0	4	3	2					
55	Brad Ford													
	TEAM REBOUNDS (Included in Totals)						4							
	TOTALS		23	63	15	29	32	26	61					

FG %: 1st Half 30.8 (8-26) 2nd Half 40.5 (15-37) Game 36.5

FT %: 1st Half 38.5 (5-13) 2nd Half 62.5 (10-16) Game 51.7

Deadball Rebounds 2

HOME

No.	Knox Austin East (31-2)		FG	FGA	FT	FTA	REB	PF	TP	MIN	A	TO	BLK	S
00	Rodney Jones	f	6	11	7	8	8	2	19					
4	Jeff Wilson	f	1	1	3	4	1	1	5					
14	Mark Montgomery	c	2	6	0	0	6	4	4					
22	Howard Logan	g	1	2	0	0	2	1	2					
24	Brian Hartrell	g	4	5	2	2	2	2	10					
30	James Page		2	4	6	7	4	3	10					
34	Ricky Clemmons		3	10	1	2	6	1	7					
40	Albert Harris		1	6	2	4	14	2	4					
42	Ruebin Tipton		5	8	2	4	7	4	12					
44	Leroy Thompson		5	10	5	6	5	1	15					
50	Maurice Hall		1	1	0	1	1	1	2					
52	Sterling Wright		4	5	0	0	4	1	8					
	TEAM REBOUNDS (Included in Totals)						1							
	TOTALS		35	69	28	38	61	23	98					

FG %: 1st Half 14-27 57.9 2nd Half 50 (21-42) Game 50.7

FT %: 1st Half 15-22 68.2 2nd Half 81.3 (13-16) Game 73.7

Deadball Rebounds 3

OFFICIALS: Larry Sells, Mike Brade

Technical Fouls: —

Attendance

Copyright 1969 National Collegiate Athletic Association

SCORE BY PERIODS	1st Q	2nd Q	3rd Q	4th Q	FINAL
Cannon Co.	9	12	17	23	61
Austin-East	21	22	22	33	98

NCAA QUICKIE BASKETBALL STATISTICS

First Half Second Half Final
(Circle one)

	Cannon Co. Visitors	Austin-East Home
Team: Score	21	43
Field Goals (Made/Att./Pct.)	8 – 26 – 30.8	14 – 27 – 51.9
Free Throws (Made/Att./Pct.)	5 – 13 – 38.5	15 – 22 – 68.2
Rebounds	19	28
Fouls	12	12

Individual: Scoring Leaders	Davenport 7	Tipton 10
	Bush 6	Thompson 11
		Jones 7
Rebounding Leaders	Bush 5	Harris 6
	Davenport 5	Tipton 5
Three or More Fouls	Crull 3	Tipton 3
	Davenport 3	

Shot Chart

Team _____ Team _____

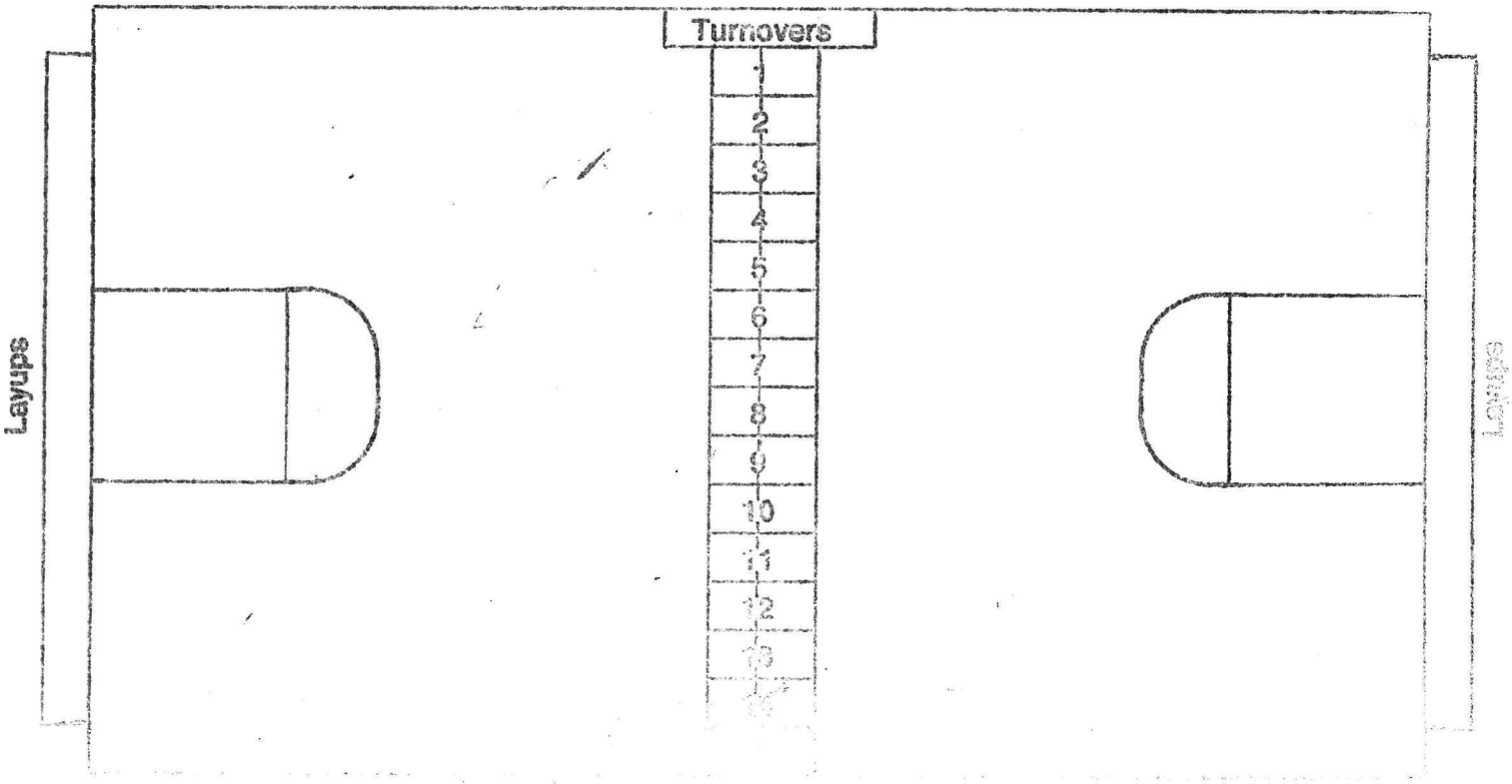

VISITORS (Last Name, First)

No.	Knox. Austin-East (32-2)		FG	FGA	FT	FTA	REB	PF	TP	MIN	A	TO	BLK	S
5	Jeff Wilson	f												
15	Mark Montgomery	f	5	7	0	0	0	1	10					
23	Howard Logan	c	4	12	5	7	7	2	13					
25	Brian Hartsell	g												
31	James Page	g	0	0	2	2	2	1	2					
33	Rodney Jones		3	6	3	3	6	4	9					
35	Ricky Clemmons													
41	Albert Harris													
43	Reubin Tipton		5	11	0	1	10	0	10					
45	Leroy Thompson		5	9	0	0	4	3	10					
51	Monrico Hall													
53	Sterling Wright													
	TEAM REBOUNDS (Included in Totals)						2							
	TOTALS		22	45	10	13	31	11	54					

FG %: 1st Half 51.9 (14-27) 2nd Half 44.4 (8-18) Game 48.9 Deadball Rebounds 0

FT %: 1st Half 100 (2-2) 2nd Half 72.7 (8-11) Game 76.9

HOME

No.	Memphis Univ. Sch. (61-5)		FG	FGA	FT	FTA	REB	PF	TP	MIN	A	TO	BLK	S
12	Tim Wise	f	1	2	0	0	0	4	2					
13	Dede Malmo	f	0	1	0	0	2	2	0					
14	Ed LeMaster	c												
21	Gregg Mitchell	g												
23	David Chancellor	g	3	6	1	2	2	1	7					
24	Allen Halliday		0	4	0	0	0	0	0					
31	Joel Sklar													
32	Brent Turner		3	3	0	0	2	0	6					
34	Wade Harrison													
41	Bo Allen		4	7	2	2	4	3	10					
42	Jim Barton		11	20	3	5	5	3	25					
43	Ted Simpson													
	TEAM REBOUNDS (Included in Totals)						4							
	TOTALS		22	43	6	9	19	13	50					

FG %: 1st Half 60 (15-25) 2nd Half 38.9 (7-18) Game 51.2 Deadball Rebounds 0

FT %: 1st Half — (0-0) 2nd Half 66.7 (6-9) Game 66.7

OFFICIALS: Ray Street, Lon Thornton

Technical Fouls: —

Attendance: —

Copyright 1993 National Collegiate Athletic Association

SCORE BY PERIODS

	1st Qr.	2nd Qr.	3rd Qr.	4th Qr.	FINAL
Austin-East	14	16	9	15	54
MUS	20	10	6	14	50

NCAA QUICKIE BASKETBALL STATISTICS

First Half _____ Second Half _____ Final _____

(Circle one)

	Visitors	Home
	NORTH-EAST	KANSAS ST
Team: Score	33	28
Field Goals (Made/Att./Pct.)	14 – 28 – 50%	13 – 31 – 41.9
Free Throws (Made/Att./Pct.)	5 – 10 – 58%	2 – 6 – 33.3
Rebounds	22	15
Fouls	7	8

Individual: Scoring Leaders	THOMPSON 16	KIGHWOOD 16
Rebounding Leaders	LOGAN 10	KIGHWOOD 5
	THOMAS 4	SEYMOUR 4
Three or More Fouls		SEYMOUR 3

Shot Chart

Team _____ Team _____

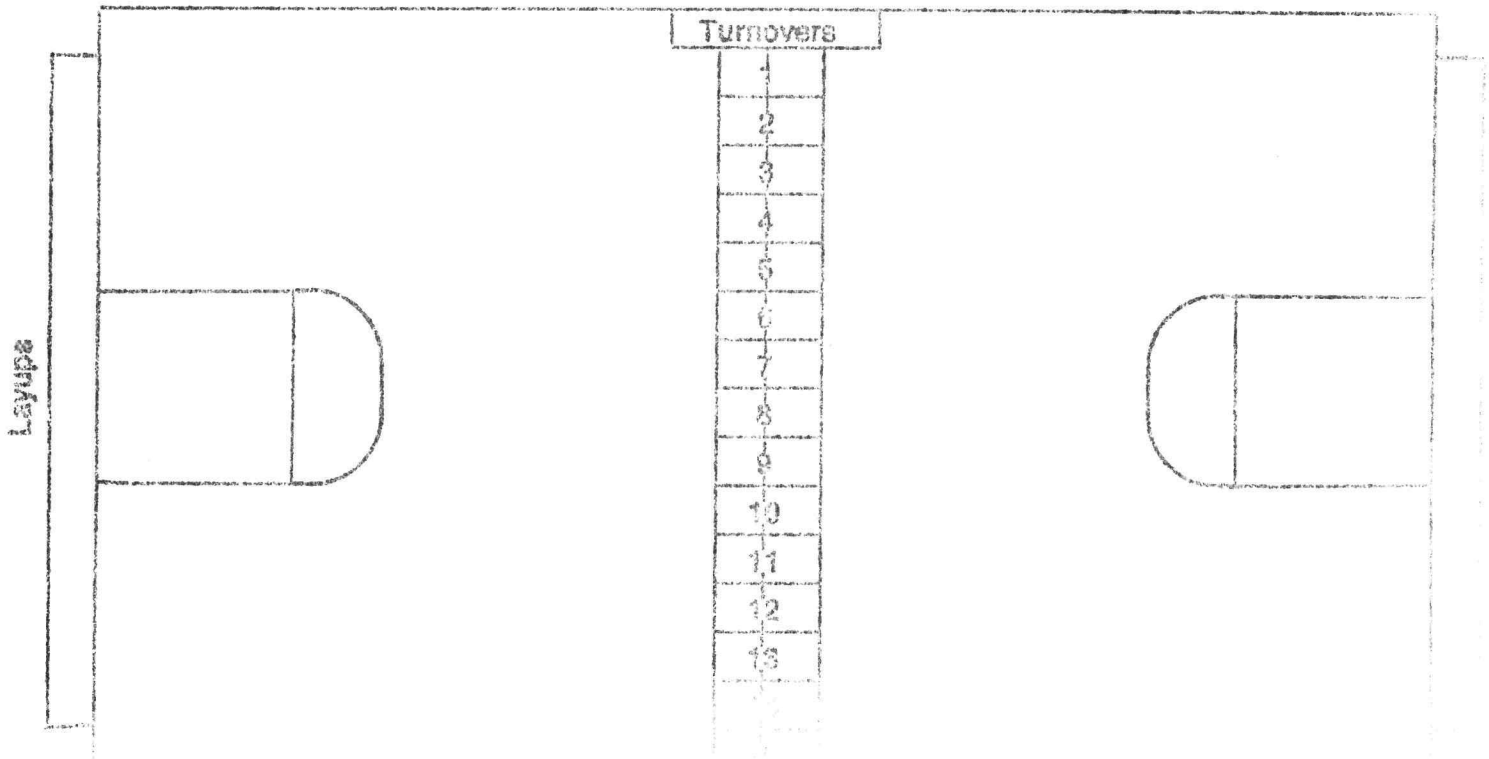

OFFICIAL NC A BASKETBALL BOX SCORE

Date 3-16-85 Site Memorial Gymnasium

VISITORS (Last N ne, First) (27-2)

No.	AUSTIN-EAS ROADRUNNERS		FG	FGA	FT	FTA	REB	PF	TP	MIN	A	TO	BLK	S
5	Wilson, eff	f												
15	MONTGOME , Mark	f	1	4	5	6	2	3	7					
23	LOGAN, H ard	c	7	16	4	9	14	4	18					
25	HARTSELL, Brian	g												
31	PAGE, Jan s	g	0	1	0	0	1	0	0					
33	JONES, R ney		3	10	2	2	7	5	8					
35	CLEMMONS, Mickey													
41	HARRIS, bert		0	1	1	2	2	1	1					
43	TIPTON, ebin		7	13	2	4	13	3	16					
45	THOMPSON, Leroy		9	15	0	1	3	2	18					
51	HALL, M rico													
53	WRIGHT, erling													
	TEAM REBOU DS (Included in Totals)						7							
	TOTALS		27	59	14	24	49	18	68					

FG : 1st Half 50.0% (14-28) 2nd Half 41.9 (13-31) Game 45.8

FT : 1st Half 50.0% (5-10) 2nd Half 64.3 (9-14) Game 58.3

Deadball Rebounds 0

HOME

No.	MANASSAS TIGERS (18-10)		FG	FGA	FT	FTA	REB	PF	TP	MIN	A	TO	BLK	S
3	WILLIAMS, Antonio	f	5	12	2	7	1	3	12					
4	YORK, BO Y	f	2	10	0	0	1	3	4					
5	KEARNEY, obby	c	1	1	0	0	1	0	2					
10	BURNETTE, Trenton	g												
11	BOYD, Lo ie	g												
12	KIRKWOOD, Steve		9	20	3	4	14	5	21					
13	BENNETTE, Benjamin													
14	HAYNES, C.													
15	BENSON, m													
20	TAYLOR, ul		1	1	0	0	1	0	2					
21	STOKES, py		6	12	3	6	7	4	15					
22	SEYMOUR, elvin		3	7	1	2	7	4	7					
	TEAM REBOU DS (Included in Totals)						4							
	TOTALS		27	63	9	19	36	19	63					

FG : 1st Half 44.9% (13-31) 2nd Half 43.7 (14-32) Game 42.8%

FT : 1st Half 33.3% (2-6) 2nd Half 53.8 (7-13) Game 47.3%

Deadball Rebounds

OFFICIALS: SIDNEY BUN H, DONNED COLBAUGH

Technical Fouls: THOMPSON

Attendance 20

Copyright 1983 National Collegiate Athletic Association

SCORE BY PERIODS

	1st Hf.	2nd Hf.	QUARTER 3rd	4th	FINAL
AUSTIN-EAST	19	14	16	19	68
MANASSAS	13	10	14	26	63

NCAA QUICKIE BASKETBALL STATISTICS

First Half | Second Half | Final
(Circle one)

	Austin-East (Visitors)	MUS (Home)
Team: Score	30	30
Field Goals (Made/Att./Pct.)	14 – 27 – 51.9	15 – 25 – 60
Free Throws (Made/Att./Pct.)	2 – 2 – 100	0 – 0 – –
Rebounds	13	9
Fouls	4	3

Individual: Scoring Leaders	Thompson 8	Barton 18
	Montgomery 10	
Rebounding Leaders	Jones 4	Chancellor 2
	Tipton 4	Turner 2
		Barton 2
Three or More Fouls		

Shot Chart

Team _____ Team _____

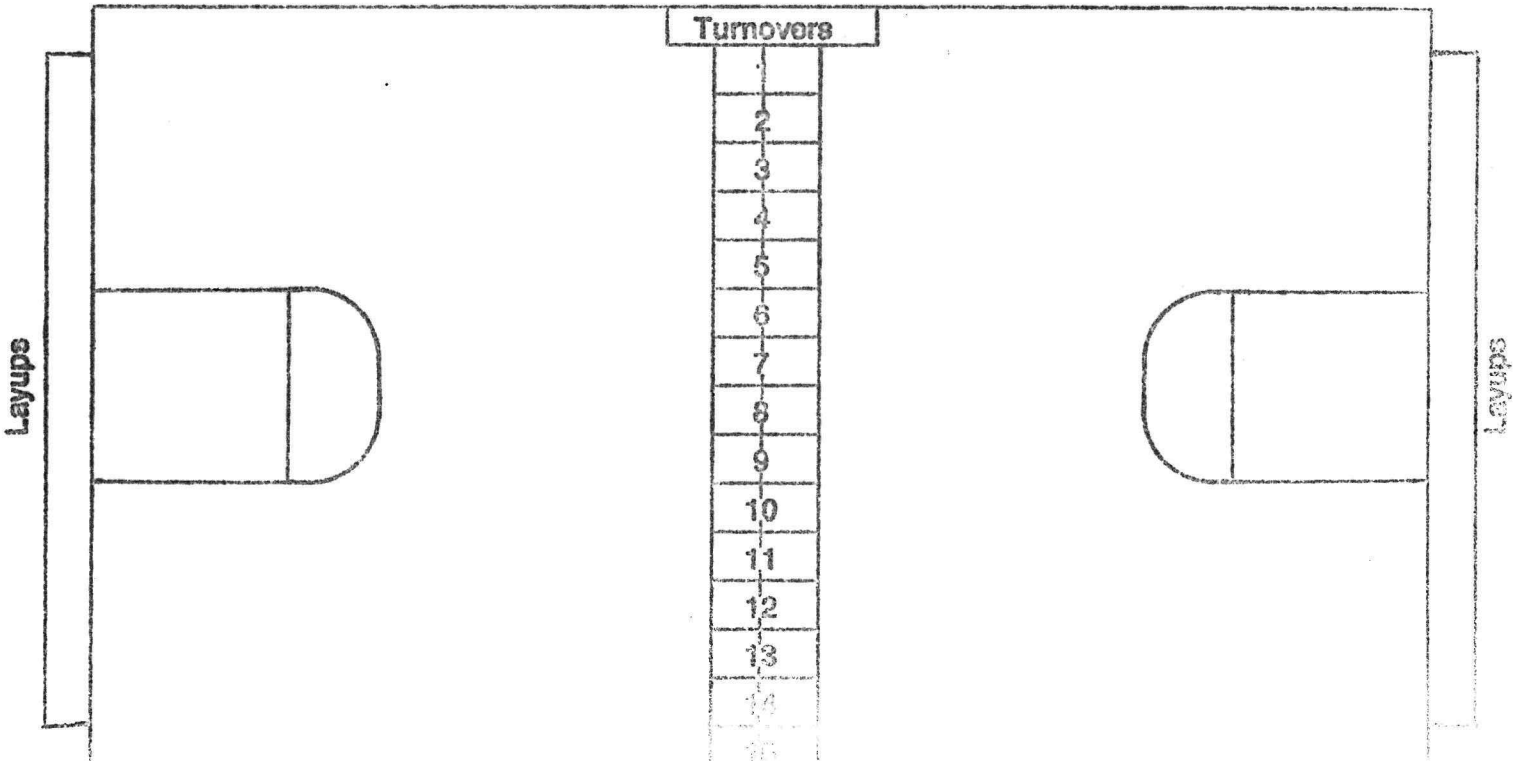

1984 Class AA State Boys' Basketball Tournament

March 21 - March 24, 1984 · Vanderbilt Memorial Gym - Nashville, TN

Game 1
Wed. Mar. 21 7:30 PM

Howard (22-8)	81
Johnson Co. (30-6)	41

Game 2
Wed. Mar. 21 9:00 PM

Memphis East (31-5)	82
Hickman Co. (28-6)	60

Game 3
Thu. Mar. 22 12:00 PM

Austin-East (29-3)	67
Greenbrier (26-9)	46

Game 4
Thu. Mar. 22 1:30 PM

Kirby (30-5)	74
Livingston Academy (28-5)	62

Game 5
Fri. Mar. 23 3:00 PM

Howard	66
Memphis East	82

Game 6
Fri. Mar. 23 6:00 PM

Austin-East	57
Kirby	71

Game 7
Sat. Mar. 24 6:45 PM

Kirby	80
Memphis East	64

Kirby
STATE CHAMPION

7

OFFICIAL NCAA BASKETBALL BOX SCORE

Date March 22, 1984 Site Memorial Gym Nashville TN

VISITORS (Last Name, First)

No.	Greenbrier (26-10)		FG	FGA	FT	FTA	REB	PF	TP	A	TO	BLK	S	MIN
10	Chris Hughes	f	8	19	0	0	7	3	16					
11	Mickey Elder	f	0	1	0	0	0	0	0					
12	Mike Ballard	c	0	0	0	0	2	1	0					
14	Gregg Crain	g	1	4	1	4	1	1	3					
15	Roger Halsey	g	3	11	0	0	4	0	6					
22	Junior Thorton		3	11	0	0	7	3	6					
23	Ronnie Clowd		0	0	2	2	0	0	2					
24	Jimmy Whitman													
30	Troy Smiley		0	1	0	0	0	0	0					
44	Jeff Conquest		4	11	1	3	5	5	9					
45	Scott McLean		0	0	2	2	0	0	2					
50	Kerry Drury		1	1	0	0	0	2	2					
	TEAM REBOUNDS (Included in Totals)						8							
	TOTALS		20	59	6	11	34	15	46		16			

FG %: 1st Half 27.5 (8-29) 2nd Half 40 (12-30) Game 37.8

FT %: 1st Half 25.0 (1-4) 2nd Half 71.4 (5-7) Game 54.5

Deadball Rebounds 1

HOME

No.	Austin East (30-3)		FG	FGA	FT	FTA	REB	PF	TP	A	TO	BLK	S	MIN
00	Rodney Jones	f	6	8	0	0	6	1	12					
4	Jeff Harper	f	4	7	1	1	1	1	9					
14	Mark Montgomery	c	1	2	0	0	0	0	2					
22	Howard Logan	g	7	13	3	5	8	1	17					
24	Mark Penson	g	0	2	0	0	4	1	0					
30	Ken King		1	2	0	0	3	2	2					
34	Ricky Clemmons		1	5	0	2	4	2	2					
40	Maurice Lanxter		4	8	1	3	3	1	9					
42	Ruebin Tipton		5	6	2	2	6	1	12					
44	Brian Hartsell		0	2	0	0	1	1	0					
50	Jeff Wilson		0	4	0	0	2	0	0					
52	Leroy Thompson		0	0	2	2	1	1	2					
	TEAM REBOUNDS (Included in Totals)						6							
	TOTALS		29	59	9	15	45	12	67		17			

FG %: 1st Half 67.8 (19-28) 2nd Half 32.2 (10-31) Game 49.1

FT %: 1st Half 71.4 (5-7) 2nd Half 50.0 (4-8) Game 60.0

Deadball Rebounds 0

OFFICIALS: Eugene London and Jerry Jones

Technical Fouls: —

Attendance

©by National Collegiate Athletic Association 1978

SCORE BY PERIODS

	1st P.	2nd P.	3rd P.	4th P.	FINAL
Greenbrier	8	9	12	17	46
Austin East	18	25	13	11	67

HALFTIME STATISTICS

	GREENBRIER	KNOXVILLE AUSTIN EAST
SCORE	17	43
FGM-FGA FG%	8-29 27.5%	19-28 67.8%
FTM-FTA FT%	1-4 25.0%	5-7 71.4%
REBOUNDS	14	20
SCORING LEADERS	Conquest 7	Tipton 10
	Hughes 6	Logan 10
		Harper 9
REBOUNDING LEADERS	Conquest 4	Logan 5
	Hughes 3	Tipton 4
		Jones 4
THREE OR MORE FOULS	~~Conquest 4~~	—
	Conquest 3	
	Hughes 3	

15

OFFICIAL NCAA BASKETBALL BOX SCORE

Date March 23, 1984 Site Memorial Gym, Nashville TN

VISITORS (Last Name, First)

No.	Memphis Kirby (32-5)		FG	FGA	FT	FTA	REB	PF	TP	MIN	A	TO	BLK	S
11	Patrick Rogers	f												
12	Danny Fitzell	f	0	0	2	2	1	0	2					
14	Kevin Sewell	c	1	2	2	3	1	1	4					
15	Darren Williams	g	1	1	1	2	7	3	3					
20	Kelvin Washington	g	2	4	0	0	1	2	4					
21	James Short		4	11	3	7	7	1	11					
22	Tommy Mote						1							
30	Marco Morello													
35	Derek Guinn		4	13	8	12	3	2	16					
40	Dwight Boyd		10	19	9	11	9	2	29					
43	Dwight Beasley													
45	Bryan Brown		1	6	0	0	3	1	2					
	TEAM REBOUNDS (Included in Totals)						3							
	TOTALS		23	56	25	37	36	12	71			11		

FG %: 1st Half (10-30) 37.3 2nd Half 50 (13-26) Game 41.1 Deadball Rebounds 3

FT %: 1st Half 69.2 (9-13) 2nd Half 66.7 (16-24) Game 67.6

HOME

No.	Knoxville Austin East (30-4)		FG	FGA	FT	FTA	REB	PF	TP	MIN	A	TO	BLK	S
00	Rodney Jones	f	4	11	5	6	10	3	13					
4	Jeff Harper	f	3	8	2	2	3	3	8					
14	Mark Montgomery	c												
22	Howard Logan	g	5	11	1	2	8	4	11					
24	Mark Penson	g	8	15	3	4	6	2	19					
30	Ken King		0	2	0	0	1	3	0					
34	Ricky Clemmons													
40	Maurice Lanxter		0	2	0	0	4	5	0					
42	Ruebin Tipton		3	5	0	0	4	5	6					
44	Brian Harsell													
50	Jeff Wilson													
52	Leroy Thompson													
	TEAM REBOUNDS (Included in Totals)						3							
	TOTALS		23	54	11	14	39	25	57			25		

FG %: 1st Half 44.8 (13-29) 2nd Half 40 (10-25) Game 42.6 Deadball Rebounds 1

FT %: 1st Half 75 (3-4) 2nd Half 80 (8-10) Game 78.6

OFFICIALS: Doyle Lowe and Shelly Miller

Technical Fouls: — —

Attendance

Copyright 1983 National Collegiate Athletic Association

SCORE BY PERIODS	1st H.	2nd H.	3rd	4th	FINAL
Kirby	10	19	23	19	71
Austin East	16	13	14	14	57

HALFTIME STATISTICS

	MEMPHIS KIRBY		KNOXVILLE AUSTIN-EAST	
SCORE	29		29	
FGM-FGA FG%	10-30	33.3%	13-29	44.8%
FTM-FTA FT%	9-13	69.2%	3-4	75%
REBOUNDS	17		23	
TURNOVERS	4		11	
SCORING LEADERS	Boyd	14	Penson	11
	Guinn	8	Jones	6
	Short	5	Tipton	6
REBOUNDING LEADERS	Short	4	Jones	6
	Boyd	3	Penson	5
THREE OR MORE FOULS	—		Logan	3

1982 Class AAA State Boys' Basketball Tournament

March 17 - March 20, 1982 · Murphy Center - MTSU - Murfreesboro, TN

Game 1
Thu. Mar. 18 3:00 PM

Gallatin (24-6)	60
Bradley Central (25-9)	59

Game 2
Thu. Mar. 18 6:00 PM

Memphis Central (27-6)	50
Science Hill (30-4)	44

Game 3
Thu. Mar. 18 7:30 PM

Maplewood (29-5)	90
Oakland (20-8)	59

Game 4
Thu. Mar. 18 9:00 PM

Austin-East (32-3)	68
Memphis North Side (28-8)	56

Game 5
Fri. Mar. 19 7:30 PM

Gallatin	49
Memphis Central	54

Game 6
Fri. Mar. 19 9:00 PM

Maplewood	76
Austin-East	80

Game 7
Sat. Mar. 20 9:00 PM

Memphis Central	53
Austin-East	49

Memphis Central

STATE CHAMPION

OFFICIAL NCAA BASKETBALL BOX SCORE

Date 3-18-82 Site Murfreesboro, Tennessee

VISITORS (Last Name, First)

No.	Northside		FG	FGA	FT	FTA	REB	PF	TP	A	TO	BLK	S	MIN
24	Lester Brooks	f	5	13	0	0	5	3	10	2	2	0	1	
4	Lawrence Castle	f	7	16	2	2	3	4	16	7	4	0	1	
40	Archie Johnson	c	1	3	0	0	3	4	2	2	1	0	0	
50	Charles Wright	g	4	6	1	2	4	5	9	0	1	0	0	
42	Richard Madison	g	2	7	0	0	4	1	4	0	1	0	0	
30	Terry Mobley		3	10	0	1	2	5	6	0	0	0	0	
54	Terrence Tuinage		1	5	3	4	4	0	5	0	0	0	0	
14	Robert James		0	1	0	0	0	1	0	0	0	0	0	
52	Glenn Winters		1	1	0	0	0	1	2	0	0	0	0	
12	Anthony Logan		0	0	0	0	0	1	0	0	0	0	0	
20	Morris Lyons		1	1	0	0	2	0	2	0	1	0	0	
44	Ronald Wooten													
	TEAM REBOUNDS (Included in Totals)						3							
	TOTALS		25	63	6	9	30	25	56	11	10	0	2	

FG %: 1st Half 10-24-41.7 2nd Half 15-39-38.5 Game 25-63-39.7

FT %: 1st Half 1-2-50.0 2nd Half 5-7-71.4 Game 6-9-66.7

Deadball Rebounds 1

HOME

No.	Austin-East		FG	FGA	FT	FTA	REB	PF	TP	A	TO	BLK	S	MIN
15	Eric Hill	f	2	8	9	12	4	0	13	4	1	1	1	
35	William Clinkscale	f	3	9	1	1	1	1	7	2	3	0	1	
33	Rob Jones	c	5	7	2	8	12	1	12	3	2	1	0	
23	Anthony Logan	g	5	10	6	8	8	1	16	1	0	1	0	
55	Lewis Logan	g	4	6	6	7	6	3	14	2	1	1	1	
31	Ricky Jackson													
5	Daniel Foster													
53	Lenwood Taylor		3	3	0	2	1	0	6	0	0	0	0	
51	George Martin													
	John Montgomery													
41	Orlando Battle													
43	Willis Broyles													
	TEAM REBOUNDS (Included in Totals)						7							
	TOTALS		22	43	24	38	39	6	68	12	7	4	3	

FG %: 1st Half 9-23-39.1 2nd Half 13-20-65.0 Game 22-43-51.2

FT %: 1st Half 7-12-58.3 2nd Half 17-26-65.4 Game 24-38-63.2

Deadball Rebounds 6

OFFICIALS: Dale Ford, Mahlon Greene

Technical Fouls:

Attendance 2,750

©by National Collegiate Athletic Association 1981

SCORE BY PERIODS

	1st H.	2nd H.	3rd	4th	FINAL
Northside	15	6	11	24	56
Austin-East	14	11	16	27	68

12

National Collegiate Athletic Association

QUICKIE BASKETBALL STATISTICS

First Half | Second Half | Final

(Circle one)

	Northside Visitors	Austin-East Home
Team: Score	21	25
Field Goals (Made/Att./Pct.)	10-24-41.7	9-23-39.1
Free Throws (Made/Att./Pct.)	1-2-50.0	7-12-58.3
Rebounds	15	19
Fouls	8	1
Individual: Scoring Leaders	Castle-6 Brooks-6	A. Logan-9
Rebounding Leaders	Brooks-4	Jones-5 A. Logan-5
Three or More Fouls	Johnson-3 Wright-3	

Shot Chart

Team Northside

Team Austin East

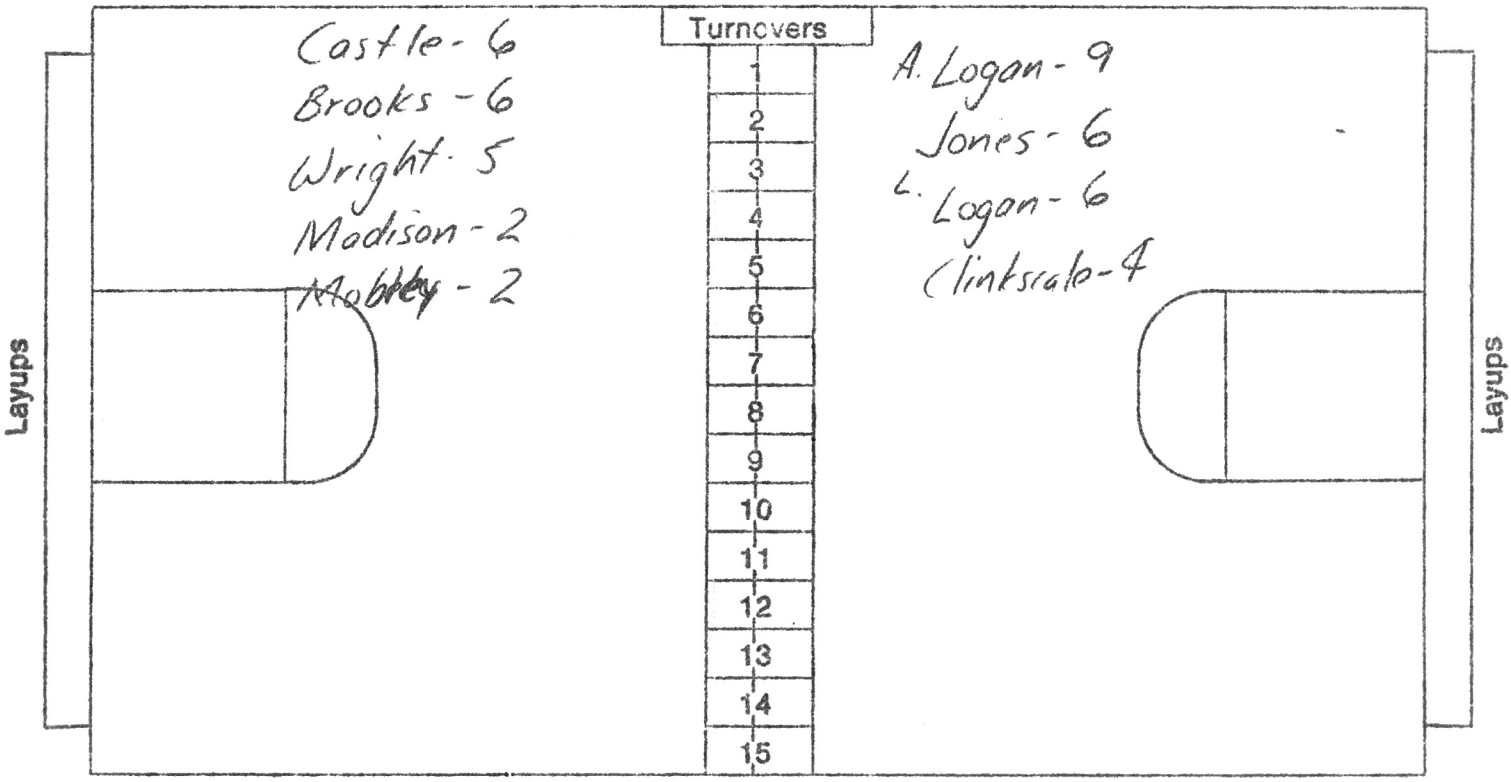

Copyright 1981 National Collegiate Athletic Association

OFFICIAL NCAA BASKETBALL BOX SCORE

Date 3-19-82 Site Murfreesboro, Tennessee

VISITORS (Last Name, First)

No.	Austin-East		FG	FGA	FT	FTA	REB	PF	TP	A	TO	BLK	S	MIN
15	Eric Hill	lg	8	16	1	2	2	1	17	2	4	0	1	
23	Anthony Logan	lg	8	17	3	3	8	4	19	3	4	0	0	
33	Rob Jones	c	14	19	1	4	19	4	29	2	2	0	0	
35	William Clinkscale	sf												
55	Lewis Logan	sf	1	3	0	0	2	1	2	0	2	0	1	
31	Ricky Jackson		1	5	0	0	4	3	2	2	1	0	0	
5	Daniel Foster													
53	Lenwood Taylor		5	8	1	2	5	3	11	2	2	0	1	
51	George Martin													
45	John Montgomery (injured)													
41	Orlando Battle													
43	Willis Broyles													
	TEAM REBOUNDS (Included in Totals)						2							
	TOTALS		37	68	6	11	42	16	80	11	15	0	3	

FG %: 1st Half 18-34-52.9 2nd Half 19-34-55.9 Game 37-68-54.4

FT %: 1st Half 1-1-100.0 2nd Half 5-10-50.0 Game 6-11-54.5

Deadball Rebounds 2

HOME

No.	Maplewood		FG	FGA	FT	FTA	REB	PF	TP	A	TO	BLK	S	MIN
12	Terry Howard	lg	15	28	5	7	0	2	35	2	3	0	2	
22	Jeff Turner	lg	1	3	0	0	5	3	2	0	1	0	0	
40	Lamont Ridley	c	7	12	5	5	7	2	19	1	1	0	1	
24	Donald Reed	sf	4	11	0	0	3	2	8	2	1	0	0	
30	Frank Short	sf	3	5	6	7	4	4	12	0	2	0	1	
10	Greg Davis													
42	Reggie Gordon													
50	Eric Johnson													
32	Joel Lanier													
34	Michael Kinnard													
20	Tim Morton													
14	Sean Wilbert													
	TEAM REBOUNDS (Included in Totals)						5							
	TOTALS		30	59	16	19	24	13	76	5	8	0	4	

FG %: 1st Half 15-30-50.0 2nd Half 15-29-51.7 Game 30-59-50.8

FT %: 1st Half 9-11-81.8 2nd Half 7-8-87.5 Game 16-19-84.2

Deadball Rebounds 0

OFFICIALS: Jerry Link, Junior McClellan

Technical Fouls:

Attendance 2,750

©by National Collegiate Athletic Association 1981

SCORE BY PERIODS

	1st H.	2nd H.			FINAL
Austin-East	16	21	20	23	80
Maplewood	16	23	19	18	76

18

National Collegiate Athletic Association

QUICKIE BASKETBALL STATISTICS

First Half | Second Half | Final
(Circle one)

	Austin-East (Visitors)	Maplewood (Home)
Team: Score	37	39
Field Goals (Made/Att./Pct.)	18-34-52.9	15-30-50.0
Free Throws (Made/Att./Pct.)	1-1-100.0	9-11-81.8
Rebounds	20	13
Fouls	9	5
Individual: Scoring Leaders	Hill-12	Howard-18 Ridley-11
Rebounding Leaders	Jones-9	Turner-3
Three or More Fouls	A. Logan-3	

Shot Chart

Team Austin-East

Hill 12
A. Logan-11
Jones-6
Taylor-6
Logan-2

Layups

Turnovers: 1, 2, 3, 4, 5, 6, 7, 8, 9, 10, 11, 12, 13, 14, 15

Team Maplewood

Howard-18
Ridley-11
Short-6
Reed-4

Layups

OFFICIAL NCAA BASKETBALL BOX SCORE

Date 2-20-82 Site Murfreesboro, Tennessee

VISITORS (Last Name, First)

No.	Austin-East		FG	FGA	FT	FTA	REB	PF	TP	A	TO	BLK	S	MIN
35	William Clinkscale	f	0	2	0	0	0	1	0	0	0	0	0	
55	Lewis Logan	f	4	6	1	2	8	1	9	0	1	0	0	
33	Rob Jones	c	5	8	2	6	5	3	12	0	1	1	1	
15	Eric Hill	g	3	13	0	0	1	0	6	4	3	0	0	
23	Anthony Logan	g	8	12	0	3	4	3	16	1	3	0	0	
31	Ricky Jackson		0	0	0	0	1	1	0	1	0	0	0	
5	Daniel Foster		2	2	0	0	2	1	4	0	0	1	0	
53	Lenwood Taylor		1	3	0	0	1	0	2	0	0	0	0	
51	George Martin													
41	Willis Broyles													
25	Brian Freeman													
	TEAM REBOUNDS (Included in Totals)						0							
	TOTALS		23	46	3	11	22	10	49	6	8	2	1	

FG %: 1st Half 12-24-50.0 2nd Half 11-22-50.0 Game 23-46-50.0

FT %: 1st Half 1-2-50.0 2nd Half 2-9-22.2 Game 3-11-27.3

Deadball Rebounds 3

HOME

No.	Memphis Central		FG	FGA	FT	FTA	REB	PF	TP	A	TO	BLK	S	MIN
32	Thurman Denton	f	5	7	5	6	4	4	15	0	1	0	0	
45	Chris Ward	f	6	9	3	3	4	4	15	0	2	1	2	
42	Harvey Sykes	c	1	1	0	0	2	2	2	0	1	0	0	
11	Don Rubin	g	1	4	0	0	4	0	2	1	2	0	0	
35	Ben Hendriex	g	4	11	3	4	1	0	11	4	2	0	0	
12	Jeff Nelson													
14	Cedric Brown													
20	Anthony Curtis													
21	Sylvester Smith													
25	Jimmy Anderson		0	0	0	0	1	0	0	0	0	0	0	
44	Reginald Gordon		4	6	0	1	7	2	8	0	2	0	0	
	TEAM REBOUNDS (Included in Totals)						2							
	TOTALS		21	38	11	14	25	12	53	5	10	1	2	

FG %: 1st Half 14-20-70.0 2nd Half 7-18-38.9 Game 21-38-55.3

FT %: 1st Half 2-2-100.0 2nd Half 9-13-69.2 Game 11-14-78.6

Deadball Rebounds 1

OFFICIALS: Dale Ford, Mahlon Greene

Technical Fouls:

Attendance 4000

©by National Collegiate Athletic Association 1981

SCORE BY PERIODS	1st H.	2nd H.	3rd	4th	FINAL
Austin-East	9	16	11	13	49
Memphis Central	10	20	6	17	53

21

National Collegiate Athletic Association

QUICKIE BASKETBALL STATISTICS

First Half — Second Half — Final

(Circle one)

	AUSTIN-EAST Visitors	MEMPHIS CENTRAL Home
Team: Score	25	30
Field Goals (Made/Att./Pct.)	12 – 24 – 50.0	14 – 20 – 70.0
Free Throws (Made/Att./Pct.)	1 – 2 – 50.0	2 – 2 – 100.0
Rebounds	8	11
Fouls	1	3
Individual: Scoring Leaders	A Logan - 8	Ward - 10
Rebounding Leaders	L Logan - 4	Gordon - 3
Three or More Fouls		

Shot Chart

Team MEMPHIS CENTRAL

A. Logan - 8
L Logan - 7
Jones - 6
Hill - 4

Turnovers

1
2
3
4
5
6
7
8
9
10
11
12
13
14
15

Team AUSTIN-EAST

Ward - 10
Denton - 6
Gordon - 6
Hendriex - 4
Rubin - 2
Sykes - 2

Layups

Layups

Copyright 1981 National Collegiate Athletic Association

1981 Class AAA State Boys' Basketball Tournament

March 18 - March 21, 1981 · Murphy Center - MTSU - Murfreesboro, TN

Game 1
Thu. Mar. 19 3:00 PM

Nashville Pearl	63
Booker T. Washington	61

Game 2
Thu. Mar. 19 6:00 PM

Dobyns Bennett	63
Howard	59

Game 3
Thu. Mar. 19 7:30 PM

Memphis Carver	51
Clarksville	44

Game 4
Thu. Mar. 19 9:00 PM

Austin-East	69
Columbia	65

Game 5
Fri. Mar. 20 7:30 PM

Nashville Pearl	61
Dobyns Bennett	59

OT
Game 6
Fri. Mar. 20 9:00 PM

Memphis Carver	59
Austin-East	58

Game 7
Sat. Mar. 21 9:00 PM

Nashville Pearl	64
Memphis Carver	53

Nashville Pearl
STATE CHAMPION

AAA

12

OFFICIAL NCAA BASKETBALL BOX SCORE

Date 3-19-81 Site M'boro

VISITORS (Last Name, First)

No.	Columbia 24-5		FG	FGA	FT	FTA	REB	PF	TP	A	TO	BLK	S	MIN
15	Ricky Armstrong	f	7	13	1	1	6	2	15	4	4			
21	Terrance Webster	f	3	8	0	0	5	3	6	6	2			
35	Fred Jenkins	c	10	14	2	3	1	4	22		4			
41	John Primm	g	3	4	3	6	8	3	9		1			
45	Chris Lyles	g	4	9	3	4	7	4	11		2			
13	George Dooley		0	1	0	0	0	1	0		1			
25	Sid Anderson			0			0							
31	Keith Auville		0	1	2	2	2	1	2					
	TEAM REBOUNDS (Included in Totals)						4							
	TOTALS		27	50	11	16	33	18	65	10	14			

FG %: 1st Half 63.6% 2nd Half _____ Game 54% Deadball Rebounds 2

FT %: 1st Half 83.3% 2nd Half _____ Game 68.7%

HOME

No.	Austin-East 30-2		FG	FGA	FT	FTA	REB	PF	TP	A	TO	BLK	S	MIN
24	James Dailey	f	3	10	3	5	3	0	9	4	2			
34	William Clinkscale	f	6	13	0	4	3	1	12	0	2			
40	Jerald Hyatt	c	13	20	1	2	5	1	27	1	2			
52	Robert Jones	g	3	5	2	3	8	4	8	1	1			
54	George Buckner	g	4	15	0	1	12	3	8	3	2			
4	Joe Moore		0	1	1	4	1	0	1					
22	Anthony Logan		1	3	0	0	3	2	2		1			
50	Edward Porter		1	1	0	0	1	1	2					
	TEAM REBOUNDS (Included in Totals)						3							
	TOTALS		31	68	7	19	39	12	69	9	10			

FG %: 1st Half 42.2% 2nd Half _____ Game 45.6% Deadball Rebounds 3

FT %: 1st Half 33.3% 2nd Half _____ Game 36.8%

OFFICIALS: Davis, Cannon

Technical Fouls: _____

Attendance 4634

©by National Collegiate Athletic Association 1978

SCORE BY PERIODS	1st Qt. H.	2nd Qt. H.	3rd Qt. OT	4th Qt. OT	FINAL
Columbia	10	28	10	17	65
Austin-East	26	10	16	17	69

AAA

18

OFFICIAL NCAA BASKETBALL BOX SCORE

Date 3-20-81 Site M'boro

VISITORS (Last Name, First)

No.	Austin-East (30-3)		FG	FGA	FT	FTA	REB	PF	TP	A	TO	BLK	S	M
25	James Dailey	f	3	4	3	5	2	2	9	5	3			
35	William Clinkscale	f	2	4	0	2	3	2	4	1	3			
41	Terry Hyatt	c	1	10	0	0	3	5	2	4	5			
43	George Buckner	g	7	17	2	4	10	4	16	1	7			
53	Robert Jones	g	7	9	1	4	4	3	15	1	2			
51	Edward Porter		5	6	2	7	8	1	12		1			
23	Anthony Logan		0	0	0	0	2	1	0	1				
	TEAM REBOUNDS (Included in Totals)						2							
	TOTALS		25	50	8	22	35	18	58	13	21			

FG %: 1st Half 44.1% 2nd Half _____ Game 50% Deadball Rebounds 5

FT %: 1st Half 12.5% 2nd Half _____ Game 36.4%

HOME

No.	Memphis Carver 25-8		FG	FGA	FT	FTA	REB	PF	TP	A	TO	BLK	S	M
12	Ben Rhodes	f	7	12	1	1	3	5	15	2	4			
15	Bobby Westbrook	f	6	13	2	4	6	5	14		3			
24	Dwight Moody	c	4	13	3	6	5	3	11	7	3			
25	Cedric Osby	g	2	4	0	0	2	1	4	3	1			
31	Tony Daniels	g	0	0	0	0	0	0	0					
3	Stanley Blue		0	3	0	0	1	0	0	2	1			
22	Leon Caldwell		0	2	5	6	1	2	5	1				
30	Lewis Jones		6	6	0	0	4	2	12	1	1			
	TEAM REBOUNDS (Included in Totals)						0							
	TOTALS		24	53	11	19	31	18	59	16	13			

FG %: 1st Half 47.6% 2nd Half _____ Game 45.3% Deadball Rebounds 2

FT %: 1st Half 66.7% 2nd Half _____ Game 57.9%

OFFICIALS: SAUERS, MOORE

Technical Fouls: _____

Attendance 5064

©by National Collegiate Athletic Association 1976

SCORE BY PERIODS	1st Qt. H.	2nd Qt. H.	3rd Qt. OT	4th Qt. OT	OT	FINAL
Austin East	12	19	14	6	7	[illegible]
Mem. Carver	17	9	12	13	8	[illegible]

1980 Class AAA State Boys' Basketball Tournament

March 11 - March 15, 1980 · Murphy Center - MTSU - Murfreesboro, TN

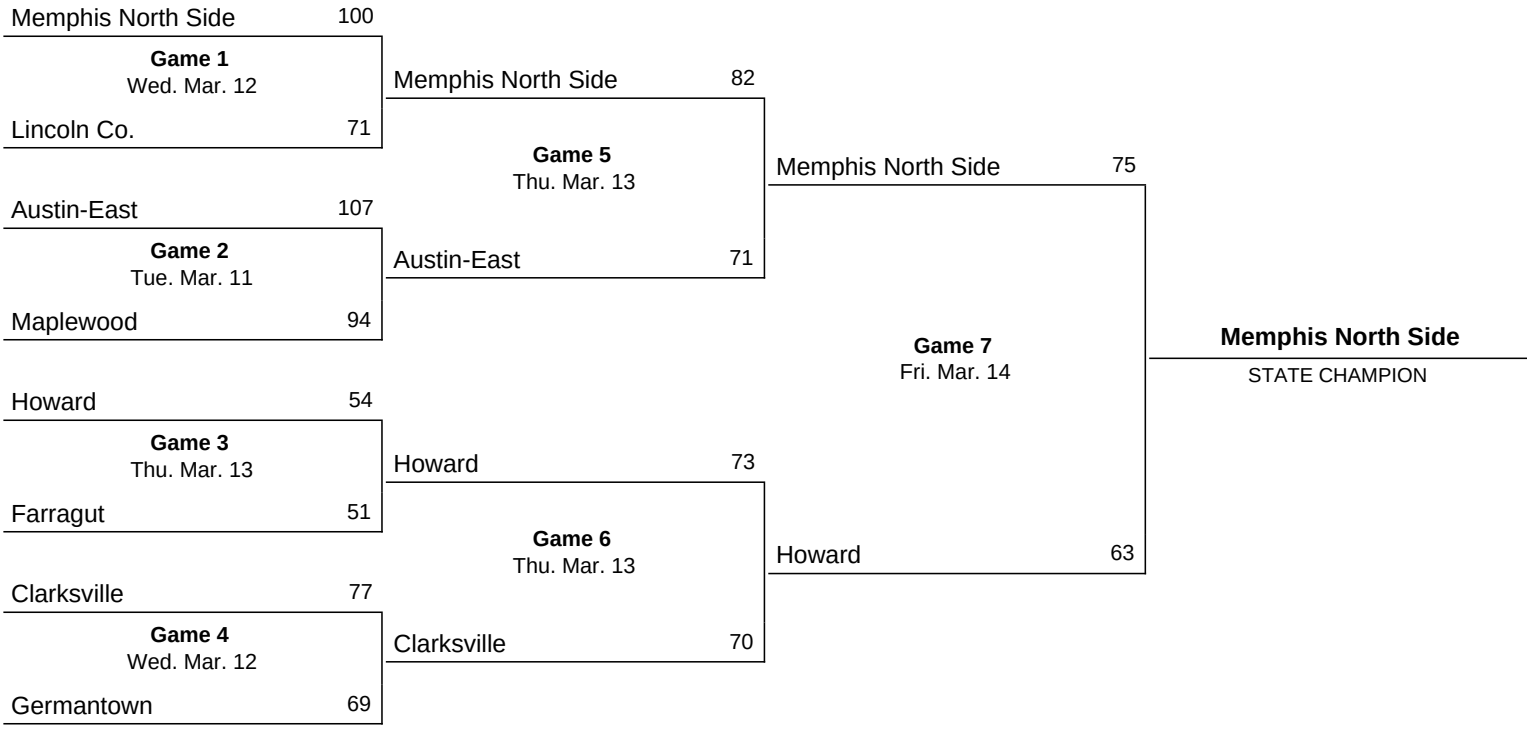

3

OFFICIAL NCAA BASKETBALL BOX SCORE

Date 3-11-80 Site Murfreesboro

Final

VISITORS (Last Name, First)

No.	Austin - East	FG	FGA	FT	FTA	REB	PF	TP	A	TO	BLK	S	MIN
43	Buckner, George f	6	10	0	0	7	5	12	0	4			
41	Hyatt, Jerald f	3	7	2	3	4	5	8	0	1			
35	Wooten, Chris c	10	16	21	25	8	3	41	3	0			
25	Brown, Charles g	0	1	0	1	1	5	0	1	4			
45	Jones, Lorne g	10	15	4	7	15	3	24	1	5			
23	Brown, Jeffery	3	7	3	6	2	3	9	2	5			
31	Moore, James	2	3	0	1	3	2	4	2	3			
53	Crawford, Steve	0	0	0	0	0	0	0	1	0			
15	Hartsell, Rusty	2	2	0	0	0	4	4	0	1			
51	Porter, Edward	2	3	1	2	8	2	5	0	0			
	TEAM REBOUNDS (Included in Totals)					10							
	TOTALS	38	64	31	45	58	34	107	10	23			

FG %: 1st Half 59.4 2nd Half ____ Game 59.3 Deadball Rebounds ____

FT %: 1st Half 62.5 2nd Half ____ Game 68.8

HOME

No.	Maplewood	FG	FGA	FT	FTA	REB	PF	TP	A	TO	BLK	S	MIN
10	Mullins, Thomas f	11	28	2	3	3	4	24	1	0			
14	Odom, Darryl f	3	4	11	12	5	5	17	1	3			
20	Ridley, Keith c	7	12	2	5	1	5	16	1	4			
34	Williams, Jerome g	1	1	1	2	3	5	3	1	1			
40	Ridley, Lamont g	1	7	3	5	7	2	5	1	0			
30	Short, Frank	2	3	3	6	4	4	7	0	1			
32	Drake, Michael	0	1	0	0	1	0	0	0	0			
12	Howard, Terry	6	14	9	12	1	5	21	2	4			
22	Turner, Jeff	0	0	0	0	0	0	0	0	0			
	TEAM REBOUNDS (Included in Totals)					10							
	TOTALS	31	70	32	47	35	32	94	7	13			

FG %: 1st Half 50% 2nd Half ____ Game 44.3 Deadball Rebounds ____

FT %: 1st Half 66.6 2nd Half ____ Game 68.1

OFFICIALS: James McClellan & Dan Rudsell

Technical Fouls: Maplewood (bench)

Attendance ____

©by National Collegiate Athletic Association 1976

SCORE BY PERIODS	1st H.	2nd H.	3rd OT	4TH OT	FINAL
Austin East	16	32	34	25	107
Maplewood	13	27	21	33	94

FFICIAL NCAA BASKETBALL BOX SCORE Date 3-11-80 Site Murphy Center

Halftime

ISITORS (Last Name, First)

o.	Austin East		FG	FGA	FT	FTA	REB	PF	TP	A	TO	BLK	S	MIN
3	Buckner, George	f	5	7	0	0	6	3	10	0	2			
1	Hyatt, Jerald	f	1	4	2	3	3	1	4	0	1			
35	Wooten, Chris	c	6	9	4	5	4	1	16	1	0			
5	Brown, Charles	g	0	1	0	0	0	3	0	0	1			
5	Jones, Lorne	g	4	6	2	3	7	3	10	1	0			
3	Brown, Jeffery		1	3	2	4	2	2	4	1	3			
1	Moore, James		1	1	0	1	0	0	2	1	1			
3	Crawford, Steve		0	0	0	0	0	0	0	0	0			
5	Hoetsell, Rusty		1	1	0	0	0	0	2	0	0			
	TEAM REBOUNDS (Included in Totals)						2							
	TOTALS		19	32	10	16	24	13	48	4	8			

FG %: 1st Half 59.4 2nd Half ____ Game ____ Deadball Rebounds ____

FT %: 1st Half 62.5 2nd Half ____ Game ____

OME

o.	Maplewood		FG	FGA	FT	FTA	REB	PF	TP	A	TO	BLK	S	MIN
0	Mullins, Thomas	f	6	11	0	0	0	1	12	0	0			
4	Odom, Darryl	f	1	1	2	2	1	3	4	1	0			
0	Ridley, Keith	c	2	3	1	2	1	3	5	1	4			
4	Williams, Jerome	g	1	1	1	2	1	3	3	1	1			
0	Ridley, Lamont	g	1	4	1	2	4	0	3	1	0			
0	Short, Frank		0	1	3	5	0	2	3	0	1			
2	Drake, Michael		0	0	0	0	0	0	0	0	0			
2	Howard, Terry		3	7	4	5	0	2	10	1	1			
	TEAM REBOUNDS (Included in Totals)						3							
	TOTALS		14	28	12	18	10	14	40	5	7			

FG %: 1st Half 50% 2nd Half ____ Game ____ Deadball Rebounds ____

FT %: 1st Half 66.6 2nd Half ____ Game ____

FFICIALS: James McClellan & Don Rudsell

echnical Fouls: None

tendance ____

©by National Collegiate Athletic Association 1976

SCORE BY PERIODS	1st H.	2nd H.	OT	OT	Half
Austin East	16	32			48
Maplewood	13	27			40

17

OFFICIAL NCAA BASKETBALL BOX SCORE

Date MARCH 14 Site MURFREESBORO, TENN.

VISITORS (Last Name, First) --FINAL--

No.	MEMPHIS Northside		FG	FGA	FT	FTA	REB	PF	TP	A	TO	BLK	S	MIN
3	Smith, Carlos	f	6	10	4	4	2	3	16	1	3			
44	Shaw, Carl	f	1	1	2	3	3	4	4	0	1			
50	Johnson, Edgar	c	11	13	7	10	11	4	29	4	2			
22	Morris, Daryl	g	2	4	0	0	2	4	4	4	2			
32	Haynes, Phillip	g	10	15	9	12	6	4	29	6	2			
11	Tuggle, Ronald		0	2	0	0	0	0	0	0	1			
42	Jones, Ronald		0	1	0	0	0	0	0	0	0			
	TEAM REBOUNDS (Included in Totals)						11							
	TOTALS		30	46	22	29	35	19	82	15	11			

FG %: 1st Half 60% (15-25) 2nd Half _____ Game 65.2 Deadball

FT %: 1st Half 72.7 (8-11) 2nd Half _____ Game 75.9 Rebounds _____

HOME

No.	AUSTIN-EAST		FG	FGA	FT	FTA	REB	PF	TP	A	TO	BLK	S	MIN
24	Brown, Charles	f	5	7	6	7	4	3	12	8	3			
34	Wooten, Chris	f	1	10	1	3	1	3	3	0	0			
54	Buckner, George	c	10	16	2	2	6	4	22	1	1			
44	Jones, Lorne	g	7	15	4	7	2	5	18	1	1			
40	HYATT, Jerald	g	3	6	2	3	4	1	8	1	0			
50	Porter, Edward		0	1	0	0	5	0	0	0	1			
32	Moore, James		0	0	0	0	0	1	0	0	0			
52	Crawford, Steve		2	2	0	0	2	3	4	0	0			
22	Brown, Jeffery		2	4	0	0	0	2	4	0	1			
	TEAM REBOUNDS (Included in Totals)						4							
	TOTALS		28	61	15	22	28	22	71	11	7			

FG %: 1st Half 37.0 (10-27) 2nd Half _____ Game 45.9 Deadball

FT %: 1st Half 76.9 (10-13) 2nd Half _____ Game 68.2 Rebounds _____

OFFICIALS: Pat Groves & James McClellan

Technical Fouls: None

Attendance _____

©by National Collegiate Athletic Association 1976

SCORE BY PERIODS	1st H.	2nd H.	3rd	4th	FINAL
Northside	22	16	16	28	82
Austin-East	16	14	13	28	71

OFFICIAL NCAA BASKETBALL BOX SCORE Date MARCH 14 at MURFREESBORO, TENN.

VISITORS (Last Name, First) ----HALFTIME----

No.	MEMPHIS Northside		FG	FGA	FT	FTA	REB	PF	TP	A	TO	BLK	S	MIN
3	Smith, Carlos	f	3	5	0	0	1	2	6	1	0			
44	Shaw, Carl	f	0	0	0	0	1	3	0	0	0			
50	Johnson, Edgar	c	5	7	2	4	5	3	12	3	1			
22	Morris, Darrl	g	1	1	0	0	1	2	2	0	0			
32	Haynes, Phillip	g	6	9	6	7	5	0	18	3	1			
11	Tuggle, Ronald		0	2	0	0	0	0	0	0	1			
12	Jones, Ronald		0	1	0	0	0	0	0	0	0			
	TEAM REBOUNDS (Included in Totals)						3							
	TOTALS		15	25	8	11	16	10	38	7	3			

FG %: 1st Half 60% 2nd Half ____ Game ____ Deadball Rebounds ____

FT %: 1st Half 72.7 2nd Half ____ Game ____

HOME

No.	AUSTIN-EAST		FG	FGA	FT	FTA	REB	PF	TP	A	TO	BLK	S	MIN
24	Brown, Charles	f	1	1	4	4	0	1	6	4	1			
34	Wooten, Chris	f	0	7	1	3	1	0	1	0	0			
54	Buckner, George	c	5	7	2	2	3	2	12	0	1			
44	Jones, Lorne	g	1	5	1	2	2	3	3	0	1			
10	Hyatt, Jerald	g	3	6	2	2	3	1	8	1	0			
50	Porter, Edward		0	1	0	0	5	0	0	0	1			
32	Moore, James		0	0	0	0	0	1	0	0	0			
52	Crawford, Steve		0	0	0	0	1	1	0	0	0			
	TEAM REBOUNDS (Included in Totals)						0							
	TOTALS		10	27	10	13	15	10	30	5	4			

FG %: 1st Half 37.0 2nd Half ____ Game ____ Deadball Rebounds ____

FT %: 1st Half 76.9 2nd Half ____ Game ____

OFFICIALS: Pat Graves & James McClellan

Technical Fouls: None

Attendance ____

©by National Collegiate Athletic Association 1976

SCORE BY PERIODS	1st H.	2nd H.			HALF
Northside	22	16			38
Austin East	16	14			30

1977 Class AAA State Boys' Basketball Tournament

March 15 - March 19, 1977 · Murphy Center - MTSU - Murfreesboro, TN

Game 1
Tue. Mar. 15 6:00 PM

Nashville Pearl	52
Knoxville Holston	49

Game 2
Wed. Mar. 16 1:30 PM

Hamilton	81
Chattanooga City	71

Game 3
Wed. Mar. 16 7:30 PM

Germantown	61
Brainerd	50

Game 4
Thu. Mar. 17 4:00 PM

Austin-East	76
Nashville East	59

Game 5
Fri. Mar. 18 7:30 PM

Nashville Pearl	58
Hamilton	60

Game 6
Fri. Mar. 18 9:00 PM

Germantown	23
Austin-East	40

Game 7
Sat. Mar. 19 8:30 PM

Hamilton	59
Austin-East	72

Austin-East
STATE CHAMPION

12

OFFICIAL NCAA BASKETBALL BOX SCORE

Date March 17, 1977 Site Murphy Center/MTSU

VISITORS (Last Name, First) Murfreesboro, Tenn.

No.	Nashville East "Eagles"		FG	FGA	FT	FTA	REB	PF	TP	A	TO	BLK	S	MIN
32	Kenneth Townsend	f	1	8	2	2	11	2	4	0	3			
44	Reggie Brown	f	5	10	0	1	7	4	10	1	6			
40	Carl Shivers	c	5	11	2	4	11	5	12	1	2			
30	David Scruggs	g	5	9	0	2	3	5	10	4	4			
42	Jimmy Bryant	g	4	14	9	12	3	3	17	3	5			
34	James Baker		0	0	0	1	2	0	0	0	1			
12	Rafur Armstrong		3	3	0	0	0	0	6	0	1			
24	Spencer Richardson													
50	Charles Fuqua													
52	Wayne Stephens													
22	Michael Teasley													
54	Edward Jennings													
	TEAM REBOUNDS (Included in Totals)						5							
	TOTALS		23	55	13	22	42	19	59	9	22			

FG %: 1st Half (11-28) 39.3 2nd Half _____ Game 41.8 Deadball Rebounds 3

FT %: 1st Half (7-8) 87.5 2nd Half _____ Game 59.1

HOME

No.	Knox. Austin-East		FG	FGA	FT	FTA	REB	PF	TP	A	TO	BLK	S	MIN
20	Elston Turner	f	7	20	6	8	20	3	20	1	3			
54	George Underwood	f	7	17	1	2	10	4	15	0	3			
44	Namon Hall	c	4	11	1	2	6	5	9	2	2			
22	James Bowden	g	5	11	8	17	4	2	18	1	0			
24	Greg Jackson	g	2	5	0	0	0	3	4	2	4			
34	Eric Smith		0	0	0	0	0	0	0	0	1			
52	James Summerour													
40	Sanford Miller													
42	Tyrone Thomas		3	9	4	4	8	0	10	0	0			
50	Lance Summerour													
30	Lorenzo Dixon													
32	Kevin Looney													
	TEAM REBOUNDS (Included in Totals)						9							
	TOTALS		28	73	20	33	57	17	76	6	13			

FG %: 1st Half (12-36) 33.3 2nd Half _____ Game 38.4 Deadball Rebounds 4

FT %: 1st Half (5-8) 62.5 2nd Half _____ Game 60.6

OFFICIALS: George Shuford & Carroll Kite

Technical Fouls:

Attendance 2173

©by National Collegiate Athletic Association 1978

SCORE BY PERIODS	1st H.	2nd H.	OT	OT	FINAL
Nashville East	10-19	16-14			59
Austin-East	12-17	20-27			76

18

OFFICIAL NCAA BASKETBALL BOX SCORE

Date March 18, 1977 Site Murphy Center/MTSU Murfreesboro, Tn.

VISITORS (Last Name, First)

No.	Knoxville Austin-East		FG	FGA	FT	FTA	REB	PF	TP	A	TO	BLK	S	MIN
XII	Elston Turner #21	f	3	11	4	4	11	3	10	1	3			
55	George Underwood	f	1	4	1	2	7	3	3	0	0			
45	Namon Hall	c	3	3	0	0	7	4	6	0	2			
23	James Bowden	g	4	6	6	11	3	2	14	2	4			
25	Greg Jackson	g	1	4	0	0	2	0	2	0	4			
35	Eric Smith		0	0	0	1	0	0	0	1	0			
53	James Summerour													
41	Sanford Miller													
43	Tyrone Thomas		1	7	3	5	3	0	5	0	1			
51	Lance Summerour													
31	Lorenzo Dixon													
33	Kevin Looney													
	TEAM REBOUNDS (Included in Totals)						5							
	TOTALS		13	35	14	23	38	12	40	4	14			

FG %: 1st Half (5-12) 29.4 2nd Half _____ Game 37.1 Deadball Rebounds 1

FT %: 1st Half (4-6) 66.7 2nd Half _____ Game 60.8

HOME

No.	Germantown Red Devils		FG	FGA	FT	FTA	REB	PF	TP	A	TO	BLK	S	MIN
10	Calvin Golden 20	f	1	4	0	0	6	4	2	0	2			
22	Lee Hampton 22	f	2	5	2	2	3	2	6	0	1			
32	Andy Harvey 32	c	2	7	0	2	2	2	4	0	1			
24	Ray Walters 24	g	2	10	0	0	2	3	4	2	7			
40	Mack Golden 40	g	2	12	2	4	6	3	7	0	3			
10	L. J. Jackson 10		0	1	0	0	0	2	0	0	0			
42	Brad Mitchell 42													
12	Chauncey Johnson 12													
44	Jim Cunningham 44		0	0	0	0	0	0	0	0	0			
14	Tom Dillon 14		0	0	0	0	2	2	0	0	1			
30	Roy Davidson 30		0	0	0	0	0	0	0	0	0			
	TEAM REBOUNDS (Included in Totals)						5							
	TOTALS		9	39	5	8	26	18	23	2	15			

FG %: 1st Half (5-16) 31.2 2nd Half _____ Game 23.0 Deadball Rebounds 0

FT %: 1st Half (2-2) 100.0 2nd Half _____ Game 62.5

OFFICIALS: Bill Moss & George Shuford

Technical Fouls:

Attendance 4270

©by National Collegiate Athletic Association 1976

SCORE BY PERIODS	1st H.	2nd H.	OT	OT	FINAL
Austin-East	8-6	14-12			40
Germantown	10-2	11-0			23

2

OFFICIAL NCAA BASKETBALL BOX SCORE

Date March 19, 1977 Site Murfreesboro, Tenn.

VISITORS (Last Name, First) "AAA" CHAMPIONSHIP GAME MTSU's Murphy Center

No.	Knoxville Austin East		FG	FGA	FT	FTA	REB	PF	TP	A	TO	BLK	S	MIN
21	TURNER, Elston	f	11	27	1	1	14	0	23	3	5			
55	UNDERWOOD, George	f	8	17	3	6	19	2	19	1	2			
45	HALL, Namon	c	1	4	0	0	3	4	2	0	0			
23	BOWDEN, James	g	7	10	1	4	1	1	15	5	4			
25	JACKSON, Greg	g	1	2	2	2	2	3	4	2	1			
35	SMITH, Eric		0	1	0	2	0	0	0	0	0			
53	SUMMEROUR, James		0	0	0	0	1	0	0	0	0			
41	MILLER, Sanford		0	1	0	0	0	0	0	0	0			
43	THOMAS, Tyrone		3	4	0	1	3	4	6	0	0			
51	SUMMEROUR, Lance		0	0	2	2	0	1	2	0	0			
31	DIXON, Lorenzo		0	1	1	4	0	1	1	0	0			
33	LOONEY, Kevin		0	0	0	0	1	0	0	0	0			
	TEAM REBOUNDS (Included in Totals)						7							
	TOTALS		31	67	10	22	51	17	72	11	12			

FG %: 1st Half 20-35 - 57.1% 2nd Half _____ Game 46.2

FT %: 1st Half 3-5 - 60% 2nd Half _____ Game 45.4

Deadball Rebounds 2

HOME

No.	HAMILTON, (Memphis)		FG	FGA	FT	FTA	REB	PF	TP	A	TO	BLK	S	MIN
35	BROWN, Kenny	f	5	10	0	1	6	0	10	0	1			
22	BUGGS, Waymon	f	8	17	2	3	4	4	18	1	2			
25	CLAYBORNE, Kenny	c	2	6	2	3	9	5	6	0	4			
44	JOHNSON, Terrell	g	1	1	0	0	0	2	2	0	1			
5	CROSS, Ricky	g	1	2	0	0	2	4	2	1	2			
3	CAGE, Sammy		0	2	1	2	0	1	1	1	0			
4	STOUT, Eric		1	1	0	0	0	1	2	0	0			
10	NIXON, Carlton		2	6	0	0	4	2	4	2	4			
12	JOHNSON, Teddy		4	8	1	2	2	1	9	0	1			
15	PRYOR, Clyde		0	7	4	6	7	3	4	0	1			
20	ATKINS, Edgar		0	1	0	0	0	1	0	0	0			
33	WARDLOW, Gordon		0	0	1	2	1	0	1	0	0			
	TEAM REBOUNDS (Included in Totals)						7							
	TOTALS		24	61	11	19	42	24	59	5	16			

FG %: 1st Half 15-27 - 55.6% 2nd Half _____ Game 39.3

FT %: 1st Half 4-8 - 50.0% 2nd Half _____ Game 57.8

Deadball Rebounds 1

OFFICIALS: Bill Moss + George Shuford

Technical Fouls: Miller (AE)

Attendance 8849

©by National Collegiate Athletic Association 1976

SCORE BY PERIODS	1st H.	2nd H.	OT	OT	FINAL
AUSTIN EAST	16-27	16-13			72
HAMILTON	12-22	11-14			59

1969 State Boys' Basketball Tournament

March 10 - March 15, 1969

First Round

- Dobyns Bennett (22-12) 55 — **Game 1** Mon. Mar. 10 7:30 PM — Knoxville South (24-10) 49
- Perry Co. (29-4) — **Game 2** Mon. Mar. 10 — Bye
- Melrose — **Game 3** Mon. Mar. 10 — Bye
- Union City — **Game 4** Mon. Mar. 10 — Bye
- Chattanooga Riverside — **Game 5** Mon. Mar. 10 — Bye
- Savannah — **Game 6** Mon. Mar. 10 — Bye
- Lebanon (30-2) — **Game 7** Mon. Mar. 10 — Bye
- Nashville Central (21-8) — **Game 8** Mon. Mar. 10 — Bye
- Columbia (19-3) 63 — **Game 9** Mon. Mar. 10 9 PM — York Institute (25-2) 41
- Austin-East — **Game 10** Mon. Mar. 10 — Bye
- Jackson Merry — **Game 11** Mon. Mar. 10 — Bye
- Gleason — **Game 12** Mon. Mar. 10 — Bye
- Stratford — **Game 13** Mon. Mar. 10 — Bye
- White Station — **Game 14** Mon. Mar. 10 — Bye
- Howard — **Game 15** Mon. Mar. 10 — Bye
- Sullivan Central — **Game 16** Mon. Mar. 10 — Bye

Second Round

- **Game 17** Tue. Mar. 11 9 PM: Dobyns Bennett 61 — Perry Co. 55
- **Game 18** Tue. Mar. 11 7:30 PM: Melrose 77 — Union City 48
- **Game 19** Tue. Mar. 11 2:30 PM: Chattanooga Riverside 69 — Savannah 42
- **Game 20** Tue. Mar. 11 4 PM: Lebanon 45 — Nashville Central 44
- **Game 21** Wed. Mar. 12 2:30 PM: Columbia 53 — Austin-East 77
- **Game 22** Wed. Mar. 12 4 PM: Jackson Merry 78 — Gleason 50
- **Game 23** Wed. Mar. 12 7:30 PM: Stratford 30 — White Station 17
- **Game 24** Wed. Mar. 12 9 PM: Howard 59 — Sullivan Central 52

Quarterfinals

- **Game 25** Thu. Mar. 13 4 PM (OT): Dobyns Bennett 61 — Melrose 63
- **Game 26** Thu. Mar. 13 2:30 PM: Chattanooga Riverside 66 — Lebanon 46
- **Game 27** Thu. Mar. 13 7:30 PM: Austin-East 72 — Jackson Merry 81
- **Game 28** Thu. Mar. 13 9 PM: Stratford 52 — Howard 44

Semifinals

- **Game 29** Fri. Mar. 14 7 PM: Melrose 65 — Chattanooga Riverside 75
- **Game 30** Fri. Mar. 14 8:30 PM: Jackson Merry 48 — Stratford 58

Championship

- **Game 32** Sat. Mar. 15 8:30 PM: Chattanooga Riverside 44 — Stratford 39

Chattanooga Riverside
STATE CHAMPION

Consolation Contests

Mar. 15 7:00 PM Game 31 Third Place **Melrose 92**, Jackson Merry 61 **Stats**

Stats Form 108-3—4M-1 [illegible]

OFFICIAL BASKETBALL BOX

AUSTIN EAST	FIELD GOALS MADE	FIELD GOALS ATT'D.	FREE THROWS MADE	FREE THROWS ATT'D.	REBOUNDS	ASS'TS	PER. FOULS	TOTAL POINTS	TURNOVERS	MINS. PLAYED
TYRONE MOORE	7	19	1	1	11		2	15		
BETHEL HENDRICKS	6	17	0	0	11		4	12		
JOHN TINSLEY	12	22	4	7	16		4	[illegible]		
DOUG RAGLAND	5	16	2	2	10		1	12		
CLARENCE JACKSON	2	7	0	1	5		3	4		
WAYNE MCKINNEY	2	3	0	0	3		1	4		
EMANUEL BALLENGER	0	1	0	0	0		0	0		
BRIAN HARVEY	1	1	0	0	0		0	2		
CLIFFORD SMITH	0	0	0	0	0		0	0		
TOTALS	35	86	7	11	56		15	77		

PERCENTAGES: FGs: 1st H. 35.6% 2nd H. Game 40.7% Shots Missed 55
FTs: 1st H. 50.0% 2nd H. Game 63.6% Team Rebounds 1

COLUMBIA CENTRAL	FIELD GOALS MADE	FIELD GOALS ATT'D.	FREE THROWS MADE	FREE THROWS ATT'D.	REBOUNDS	ASS'TS	PER. FOULS	TOTAL POINTS	TURNOVERS	MINS. PLAYED
DANNY BURT	0	5	1	3	2		0	1		
LEE FOWLER	6	16	1	3	12		4	13		
JAMES KELLY	4	13	2	2	3		2	10		
EDDIE HICKMAN	0	2	0	1	2		1	0		
BRUCE GLADDEN	2	10	3	4	9		1	7		
RALPH BERLIN	3	6	2	4	6		0	8		
JOHNNY MASSEY	3	6	0	1	2		1	6		
STEVE CLAIBORNE	1	3	0	0	0		0	2		
RICKY MILLER	2	4	2	3	1		0	6		
JIMMY MINATRA	0	0	0	0	0		1	0		
TOTALS	24	65	11	21	37		10	53		

PERCENTAGES: FGs: 1st H. 31.3% 2nd H. Game 32.3% Shots Missed 54
FTs: 1st H. 28.6% 2nd H. Game 52.4% Team Rebounds 3

OFFICIALS McDANIEL & SMALLEN
CROWD
DATE MARCH 12, 1969

SCORE BY PERIODS	1	2	3	4	EP	NP	O
AUSTIN	21	14	19	23			77
COLUMBIA	11	11	11	20			53

13

OFFICIAL BOXSCORE BASKETBALL GAME

AUSTIN-EAST	FIELD GOALS MADE	FIELD GOALS ATT'D.	FREE THROWS MADE	FREE THROWS ATT'D.	REBOUNDS	ASSTS	PER. FOULS	TOTAL POINTS	TURN-OVERS	MINS. PLAYED
CLARENCE Jackson	6	11	3	4	2		1	15		
DOUG RAGLAND	7	16	5	5	6		3	19		
BETHEL HENDRICKS	4	17	0	3	10		3	8		
TYRONE MOORE	6	14	5	6	5		0	17		
JOHN TINSLEY	4	13	3	4	12		5	11		
WAYNE McKINNEY	1	4	0	0	4		0	2		
EMANUEL BALLINGER	0	3	0	0	3		0	0		
CLIFFORD SMITH	0	2	2	2	1		0	2		
TOTALS	28	80	16	24	48		13	72		

PERCENTAGES: FGs: 1st H. 42.9% 2nd H. Game 35.0% Shots Missed 60

FTs: 1st H. 83.3% 2nd H. Game 66.7% Team Rebounds 1

MERRY	FIELD GOALS MADE	FIELD GOALS ATT'D.	FREE THROWS MADE	FREE THROWS ATT'D.	REBOUNDS	ASSTS	PER. FOULS	TOTAL POINTS	TURN-OVERS	MINS. PLAYED
MANLEY FOLLEN	6	9	3	5	12		5	15		
JAMES EPPERSON	6	10	2	2	2		4	14		
EDWARD JONES	13	20	2	5	21		2	32		
BRUCE WILLIS	9	17	1	1	6		2	19		
WINSON CRUTHERS	2	11	0	5	4		1	6		
NATHANIEL BAXTER	2	4	1	3	2		3	5		
LOUIS CUNINGHAM	0	0	0	0	1		1	0		
TOTALS	35	71	11	21	48		15	81		

PERCENTAGES: FGs: 1st H. 50.0 2nd H. Game 49.3% Shots Missed 46

FTs: 1st H. 66.7 2nd H. Game 52.9% Team Rebounds 2

OFFICIALS Smalling & Hodges

CROWD

DATE

SCORE BY PERIODS	1	2	3	4	EP	EP	G
Austin East	18	29	13	15			72
Merry	20	20	18	23			81