Lipscomb Academy
Girls' Basketball
Nashville, TN

POSTSEASON HISTORY REPORT

GENERATED APRIL 25, 2024

Summary

Championship Record: 11-12
Appearances (13): 2022, 2011, 2007, 2005, 2001, 1997, 1996, 1987, 1986, 1985, 1983, 1980, 1979
Finals Appearances/Runners-up (3): 1979, 1986, 2022
Championships (1): 1986

Finals Appearances

Year	Class	Award	Detail
1979	Class A	Team Runner-Up	(29-8)
1986	Class AA	Team Champions	(32-3)
2022	Division II AA	Team Runner-Up	(22-12)

Awards

Year	Award	Name	Class
1986	Miss Basketball	Amy Fuller	Class AA
1986	Most Valuable Player	Amy Fuller	Class AA
1987	Miss Basketball	Amy Fuller	Class AA

2022 Division II Class AA State Girls' Basketball Tournament

March 3 - March 5, 2022 · TN Tech University - Hooper Eblen Center

Ensworth (24-4) 65

Game 1
Thu. Mar. 3 12:00 PM
TN Tech Univ.

Knoxville Catholic (22-9) 43

Lipscomb Academy (21-11) 47

Game 2
Thu. Mar. 3 1:30 PM
TN Tech Univ.

Knoxville Webb (19-12) 37

Ensworth 70

Game 3
Sat. Mar. 5 11:00 AM
TN Tech Univ.

Lipscomb Academy 46

Ensworth

STATE CHAMPION

Official Basketball Box Score -- Game Totals -- Final Statistics
Knoxville Webb vs Lipscomb Academy
03/03/22 1:30 p.m. at Cookeville, Tenn. (Hooper Ebelen Center)

Knoxville Webb 37 • 19-12

##	Player		Total FG-FGA	3-Ptr FG-FGA	FT-FTA	Rebounds Off	Def	Tot	PF	TP	A	TO	Blk	Stl	Min
02	Berry, Shae	*	3-12	1-5	0-0	0	4	4	5	7	3	2	0	3	26
04	Ladd, Madelyn	*	1-13	0-2	3-4	3	7	10	2	5	2	3	0	1	31
11	Hirsh, Lily	*	1-3	1-2	0-0	0	1	1	3	3	0	1	0	0	18
15	Knowles, Sheelove	*	2-8	0-1	0-0	3	2	5	4	4	0	0	0	1	32
24	Green, Meeyah	*	8-14	2-4	0-0	4	3	7	1	18	1	1	0	0	31
03	Overton, Katelyn		0-1	0-0	0-0	0	0	0	2	0	0	1	0	0	10
05	Mixon, Maliyah		0-0	0-0	0-0	0	0	0	0	0	1	0	0	0	0+
12	Bush, Brooklyn		0-1	0-0	0-0	0	0	0	0	0	0	0	0	0	12
	Team					2	0	2							
	Totals		15-52	4-14	3-4	12	17	29	17	37	7	8	0	5	160

	1st		2nd		3rd		4th		Game		Deadball Rebounds
FG %:	4-16	25.0%	3-12	25.0%	4-13	30.8%	4-11	36.4%	15-52	28.8%	1,1
3FG %:	2-5	40.0%	0-3	0.0%	0-2	0.0%	2-4	50.0%	4-14	28.6%	
FT %:	0-0	0.0%	2-2	100.0%	0-0	0.0%	1-2	50.0%	3-4	75.0%	

Lipscomb Academy 47 • 21-11

##	Player		Total FG-FGA	3-Ptr FG-FGA	FT-FTA	Rebounds Off	Def	Tot	PF	TP	A	TO	Blk	Stl	Min
03	Thompson, Ella Grace	*	2-7	0-0	8-12	0	6	6	1	12	0	4	0	2	26
12	Shepard, Bella	*	1-9	0-4	5-5	1	3	4	0	7	2	0	0	0	20
20	Merritt, Mallye	*	5-5	0-0	1-2	0	0	0	1	11	1	2	0	0	31
23	Grogan, Kate	*	1-5	0-2	3-4	2	2	4	0	5	1	3	0	0	21
32	Smith, Abby	*	3-5	0-0	2-2	1	8	9	1	8	0	0	0	1	29
05	Duke, Macy		0-1	0-1	2-2	0	2	2	0	2	0	1	0	0	9
15	Cohen, Leah		1-2	0-1	0-0	1	1	2	0	2	1	0	0	0	8
24	Carman, Lilly		0-0	0-0	0-0	0	0	0	1	0	1	0	0	0	5
33	Lowe, Sara		0-1	0-0	0-0	2	3	5	1	0	1	0	4	0	11
	Team					1	0	1							
	Totals		13-35	0-8	21-27	8	25	33	5	47	7	10	4	3	160

	1st		2nd		3rd		4th		Game		Deadball Rebounds
FG %:	2-8	25.0%	4-11	36.4%	4-10	40.0%	3-6	50.0%	13-35	37.1%	2
3FG %:	0-2	0.0%	0-3	0.0%	0-1	0.0%	0-2	0.0%	0-8	0.0%	
FT %:	2-4	50.0%	4-4	100.0%	5-5	100.0%	10-14	71.4%	21-27	77.8%	

Officials:
Technical fouls: Knoxville Webb-None. Lipscomb Academy-None.
Attendance:
2022 TSSAA Division II Class AA Girls State Tournament
Semifinals

Score by periods	1st	2nd	3rd	4th	Total
Knoxville Webb	10	8	8	11	37
Lipscomb Academy	6	12	13	16	47

Points	In Paint	Off T/O	2nd Chance	Fast Break	Bench
KWEBB	16	5	8	2	0
LIPSCOM	20	7	10	4	4

Last FG - KWEBB 4th-00:10, LIPSCOMB 4th-01:29.
Largest lead - KWEBB by 8 1st-05:19, LIPSCOMB by 13 4th-00:19.
KWEBB led for 12:32. LIPSCOMB led for 13:22. Game was tied for 06:06.

Score tied - 7 times.
Lead changed - 3 times.

Knoxville Webb vs Lipscomb Academy
03/03/22 1:30 p.m. at Cookeville, Tenn. (Hooper Ebelen Center)
1st PERIOD Play-by-Play (Page 1)

HOME TEAM: Lipscomb Academy	Time	Score	Margin	VISITORS: Knoxville Webb
	07:45	0-3	V 3	GOOD! 3 PTR by Hirsh, Lily
	07:40			ASSIST by Green, Meeyah
GOOD! JUMPER by Shepard, Bella	07:23	2-3	V 1	
	07:03	2-5	V 3	GOOD! LAYUP by Ladd, Madelyn [PNT]
MISSED LAYUP by Thompson, Ella Grace	06:52			REBOUND (DEF) by Green, Meeyah
REBOUND (DEF) by Shepard, Bella	06:42			MISSED LAYUP by Ladd, Madelyn
TURNOVR by Thompson, Ella Grace	06:35			
REBOUND (DEF) by Shepard, Bella	06:16			MISSED 3 PTR by Green, Meeyah
TURNOVR by Thompson, Ella Grace	06:06			
FOUL by Thompson, Ella Grace (P1T1)	06:06			
	05:47	2-8	V 6	GOOD! 3 PTR by Berry, Shae
	05:47			ASSIST by Ladd, Madelyn
MISSED LAYUP by Thompson, Ella Grace	05:26			REBOUND (DEF) by Berry, Shae
	05:19	2-10	V 8	GOOD! LAYUP by Knowles, Sheelove [PNT]
	05:19			ASSIST by Berry, Shae
TIMEOUT 30sec	05:16			
MISSED LAYUP by Smith, Abby	04:58			REBOUND (DEF) by Ladd, Madelyn
REBOUND (DEF) by Smith, Abby	04:47			MISSED JUMPER by Hirsh, Lily
MISSED 3 PTR by Shepard, Bella	04:35			REBOUND (DEF) by Berry, Shae
REBOUND (DEF) by Shepard, Bella	04:19			MISSED JUMPER by Berry, Shae
TURNOVR by Merritt, Mallye	03:57			
	03:56			STEAL by Berry, Shae
	03:18			MISSED JUMPER by Ladd, Madelyn
	03:18			REBOUND (OFF) by Knowles, Sheelove
REBOUND (DEF) by Smith, Abby	03:14			MISSED LAYUP by Knowles, Sheelove
MISSED 3 PTR by Shepard, Bella	03:07			REBOUND (DEF) by Ladd, Madelyn
REBOUND (DEF) by Smith, Abby	02:58			MISSED 3 PTR by Hirsh, Lily
MISSED LAYUP by Shepard, Bella	02:50			
REBOUND (OFF) by Grogan, Kate	02:50			
TURNOVR by Grogan, Kate	02:46			
	02:45			STEAL by Ladd, Madelyn
REBOUND (DEF) by Grogan, Kate	02:25			MISSED 3 PTR by Berry, Shae
GOOD! FT SHOT by Thompson, Ella Grace	02:16	3-10	V 7	FOUL by Hirsh, Lily (P1T1)
MISSED FT SHOT by Thompson, Ella Grace	02:16			
REBOUND (OFF) by Smith, Abby	02:16			
SUB IN : Lowe, Sara	02:16			SUB IN : Bush, Brooklyn
SUB IN : Duke, Macy	02:16			SUB IN : Overton, Katelyn
SUB OUT: Grogan, Kate	02:16			SUB OUT: Hirsh, Lily
SUB OUT: Shepard, Bella	02:16			SUB OUT: Ladd, Madelyn
GOOD! LAYUP by Smith, Abby [PNT]	02:14	5-10	V 5	
REBOUND (DEF) by Thompson, Ella Grace	01:46			MISSED LAYUP by Berry, Shae
TURNOVR by Duke, Macy	01:36			
	01:33			STEAL by Berry, Shae
REBOUND (DEF) by Thompson, Ella Grace	01:08			MISSED LAYUP by Bush, Brooklyn
GOOD! FT SHOT by Thompson, Ella Grace	01:06	6-10	V 4	FOUL by Berry, Shae (P1T2)
MISSED FT SHOT by Thompson, Ella Grace	01:06			REBOUND (DEF) by Knowles, Sheelove
SUB IN : Carman, Lilly	01:06			SUB IN : Ladd, Madelyn
SUB OUT: Smith, Abby	01:06			SUB OUT: Green, Meeyah
	00:04			MISSED JUMPER by Knowles, Sheelove
	00:04			REBOUND (OFF) by Ladd, Madelyn
REBOUND (DEF) by Thompson, Ella Grace	00:01			MISSED LAYUP by Ladd, Madelyn

Knoxville Webb 10, Lipscomb Academy 6

1st period-only	In Paint	Off T/O	2nd Chance	Fast Break	Bench	
Knoxville Webb	4	3	0	0	0	Score tied - 0 times.
Lipscomb Academy	2	0	2	0	0	Lead changed - 0 times.

Knoxville Webb vs Lipscomb Academy
03/03/22 1:30 p.m. at Cookeville, Tenn. (Hooper Ebelen Center)
2nd PERIOD Play-by-Play (Page 1)

HOME TEAM: Lipscomb Academy	Time	Score	Margin	VISITORS: Knoxville Webb
SUB IN : Carman, Lilly	08:00			SUB IN : Bush, Brooklyn
SUB IN : Lowe, Sara	08:00			SUB OUT: Berry, Shae
SUB IN : Duke, Macy	08:00			
SUB OUT: Smith, Abby	08:00			
SUB OUT: Grogan, Kate	08:00			
SUB OUT: Shepard, Bella	08:00			
GOOD! JUMPER by Thompson, Ella Grace [P	07:48	8-10	V 2	
ASSIST by Carman, Lilly	07:44			
REBOUND (DEF) by Thompson, Ella Grace	07:20			MISSED JUMPER by Ladd, Madelyn
GOOD! FT SHOT by Thompson, Ella Grace	07:10	9-10	V 1	FOUL by Hirsh, Lily (P2T3)
GOOD! FT SHOT by Thompson, Ella Grace	07:10	10-10	T 1	
SUB IN : Smith, Abby	07:10			
SUB IN : Cohen, Leah	07:10			
SUB IN : Grogan, Kate	07:10			
SUB OUT: Merritt, Mallye	07:10			
SUB OUT: Carman, Lilly	07:10			
SUB OUT: Lowe, Sara	07:10			
REBOUND (DEF) by Duke, Macy	06:47			MISSED JUMPER by Ladd, Madelyn
SUB IN : Merritt, Mallye	06:43			
SUB IN : Shepard, Bella	06:43			
SUB OUT: Thompson, Ella Grace	06:43			
SUB OUT: Duke, Macy	06:43			
MISSED JUMPER by Shepard, Bella	06:34			REBOUND (DEF) by Ladd, Madelyn
	06:22			TURNOVR by Ladd, Madelyn
MISSED 3 PTR by Grogan, Kate	06:10			
REBOUND (OFF) by Cohen, Leah	06:10			
GOOD! FT SHOT by Shepard, Bella	05:58	11-10	H 1	FOUL by Knowles, Sheelove (P1T4)
GOOD! FT SHOT by Shepard, Bella	05:58	12-10	H 2	
	05:50	12-12	T 2	GOOD! JUMPER by Green, Meeyah
GOOD! JUMPER by Cohen, Leah	05:39	14-12	H 2	
ASSIST by Shepard, Bella	05:39			
REBOUND (DEF) by Grogan, Kate	05:21			MISSED 3 PTR by Berry, Shae
MISSED 3 PTR by Shepard, Bella	05:03			REBOUND (DEF) by Ladd, Madelyn
	04:54			TURNOVR by Green, Meeyah
STEAL by Smith, Abby	04:53			
MISSED LAYUP by Shepard, Bella	04:41			REBOUND (DEF) by Hirsh, Lily
	04:33			MISSED LAYUP by Knowles, Sheelove
	04:33			REBOUND (OFF) by Knowles, Sheelove
	04:24	14-14	T 3	GOOD! LAYUP by Green, Meeyah [PNT]
	04:24			ASSIST by Berry, Shae
GOOD! LAYUP by Merritt, Mallye [PNT]	04:12	16-14	H 2	
ASSIST by Cohen, Leah	04:12			
	03:57			MISSED LAYUP by Green, Meeyah
	03:57			REBOUND (OFF) by Green, Meeyah
	03:52	16-16	T 4	GOOD! JUMPER by Berry, Shae [PNT]
	03:48			TIMEOUT 30sec
SUB IN : Lowe, Sara	03:48			SUB IN : Berry, Shae
SUB IN : Thompson, Ella Grace	03:48			SUB IN : Overton, Katelyn
SUB OUT: Grogan, Kate	03:48			SUB OUT: Bush, Brooklyn
SUB OUT: Shepard, Bella	03:48			SUB OUT: Hirsh, Lily
MISSED LAYUP by Lowe, Sara	03:44			REBOUND (DEF) by Knowles, Sheelove
	03:39			MISSED LAYUP by Overton, Katelyn
	03:39			REBOUND (OFF) by (TEAM)
	03:17			MISSED 3 PTR by Ladd, Madelyn
	03:17			REBOUND (OFF) by Knowles, Sheelove
REBOUND (DEF) by Cohen, Leah	03:08			MISSED 3 PTR by Green, Meeyah
MISSED 3 PTR by Cohen, Leah	02:44			REBOUND (DEF) by Green, Meeyah
	02:22			MISSED JUMPER by Ladd, Madelyn
REBOUND (DEF) by Lowe, Sara	02:13			
GOOD! LAYUP by Smith, Abby [PNT]	02:08	18-16	H 2	

Knoxville Webb vs Lipscomb Academy
03/03/22 1:30 p.m. at Cookeville, Tenn. (Hooper Ebelen Center)
2nd PERIOD Play-by-Play (Page 2)

HOME TEAM: Lipscomb Academy	Time	Score	Margin	VISITORS: Knoxville Webb
ASSIST by Merritt, Mallye	02:08			
	01:35			TURNOVR by Overton, Katelyn
	01:35			FOUL by Overton, Katelyn (P1T5)
SUB IN : Carman, Lilly	01:35			
SUB IN : Duke, Macy	01:35			
SUB OUT: Cohen, Leah	01:35			
SUB OUT: Lowe, Sara	01:35			
	01:22			FOUL by Berry, Shae (P2T6)
TURNOVR by Merritt, Mallye	00:37			
	00:36			STEAL by Berry, Shae
FOUL by Carman, Lilly (P1T2)	00:36			
	00:36			SUB IN : Hirsh, Lily
	00:36			SUB OUT: Overton, Katelyn
FOUL by Merritt, Mallye (P1T3)	00:23	18-17	H 1	GOOD! FT SHOT by Ladd, Madelyn
	00:23	18-18	T 5	GOOD! FT SHOT by Ladd, Madelyn
	00:23			SUB IN : Overton, Katelyn
	00:23			SUB IN : Bush, Brooklyn
	00:23			SUB OUT: Berry, Shae
	00:23			SUB OUT: Hirsh, Lily
MISSED JUMPER by Thompson, Ella Grace	00:01			REBOUND (DEF) by Ladd, Madelyn

Lipscomb Academy 18, Knoxville Webb 18

2nd period-only	In Paint	Off T/O	2nd Chance	Fast Break	Bench	
Knoxville Webb	4	2	4	0	0	Score tied - 5 times.
Lipscomb Academy	6	2	2	0	2	Lead changed - 1 time.

Knoxville Webb vs Lipscomb Academy
03/03/22 1:30 p.m. at Cookeville, Tenn. (Hooper Ebelen Center)
3rd PERIOD Play-by-Play (Page 1)

HOME TEAM: Lipscomb Academy	Time	Score	Margin	VISITORS: Knoxville Webb
	07:38			TURNOVR by Berry, Shae
STEAL by Thompson, Ella Grace	07:34			
MISSED LAYUP by Smith, Abby	07:17			REBOUND (DEF) by Ladd, Madelyn
	06:42			MISSED LAYUP by Ladd, Madelyn
	06:42			REBOUND (OFF) by Green, Meeyah
	06:38	18-20	V 2	GOOD! LAYUP by Green, Meeyah [PNT]
TURNOVR by Grogan, Kate	05:55			
	05:34			TURNOVR by Hirsh, Lily
STEAL by Thompson, Ella Grace	05:31			
GOOD! LAYUP by Smith, Abby [FB/PNT]	05:26	20-20	T 6	
	05:20			MISSED 3 PTR by Berry, Shae
	05:20			REBOUND (OFF) by Green, Meeyah
	05:16	20-22	V 2	GOOD! LAYUP by Green, Meeyah [PNT]
MISSED LAYUP by Thompson, Ella Grace	05:08			REBOUND (DEF) by Green, Meeyah
	05:02	20-24	V 4	GOOD! JUMPER by Green, Meeyah [FB]
GOOD! FT SHOT by Smith, Abby	04:35	21-24	V 3	FOUL by Ladd, Madelyn (P1T1)
GOOD! FT SHOT by Smith, Abby	04:35	22-24	V 2	
	04:12	22-26	V 4	GOOD! LAYUP by Green, Meeyah [PNT]
	04:12			ASSIST by Berry, Shae
MISSED JUMPER by Grogan, Kate	03:48			
REBOUND (OFF) by Grogan, Kate	03:48			
GOOD! LAYUP by Grogan, Kate [PNT]	03:45	24-26	V 2	
REBOUND (DEF) by Smith, Abby	03:09			MISSED 3 PTR by Berry, Shae
TURNOVR by Grogan, Kate	03:02			
SUB IN : Cohen, Leah	03:02			
SUB OUT: Thompson, Ella Grace	03:02			
REBOUND (DEF) by Smith, Abby	02:41			MISSED JUMPER by Berry, Shae
MISSED JUMPER by Grogan, Kate	02:35			
REBOUND (OFF) by Shepard, Bella	02:35			
GOOD! LAYUP by Merritt, Mallye [PNT]	02:31	26-26	T 7	
SUB IN : Lowe, Sara	02:24			
SUB OUT: Grogan, Kate	02:24			
BLOCK by Lowe, Sara	02:09			MISSED LAYUP by Knowles, Sheelove
	02:05			REBOUND (OFF) by Ladd, Madelyn
	02:05			TURNOVR by Ladd, Madelyn
GOOD! FT SHOT by Shepard, Bella	01:54	27-26	H 1	FOUL by Hirsh, Lily (P3T2)
GOOD! FT SHOT by Shepard, Bella	01:54	28-26	H 2	
GOOD! FT SHOT by Shepard, Bella	01:54	29-26	H 3	
SUB IN : Duke, Macy	01:54			SUB IN : Overton, Katelyn
SUB OUT: Shepard, Bella	01:54			SUB OUT: Hirsh, Lily
	01:41			MISSED JUMPER by Green, Meeyah
	01:41			REBOUND (OFF) by Green, Meeyah
BLOCK by Lowe, Sara	01:10			MISSED JUMPER by Ladd, Madelyn
	01:08			REBOUND (OFF) by (TEAM)
SUB IN : Thompson, Ella Grace	01:08			
SUB OUT: Cohen, Leah	01:08			
REBOUND (DEF) by Lowe, Sara	01:02			MISSED LAYUP by Ladd, Madelyn
MISSED LAYUP by Thompson, Ella Grace	00:54			REBOUND (DEF) by Berry, Shae
FOUL by Smith, Abby (P1T1)	00:52			
REBOUND (DEF) by Smith, Abby	00:29			MISSED JUMPER by Green, Meeyah
GOOD! LAYUP by Merritt, Mallye [FB/PNT]	00:21	31-26	H 5	
	00:08			TURNOVR by Berry, Shae
MISSED 3 PTR by Duke, Macy	00:02			REBOUND (DEF) by (DEADBALL)

Lipscomb Academy 31, Knoxville Webb 26

3rd period-only	In Paint	Off T/O	2nd Chance	Fast Break	Bench	
Knoxville Webb	6	0	4	2	0	Score tied - 2 times.
Lipscomb Academy	8	5	4	4	0	Lead changed - 2 times.

Knoxville Webb vs Lipscomb Academy
03/03/22 1:30 p.m. at Cookeville, Tenn. (Hooper Ebelen Center)
4th PERIOD Play-by-Play (Page 1)

HOME TEAM: Lipscomb Academy	Time	Score	Margin	VISITORS: Knoxville Webb
SUB IN : Duke, Macy	08:00			SUB IN : Overton, Katelyn
SUB IN : Lowe, Sara	08:00			SUB OUT: Hirsh, Lily
SUB OUT: Grogan, Kate	08:00			
SUB OUT: Shepard, Bella	08:00			
TURNOVR by Thompson, Ella Grace	07:45			
	07:44			STEAL by Knowles, Sheelove
BLOCK by Lowe, Sara	07:32			MISSED LAYUP by Knowles, Sheelove
REBOUND (DEF) by Lowe, Sara	07:31			
MISSED FT SHOT by Thompson, Ella Grace	07:13			FOUL by Overton, Katelyn (P2T3)
REBOUND (OFF) by (DEADBALL)	07:13			
MISSED FT SHOT by Thompson, Ella Grace	07:13			REBOUND (DEF) by Berry, Shae
SUB IN : Grogan, Kate	07:13			SUB IN : Hirsh, Lily
SUB IN : Shepard, Bella	07:13			SUB OUT: Overton, Katelyn
SUB IN : Carman, Lilly	07:13			
SUB OUT: Merritt, Mallye	07:13			
SUB OUT: Smith, Abby	07:13			
SUB OUT: Duke, Macy	07:13			
BLOCK by Lowe, Sara	06:58			MISSED JUMPER by Berry, Shae
REBOUND (DEF) by Thompson, Ella Grace	06:53			
MISSED 3 PTR by Shepard, Bella	06:38			
REBOUND (OFF) by (TEAM)	06:38			
MISSED LAYUP by Shepard, Bella	06:16			
REBOUND (OFF) by Lowe, Sara	06:16			
MISSED 3 PTR by Grogan, Kate	06:11			
REBOUND (OFF) by Lowe, Sara	06:11			
GOOD! JUMPER by Thompson, Ella Grace	06:06	33-26	H 7	
ASSIST by Lowe, Sara	06:06			
FOUL by Lowe, Sara (P1T2)	05:54			MISSED FT SHOT by Ladd, Madelyn
	05:54			REBOUND (OFF) by (DEADBALL)
	05:54	33-27	H 6	GOOD! FT SHOT by Ladd, Madelyn
SUB IN : Merritt, Mallye	05:54			SUB IN : Bush, Brooklyn
SUB IN : Smith, Abby	05:54			SUB IN : Overton, Katelyn
SUB OUT: Thompson, Ella Grace	05:54			SUB OUT: Berry, Shae
SUB OUT: Lowe, Sara	05:54			SUB OUT: Hirsh, Lily
GOOD! LAYUP by Merritt, Mallye [PNT]	05:44	35-27	H 8	
ASSIST by Grogan, Kate	05:44			
GOOD! FT SHOT by Merritt, Mallye	05:44	36-27	H 9	FOUL by Knowles, Sheelove (P2T4)
	05:44			SUB IN : Berry, Shae
	05:44			SUB OUT: Overton, Katelyn
	05:30			TIMEOUT 30sec
	05:30	36-29	H 7	GOOD! LAYUP by Knowles, Sheelove [PNT]
MISSED FT SHOT by Grogan, Kate	04:59			FOUL by Ladd, Madelyn (P2T5)
REBOUND (OFF) by (DEADBALL)	04:59			
GOOD! FT SHOT by Grogan, Kate	04:59	37-29	H 8	
TIMEOUT TEAM	04:59			
SUB IN : Thompson, Ella Grace	04:59			
SUB OUT: Carman, Lilly	04:59			
REBOUND (DEF) by Smith, Abby	04:18			MISSED JUMPER by Green, Meeyah
	04:15			FOUL by Berry, Shae (P3T6)
MISSED FT SHOT by Merritt, Mallye	03:58			FOUL by Green, Meeyah (P1T7)
	03:58			REBOUND (DEF) by Ladd, Madelyn
	03:43	37-31	H 6	GOOD! JUMPER by Berry, Shae
GOOD! FT SHOT by Thompson, Ella Grace	03:23	38-31	H 7	FOUL by Knowles, Sheelove (P3T8)
GOOD! FT SHOT by Thompson, Ella Grace	03:23	39-31	H 8	
SUB IN : Lowe, Sara	03:23			
SUB IN : Duke, Macy	03:23			
SUB OUT: Shepard, Bella	03:23			
SUB OUT: Grogan, Kate	03:23			
	03:05			MISSED JUMPER by Ladd, Madelyn
	03:05			REBOUND (OFF) by Ladd, Madelyn

Knoxville Webb vs Lipscomb Academy
03/03/22 1:30 p.m. at Cookeville, Tenn. (Hooper Ebelen Center)
4th PERIOD Play-by-Play (Page 2)

HOME TEAM: Lipscomb Academy	Time	Score	Margin	VISITORS: Knoxville Webb
REBOUND (DEF) by Duke, Macy	02:56			MISSED 3 PTR by Ladd, Madelyn
GOOD! FT SHOT by Duke, Macy	02:52	40-31	H 9	FOUL by Berry, Shae (P4T9)
GOOD! FT SHOT by Duke, Macy	02:52	41-31	H 10	
	02:52			SUB IN : Hirsh, Lily
	02:52			SUB OUT: Berry, Shae
	02:41			SUB IN : Berry, Shae
	02:41			SUB OUT: Hirsh, Lily
	02:26	41-34	H 7	GOOD! 3 PTR by Green, Meeyah
	02:26			ASSIST by Ladd, Madelyn
	02:23			TIMEOUT TEAM
TIMEOUT 30sec	01:46			
SUB IN : Grogan, Kate	01:46			
SUB IN : Shepard, Bella	01:46			
SUB OUT: Lowe, Sara	01:46			
SUB OUT: Duke, Macy	01:46			
GOOD! LAYUP by Merritt, Mallye [PNT]	01:29	43-34	H 9	
ASSIST by Shepard, Bella	01:29			
	01:15			TURNOVR by Ladd, Madelyn
	01:09			SUB IN : Hirsh, Lily
	01:09			SUB OUT: Bush, Brooklyn
TURNOVR by Thompson, Ella Grace	01:08			
REBOUND (DEF) by Smith, Abby	00:55			MISSED JUMPER by Berry, Shae
GOOD! FT SHOT by Thompson, Ella Grace	00:50	44-34	H 10	FOUL by Berry, Shae (P5T10)
GOOD! FT SHOT by Thompson, Ella Grace	00:50	45-34	H 11	
TIMEOUT TEAM	00:50			
	00:50			SUB IN : Overton, Katelyn
	00:50			SUB OUT: Berry, Shae
REBOUND (DEF) by Thompson, Ella Grace	00:40			MISSED 3 PTR by Knowles, Sheelove
GOOD! FT SHOT by Grogan, Kate	00:19	46-34	H 12	FOUL by Knowles, Sheelove (P4T11)
GOOD! FT SHOT by Grogan, Kate	00:19	47-34	H 13	
	00:19			SUB IN : Mixon, Maliyah
	00:19			SUB IN : Bush, Brooklyn
	00:19			SUB OUT: Hirsh, Lily
	00:19			SUB OUT: Knowles, Sheelove
	00:10	47-37	H 10	GOOD! 3 PTR by Green, Meeyah
	00:10			ASSIST by Mixon, Maliyah

Lipscomb Academy 47, Knoxville Webb 37

4th period-only	In Paint	Off T/O	2nd Chance	Fast Break	Bench	
Knoxville Webb	2	0	0	0	0	Score tied - 0 times.
Lipscomb Academy	4	0	2	0	2	Lead changed - 0 times.

Official Basketball Box Score -- 1st Period-Only
Knoxville Webb vs Lipscomb Academy
03/03/22 1:30 p.m. at Cookeville, Tenn. (Hooper Ebelen Center)

Knoxville Webb 10 • 19-12

			Total	3-Ptr		Rebounds									
##	Player		FG-FGA	FG-FGA	FT-FTA	Off	Def	Tot	PF	TP	A	TO	Blk	Stl	Min
02	Berry, Shae	*	1-4	1-2	0-0	0	2	2	1	3	1	0	0	2	8
04	Ladd, Madelyn	*	1-4	0-0	0-0	1	2	3	0	2	1	0	0	1	6
11	Hirsh, Lily	*	1-3	1-2	0-0	0	0	0	1	3	0	0	0	0	5
15	Knowles, Sheelove	*	1-3	0-0	0-0	1	1	2	0	2	0	0	0	0	8
24	Green, Meeyah	*	0-1	0-1	0-0	0	1	1	0	0	1	0	0	0	6
03	Overton, Katelyn		0-0	0-0	0-0	0	0	0	0	0	0	0	0	0	2
12	Bush, Brooklyn		0-1	0-0	0-0	0	0	0	0	0	0	0	0	0	2
	Team					0	0	0							
	Totals		4-16	2-5	0-0	2	6	8	2	10	3	0	0	3	-

FG %: 4-16 25.0%
3FG %: 2-5 40.0%
FT %: 0-0 0.0%

Deadball Rebounds
0

Lipscomb Academy 6 • 21-11

			Total	3-Ptr		Rebounds									
##	Player		FG-FGA	FG-FGA	FT-FTA	Off	Def	Tot	PF	TP	A	TO	Blk	Stl	Min
03	Thompson, Ella Grace	*	0-2	0-0	2-4	0	3	3	1	2	0	2	0	0	8
12	Shepard, Bella	*	1-4	0-2	0-0	0	3	3	0	2	0	0	0	0	5
20	Merritt, Mallye	*	0-0	0-0	0-0	0	0	0	0	0	0	1	0	0	8
23	Grogan, Kate	*	0-0	0-0	0-0	1	1	2	0	0	0	1	0	0	5
32	Smith, Abby	*	1-2	0-0	0-0	1	3	4	0	2	0	0	0	0	6
05	Duke, Macy		0-0	0-0	0-0	0	0	0	0	0	0	1	0	0	2
24	Carman, Lilly		0-0	0-0	0-0	0	0	0	0	0	0	0	0	0	1
33	Lowe, Sara		0-0	0-0	0-0	0	0	0	0	0	0	0	0	0	2
	Team					0	0	0							
	Totals		2-8	0-2	2-4	2	10	12	1	6	0	5	0	0	-

FG %: 2-8 25.0%
3FG %: 0-2 0.0%
FT %: 2-4 50.0%

Deadball Rebounds
0

Officials:
Technical fouls: Knoxville Webb-None. Lipscomb Academy-None.
Attendance:
2022 TSSAA Division II Class AA Girls State Tournament
Semifinals

Score by periods	1st	2nd	3rd	4th	Total
Knoxville Webb	10	0	0	0	10
Lipscomb Academy	6	0	0	0	6

Points	In Paint	Off T/O	2nd Chance	Fast Break	Bench
KWEBB	4	3	0	0	0
LIPSCOM	2	0	2	0	0

Last FG - KWEBB 1st-05:19, LIPSCOMB 1st-02:14.
Largest lead - KWEBB by 8 1st-05:19, LIPSCOMB None.
KWEBB led for 31:45. LIPSCOMB led for 00:00. Game was tied for -7:-45.

Score tied - 0 times.
Lead changed - 0 times.

Official Basketball Box Score -- 2nd Period-Only
Knoxville Webb vs Lipscomb Academy
03/03/22 1:30 p.m. at Cookeville, Tenn. (Hooper Ebelen Center)

Knoxville Webb 8 • 19-12

##	Player		Total FG-FGA	3-Ptr FG-FGA	FT-FTA	Rebounds Off	Def	Tot	PF	TP	A	TO	Blk	Stl	Min
02	Berry, Shae	*	1-2	0-1	0-0	0	0	0	1	2	1	0	0	1	3
04	Ladd, Madelyn	*	0-4	0-1	2-2	0	3	3	0	2	0	1	0	0	8
11	Hirsh, Lily	*	0-0	0-0	0-0	0	1	1	1	0	0	0	0	0	4
15	Knowles, Sheelove	*	0-1	0-0	0-0	2	1	3	1	0	0	0	0	0	8
24	Green, Meeyah	*	2-4	0-1	0-0	1	1	2	0	4	0	1	0	0	8
03	Overton, Katelyn		0-1	0-0	0-0	0	0	0	1	0	0	1	0	0	3
12	Bush, Brooklyn		0-0	0-0	0-0	0	0	0	0	0	0	0	0	0	4
	Team					1	0	1							
	Totals		3-12	0-3	2-2	4	6	10	4	8	1	3	0	1	-

FG %: 3-12 25.0%
3FG %: 0-3 0.0%
FT %: 2-2 100.0

Deadball Rebounds
0

Lipscomb Academy 12 • 21-11

##	Player		Total FG-FGA	3-Ptr FG-FGA	FT-FTA	Rebounds Off	Def	Tot	PF	TP	A	TO	Blk	Stl	Min
03	Thompson, Ella Grace	*	1-2	0-0	2-2	0	1	1	0	4	0	0	0	0	5
12	Shepard, Bella	*	0-3	0-1	2-2	0	0	0	0	2	1	0	0	0	2
20	Merritt, Mallye	*	1-1	0-0	0-0	0	0	0	1	2	1	1	0	0	7
23	Grogan, Kate	*	0-1	0-1	0-0	0	1	1	0	0	0	0	0	0	3
32	Smith, Abby	*	1-1	0-0	0-0	0	0	0	0	2	0	0	0	1	7
05	Duke, Macy		0-0	0-0	0-0	0	1	1	0	0	0	0	0	0	2
15	Cohen, Leah		1-2	0-1	0-0	1	1	2	0	2	1	0	0	0	5
24	Carman, Lilly		0-0	0-0	0-0	0	0	0	1	0	1	0	0	0	2
33	Lowe, Sara		0-1	0-0	0-0	0	1	1	0	0	0	0	0	0	3
	Team					0	0	0							
	Totals		4-11	0-3	4-4	1	5	6	2	12	4	1	0	1	-

FG %: 4-11 36.4%
3FG %: 0-3 0.0%
FT %: 4-4 100.0

Deadball Rebounds
0

Officials:
Technical fouls: Knoxville Webb-None. Lipscomb Academy-None.
Attendance:
2022 TSSAA Division II Class AA Girls State Tournament
Semifinals

Score by periods	1st	2nd	3rd	4th	Total
Knoxville Webb	0	8	0	0	8
Lipscomb Academy	0	12	0	0	12

Points	In Paint	Off T/O	2nd Chance	Fast Break	Bench
KWEBB	4	2	4	0	0
LIPSCOM	6	2	2	0	2

Last FG - KWEBB 2nd-03:52, LIPSCOMB 2nd-02:08.
Largest lead - KWEBB by 8 1st-05:19, LIPSCOMB by 2 2nd-05:58.
KWEBB led for -7:-10. LIPSCOMB led for 03:28. Game was tied for 19:42.

Score tied - 5 times.
Lead changed - 1 time.

Official Basketball Box Score -- 3rd Period-Only
Knoxville Webb vs Lipscomb Academy
03/03/22 1:30 p.m. at Cookeville, Tenn. (Hooper Ebelen Center)

Knoxville Webb 8 • 19-12

##	Player		Total FG-FGA	3-Ptr FG-FGA	FT-FTA	Rebounds Off	Def	Tot	PF	TP	A	TO	Blk	Stl	Min
02	Berry, Shae	*	0-3	0-2	0-0	0	1	1	0	0	1	2	0	0	8
04	Ladd, Madelyn	*	0-3	0-0	0-0	1	1	2	1	0	0	1	0	0	8
11	Hirsh, Lily	*	0-0	0-0	0-0	0	0	0	1	0	0	1	0	0	6
15	Knowles, Sheelove	*	0-1	0-0	0-0	0	0	0	0	0	0	0	0	0	8
24	Green, Meeyah	*	4-6	0-0	0-0	3	1	4	0	8	0	0	0	0	8
03	Overton, Katelyn		0-0	0-0	0-0	0	0	0	0	0	0	0	0	0	1
	Team					1	1	2							
	Totals		4-13	0-2	0-0	5	4	9	2	8	1	4	0	0	-

FG %: 4-13 30.8%
3FG %: 0-2 0.0%
FT %: 0-0 0.0%

Deadball Rebounds
0,1

Lipscomb Academy 13 • 21-11

##	Player		Total FG-FGA	3-Ptr FG-FGA	FT-FTA	Rebounds Off	Def	Tot	PF	TP	A	TO	Blk	Stl	Min
03	Thompson, Ella Grace	*	0-2	0-0	0-0	0	0	0	0	0	0	0	0	2	6
12	Shepard, Bella	*	0-0	0-0	3-3	1	0	1	0	3	0	0	0	0	6
20	Merritt, Mallye	*	2-2	0-0	0-0	0	0	0	0	4	0	0	0	0	8
23	Grogan, Kate	*	1-3	0-0	0-0	1	0	1	0	2	0	2	0	0	5
32	Smith, Abby	*	1-2	0-0	2-2	0	3	3	1	4	0	0	0	0	8
05	Duke, Macy		0-1	0-1	0-0	0	0	0	0	0	0	0	0	0	1
15	Cohen, Leah		0-0	0-0	0-0	0	0	0	0	0	0	0	0	0	1
33	Lowe, Sara		0-0	0-0	0-0	0	1	1	0	0	0	0	2	0	2
	Team					0	0	0							
	Totals		4-10	0-1	5-5	2	4	6	1	13	0	2	2	2	-

FG %: 4-10 40.0%
3FG %: 0-1 0.0%
FT %: 5-5 100.0

Deadball Rebounds
0

Officials:
Technical fouls: Knoxville Webb-None. Lipscomb Academy-None.
Attendance:
2022 TSSAA Division II Class AA Girls State Tournament
Semifinals

Score by periods	1st	2nd	3rd	4th	Total
Knoxville Webb	0	0	8	0	8
Lipscomb Academy	0	0	13	0	13

Points	In Paint	Off T/O	2nd Chance	Fast Break	Bench
KWEBB	6	0	4	2	0
LIPSCOM	8	5	4	4	0

Last FG - KWEBB 3rd-04:12, LIPSCOMB 3rd-00:21.
Largest lead - KWEBB by 8 1st-05:19, LIPSCOMB by 5 3rd-00:21.
KWEBB led for 03:57. LIPSCOMB led for 09:54. Game was tied for -5:-51.

Score tied - 3 times.
Lead changed - 2 times.

Official Basketball Box Score -- 4th Period-Only
Knoxville Webb vs Lipscomb Academy
03/03/22 1:30 p.m. at Cookeville, Tenn. (Hooper Ebelen Center)

Knoxville Webb 11 • 19-12

##	Player		Total FG-FGA	3-Ptr FG-FGA	FT-FTA	Rebounds Off	Def	Tot	PF	TP	A	TO	Blk	Stl	Min
02	Berry, Shae	*	1-3	0-0	0-0	0	1	1	3	2	0	0	0	0	6
04	Ladd, Madelyn	*	0-2	0-1	1-2	1	1	2	1	1	1	1	0	0	8
11	Hirsh, Lily	*	0-0	0-0	0-0	0	0	0	0	0	0	0	0	0	2
15	Knowles, Sheelove	*	1-3	0-1	0-0	0	0	0	3	2	0	0	0	1	7
24	Green, Meeyah	*	2-3	2-2	0-0	0	0	0	1	6	0	0	0	0	8
03	Overton, Katelyn		0-0	0-0	0-0	0	0	0	1	0	0	0	0	0	1
05	Mixon, Maliyah		0-0	0-0	0-0	0	0	0	0	0	1	0	0	0	0+
12	Bush, Brooklyn		0-0	0-0	0-0	0	0	0	0	0	0	0	0	0	5
	Team					0	0	0							
	Totals		4-11	2-4	1-2	1	2	3	9	11	2	1	0	1	-

FG %: 4-11 36.4%
3FG %: 2-4 50.0%
FT %: 1-2 50.0%

Deadball Rebounds
1

Lipscomb Academy 16 • 21-11

##	Player		Total FG-FGA	3-Ptr FG-FGA	FT-FTA	Rebounds Off	Def	Tot	PF	TP	A	TO	Blk	Stl	Min
03	Thompson, Ella Grace	*	1-1	0-0	4-6	0	2	2	0	6	0	2	0	0	7
12	Shepard, Bella	*	0-2	0-1	0-0	0	0	0	0	0	1	0	0	0	5
20	Merritt, Mallye	*	2-2	0-0	1-2	0	0	0	0	5	0	0	0	0	6
23	Grogan, Kate	*	0-1	0-1	3-4	0	0	0	0	3	1	0	0	0	5
32	Smith, Abby	*	0-0	0-0	0-0	0	2	2	0	0	0	0	0	0	6
05	Duke, Macy		0-0	0-0	2-2	0	1	1	0	2	0	0	0	0	2
24	Carman, Lilly		0-0	0-0	0-0	0	0	0	0	0	0	0	0	0	2
33	Lowe, Sara		0-0	0-0	0-0	2	1	3	1	0	1	0	2	0	3
	Team					1	0	1							
	Totals		3-6	0-2	10-14	3	6	9	1	16	3	2	2	0	-

FG %: 3-6 50.0%
3FG %: 0-2 0.0%
FT %: 10-14 71.4%

Deadball Rebounds
2

Officials:
Technical fouls: Knoxville Webb-None. Lipscomb Academy-None.
Attendance:
2022 TSSAA Division II Class AA Girls State Tournament
Semifinals

Score by periods	1st	2nd	3rd	4th	Total
Knoxville Webb	0	0	0	11	11
Lipscomb Academy	0	0	0	16	16

Points	In Paint	Off T/O	2nd Chance	Fast Break	Bench
KWEBB	2	0	0	0	0
LIPSCOM	4	0	2	0	2

Last FG - KWEBB 4th-00:10, LIPSCOMB 4th-01:29.
Largest lead - KWEBB by 8 1st-05:19, LIPSCOMB by 13 4th-00:19.
KWEBB led for 00:00. LIPSCOMB led for 00:00. Game was tied for 00:00.

Score tied - 0 times.
Lead changed - 0 times.

Play Analysis [Final]
Knoxville Webb vs Lipscomb Academy
03/03/22 1:30 p.m. at Cookeville, Tenn. (Hooper Ebelen Center)

POINTS OFF TURNOVERS	1	2	3	4	Total
Knoxville Webb	3	2	0	0	5
Lipscomb Academy	0	2	5	0	7

POINTS IN PAINT	1	2	3	4	Total
Knoxville Webb	4	4	6	2	16
Lipscomb Academy	2	6	8	4	20

2ND CHANCE POINTS	1	2	3	4	Total
Knoxville Webb	0	4	4	0	8
Lipscomb Academy	2	2	4	2	10

FAST BREAK POINTS	1	2	3	4	Total
Knoxville Webb	0	0	2	0	2
Lipscomb Academy	0	0	4	0	4

BENCH POINTS	1	2	3	4	Total
Knoxville Webb	0	0	0	0	0
Lipscomb Academy	0	2	0	2	4

SCORE TIED BY	1	2	3	4	Total
Knoxville Webb	0	4	0	0	4
Lipscomb Academy	0	1	2	0	3

LEAD GAINED BY	1	2	3	4	Total
Knoxville Webb	0	0	1	0	1
Lipscomb Academy	0	1	1	0	2

Official Basketball Box Score -- Game Totals -- Final Statistics
Lipscomb Academy vs Ensworth
03/05/22 11 am at Cookeville, Tenn. (Hooper Eblen Center)

Lipscomb Academy 46 • 21-12

##	Player		Total FG-FGA	3-Ptr FG-FGA	FT-FTA	Rebounds Off	Def	Tot	PF	TP	A	TO	Blk	Stl	Min
03	Thompson, Ella Grace	*	4-9	0-0	2-5	0	4	4	1	10	2	5	0	1	25
12	Shepard, Bella	*	1-7	1-6	0-0	0	0	0	1	3	2	1	0	0	16
20	Merritt, Mallye	*	4-10	0-0	4-8	1	1	2	1	12	0	0	1	0	25
23	Grogan, Kate	*	2-5	1-2	1-2	2	2	4	1	6	1	2	1	0	17
32	Smith, Abby	*	2-9	0-0	1-1	4	5	9	1	5	1	1	1	0	24
05	Duke, Macy		3-4	2-2	0-0	0	0	0	1	8	0	3	0	0	19
15	Cohen, Leah		1-1	0-0	0-0	0	1	1	0	2	0	0	0	0	9
22	Oller-Newton, S.		0-1	0-1	0-0	0	1	1	0	0	0	0	1	0	1
24	Carman, Lilly		0-0	0-0	0-0	0	2	2	2	0	0	0	0	0	7
25	McQuigg, Tillie		0-1	0-1	0-0	0	0	0	0	0	0	0	0	0	1
30	Merritt, Maddyn		0-2	0-1	0-0	0	0	0	0	0	0	0	0	0	1
33	Lowe, Sara		0-1	0-0	0-0	1	5	6	1	0	0	2	1	0	15
	Team					4	2	6				1			
	Totals		17-50	4-13	8-16	12	23	35	9	46	6	15	5	1	160

	1st		2nd		3rd		4th		Game		Deadball Rebounds
FG %:	3-15	20.0%	4-9	44.4%	5-16	31.3%	5-10	50.0%	17-50	34.0%	
3FG %:	0-2	0.0%	2-3	66.7%	1-4	25.0%	1-4	25.0%	4-13	30.8%	
FT %:	0-2	0.0%	4-7	57.1%	2-3	66.7%	2-4	50.0%	8-16	50.0%	4

Ensworth 70 • 26-4

##	Player		Total FG-FGA	3-Ptr FG-FGA	FT-FTA	Rebounds Off	Def	Tot	PF	TP	A	TO	Blk	Stl	Min
03	Cambridge, Deayonna	*	9-20	3-7	0-0	5	6	11	4	21	5	2	5	4	32
04	Martin, Keili	*	1-8	1-6	1-2	1	0	1	3	4	0	0	0	0	29
05	Woods, Jayda	*	3-10	1-3	1-2	0	5	5	4	8	6	0	0	2	32
22	Cambridge, Jaloni	*	9-16	1-4	0-0	2	5	7	2	19	2	0	1	2	29
33	Collier, Kamil	*	7-10	1-1	1-1	4	6	10	1	16	3	2	5	1	32
11	Burke, Brennan		1-2	0-0	0-0	0	0	0	0	2	0	0	0	0	2
20	Jamison, Noelle		0-1	0-0	0-0	0	0	0	0	0	0	0	0	0	0
24	Brown, Sullivan		0-0	0-0	0-0	0	0	0	0	0	0	0	0	1	4
	Team					3	2	5							
	Totals		30-67	7-21	3-5	15	24	39	14	70	16	4	11	10	160

	1st		2nd		3rd		4th		Game		Deadball Rebounds
FG %:	8-18	44.4%	9-17	52.9%	8-19	42.1%	5-13	38.5%	30-67	44.8%	
3FG %:	2-8	25.0%	2-5	40.0%	2-5	40.0%	1-3	33.3%	7-21	33.3%	
FT %:	1-1	100.0%	0-0	0.0%	0-0	0.0%	2-4	50.0%	3-5	60.0%	2

Officials: John Garrett, Matt Spraker, Matt Queener
Technical fouls: Lipscomb Academy-None. Ensworth-None.
Attendance:
2022 TSSAA Division II Class AA Girls Basketball Championship
All-tournament: Kennedy Cambridge, Ensworth; Abby Smith, Lipscomb Academy;
Kamil Collier, Ensworth; Jaloni Cambridge (MVP), Ensworth;
Ella Grace Thompson, Lipscomb Academy; Jayda Woods, Ensworth

Score by periods	1st	2nd	3rd	4th	Total
Lipscomb Academy	6	14	13	13	46
Ensworth	19	20	18	13	70

Points	In Paint	Off T/O	2nd Chance	Fast Break	Bench
LIPSCOM	29	0	5	5	10
ENSWOR	39	11	14	21	2

Last FG - LIPSCOMB 4th-03:27, ENSWORTH 4th-00:51.
Largest lead - LIPSCOMB None, ENSWORTH by 27 4th-07:47.
LIPSCOMB led for 00:00. ENSWORTH led for 31:46. Game was tied for 00:14.

Score tied - 0 times.
Lead changed - 0 times.

Lipscomb Academy vs Ensworth
03/05/22 11 am at Cookeville, Tenn. (Hooper Eblen Center)
1st PERIOD Play-by-Play (Page 1)

HOME TEAM: Ensworth	Time	Score	Margin	VISITORS: Lipscomb Academy
GOOD! 3 PTR by Collier, Kamil	07:46	3-0	H 3	
ASSIST by Woods, Jayda	07:46			
	07:29			MISSED JUMPER by Grogan, Kate
	07:29			REBOUND (OFF) by Lowe, Sara
REBOUND (DEF) by (TEAM)	07:23			MISSED 3 PTR by Oller-Newton, S.
REBOUND (DEF) by Cambridge, Deayonna	06:56			MISSED LAYUP by Merritt, Mallye
MISSED 3 PTR by Martin, Keili	06:46			
REBOUND (OFF) by Cambridge, Deayonna	06:46			
MISSED 3 PTR by Cambridge, Jaloni	06:36			
REBOUND (OFF) by Cambridge, Deayonna	06:36			
MISSED LAYUP by Woods, Jayda	06:29			BLOCK by Merritt, Mallye
	06:23			REBOUND (DEF) by Grogan, Kate
	06:19	3-2	H 1	GOOD! LAYUP by Merritt, Mallye [FB/PNT]
	06:19			ASSIST by Shepard, Bella
MISSED 3 PTR by Cambridge, Deayonna	05:57			REBOUND (DEF) by Smith, Abby
REBOUND (DEF) by Cambridge, Jaloni	05:38			MISSED LAYUP by Smith, Abby
GOOD! JUMPER by Woods, Jayda	05:25	5-2	H 3	
	05:10			TURNOVR by Thompson, Ella Grace
STEAL by Cambridge, Deayonna	05:09			
GOOD! LAYUP by Cambridge, Jaloni [FB/PN	05:07	7-2	H 5	
ASSIST by Cambridge, Deayonna	05:07			
REBOUND (DEF) by Woods, Jayda	04:54			MISSED 3 PTR by Shepard, Bella
TURNOVR by Cambridge, Deayonna	04:48			
BLOCK by Cambridge, Deayonna	04:46			MISSED LAYUP by Smith, Abby
	04:44			REBOUND (OFF) by (TEAM)
STEAL by Cambridge, Deayonna	04:29			TURNOVR by Thompson, Ella Grace
GOOD! LAYUP by Cambridge, Deayonna [FB	04:29	9-2	H 7	
	04:03			TIMEOUT MEDIA
	03:51	9-4	H 5	GOOD! LAYUP by Merritt, Mallye [PNT]
	03:51			ASSIST by Shepard, Bella
MISSED 3 PTR by Martin, Keili	03:36			
REBOUND (OFF) by Cambridge, Jaloni	03:36			
GOOD! JUMPER by Cambridge, Jaloni [PNT]	03:32	11-4	H 7	
	03:11	11-6	H 5	GOOD! LAYUP by Grogan, Kate [PNT]
MISSED 3 PTR by Woods, Jayda	02:59			REBOUND (DEF) by Thompson, Ella Grace
BLOCK by Cambridge, Deayonna	02:50			MISSED LAYUP by Merritt, Mallye
REBOUND (DEF) by Cambridge, Deayonna	02:46			
MISSED LAYUP by Cambridge, Deayonna	02:43			
REBOUND (OFF) by Collier, Kamil	02:43			
GOOD! LAYUP by Collier, Kamil [PNT]	02:41	13-6	H 7	
GOOD! FT SHOT by Collier, Kamil	02:41	14-6	H 8	FOUL by Smith, Abby (P1T1)
	02:41			SUB IN : Duke, Macy
	02:41			SUB IN : Lowe, Sara
	02:41			SUB OUT: Grogan, Kate
	02:41			SUB OUT: Shepard, Bella
SUB IN : Brown, Sullivan	02:22			
SUB OUT: Martin, Keili	02:22			
REBOUND (DEF) by Cambridge, Deayonna	02:16			MISSED LAYUP by Thompson, Ella Grace
TURNOVR by Cambridge, Deayonna	02:08			
BLOCK by Cambridge, Jaloni	01:53			MISSED LAYUP by Thompson, Ella Grace
	01:52			REBOUND (OFF) by (TEAM)
REBOUND (DEF) by Cambridge, Deayonna	01:48			MISSED LAYUP by Merritt, Mallye
BLOCK by Cambridge, Deayonna	01:42			
STEAL by Cambridge, Deayonna	01:32			TURNOVR by Duke, Macy
FOUL by Woods, Jayda (P1T1)	01:32			MISSED FT SHOT by Merritt, Mallye
	01:32			REBOUND (OFF) by (DEADBALL)
REBOUND (DEF) by Collier, Kamil	01:32			MISSED FT SHOT by Merritt, Mallye
	01:32			SUB IN : Cohen, Leah
	01:32			SUB OUT: Thompson, Ella Grace
GOOD! 3 PTR by Cambridge, Deayonna	01:25	17-6	H 11	

Lipscomb Academy vs Ensworth
03/05/22 11 am at Cookeville, Tenn. (Hooper Eblen Center)
1st PERIOD Play-by-Play (Page 2)

HOME TEAM: Ensworth	Time	Score	Margin	VISITORS: Lipscomb Academy
ASSIST by Woods, Jayda	01:25			
	01:10			TURNOVR by Lowe, Sara
STEAL by Brown, Sullivan	01:07			
MISSED LAYUP by Cambridge, Deayonna	01:04			
REBOUND (OFF) by Cambridge, Jaloni	01:04			
MISSED 3 PTR by Cambridge, Jaloni	00:58			REBOUND (DEF) by Smith, Abby
	00:50			TURNOVR by Smith, Abby
STEALVbybCollier,rKamilil	00:48			
BLOCK by Collier, Kamil	00:46			MISSED LAYUP by Smith, Abby
	00:37			REBOUND (OFF) by Smith, Abby
BLOCK by Collier, Kamil	00:23			MISSED LAYUP by Lowe, Sara
REBOUND (DEF) by Collier, Kamil	00:16			
GOOD! LAYUP by Cambridge, Jaloni [FB/PN	00:12	19-6	H 13	
ASSIST by Collier, Kamil	00:12			
FOUL by Woods, Jayda (P2T2)	00:12			
	00:12			TURNOVR by Duke, Macy
MISSED LAYUP by Jamison, Noelle	00:06			BLOCK by Oller-Newton, S.
	00:02			REBOUND (DEF) by Oller-Newton, S.

Ensworth 19, Lipscomb Academy 6

1st period-only	In Paint	Off T/O	2nd Chance	Fast Break	Bench	
Lipscomb Academy	6	0	0	2	0	Score tied - 0 times.
Ensworth	10	4	5	6	0	Lead changed - 0 times.

Lipscomb Academy vs Ensworth
03/05/22 11 am at Cookeville, Tenn. (Hooper Eblen Center)
2nd PERIOD Play-by-Play (Page 1)

HOME TEAM: Ensworth	Time	Score	Margin	VISITORS: Lipscomb Academy
	08:00			SUB IN : Lowe, Sara
	08:00			SUB IN : Cohen, Leah
	08:00			SUB IN : Duke, Macy
	08:00			SUB OUT: Smith, Abby
	08:00			SUB OUT: Merritt, Mallye
	08:00			SUB OUT: Shepard, Bella
	07:43	19-8	H 11	GOOD! LAYUP by Thompson, Ella Grace [PN
GOOD! JUMPER by Collier, Kamil	07:34	21-8	H 13	
ASSIST by Cambridge, Deayonna	07:34			
	07:15	21-10	H 11	GOOD! LAYUP by Thompson, Ella Grace [PN
FOUL by Cambridge, Deayonna (P1T3)	07:14			MISSED FT SHOT by Thompson, Ella Grace
	07:14			REBOUND (OFF) by Grogan, Kate
FOUL by Cambridge, Jaloni (P1T4)	07:10	21-11	H 10	GOOD! FT SHOT by Thompson, Ella Grace
	07:10	21-12	H 9	GOOD! FT SHOT by Thompson, Ella Grace
GOOD! LAYUP by Cambridge, Deayonna [PN	06:52	23-12	H 11	
	06:33			TURNOVR by Grogan, Kate
	06:33			SUB IN : Shepard, Bella
	06:33			SUB OUT: Cohen, Leah
MISSED 3 PTR by Woods, Jayda	06:23			REBOUND (DEF) by Thompson, Ella Grace
	06:14	23-15	H 8	GOOD! 3 PTR by Shepard, Bella [FB/PNT]
	06:14			ASSIST by Thompson, Ella Grace
GOOD! JUMPER by Collier, Kamil [PNT]	05:55	25-15	H 10	
ASSIST by Woods, Jayda	05:55			
	05:25	25-18	H 7	GOOD! 3 PTR by Grogan, Kate
GOOD! 3 PTR by Martin, Keili	05:07	28-18	H 10	
ASSIST by Woods, Jayda	05:07			
	05:00			TURNOVR by Thompson, Ella Grace
STEAL by Cambridge, Jaloni	04:56			
GOOD! LAYUP by Cambridge, Deayonna [FB	04:54	30-18	H 12	
ASSIST by Cambridge, Jaloni	04:54			
REBOUND (DEF) by Cambridge, Jaloni	04:45			MISSED 3 PTR by Shepard, Bella
GOOD! JUMPER by Cambridge, Jaloni [FB/P	04:41	32-18	H 14	
	04:36			TIMEOUT 30sec
	04:36			SUB IN : Smith, Abby
	04:36			SUB IN : Merritt, Mallye
	04:36			SUB IN : Carman, Lilly
	04:36			SUB OUT: Lowe, Sara
	04:36			SUB OUT: Grogan, Kate
	04:36			SUB OUT: Duke, Macy
BLOCK by Collier, Kamil	04:28			MISSED LAYUP by Shepard, Bella
REBOUND (DEF) by Collier, Kamil	04:24			
GOOD! JUMPER by Cambridge, Jaloni [PNT]	04:18	34-18	H 16	
STEAL by Woods, Jayda	03:55			TURNOVR by Thompson, Ella Grace
TIMEOUT media	03:55			
MISSED 3 PTR by Martin, Keili	03:41			REBOUND (DEF) by Carman, Lilly
FOUL by Martin, Keili (P1T5)	03:23			MISSED FT SHOT by Merritt, Mallye
	03:23			REBOUND (OFF) by (DEADBALL)
	03:23	34-19	H 15	GOOD! FT SHOT by Merritt, Mallye
GOOD! 3 PTR by Cambridge, Deayonna	03:13	37-19	H 18	
ASSIST by Woods, Jayda	03:13			
FOUL by Cambridge, Deayonna (P2T6)	02:37			
	02:28			TURNOVR by Shepard, Bella
STEAL by Woods, Jayda	02:26			
	02:26			FOUL by Shepard, Bella (P1T2)
	02:11			FOUL by Carman, Lilly (P1T3)
	02:11			SUB IN : Grogan, Kate
	02:11			SUB IN : Duke, Macy
	02:11			SUB OUT: Shepard, Bella
	02:11			SUB OUT: Carman, Lilly
MISSED 3 PTR by Cambridge, Deayonna	02:03			

Lipscomb Academy vs Ensworth
03/05/22 11 am at Cookeville, Tenn. (Hooper Eblen Center)
2nd PERIOD Play-by-Play (Page 2)

HOME TEAM: Ensworth	Time	Score	Margin	VISITORS: Lipscomb Academy
	02:03			REBOUND (DEF) by Thompson, Ella Grace
REBOUND (DEF) by Woods, Jayda	01:51			MISSED LAYUP by Duke, Macy
MISSED LAYUP by Martin, Keili	01:44			
REBOUND (OFF) by Collier, Kamil	01:44			
GOOD! LAYUP by Collier, Kamil [PNT]	01:38	39-19	H 20	
BLOCK by Collier, Kamil	01:16			MISSED JUMPER by Smith, Abby
	01:16			REBOUND (OFF) by (TEAM)
REBOUND (DEF) by Woods, Jayda	00:57			MISSED LAYUP by Smith, Abby
MISSED LAYUP by Woods, Jayda	00:50			BLOCK by Grogan, Kate
REBOUND (OFF) by (TEAM)	00:50			
	00:50			SUB IN : Cohen, Leah
	00:50			SUB OUT: Thompson, Ella Grace
MISSED JUMPER by Cambridge, Jaloni	00:45			
REBOUND (OFF) by Collier, Kamil	00:45			
MISSED JUMPER by Collier, Kamil	00:41			REBOUND (DEF) by Cohen, Leah
FOUL by Martin, Keili (P2T7)	00:30			MISSED FT SHOT by Merritt, Mallye
	00:30			REBOUND (OFF) by (DEADBALL)
	00:30	39-20	H 19	GOOD! FT SHOT by Merritt, Mallye
	00:30			SUB IN : Lowe, Sara
	00:30			SUB OUT: Smith, Abby
MISSED LAYUP by Cambridge, Jaloni	00:02			REBOUND (DEF) by Lowe, Sara

Ensworth 39, Lipscomb Academy 20

2nd period-only	In Paint	Off T/O	2nd Chance	Fast Break	Bench	
Lipscomb Academy	7	0	2	3	0	Score tied - 0 times.
Ensworth	12	2	2	4	0	Lead changed - 0 times.

Lipscomb Academy vs Ensworth
03/05/22 11 am at Cookeville, Tenn. (Hooper Eblen Center)
3rd PERIOD Play-by-Play (Page 1)

HOME TEAM: Ensworth	Time	Score	Margin	VISITORS: Lipscomb Academy
	07:23			FOUL by Grogan, Kate (P1T1)
MISSED JUMPER by Woods, Jayda	07:11			REBOUND (DEF) by (TEAM)
	06:59			MISSED LAYUP by Thompson, Ella Grace
	06:59			REBOUND (OFF) by Grogan, Kate
	06:55			MISSED LAYUP by Grogan, Kate
	06:55			REBOUND (OFF) by Smith, Abby
BLOCK by Cambridge, Deayonna	06:47			MISSED JUMPER by Merritt, Mallye
REBOUND (DEF) by Collier, Kamil	06:42			
GOOD! 3 PTR by Cambridge, Deayonna [FB/	06:37	42-20	H 22	
REBOUND (DEF) by Cambridge, Jaloni	06:20			MISSED 3 PTR by Shepard, Bella
MISSED LAYUP by Cambridge, Jaloni	06:13			
REBOUND (OFF) by Cambridge, Deayonna	06:13			
GOOD! LAYUP by Cambridge, Jaloni [PNT]	06:07	44-20	H 24	
ASSIST by Cambridge, Deayonna	06:07			
FOUL by Martin, Keili (P3T1)	05:51	44-21	H 23	GOOD! FT SHOT by Grogan, Kate
	05:51			MISSED FT SHOT by Grogan, Kate
	05:51			REBOUND (OFF) by Merritt, Mallye
SUB IN : Brown, Sullivan	05:51			
SUB OUT: Martin, Keili	05:51			
REBOUND (DEF) by Cambridge, Jaloni	05:47			MISSED 3 PTR by Grogan, Kate
MISSED 3 PTR by Cambridge, Deayonna	05:39			REBOUND (DEF) by Grogan, Kate
STEAL by Cambridge, Deayonna	05:34			TURNOVR by Grogan, Kate
	05:34			FOUL by Thompson, Ella Grace (P1T2)
MISSED JUMPER by Woods, Jayda	05:31			REBOUND (DEF) by Thompson, Ella Grace
REBOUND (DEF) by Cambridge, Deayonna	05:24			MISSED LAYUP by Merritt, Mallye
MISSED LAYUP by Cambridge, Jaloni	05:16			REBOUND (DEF) by Smith, Abby
REBOUND (DEF) by (TEAM)	05:08			MISSED LAYUP by Merritt, Mallye
GOOD! LAYUP by Collier, Kamil [PNT]	04:49	46-21	H 25	
ASSIST by Woods, Jayda	04:49			
	04:37			MISSED 3 PTR by Shepard, Bella
	04:37			REBOUND (OFF) by Smith, Abby
BLOCK by Collier, Kamil	04:31			MISSED LAYUP by Smith, Abby
	04:31			REBOUND (OFF) by Smith, Abby
	04:31	46-23	H 23	GOOD! LAYUP by Smith, Abby [PNT]
FOUL by Cambridge, Jaloni (P2T2)	04:31	46-24	H 22	GOOD! FT SHOT by Smith, Abby
	04:31			TIMEOUT TEAM
SUB IN : Martin, Keili	04:31			SUB IN : Lowe, Sara
SUB OUT: Brown, Sullivan	04:31			SUB OUT: Smith, Abby
GOOD! 3 PTR by Cambridge, Jaloni	04:20	49-24	H 25	
ASSIST by Collier, Kamil	04:20			
	04:04	49-26	H 23	GOOD! LAYUP by Thompson, Ella Grace [PN
MISSED JUMPER by Woods, Jayda	03:50			
REBOUND (OFF) by Collier, Kamil	03:50			
MISSED 3 PTR by Martin, Keili	03:45			REBOUND (DEF) by (TEAM)
	03:44			TIMEOUT MEDIA
	03:35			TURNOVR by (TEAM)
MISSED 3 PTR by Cambridge, Jaloni	03:27			
REBOUND (OFF) by (TEAM)	03:27			
MISSED JUMPER by Cambridge, Deayonna	03:25			REBOUND (DEF) by Lowe, Sara
	03:00	49-28	H 21	GOOD! LAYUP by Merritt, Mallye [PNT]
MISSED LAYUP by Cambridge, Deayonna	02:52			REBOUND (DEF) by Lowe, Sara
FOUL by Cambridge, Deayonna (P3T3)	02:45			
	02:45			SUB IN : Duke, Macy
	02:45			SUB OUT: Shepard, Bella
	02:28	49-30	H 19	GOOD! LAYUP by Duke, Macy [PNT]
	02:28			ASSIST by Grogan, Kate
	01:59			FOUL by Duke, Macy (P1T3)
	01:59			SUB IN : Smith, Abby
	01:59			SUB OUT: Grogan, Kate
TURNOVR by Collier, Kamil	01:56			

Lipscomb Academy vs Ensworth
03/05/22 11 am at Cookeville, Tenn. (Hooper Eblen Center)
3rd PERIOD Play-by-Play (Page 2)

HOME TEAM: Ensworth	Time	Score	Margin	VISITORS: Lipscomb Academy
	01:53			STEAL by Thompson, Ella Grace
REBOUND (DEF) by Collier, Kamil	01:40			MISSED LAYUP by Thompson, Ella Grace
GOOD! LAYUP by Cambridge, Jaloni [FB/PN	01:30	51-30	H 21	
	01:16	51-33	H 18	GOOD! 3 PTR by Duke, Macy
	01:16			ASSIST by Thompson, Ella Grace
GOOD! LAYUP by Cambridge, Deayonna [FB	01:11	53-33	H 20	
	01:00			TURNOVR by Thompson, Ella Grace
STEAL by Cambridge, Jaloni	00:59			
GOOD! LAYUP by Cambridge, Jaloni [FB/PN	00:56	55-33	H 22	
TIMEOUT 30sec	00:54			
SUB IN : Brown, Sullivan	00:54			SUB IN : Carman, Lilly
SUB OUT: Cambridge, Jaloni	00:54			SUB IN : Cohen, Leah
	00:54			SUB OUT: Lowe, Sara
	00:54			SUB OUT: Thompson, Ella Grace
FOUL by Woods, Jayda (P3T4)	00:37			
	00:35			MISSEDDLAYUP)byySmith,nAbbylly
	00:34			FOUL by Carman, Lilly (P2T4)
	00:32			TURNOVR by Duke, Macy
MISSED JUMPER by Cambridge, Deayonna	00:04			
REBOUND (OFF) by Cambridge, Deayonna	00:04			
GOOD! JUMPER by Cambridge, Deayonna	00:00	57-33	H 24	

Ensworth 57, Lipscomb Academy 33

3rd period-only	In Paint	Off T/O	2nd Chance	Fast Break	Bench	
Lipscomb Academy	8	0	3	0	5	Score tied - 0 times.
Ensworth	13	4	4	9	0	Lead changed - 0 times.

Lipscomb Academy vs Ensworth
03/05/22 11 am at Cookeville, Tenn. (Hooper Eblen Center)
4th PERIOD Play-by-Play (Page 1)

HOME TEAM: Ensworth	Time	Score	Margin	VISITORS: Lipscomb Academy
	08:00			SUB IN : Carman, Lilly
	08:00			SUB IN : Cohen, Leah
	08:00			SUB IN : Duke, Macy
	08:00			SUB OUT: Grogan, Kate
	08:00			SUB OUT: Thompson, Ella Grace
	08:00			SUB OUT: Shepard, Bella
GOOD! 3 PTR by Woods, Jayda	07:47	60-33	H 27	
ASSIST by Cambridge, Jaloni	07:47			
	07:35	60-35	H 25	GOOD! LAYUP by Cohen, Leah [PNT]
MISSED 3 PTR by Cambridge, Deayonna	07:25			REBOUND (DEF) by Merritt, Mallye
	07:15	60-37	H 23	GOOD! LAYUP by Merritt, Mallye [PNT]
MISSED 3 PTR by Martin, Keili	06:47			
REBOUND (OFF) by (TEAM)	06:47			
	06:42			SUB IN : Thompson, Ella Grace
	06:42			SUB OUT: Merritt, Mallye
MISSED JUMPER by Collier, Kamil	06:35			REBOUND (DEF) by Smith, Abby
REBOUND (DEF) by Collier, Kamil	06:27			MISSED LAYUP by Thompson, Ella Grace
GOOD! LAYUP by Cambridge, Deayonna [FB	06:20	62-37	H 25	
ASSIST by Collier, Kamil	06:20			
FOUL by Collier, Kamil (P1T5)	05:53			
	05:29			TIMEOUT TEAM
	05:29			SUB IN : Shepard, Bella
	05:29			SUB IN : Lowe, Sara
	05:29			SUB OUT: Carman, Lilly
	05:29			SUB OUT: Cohen, Leah
	05:04	62-39	H 23	GOOD! LAYUP by Smith, Abby [PNT]
GOOD! JUMPER by Collier, Kamil	04:43	64-39	H 25	
REBOUND (DEF) by Cambridge, Jaloni	04:25			MISSED 3 PTR by Shepard, Bella
	04:15			BLOCK by Lowe, Sara
MISSED LAYUP by Cambridge, Deayonna	04:15			REBOUND (DEF) by Lowe, Sara
	04:02	64-41	H 23	GOOD! LAYUP by Thompson, Ella Grace [PN
MISSED FT SHOT by Woods, Jayda	03:41			FOUL by Lowe, Sara (P1T5)
REBOUND (OFF) by (DEADBALL)	03:41			
GOOD! FT SHOT by Woods, Jayda	03:41	65-41	H 24	
TIMEOUT media	03:41			
	03:41			SUB IN : Merritt, Mallye
	03:41			SUB IN : Grogan, Kate
	03:41			SUB OUT: Shepard, Bella
	03:27	65-44	H 21	GOOD! 3 PTR by Duke, Macy
	03:27			ASSIST by Smith, Abby
MISSED JUMPER by Martin, Keili	03:07			REBOUND (DEF) by Smith, Abby
	02:58			TURNOVR by Lowe, Sara
MISSED LAYUP by Cambridge, Deayonna	02:47			
REBOUND (OFF) by Martin, Keili	02:47			
MISSED FT SHOT by Martin, Keili	02:45			FOUL by Merritt, Mallye (P1T6)
REBOUND (OFF) by (DEADBALL)	02:45			
GOOD! FT SHOT by Martin, Keili	02:45	66-44	H 22	
FOUL by Cambridge, Deayonna (P4T6)	02:38	66-45	H 21	GOOD! FT SHOT by Merritt, Mallye
	02:38	66-46	H 20	GOOD! FT SHOT by Merritt, Mallye
MISSED LAYUP by Collier, Kamil	02:18			BLOCK by Smith, Abby
REBOUND (OFF) by Cambridge, Deayonna	02:15			
GOOD! LAYUP by Woods, Jayda [PNT]	02:09	68-46	H 22	
ASSIST by Cambridge, Deayonna	02:09			
FOUL by Woods, Jayda (P4T7)	02:01			MISSED FT SHOT by Thompson, Ella Grace
	02:01			REBOUND (OFF) by (DEADBALL)
REBOUND (DEF) by Woods, Jayda	02:01			MISSED FT SHOT by Thompson, Ella Grace
SUB IN : Burke, Brennan	02:01			
SUB OUT: Cambridge, Jaloni	02:01			
MISSED JUMPER by Burke, Brennan	01:29			REBOUND (DEF) by Lowe, Sara
TIMEOUT TEAM	01:22			

Lipscomb Academy vs Ensworth
03/05/22 11 am at Cookeville, Tenn. (Hooper Eblen Center)
4th PERIOD Play-by-Play (Page 2)

HOME TEAM: Ensworth	Time	Score	Margin	VISITORS: Lipscomb Academy
	01:22			SUB IN : Carman, Lilly
	01:22			SUB IN : McQuigg, Tillie
	01:22			SUB IN : Merritt, Maddyn
	01:22			SUB IN : Oller-Newton, S.
	01:22			SUB IN : Cohen, Leah
	01:22			SUB OUT: Smith, Abby
	01:22			SUB OUT: Merritt, Mallye
	01:22			SUB OUT: Lowe, Sara
	01:22			SUB OUT: Thompson, Ella Grace
	01:22			SUB OUT: Duke, Macy
BLOCK by Cambridge, Deayonna	01:11			MISSED 3 PTR by McQuigg, Tillie
	01:11			REBOUND (OFF) by (TEAM)
REBOUND (DEF) by Woods, Jayda	01:08			MISSED 3 PTR by Merritt, Maddyn
GOOD! JUMPER by Burke, Brennan	00:51	70-46	H 24	
ASSIST by Cambridge, Deayonna	00:51			
REBOUND (DEF) by Cambridge, Deayonna	00:40			MISSED LAYUP by Merritt, Maddyn

Ensworth 70, Lipscomb Academy 46

4th period-only	In Paint	Off T/O	2nd Chance	Fast Break	Bench	
Lipscomb Academy	8	0	0	0	5	Score tied - 0 times.
Ensworth	4	1	3	2	2	Lead changed - 0 times.

Official Basketball Box Score -- 1st Period-Only
Lipscomb Academy vs Ensworth
03/05/22 11 am at Cookeville, Tenn. (Hooper Eblen Center)

Lipscomb Academy 6 • 21-12

			Total	3-Ptr		Rebounds									
##	Player		FG-FGA	FG-FGA	FT-FTA	Off	Def	Tot	PF	TP	A	TO	Blk	Stl	Min
03	Thompson, Ella Grace	*	0-2	0-0	0-0	0	1	1	0	0	0	2	0	0	6
12	Shepard, Bella	*	0-1	0-1	0-0	0	0	0	0	0	2	0	0	0	5
20	Merritt, Mallye	*	2-5	0-0	0-2	0	0	0	0	4	0	0	1	0	8
23	Grogan, Kate	*	1-2	0-0	0-0	0	1	1	0	2	0	0	0	0	5
32	Smith, Abby	*	0-3	0-0	0-0	1	2	3	1	0	0	1	0	0	8
05	Duke, Macy		0-0	0-0	0-0	0	0	0	0	0	0	2	0	0	2
15	Cohen, Leah		0-0	0-0	0-0	0	0	0	0	0	0	0	0	0	1
22	Oller-Newton, S.		0-1	0-1	0-0	0	1	1	0	0	0	0	1	0	-
33	Lowe, Sara		0-1	0-0	0-0	1	0	1	0	0	0	1	0	0	2
	Team					2	0	2							
	Totals		3-15	0-2	0-2	4	5	9	1	6	2	6	2	0	-

FG %: 3-15 20.0%
3FG %: 0-2 0.0%
FT %: 0-2 0.0%

Deadball Rebounds
1

Ensworth 19 • 26-4

			Total	3-Ptr		Rebounds									
##	Player		FG-FGA	FG-FGA	FT-FTA	Off	Def	Tot	PF	TP	A	TO	Blk	Stl	Min
03	Cambridge, Deayonna	*	2-5	1-2	0-0	2	4	6	0	5	1	2	3	3	8
04	Martin, Keili	*	0-2	0-2	0-0	0	0	0	0	0	0	0	0	0	5
05	Woods, Jayda	*	1-3	0-1	0-0	0	1	1	2	2	2	0	0	0	8
22	Cambridge, Jaloni	*	3-5	0-2	0-0	2	1	3	0	6	0	0	1	0	8
33	Collier, Kamil	*	2-2	1-1	1-1	1	2	3	0	6	1	1	2	1	8
20	Jamison, Noelle		0-1	0-0	0-0	0	0	0	0	0	0	0	0	0	-
24	Brown, Sullivan		0-0	0-0	0-0	0	0	0	0	0	0	0	0	1	2
	Team					0	1	1							
	Totals		8-18	2-8	1-1	5	9	14	2	19	4	3	6	5	-

FG %: 8-18 44.4%
3FG %: 2-8 25.0%
FT %: 1-1 100.0

Deadball Rebounds
0

Officials: John Garrett, Matt Spraker, Matt Queener
Technical fouls: Lipscomb Academy-None. Ensworth-None.
Attendance:
2022 TSSAA Division II Class AA Girls Basketball Championship
All-tournament: Kennedy Cambridge, Ensworth; Abby Smith, Lipscomb Academy;
Kamil Collier, Ensworth; Jaloni Cambridge (MVP), Ensworth;
Ella Grace Thompson, Lipscomb Academy; Jayda Woods, Ensworth

Score by periods	1st	2nd	3rd	4th	Total
Lipscomb Academy	6	0	0	0	6
Ensworth	19	0	0	0	19

Points	In Paint	Off T/O	2nd Chance	Fast Break	Bench
LIPSCOM	6	0	0	2	0
ENSWOR	10	4	5	6	0

Last FG - LIPSCOMB 1st-03:11, ENSWORTH 1st-00:12.
Largest lead - LIPSCOMB None, ENSWORTH by 13 1st-00:12.
LIPSCOMB led for 00:00. ENSWORTH led for 24:00. Game was tied for 00:00.

Score tied - 0 times.
Lead changed - 0 times.

Official Basketball Box Score -- 2nd Period-Only
Lipscomb Academy vs Ensworth
03/05/22 11 am at Cookeville, Tenn. (Hooper Eblen Center)

Lipscomb Academy 14 • 21-12

			Total	3-Ptr		Rebounds									
##	Player		FG-FGA	FG-FGA	FT-FTA	Off	Def	Tot	PF	TP	A	TO	Blk	Stl	Min
03	Thompson, Ella Grace	*	2-2	0-0	2-3	0	2	2	0	6	1	2	0	0	7
12	Shepard, Bella	*	1-3	1-2	0-0	0	0	0	1	3	0	1	0	0	4
20	Merritt, Mallye	*	0-0	0-0	2-4	0	0	0	0	2	0	0	0	0	4
23	Grogan, Kate	*	1-1	1-1	0-0	1	0	1	0	3	0	1	1	0	5
32	Smith, Abby	*	0-2	0-0	0-0	0	0	0	0	0	0	0	0	0	4
05	Duke, Macy		0-1	0-0	0-0	0	0	0	0	0	0	0	0	0	5
15	Cohen, Leah		0-0	0-0	0-0	0	1	1	0	0	0	0	0	0	2
24	Carman, Lilly		0-0	0-0	0-0	0	1	1	1	0	0	0	0	0	2
33	Lowe, Sara		0-0	0-0	0-0	0	1	1	0	0	0	0	0	0	3
	Team					1	0	1							
	Totals		4-9	2-3	4-7	2	5	7	2	14	1	4	1	0	-

FG %: 4-9 44.4%
3FG %: 2-3 66.7%
FT %: 4-7 57.1%

Deadball Rebounds
2

Ensworth 20 • 26-4

			Total	3-Ptr		Rebounds									
##	Player		FG-FGA	FG-FGA	FT-FTA	Off	Def	Tot	PF	TP	A	TO	Blk	Stl	Min
03	Cambridge, Deayonna	*	3-4	1-2	0-0	0	0	0	2	7	1	0	0	0	8
04	Martin, Keili	*	1-3	1-2	0-0	0	0	0	2	3	0	0	0	0	8
05	Woods, Jayda	*	0-2	0-1	0-0	0	2	2	0	0	3	0	0	2	8
22	Cambridge, Jaloni	*	2-4	0-0	0-0	0	1	1	1	4	1	0	0	1	8
33	Collier, Kamil	*	3-4	0-0	0-0	2	1	3	0	6	0	0	2	0	8
	Team					1	0	1							
	Totals		9-17	2-5	0-0	3	4	7	5	20	5	0	2	3	-

FG %: 9-17 52.9%
3FG %: 2-5 40.0%
FT %: 0-0 0.0%

Deadball Rebounds
0

Officials: John Garrett, Matt Spraker, Matt Queener
Technical fouls: Lipscomb Academy-None. Ensworth-None.
Attendance:
2022 TSSAA Division II Class AA Girls Basketball Championship
All-tournament: Kennedy Cambridge, Ensworth; Abby Smith, Lipscomb Academy;
Kamil Collier, Ensworth; Jaloni Cambridge (MVP), Ensworth;
Ella Grace Thompson, Lipscomb Academy; Jayda Woods, Ensworth

Score by periods	1st	2nd	3rd	4th	Total
Lipscomb Academy	0	14	0	0	14
Ensworth	0	20	0	0	20

Points	In Paint	Off T/O	2nd Chance	Fast Break	Bench
LIPSCOM	7	0	2	3	0
ENSWOR	12	2	2	4	0

Last FG - LIPSCOMB 2nd-05:25, ENSWORTH 2nd-01:38.
Largest lead - LIPSCOMB None, ENSWORTH by 20 2nd-01:38.
LIPSCOMB led for 00:00. ENSWORTH led for 16:00. Game was tied for 00:00.

Score tied - 0 times.
Lead changed - 0 times.

Official Basketball Box Score -- 3rd Period-Only
Lipscomb Academy vs Ensworth
03/05/22 11 am at Cookeville, Tenn. (Hooper Eblen Center)

Lipscomb Academy 13 • 21-12

			Total	3-Ptr		Rebounds									
##	Player		FG-FGA	FG-FGA	FT-FTA	Off	Def	Tot	PF	TP	A	TO	Blk	Stl	Min
03	Thompson, Ella Grace	*	1-3	0-0	0-0	0	1	1	1	2	1	1	0	1	7
12	Shepard, Bella	*	0-2	0-2	0-0	0	0	0	0	0	0	0	0	0	5
20	Merritt, Mallye	*	1-4	0-0	0-0	1	0	1	0	2	0	0	0	0	8
23	Grogan, Kate	*	0-2	0-1	1-2	1	1	2	1	1	1	1	0	0	6
32	Smith, Abby	*	1-3	0-0	1-1	3	1	4	0	3	0	0	0	0	5
05	Duke, Macy		2-2	1-1	0-0	0	0	0	1	5	0	1	0	0	2
15	Cohen, Leah		0-0	0-0	0-0	0	0	0	0	0	0	0	0	0	0+
24	Carman, Lilly		0-0	0-0	0-0	0	1	1	1	0	0	0	0	0	0+
33	Lowe, Sara		0-0	0-0	0-0	0	2	2	0	0	0	0	0	0	3
	Team					0	2	2				1			
	Totals		5-16	1-4	2-3	5	8	13	4	13	2	4	0	1	-

FG %: 5-16 31.3%
3FG %: 1-4 25.0%
FT %: 2-3 66.7%

Deadball Rebounds
0

Ensworth 18 • 26-4

			Total	3-Ptr		Rebounds									
##	Player		FG-FGA	FG-FGA	FT-FTA	Off	Def	Tot	PF	TP	A	TO	Blk	Stl	Min
03	Cambridge, Deayonna	*	3-7	1-2	0-0	2	1	3	1	7	1	0	1	1	8
04	Martin, Keili	*	0-1	0-1	0-0	0	0	0	1	0	0	0	0	0	6
05	Woods, Jayda	*	0-3	0-0	0-0	0	0	0	1	0	1	0	0	0	8
22	Cambridge, Jaloni	*	4-7	1-2	0-0	0	2	2	1	9	0	0	0	1	7
33	Collier, Kamil	*	1-1	0-0	0-0	1	2	3	0	2	1	1	1	0	8
24	Brown, Sullivan		0-0	0-0	0-0	0	0	0	0	0	0	0	0	0	2
	Team					1	1	2							
	Totals		8-19	2-5	0-0	4	6	10	4	18	3	1	2	2	-

FG %: 8-19 42.1%
3FG %: 2-5 40.0%
FT %: 0-0 0.0%

Deadball Rebounds
0

Officials: John Garrett, Matt Spraker, Matt Queener
Technical fouls: Lipscomb Academy-None. Ensworth-None.
Attendance:
2022 TSSAA Division II Class AA Girls Basketball Championship
All-tournament: Kennedy Cambridge, Ensworth; Abby Smith, Lipscomb Academy;
Kamil Collier, Ensworth; Jaloni Cambridge (MVP), Ensworth;
Ella Grace Thompson, Lipscomb Academy; Jayda Woods, Ensworth

Score by periods	1st	2nd	3rd	4th	Total
Lipscomb Academy	0	0	13	0	13
Ensworth	0	0	18	0	18

Points	In Paint	Off T/O	2nd Chance	Fast Break	Bench
LIPSCOM	8	0	3	0	5
ENSWOR	13	4	4	9	0

Last FG - LIPSCOMB 3rd-01:16, ENSWORTH 3rd-00:00.
Largest lead - LIPSCOMB None, ENSWORTH by 25 3rd-04:49.
LIPSCOMB led for 00:00. ENSWORTH led for 08:00. Game was tied for 00:00.

Score tied - 0 times.
Lead changed - 0 times.

Official Basketball Box Score -- 4th Period-Only
Lipscomb Academy vs Ensworth
03/05/22 11 am at Cookeville, Tenn. (Hooper Eblen Center)

Lipscomb Academy 13

			Total	3-Ptr		Rebounds									
##	Player		FG-FGA	FG-FGA	FT-FTA	Off	Def	Tot	PF	TP	A	TO	Blk	Stl	Min
03	Thompson, Ella Grace	*	1-2	0-0	0-2	0	0	0	0	2	0	0	0	0	5
12	Shepard, Bella	*	0-1	0-1	0-0	0	0	0	0	0	0	0	0	0	1
20	Merritt, Mallye	*	1-1	0-0	2-2	0	1	1	1	4	0	0	0	0	3
32	Smith, Abby	*	1-1	0-0	0-0	0	2	2	0	2	1	0	1	0	6
05	Duke, Macy		1-1	1-1	0-0	0	0	0	0	3	0	0	0	0	6
15	Cohen, Leah		1-1	0-0	0-0	0	0	0	0	2	0	0	0	0	3
22	Oller-Newton, S.		0-0	0-0	0-0	0	0	0	0	0	0	0	0	0	1
24	Carman, Lilly		0-0	0-0	0-0	0	0	0	0	0	0	0	0	0	3
25	McQuigg, Tillie		0-1	0-1	0-0	0	0	0	0	0	0	0	0	0	1
30	Merritt, Maddyn		0-2	0-1	0-0	0	0	0	0	0	0	0	0	0	1
33	Lowe, Sara		0-0	0-0	0-0	0	2	2	1	0	0	1	1	0	4
	Team					1	0	1							
	Totals		5-10	1-4	2-4	1	5	6	2	13	1	1	2	0	-

FG %: 5-10 50.0%
3FG %: 1-4 25.0%
FT %: 2-4 50.0%

Deadball Rebounds
1

Ensworth 13

			Total	3-Ptr		Rebounds									
##	Player		FG-FGA	FG-FGA	FT-FTA	Off	Def	Tot	PF	TP	A	TO	Blk	Stl	Min
03	Cambridge, Deayonna	*	1-4	0-1	0-0	1	1	2	1	2	2	0	1	0	8
04	Martin, Keili	*	0-2	0-1	1-2	1	0	1	0	1	0	0	0	0	8
05	Woods, Jayda	*	2-2	1-1	1-2	0	2	2	1	6	0	0	0	0	8
22	Cambridge, Jaloni	*	0-0	0-0	0-0	0	1	1	0	0	1	0	0	0	5
33	Collier, Kamil	*	1-3	0-0	0-0	0	1	1	1	2	1	0	0	0	8
11	Burke, Brennan		1-2	0-0	0-0	0	0	0	0	2	0	0	0	0	2
	Team					1	0	1							
	Totals		5-13	1-3	2-4	3	5	8	3	13	4	0	1	0	-

FG %: 5-13 38.5%
3FG %: 1-3 33.3%
FT %: 2-4 50.0%

Deadball Rebounds
2

Officials: John Garrett, Matt Spraker, Matt Queener
Technical fouls: Lipscomb Academy-None. Ensworth-None.
Attendance:
2022 TSSAA Division II Class AA Girls Basketball Championship
All-tournament: Kennedy Cambridge, Ensworth; Abby Smith, Lipscomb Academy;
Kamil Collier, Ensworth; Jaloni Cambridge (MVP), Ensworth;
Ella Grace Thompson, Lipscomb Academy; Jayda Woods, Ensworth

Score by periods	1st	2nd	3rd	4th	Total
Lipscomb Academy	0	0	0	13	13
Ensworth	0	0	0	13	13

Points	In Paint	Off T/O	2nd Chance	Fast Break	Bench
LIPSCOM	8	0	0	0	5
ENSWOR	4	1	3	2	2

Last FG - LIPSCOMB 4th-03:27, ENSWORTH 4th-00:51.
Largest lead - LIPSCOMB None, ENSWORTH by 27 4th-07:47.
LIPSCOMB led for 00:00. ENSWORTH led for 00:00. Game was tied for 00:00.

Score tied - 0 times.
Lead changed - 0 times.

2011 Class AA State Girls' Basketball Tournament

March 9 - March 12, 2011 · Middle Tennessee State University - Murfreesboro

Game 1
Wed. Mar. 9 4:00 PM

Manassas (27-7)	43
Macon Co. (28-3)	45

Game 2
Wed. Mar. 9 5:30 PM

Liberty Magnet (29-4)	60
Pigeon Forge (24-7)	40

Game 3
Thu. Mar. 10 10:00 AM

McMinn Central (32-1)	62
David Lipscomb (26-6)	48

Game 4
Thu. Mar. 10 11:30 AM

Cannon Co. (29-7)	57
Elizabethton (34-1)	51

Game 5
Fri. Mar. 11 1:00 PM

Macon Co.	50
Liberty Magnet	41

Game 6
Fri. Mar. 11 2:30 PM

McMinn Central	42
Cannon Co.	41

Game 7
Sat. Mar. 12 4:00 PM

Macon Co.	37
McMinn Central	48

McMinn Central
STATE CHAMPION

Official Basketball Box Score
DAVID LIPSCOMB vs MCMINN CENTRAL
03/10/11 10:00 AM at Murphy Center (Murfreesboro, TN)

VISITORS: DAVID LIPSCOMB 32-2

##	Player Name		TOT-FG FG-FGA	3-PT FG-FGA	FT-FTA	REBOUNDS OF	DE	TOT	PF	TP	A	TO	BLK	S	MIN
03	Cagle, Loren.....	*	6-8	2-2	1-2	0	2	2	3	15	1	2	0	1	31
10	Easter, Emily.....	*	1-2	0-0	0-0	1	2	3	1	2	10	7	0	2	32
12	Smith, Kelli.....	*	4-10	1-4	4-6	1	3	4	0	13	3	4	0	0	32
34	Ellenburg, L.....	*	2-4	1-3	0-2	1	1	2	3	5	0	0	0	0	19
42	Fields, Chelsee.....	*	2-3	0-0	2-2	0	2	2	4	6	0	2	0	1	19
04	Follece, Anna.....		1-1	1-1	0-0	0	0	0	1	3	0	2	0	1	15
44	Hamby, Stephanie....		2-4	0-0	0-0	0	0	0	2	4	0	1	0	1	12
	TEAM.....					1	1	2							
	Totals.....		18-32	5-10	7-12	4	11	15	14	48	14	18	0	6	160

TOTAL FG% 1st Half: 6-14 42.9% 2nd Half: 12-18 66.7% Game: 56.3% DEADB
3-Pt. FG% 1st Half: 1-4 25.0% 2nd Half: 4-6 66.7% Game: 50.0% REBS
F Throw % 1st Half: 2-6 33.3% 2nd Half: 5-6 83.3% Game: 58.3% 4

HOME TEAM: MCMINN CENTRAL 27-6

##	Player Name		TOT-FG FG-FGA	3-PT FG-FGA	FT-FTA	REBOUNDS OF	DE	TOT	PF	TP	A	TO	BLK	S	MIN
11	Adams, Jenna.....	*	10-15	0-1	3-5	3	4	7	2	23	1	1	1	2	32
12	Johnson, Ashley.....	*	0-0	0-0	0-0	0	0	0	3	0	6	3	0	1	28
21	Casteel, Caitlyn....	*	1-3	0-2	2-2	0	1	1	2	4	0	0	0	1	17
23	Guariola, Alisa.....	*	4-7	1-2	0-0	2	1	3	2	9	0	2	0	0	28
24	Masengil, Elizabeth.	*	8-10	0-1	5-6	2	3	5	2	21	2	6	0	2	29
10	Wells, Elizabeth....		0-0	0-0	0-0	0	0	0	0	0	0	0	0	0	8
14	Williams, Sindni....		2-4	1-3	0-0	0	0	0	0	5	4	0	0	1	15
22	Young, Kelsey.....		0-0	0-0	0-2	0	0	0	1	0	0	0	0	1	3
31	Cowart, Taylor.....		0-0	0-0	0-0	0	0	0	0	0	0	1	0	0	0+
34	Torbett, Cassie.....		0-0	0-0	0-0	0	1	1	0	0	0	0	0	0	0+
	TEAM.....						1	1							
	Totals.....		25-39	2-9	10-15	7	11	18	12	62	13	13	1	8	160

TOTAL FG% 1st Half: 8-16 50.0% 2nd Half: 17-23 73.9% Game: 64.1% DEADB
3-Pt. FG% 1st Half: 2-5 40.0% 2nd Half: 0-4 0.0% Game: 22.2% REBS
F Throw % 1st Half: 8-12 66.7% 2nd Half: 2-3 66.7% Game: 66.7% 1

Officials: Michelle Melton, Lora Selvog, Greg Mathis
Technical fouls: DAVID LIPSCOMB-None. MCMINN CENTRAL-None.
Attendance:

Score by Periods	1st	2nd	3rd	4th		Total
DAVID LIPSCOMB.....	10	5	19	14	-	48
MCMINN CENTRAL.....	15	11	15	21	-	62

Play-by-Play
DAVID LIPSCOMB vs MCMINN CENTRAL
03/10/11 10:00 AM at Murphy Center (Murfreesboro, TN)

1st PERIOD Play-by-Play (Page 1)

HOME TEAM: MCMINN CENTRAL	TIME	SCORE	MAR	VISITORS: DAVID LIPSCOMB
FOUL by Johnson, Ashley (P1T1)	07:50			
TURNOVR by Johnson, Ashley	07:50			
	07:43			TURNOVR by Easter, Emily
STEAL by Adams, Jenna	07:42			
	07:27			FOUL by Ellenburg, L. (P1T1)
GOOD! JUMPER by Adams, Jenna	07:24	2-0	H 2	
	07:24			ASSIST by Smith, Kelli
GOOD! FT SHOT by Adams, Jenna	07:24	3-0	H 3	FOUL by Fields, Chelsee (P1T2)
REBOUND (DEF) by Masengil, Elizabeth	07:12			MISSED 3 PTR by Smith, Kelli
MISSED JUMPER by Masengil, Elizabeth	06:49			
REBOUND (OFF) by Guariola, Alisa	06:49			
MISSED JUMPER by Guariola, Alisa	06:47			REBOUND (DEF) by Cagle, Loren
FOUL by Casteel, Caitlyn (P1T2)	06:39			MISSED FT SHOT by Ellenburg, L.
	06:39			REBOUND (OFF) by (DEADBALL)
	06:39			MISSED FT SHOT by Ellenburg, L.
	06:39			REBOUND (OFF) by Smith, Kelli
REBOUND (DEF) by Adams, Jenna	06:37			MISSED LAYUP by Smith, Kelli
	06:20			FOUL by Fields, Chelsee (P2T3)
	06:20			SUB IN : Follece, Anna
	06:20			SUB OUT: Fields, Chelsee
	06:01	3-3	T 1	GOOD! 3 PTR by Cagle, Loren
	06:01			ASSIST by Easter, Emily
MISSED 3 PTR by Casteel, Caitlyn	05:56			REBOUND (DEF) by (TEAM)
GOOD! LAYUP by Masengil, Elizabeth [PNT]	05:55	5-3	H 2	
ASSIST by Johnson, Ashley	05:55			
	05:51			TURNOVR by Follece, Anna
STEAL by Masengil, Elizabeth	05:50			
TURNOVR by Masengil, Elizabeth	05:47			
	05:10	5-5	T 2	GOOD! LAYUP by Cagle, Loren [PNT]
	05:10			ASSIST by Easter, Emily
GOOD! LAYUP by Adams, Jenna [PNT]	04:52	7-5	H 2	
ASSIST by Johnson, Ashley	04:52			
MISSED FT SHOT by Adams, Jenna	04:46			FOUL by Ellenburg, L. (P2T4)
REBOUND (OFF) by Masengil, Elizabeth	04:46			
SUB IN : Wells, Elizabeth	04:46			SUB IN : Hamby, Stephanie
SUB OUT: Casteel, Caitlyn	04:46			SUB OUT: Ellenburg, L.
TURNOVR by Masengil, Elizabeth	04:43			
	04:42			STEALVbybEaster,rEmilyly
TURNOVR by Masengil, Elizabeth	04:35			
	04:33			STEAL by Follece, Anna
	04:24	7-7	T 3	GOOD! LAYUP by Hamby, Stephanie [PNT]
	04:24			ASSIST by Easter, Emily
GOOD! 3 PTR by Guariola, Alisa	04:13	10-7	H 3	
ASSIST by Johnson, Ashley	04:13			
	04:02	10-9	H 1	GOOD! LAYUP by Hamby, Stephanie [PNT]
	04:02			ASSIST by Easter, Emily
MISSED JUMPER by Adams, Jenna	03:41			
REBOUND (OFF) by Adams, Jenna	03:41			
GOOD! JUMPER by Adams, Jenna [PNT]	03:39	12-9	H 3	
	03:37			TIMEOUT 30sec
FOUL by Johnson, Ashley (P2T3)	03:28			
SUB IN : Williams, Sindni	03:28			
SUB OUT: Johnson, Ashley	03:28			
FOUL by Masengil, Elizabeth (P1T4)	02:50			MISSED FT SHOT by Cagle, Loren
	02:50			REBOUND (OFF) by (DEADBALL)
	02:50	12-10	H 2	GOOD! FT SHOT by Cagle, Loren
SUB IN : Casteel, Caitlyn	02:49			
SUB OUT: Wells, Elizabeth	02:49			
MISSED JUMPER by Adams, Jenna	02:39			REBOUND (DEF) by Easter, Emily
	01:50			TURNOVR by Cagle, Loren
MISSED 3 PTR by Williams, Sindni	01:39			
REBOUND (OFF) by Guariola, Alisa	01:39			
GOOD! FT SHOT by Masengil, Elizabeth	01:31	13-10	H 3	FOUL by Cagle, Loren (P1T5)

MISSED FT SHOT by Masengil, Elizabeth	01:31			REBOUND (DEF) by Smith, Kelli
SUB IN : Young, Kelsey	01:31			
SUB OUT: Guariola, Alisa	01:31			
REBOUND (DEF) by Masengil, Elizabeth	01:17			MISSED LAYUP by Cagle, Loren
MISSED FT SHOT by Young, Kelsey	01:08			FOUL by Cagle, Loren (P2T6)
REBOUND (OFF) by (DEADBALL)	01:08			
MISSED FT SHOT by Young, Kelsey	01:08			REBOUND (DEF) by Smith, Kelli
SUB IN : Guariola, Alisa	01:08			
SUB OUT: Masengil, Elizabeth	01:08			
REBOUND (DEF) by Casteel, Caitlyn	00:51			MISSED 3 PTR by Smith, Kelli
GOOD! FT SHOT by Casteel, Caitlyn	00:48	14-10	H 4	FOUL by Hamby, Stephanie (P1T7)
GOOD! FT SHOT by Casteel, Caitlyn	00:48	15-10	H 5	
SUB IN : Masengil, Elizabeth	00:48			SUB IN : Fields, Chelsee
SUB OUT: Casteel, Caitlyn	00:48			SUB OUT: Cagle, Loren
	00:43			TURNOVR by Fields, Chelsee
STEAL by Young, Kelsey	00:41			
FOUL by Guariola, Alisa (P1T5)	00:41			
TURNOVR by Guariola, Alisa	00:41			
REBOUND (DEF) by Adams, Jenna	00:01			MISSED JUMPER by Smith, Kelli

MCMINN CENTRAL 15, DAVID LIPSCOMB 10

2nd PERIOD Play-by-Play (Page 1)

HOME TEAM: MCMINN CENTRAL	TIME	SCORE	MAR	VISITORS: DAVID LIPSCOMB
	07:54	15-12	H 3	GOOD! LAYUP by Smith, Kelli [PNT]
GOOD! FT SHOT by Masengil, Elizabeth	07:14	16-12	H 4	FOUL by Ellenburg, L. (P3T8)
GOOD! FT SHOT by Masengil, Elizabeth	07:14	17-12	H 5	
	07:14			SUB IN : Hamby, Stephanie
	07:14			SUB OUT: Ellenburg, L.
	06:47			TURNOVR by Easter, Emily
TURNOVR by Johnson, Ashley	06:17			
	06:16			STEAL by Hamby, Stephanie
TIMEOUT 30sec	06:11			
	05:53			TURNOVR by Hamby, Stephanie
TURNOVR by Masengil, Elizabeth	05:39			
REBOUND (DEF) by Adams, Jenna	05:18			MISSED 3 PTR by Smith, Kelli
MISSED JUMPER by Adams, Jenna	05:04			REBOUND (DEF) by Cagle, Loren
	04:44			TURNOVR by Smith, Kelli
GOOD! JUMPER by Adams, Jenna	04:29	19-12	H 7	
	04:16			TURNOVR by Easter, Emily
GOOD! FT SHOT by Masengil, Elizabeth	03:43	20-12	H 8	FOUL by Hamby, Stephanie (P2T9)
GOOD! FT SHOT by Masengil, Elizabeth	03:43	21-12	H 9	
	03:43			SUB IN : Follece, Anna
	03:43			SUB OUT: Fields, Chelsee
FOUL by Masengil, Elizabeth (P2T6)	03:08			MISSED FT SHOT by Smith, Kelli
	03:08			REBOUND (OFF) by (DEADBALL)
	03:08	21-13	H 8	GOOD! FT SHOT by Smith, Kelli
SUB IN : Wells, Elizabeth	03:08			
SUB OUT: Masengil, Elizabeth	03:08			
TURNOVR by Guariola, Alisa	02:55			
SUB IN : Williams, Sindni	02:55			
SUB OUT: Casteel, Caitlyn	02:55			
REBOUND (DEF) by Guariola, Alisa	02:34			MISSED JUMPER by Hamby, Stephanie
GOOD! 3 PTR by Williams, Sindni	02:01	24-13	H 11	
ASSIST by Johnson, Ashley	02:01			
BLOCK by Adams, Jenna	01:51			MISSED JUMPER by Hamby, Stephanie
	01:51			REBOUND (OFF) by (TEAM)
	01:23			TURNOVR by Easter, Emily
STEAL by Williams, Sindni	01:22			
MISSED 3 PTR by Guariola, Alisa	01:09			REBOUND (DEF) by Smith, Kelli
	00:55	24-15	H 9	GOOD! LAYUP by Smith, Kelli [PNT]
GOOD! JUMPER by Williams, Sindni	00:45	26-15	H 11	
	00:03			TURNOVR by Smith, Kelli
SUB IN : Casteel, Caitlyn	00:03			
SUB OUT: Wells, Elizabeth	00:03			

MCMINN CENTRAL 26, DAVID LIPSCOMB 15

3rd PERIOD Play-by-Play (Page 1)

HOME TEAM: MCMINN CENTRAL	TIME	SCORE	MAR	VISITORS: DAVID LIPSCOMB
GOOD! JUMPER by Masengil, Elizabeth	07:45	28-15	H 13	
	07:17	28-17	H 11	GOOD! LAYUP by Fields, Chelsee [PNT]
	07:17			ASSIST by Smith, Kelli
GOOD! LAYUP by Masengil, Elizabeth [PNT]	06:35	30-17	H 13	
	06:16	30-19	H 11	GOOD! LAYUP by Fields, Chelsee [PNT]
	06:16			ASSIST by Smith, Kelli
MISSED 3 PTR by Casteel, Caitlyn	06:04			REBOUND (DEF) by Fields, Chelsee
	05:58	30-21	H 9	GOOD! LAYUP by Cagle, Loren [FB/PNT]
	05:58			ASSIST by Easter, Emily
TIMEOUT 30sec	05:51			
MISSED JUMPER by Adams, Jenna	05:13			
REBOUND (OFF) by Adams, Jenna	05:13			
GOOD! FT SHOT by Adams, Jenna	05:11	31-21	H 10	FOUL by Fields, Chelsee (P3T1)
MISSED FT SHOT by Adams, Jenna	05:11			REBOUND (DEF) by Ellenburg, L.
SUB IN : Williams, Sindni	05:11			
SUB OUT: Casteel, Caitlyn	05:11			
	04:40	31-23	H 8	GOOD! LAYUP by Easter, Emily [PNT]
GOOD! LAYUP by Guariola, Alisa [PNT]	04:33	33-23	H 10	
ASSIST by Williams, Sindni	04:33			
	03:54			MISSED 3 PTR by Ellenburg, L.
	03:54			REBOUND (OFF) by Easter, Emily
	03:45	33-25	H 8	GOOD! LAYUP by Cagle, Loren [PNT]
	03:45			ASSIST by Easter, Emily
GOOD! LAYUP by Masengil, Elizabeth [PNT]	03:20	35-25	H 10	
ASSIST by Johnson, Ashley	03:20			
FOUL by Adams, Jenna (P1T1)	03:07	35-26	H 9	GOOD! FT SHOT by Fields, Chelsee
	03:07	35-27	H 8	GOOD! FT SHOT by Fields, Chelsee
SUB IN : Wells, Elizabeth	03:07			
SUB OUT: Guariola, Alisa	03:07			
GOOD! JUMPER by Adams, Jenna	02:53	37-27	H 10	
	02:32	37-29	H 8	GOOD! LAYUP by Cagle, Loren [PNT]
MISSED 3 PTR by Williams, Sindni	02:14			REBOUND (DEF) by Fields, Chelsee
FOUL by Adams, Jenna (P2T2)	02:14			
SUB IN : Young, Kelsey	02:14			
SUB OUT: Wells, Elizabeth	02:14			
REBOUND (DEF) by Masengil, Elizabeth	01:53			MISSED 3 PTR by Ellenburg, L.
GOOD! JUMPER by Masengil, Elizabeth	01:42	39-29	H 10	
REBOUND (DEF) by Adams, Jenna	01:23			MISSED LAYUP by Fields, Chelsee
MISSED 3 PTR by Masengil, Elizabeth	01:09			REBOUND (DEF) by Easter, Emily
	01:02			MISSED LAYUP by Easter, Emily
	01:02			REBOUND (OFF) by Ellenburg, L.
FOUL by Young, Kelsey (P1T3)	01:01			
SUB IN : Guariola, Alisa	01:01			SUB IN : Follece, Anna
SUB OUT: Young, Kelsey	01:01			SUB OUT: Ellenburg, L.
	00:58	39-31	H 8	GOOD! JUMPER by Smith, Kelli [PNT]
TURNOVR by Johnson, Ashley	00:50			
	00:49			STEAL by Cagle, Loren
	00:45	39-34	H 5	GOOD! 3 PTR by Follece, Anna
	00:45			ASSIST by Cagle, Loren
GOOD! JUMPER by Guariola, Alisa	00:31	41-34	H 7	
	00:03			TURNOVR by Easter, Emily
STEAL by Johnson, Ashley	00:02			
	00:02			FOUL by Easter, Emily (P1T2)

MCMINN CENTRAL 41, DAVID LIPSCOMB 34

4th PERIOD Play-by-Play (Page 1)

HOME TEAM: MCMINN CENTRAL	TIME	SCORE	MAR	VISITORS: DAVID LIPSCOMB
MISSED 3 PTR by Adams, Jenna	07:40			
REBOUND (OFF) by Masengil, Elizabeth	07:40			
GOOD! LAYUP by Masengil, Elizabeth [PNT]	07:37	43-34	H 9	
FOUL by Casteel, Caitlyn (P2T4)	07:16			MISSED FT SHOT by Smith, Kelli
	07:16			REBOUND (OFF) by (DEADBALL)
	07:16	43-35	H 8	GOOD! FT SHOT by Smith, Kelli
GOOD! LAYUP by Adams, Jenna [PNT]	07:06	45-35	H 10	
ASSIST by Masengil, Elizabeth	07:06			
	06:38			TURNOVR by Easter, Emily
	06:38			SUB OUT: Fields, Chelsee
GOOD! JUMPER by Masengil, Elizabeth	06:37	47-35	H 12	

	06:22			SUB IN : Follece, Anna
	05:55			TIMEOUT TEAM
	05:49	47-38	H 9	GOOD! 3 PTR by Cagle, Loren
	05:49			ASSIST by Easter, Emily
TURNOVR by Adams, Jenna	05:11			
	05:11			SUB IN : Fields, Chelsee
	05:11			SUB OUT: Follece, Anna
	05:08			TURNOVR by Cagle, Loren
SUB IN : Williams, Sindni	05:08			
SUB OUT: Casteel, Caitlyn	05:08			
	05:06			FOUL by Fields, Chelsee (P4T3)
GOOD! JUMPER by Adams, Jenna	05:03	49-38	H 11	
ASSIST by Johnson, Ashley	05:03			
	04:42			TURNOVR by Fields, Chelsee
MISSED LAYUP by Guariola, Alisa	04:26			
REBOUND (OFF) by Adams, Jenna	04:26			
GOOD! LAYUP by Adams, Jenna [PNT]	04:23	51-38	H 13	
	04:15			TURNOVR by Smith, Kelli
STEAL by Masengil, Elizabeth	04:13			
TURNOVR by Masengil, Elizabeth	04:11			
	04:09			STEAL by Easter, Emily
	03:58	51-40	H 11	GOOD! LAYUP by Ellenburg, L. [PNT]
	03:58			ASSIST by Easter, Emily
GOOD! JUMPER by Adams, Jenna	03:51	53-40	H 13	
ASSIST by Masengil, Elizabeth	03:51			
	03:27	53-43	H 10	GOOD! 3 PTR by Smith, Kelli
	03:27			ASSIST by Easter, Emily
	03:25			TIMEOUT TEAM
SUB IN : Casteel, Caitlyn	03:25			
SUB OUT: Williams, Sindni	03:25			
GOOD! LAYUP by Guariola, Alisa [PNT]	03:14	55-43	H 12	
ASSIST by Adams, Jenna	03:14			
	02:49			TURNOVR by Follece, Anna
STEAL by Adams, Jenna	02:48			
TURNOVR by Masengil, Elizabeth	02:38			
	02:17	55-44	H 11	GOOD! FT SHOT by Smith, Kelli
FOUL by Guariola, Alisa (P2T5)	02:17	55-45	H 10	GOOD! FT SHOT by Smith, Kelli
SUB IN : Williams, Sindni	02:17			
SUB OUT: Guariola, Alisa	02:17			
GOOD! LAYUP by Adams, Jenna [PNT]	02:08	57-45	H 12	
ASSIST by Williams, Sindni	02:08			
GOOD! FT SHOT by Adams, Jenna	02:07	58-45	H 13	FOUL by Follece, Anna (P1T4)
SUB IN : Wells, Elizabeth	02:07			SUB IN : Follece, Anna
SUB OUT: Casteel, Caitlyn	02:07			SUB OUT: Fields, Chelsee
STEAL by Casteel, Caitlyn	01:44			TURNOVR by Smith, Kelli
TIMEOUT TEAM	01:44			
	01:29			FOUL by Cagle, Loren (P3T5)
GOOD! JUMPER by Masengil, Elizabeth	01:20	60-45	H 15	
ASSIST by Williams, Sindni	01:20			
FOUL by Johnson, Ashley (P3T6)	00:44			
	00:44			SUB IN : Fields, Chelsee
	00:44			SUB OUT: Follece, Anna
	00:32	60-48	H 12	GOOD! 3 PTR by Ellenburg, L.
	00:32			ASSIST by Easter, Emily
GOOD! LAYUP by Casteel, Caitlyn [PNT]	00:21	62-48	H 14	
ASSIST by Williams, Sindni	00:21			
REBOUND (DEF) by (TEAM)	00:12			MISSED LAYUP by Cagle, Loren
SUB IN : Cowart, Taylor	00:11			
SUB IN : Torbett, Cassie	00:11			
SUB OUT: Adams, Jenna	00:11			
SUB OUT: Masengil, Elizabeth	00:11			
TURNOVR by Cowart, Taylor	00:07			STEAL by Fields, Chelsee
SUB IN : Young, Kelsey	00:07			
SUB IN : Casteel, Caitlyn	00:07			
SUB OUT: Johnson, Ashley	00:07			
SUB OUT: Wells, Elizabeth	00:07			
REBOUND (DEF) by Torbett, Cassie	00:04			MISSED JUMPER by Smith, Kelli

Official Basketball Box Score -- 1st Half
DAVID LIPSCOMB vs MCMINN CENTRAL
03/10/11 10:00 AM at Murphy Center (Murfreesboro, TN)

VISITORS: DAVID LIPSCOMB 32-2

##	Player Name		TOT-FG FG-FGA	3-PT FG-FGA	FT-FTA	REBOUNDS OF	DE	TOT	PF	TP	A	TO	BLK	S	MIN
03	Cagle, Loren.....	*	2-3	1-1	1-2	0	2	2	2	6	0	1	0	0	15
10	Easter, Emily.....	*	0-0	0-0	0-0	0	1	1	0	0	4	5	0	1	16
12	Smith, Kelli.....	*	2-7	0-3	1-2	1	3	4	0	5	1	2	0	0	16
34	Ellenburg, L.....	*	0-0	0-0	0-2	0	0	0	3	0	0	0	0	0	4
42	Fields, Chelsee.....	*	0-0	0-0	0-0	0	0	0	2	0	0	1	0	0	6
04	Follece, Anna.....		0-0	0-0	0-0	0	0	0	0	0	0	1	0	1	11
44	Hamby, Stephanie....		2-4	0-0	0-0	0	0	0	2	4	0	1	0	1	12
	TEAM.....					1	1	2							
	Totals.....		6-14	1-4	2-6	2	7	9	9	15	5	11	0	3	80

TOTAL FG% 1st Half: 6-14 42.9%
3-Pt. FG% 1st Half: 1-4 25.0%
F Throw % 1st Half: 2-6 33.3%

HOME TEAM: MCMINN CENTRAL 27-6

##	Player Name		TOT-FG FG-FGA	3-PT FG-FGA	FT-FTA	REBOUNDS OF	DE	TOT	PF	TP	A	TO	BLK	S	MIN
11	Adams, Jenna.....	*	4-7	0-0	1-2	1	3	4	0	9	0	0	1	1	16
12	Johnson, Ashley.....	*	0-0	0-0	0-0	0	0	0	2	0	4	2	0	0	12
21	Casteel, Caitlyn....	*	0-1	0-1	2-2	0	1	1	1	2	0	0	0	0	10
23	Guariola, Alisa.....	*	1-3	1-2	0-0	2	1	3	1	3	0	2	0	0	16
24	Masengil, Elizabeth.	*	1-2	0-0	5-6	1	2	3	2	7	0	4	0	1	13
10	Wells, Elizabeth....		0-0	0-0	0-0	0	0	0	0	0	0	0	0	0	5
14	Williams, Sindni....		2-3	1-2	0-0	0	0	0	0	5	0	0	0	1	6
22	Young, Kelsey.....		0-0	0-0	0-2	0	0	0	0	0	0	0	0	1	2
31	Cowart, Taylor.....		0-0	0-0	0-0	0	0	0	0	0	0	0	0	0	0
34	Torbett, Cassie.....		0-0	0-0	0-0	0	0	0	0	0	0	0	0	0	0
	TEAM.....														
	Totals.....		8-16	2-5	8-12	4	7	11	6	26	4	8	1	4	80

TOTAL FG% 1st Half: 8-16 50.0%
3-Pt. FG% 1st Half: 2-5 40.0%
F Throw % 1st Half: 8-12 66.7%

Officials: Michelle Melton, Lora Selvog, Greg Mathis
Technical fouls: DAVID LIPSCOMB-None. MCMINN CENTRAL-None.
Attendance:

Score by Periods	1st	2nd
DAVID LIPSCOMB.....	10	5
MCMINN CENTRAL.....	15	11

Official Basketball Box Score -- 2nd Half
DAVID LIPSCOMB vs MCMINN CENTRAL
03/10/11 10:00 AM at Murphy Center (Murfreesboro, TN)

VISITORS: DAVID LIPSCOMB 32-2

##	Player Name		TOT-FG FG-FGA	3-PT FG-FGA	FT-FTA	REBOUNDS OF	DE	TOT	PF	TP	A	TO	BLK	S	MIN
03	Cagle, Loren.....	*	4-5	1-1	0-0	0	0	0	1	9	1	1	0	1	16
10	Easter, Emily.....	*	1-2	0-0	0-0	1	1	2	1	2	6	2	0	1	16
12	Smith, Kelli.....	*	2-3	1-1	3-4	0	0	0	0	8	2	2	0	0	16
34	Ellenburg, L.....	*	2-4	1-3	0-0	1	1	2	0	5	0	0	0	0	15
42	Fields, Chelsee.....	*	2-3	0-0	2-2	0	2	2	2	6	0	1	0	1	13
04	Follece, Anna.....		1-1	1-1	0-0	0	0	0	1	3	0	1	0	0	4
44	Hamby, Stephanie....		0-0	0-0	0-0	0	0	0	0	0	0	0	0	0	0
	TEAM.....														
	Totals.....		12-18	4-6	5-6	2	4	6	5	33	9	7	0	3	80

TOTAL FG% 1st Half: 6-14 42.9% 2nd Half: 12-18 66.7% Game: 56.3%
3-Pt. FG% 1st Half: 1-4 25.0% 2nd Half: 4-6 66.7% Game: 50.0%
F Throw % 1st Half: 2-6 33.3% 2nd Half: 5-6 83.3% Game: 58.3%

HOME TEAM: MCMINN CENTRAL 27-6

##	Player Name		TOT-FG FG-FGA	3-PT FG-FGA	FT-FTA	REBOUNDS OF	DE	TOT	PF	TP	A	TO	BLK	S	MIN
11	Adams, Jenna.....	*	6-8	0-1	2-3	2	1	3	2	14	1	1	0	1	16
12	Johnson, Ashley.....	*	0-0	0-0	0-0	0	0	0	1	0	2	1	0	1	16
21	Casteel, Caitlyn....	*	1-2	0-1	0-0	0	0	0	1	2	0	0	0	1	7
23	Guariola, Alisa.....	*	3-4	0-0	0-0	0	0	0	1	6	0	0	0	0	12
24	Masengil, Elizabeth.	*	7-8	0-1	0-0	1	1	2	0	14	2	2	0	1	16
10	Wells, Elizabeth....		0-0	0-0	0-0	0	0	0	0	0	0	0	0	0	3
14	Williams, Sindni....		0-1	0-1	0-0	0	0	0	0	0	4	0	0	0	9
22	Young, Kelsey.....		0-0	0-0	0-0	0	0	0	1	0	0	0	0	0	1
31	Cowart, Taylor.....		0-0	0-0	0-0	0	0	0	0	0	0	1	0	0	0+
34	Torbett, Cassie.....		0-0	0-0	0-0	0	1	1	0	0	0	0	0	0	0+
	TEAM.....						1	1							
	Totals.....		17-23	0-4	2-3	3	4	7	6	36	9	5	0	4	80

TOTAL FG% 1st Half: 8-16 50.0% 2nd Half: 17-23 73.9% Game: 64.1%
3-Pt. FG% 1st Half: 2-5 40.0% 2nd Half: 0-4 0.0% Game: 22.2%
F Throw % 1st Half: 8-12 66.7% 2nd Half: 2-3 66.7% Game: 66.7%

Officials: Michelle Melton, Lora Selvog, Greg Mathis
Technical fouls: DAVID LIPSCOMB-None. MCMINN CENTRAL-None.
Attendance:

Score by Periods	1st	2nd	3rd	4th
DAVID LIPSCOMB.....	10	5	19	14
MCMINN CENTRAL.....	15	11	15	21

2007 Class AA State Girls' Basketball Tournament

March 7 - March 10, 2007 · Middle Tennessee State University - Murfreesboro

Game 1
Wed. Mar. 7 7:00 PM

Stone Memorial (28-7)	52
Marshall Co. (23-9)	60

Game 2
Wed. Mar. 7 8:30 PM

Livingston Academy (28-8)	46
Booker T. Washington (30-6)	37

Game 3
Thu. Mar. 8 11:00 AM

Austin-East (34-3)	46
David Lipscomb (31-4)	45

Game 4
Thu. Mar. 8 12:30 PM

Upperman (34-3)	48
J. North Side (28-2)	46

Game 5
Fri. Mar. 9 2:00 PM

Marshall Co.	41
Livingston Academy	32

Game 6
Fri. Mar. 9 5:30 PM

Austin-East	60
Upperman	52

Game 7
Sat. Mar. 10 6:45 PM

Marshall Co.	43
Austin-East	57

Austin-East
STATE CHAMPION

Official Basketball Box Score
DAVID LIPSCOMB HIGH SCHOOL vs Austin East HIGH SCHOOL
03/08/07 11:00 AM at Murfreesboro, TN

VISITORS: DAVID LIPSCOMB HIGH SCHOOL 31-5

##	Player Name		TOT-FG FG-FGA	3-PT FG-FGA	FT-FTA	REBOUNDS OF	DE	TOT	PF	TP	A	TO	BLK	S	MIN
12	Ellen Ross.....	*	0-4	0-1	0-2	2	4	6	3	0	3	8	0	0	42
22	Julia Roller.....	*	4-7	1-4	1-4	1	5	6	2	10	2	5	0	0	56
25	Kara Briley.....	*	7-12	0-0	2-2	3	5	8	1	16	0	2	0	1	45
32	Laura Bennett.....	*	3-4	0-0	3-4	1	5	6	1	9	1	4	0	3	53
33	Hannah Pennington...	*	4-9	0-2	2-2	2	5	7	1	10	3	4	1	1	53
04	Chandler Slater.....		0-0	0-0	0-0	0	0	0	0	0	0	0	0	1	0
23	Somer Ellis.....		0-4	0-0	0-0	2	2	4	6	0	2	4	0	0	0
44	Caroline Eubanks....		0-1	0-0	0-0	0	0	0	3	0	0	0	0	0	11
	TEAM.....						1	1							
	Totals.....		18-41	1-7	8-14	11	27	38	17	45	11	27	1	6	260

TOTAL FG% 1st Half: 8-25 32.0% 2nd Half: 10-16 62.5% Game: 43.9% DEADB
3-Pt. FG% 1st Half: 0-5 0.0% 2nd Half: 1-2 50.0% Game: 14.3% REBS
F Throw % 1st Half: 7-8 87.5% 2nd Half: 1-6 16.7% Game: 57.1% 4

HOME TEAM: Austin East HIGH SCHOOL 35-3

##	Player Name		TOT-FG FG-FGA	3-PT FG-FGA	FT-FTA	REBOUNDS OF	DE	TOT	PF	TP	A	TO	BLK	S	MIN
03	Britteny Allen.....	*	0-5	0-5	0-2	3	1	4	1	0	0	3	0	2	44
04	La Krystal Goss.....	*	6-18	1-7	4-5	3	2	5	2	17	2	4	0	5	55
21	Symone Evans.....	*	1-6	0-0	3-4	3	0	3	1	5	0	0	0	1	36
22	Shyminicka Marsh....	*	4-12	0-4	1-1	2	1	3	4	9	3	4	0	4	30
23	Tiffanie Isom.....	*	4-8	0-0	1-4	7	4	11	3	9	0	2	4	4	55
11	Janae Anderson.....		1-3	0-1	0-0	0	0	0	1	2	0	0	0	0	15
12	Antrece Taylor.....		2-11	0-1	0-0	2	1	3	1	4	0	1	0	1	34
33	Mercedes Blair.....		0-3	0-0	0-0	2	1	3	0	0	0	0	0	0	2
45	Mercedes Smith.....		0-0	0-0	0-0	0	1	1	1	0	0	0	0	1	25
	TEAM.....					3	1	4							
	Totals.....		18-66	1-18	9-16	25	12	37	14	46	5	14	4	18	296

TOTAL FG% 1st Half: 7-31 22.6% 2nd Half: 11-35 31.4% Game: 27.3% DEADB
3-Pt. FG% 1st Half: 0-11 0.0% 2nd Half: 1-7 14.3% Game: 5.6% REBS
F Throw % 1st Half: 5-9 55.6% 2nd Half: 4-7 57.1% Game: 56.3% 3

Officials: Shonta Burton, Greg Geren, Danny Joyner
Technical fouls: DAVID LIPSCOMB HIGH SCHOOL-None. Austin East HIGH SCHOOL-None.
Attendance:

Score by Periods	1st	2nd	3rd	4th		Total
DAVID LIPSCOMB HIGH SCHOOL....	8	15	10	12	-	45
Austin East HIGH SCHOOL.....	9	10	14	13	-	46

Play-by-Play
DAVID LIPSCOMB HIGH SCHOOL vs Austin East HIGH SCHOOL
03/08/07 11:00 AM at Murfreesboro, TN

1st PERIOD Play-by-Play (Page 1)

HOME TEAM: Austin East HIGH SCH	TIME	SCORE	MAR	VISITORS: DAVID LIPSCOMB HIGH
MISSED JUMPER by Symone Evans	07:42			
REBOUND (OFF) by (TEAM)	07:42			
GOOD! JUMPER by La Krystal Goss	07:35	2-0	H 2	
ASSIST by Shyminicka Marsh	07:35			
	07:11			TURNOVR by Kara Briley
STEAL by La Krystal Goss	07:09			
GOOD! FT SHOT by Symone Evans	06:55	3-0	H 3	FOUL by Hannah Pennington
GOOD! FT SHOT by Symone Evans	06:55	4-0	H 4	
	06:28			TURNOVR by Kara Briley
STEAL by Tiffanie Isom	06:27			
TURNOVR by Britteny Allen	06:10			
	06:09			STEAL by Hannah Pennington
FOUL by Shyminicka Marsh	06:04			
REBOUND (DEF) by La Krystal Goss	05:58			MISSED 3 PTR by Ellen Ross
GOOD! JUMPER by La Krystal Goss	05:50	6-0	H 6	
	05:48			TIMEOUT 30sec
	05:24	6-2	H 4	GOOD! JUMPER by Kara Briley
	05:24			ASSIST by Laura Bennett
MISSED 3 PTR by Shyminicka Marsh	05:02			REBOUND (DEF) by Hannah Pennington
REBOUND (DEF) by Britteny Allen	04:55			MISSED 3 PTR by Julia Roller
MISSED 3 PTR by Britteny Allen	04:39			
REBOUND (OFF) by La Krystal Goss	04:33			
MISSED JUMPER by Symone Evans	04:28			REBOUND (DEF) by Kara Briley
BLOCK by Tiffanie Isom	03:46			MISSED JUMPER by Ellen Ross
REBOUND (DEF) by Tiffanie Isom	03:46			
MISSED JUMPER by La Krystal Goss	03:44			REBOUND (DEF) by Julia Roller
STEAL by Shyminicka Marsh	03:42			TURNOVR by Julia Roller
SUB IN : Somer Ellis	03:42			
SUB OUT: Ellen Ross	03:42			
TURNOVR by Shyminicka Marsh	03:40			
FOUL by Shyminicka Marsh	03:35			
	03:35			SUB IN : Antrece Taylor
	03:35			SUB IN : Mercedes Smith
	03:35			SUB OUT: Shyminicka Marsh
	03:35			SUB OUT: Symone Evans
BLOCK by Tiffanie Isom	03:29			MISSED JUMPER by Kara Briley
	03:27			REBOUND (OFF) by Kara Briley
BLOCK by Tiffanie Isom	03:25			MISSED JUMPER by Kara Briley
REBOUND (DEF) by La Krystal Goss	03:22			
GOOD! JUMPER by La Krystal Goss	03:18	8-2	H 6	
GOOD! FT SHOT by La Krystal Goss	03:18	9-2	H 7	FOUL by Julia Roller
	03:12	9-4	H 5	GOOD! LAYUP by Hannah Pennington [PNT]
	03:12			ASSIST by Somer Ellis
	02:40			MISSED JUMPER by Hannah Pennington
	02:40			REBOUND (OFF) by Ellen Ross
STEAL by La Krystal Goss	02:20			TURNOVR by Laura Bennett
MISSED JUMPER by La Krystal Goss	02:15			REBOUND (DEF) by Julia Roller
	02:13			TURNOVR by Ellen Ross
MISSED 3 PTR by Britteny Allen	01:56			REBOUND (DEF) by (TEAM)
MISSED 3 PTR by La Krystal Goss	01:45			REBOUND (DEF) by Kara Briley
FOUL by Mercedes Smith	01:45			
	01:44	9-6	H 3	GOOD! JUMPER by Kara Briley
MISSED JUMPER by Mercedes Blair	01:23			REBOUND (DEF) by Julia Roller
	01:08			TURNOVR by Julia Roller
STEAL by Britteny Allen	01:07			
TURNOVR by Britteny Allen	01:04			
SUB IN : Caroline Eubanks	01:04			
SUB OUT: Kara Briley	01:04			
REBOUND (DEF) by Tiffanie Isom	00:50			MISSED JUMPER by Caroline Eubanks
MISSED 3 PTR by Antrece Taylor	00:27			
REBOUND (OFF) by Tiffanie Isom	00:27			
TURNOVR by Tiffanie Isom	00:25			STEAL by Laura Bennett
	00:25			SUB IN : Janae Anderson
	00:25			SUB OUT: Britteny Allen
	00:03			MISSED 3 PTR by Julia Roller

	00:03			REBOUND (OFF) by Laura Bennett
FOUL by Janae Anderson	00:03			
	00:02			MISSED 3 PTR by Julia Roller
	00:00	9-7	H 2	GOOD! FT SHOT by Laura Bennett
	00:00	9-8	H 1	GOOD! FT SHOT by Laura Bennett

Austin East HIGH SCHOOL 9, DAVID LIPSCOMB HIGH SCHOOL 8

2nd PERIOD Play-by-Play (Page 1)

HOME TEAM: Austin East HIGH SCH	TIME	SCORE	MAR	VISITORS: DAVID LIPSCOMB HIGH
MISSED JUMPER by La Krystal Goss	07:56			
REBOUND (OFF) by La Krystal Goss	07:56			
MISSED 3 PTR by Shyminicka Marsh	07:53			
REBOUND (OFF) by Symone Evans	07:53			
MISSED FT SHOT by Symone Evans	07:36			FOUL by Caroline Eubanks
GOOD! FT SHOT by Symone Evans	07:36	10-8	H 2	
SUB IN : Somer Ellis	07:36			
SUB OUT: Laura Bennett	07:36			
	07:32			MISSED JUMPER by Hannah Pennington
	07:32			REBOUND (OFF) by Hannah Pennington
	07:27	10-10	T 1	GOOD! JUMPER by Hannah Pennington [PNT]
FOUL by Shyminicka Marsh	07:12			
TURNOVR by Shyminicka Marsh	07:12			
	07:12			SUB IN : Mercedes Blair
	07:12			SUB IN : Janae Anderson
	07:12			SUB OUT: Shyminicka Marsh
	07:12			SUB OUT: Symone Evans
	07:04			TURNOVR by Somer Ellis
STEAL by La Krystal Goss	07:02			
	06:57			FOUL by Somer Ellis
MISSED 3 PTR by Janae Anderson	06:34			REBOUND (DEF) by Somer Ellis
	06:23			MISSED 3 PTR by Hannah Pennington
	06:23			REBOUND (OFF) by Somer Ellis
FOUL by Tiffanie Isom	06:16			MISSED FT SHOT by Julia Roller
	06:16			REBOUND (OFF) by (DEADBALL)
	06:16	10-11	V 1	GOOD! FT SHOT by Julia Roller
SUB IN : Laura Bennett	06:16			
SUB OUT: Somer Ellis	06:16			
GOOD! JUMPER by Janae Anderson	05:56	12-11	H 1	
	05:36	12-13	V 1	GOOD! JUMPER by Kara Briley [PNT]
	05:09			SUB IN : Mercedes Smith
	05:09			SUB OUT: Mercedes Blair
MISSED JUMPER by Janae Anderson	05:05			
REBOUND (OFF) by Tiffanie Isom	05:05			
MISSED JUMPER by Tiffanie Isom	04:58			REBOUND (DEF) by Laura Bennett
	04:52			MISSED JUMPER by Ellen Ross
	04:52			REBOUND (OFF) by Kara Briley
	04:41			MISSED JUMPER by Kara Briley
	04:41			REBOUND (OFF) by Hannah Pennington
	04:38			MISSED JUMPER by Hannah Pennington
	04:38			REBOUND (OFF) by Kara Briley
FOUL by Tiffanie Isom	04:37	12-14	V 2	GOOD! FT SHOT by Hannah Pennington
	04:37	12-15	V 3	GOOD! FT SHOT by Hannah Pennington
	04:37			SUB IN : Symone Evans
	04:37			SUB OUT: Tiffanie Isom
MISSED 3 PTR by La Krystal Goss	04:25			
REBOUND (OFF) by Symone Evans	04:25			
MISSED JUMPER by Symone Evans	04:20			REBOUND (DEF) by Kara Briley
FOUL by Symone Evans	04:20	12-16	V 4	GOOD! FT SHOT by Kara Briley
	04:20	12-17	V 5	GOOD! FT SHOT by Kara Briley
	04:20			SUB IN : Antrece Taylor
	04:20			SUB OUT: Janae Anderson
TURNOVR by La Krystal Goss	04:03			
	04:01			STEAL by Laura Bennett
	03:45	12-19	V 7	GOOD! JUMPER by Kara Briley
	03:45			ASSIST by Julia Roller
TIMEOUT TEAM	03:33			
	03:33			SUB IN : Tiffanie Isom
	03:33			SUB OUT: Symone Evans
MISSED JUMPER by Antrece Taylor	03:29			REBOUND (DEF) by Kara Briley

	03:20			MISSED JUMPER by Ellen Ross
	03:20			REBOUND (OFF) by Ellen Ross
	03:16			TURNOVR by Ellen Ross
STEAL by Mercedes Smith	03:15			
GOOD! FT SHOT by Tiffanie Isom	03:09	13-19	V 6	FOUL by Kara Briley
MISSED FT SHOT by Tiffanie Isom	03:09			REBOUND (DEF) by Laura Bennett
SUB IN : Caroline Eubanks	03:09			
SUB IN : Somer Ellis	03:09			
SUB OUT: Kara Briley	03:09			
SUB OUT: Hannah Pennington	03:09			
	03:02			TURNOVR by Ellen Ross
TURNOVR by Antrece Taylor	03:02			
	03:02			TURNOVR by Ellen Ross
	02:48			TURNOVR by Ellen Ross
	02:34			FOUL by Caroline Eubanks
MISSED 3 PTR by Britteny Allen	02:26			REBOUND (DEF) by Julia Roller
BLOCK by Tiffanie Isom	02:15			MISSED JUMPER by Somer Ellis
REBOUND (DEF) by Mercedes Smith	02:15			
TURNOVR by La Krystal Goss	01:58			
SUB IN : Kara Briley	01:58			
SUB IN : Hannah Pennington	01:58			
SUB OUT: Ellen Ross	01:58			
SUB OUT: Laura Bennett	01:58			
SUB OUT: Caroline Eubanks	01:58			
SUB OUT: Somer Ellis	01:58			
TURNOVR by Tiffanie Isom	01:57			
	01:56			STEAL by Chandler Slater
	01:44	13-21	V 8	GOOD! JUMPER by Julia Roller [PNT]
GOOD! JUMPER by Antrece Taylor	01:40	15-21	V 6	
MISSED 3 PTR by La Krystal Goss	01:32			
REBOUND (OFF) by Antrece Taylor	01:32			
GOOD! JUMPER by Antrece Taylor	01:24	17-21	V 4	
	01:10	17-23	V 6	GOOD! JUMPER by Laura Bennett
	01:10			ASSIST by Julia Roller
MISSED JUMPER by Tiffanie Isom	00:53			
REBOUND (OFF) by Britteny Allen	00:53			
GOOD! LAYUP by Tiffanie Isom [PNT]	00:45	19-23	V 4	
ASSIST by La Krystal Goss	00:45			
	00:32			TURNOVR by Somer Ellis
STEAL by Antrece Taylor	00:31			
MISSED JUMPER by Antrece Taylor	00:29			
REBOUND (OFF) by Britteny Allen	00:29			
MISSED FT SHOT by Britteny Allen	00:29			FOUL by Somer Ellis
REBOUND (OFF) by (DEADBALL)	00:29			
MISSED FT SHOT by Britteny Allen	00:29			
REBOUND (OFF) by Tiffanie Isom	00:29			
MISSED JUMPER by Antrece Taylor	00:26			BLOCK by Hannah Pennington
REBOUND (OFF) by Antrece Taylor	00:24			
MISSED 3 PTR by Britteny Allen	00:20			REBOUND (DEF) by Julia Roller
SUB IN : Laura Bennett	00:09			
SUB IN : Somer Ellis	00:09			

DAVID LIPSCOMB HIGH SCHOOL 23, Austin East HIGH SCHOOL 19

3rd PERIOD Play-by-Play (Page 1)

HOME TEAM: Austin East HIGH SCH	TIME	SCORE	MAR	VISITORS: DAVID LIPSCOMB HIGH
TURNOVR by Shyminicka Marsh	07:43			
	07:26	19-26	V 7	GOOD! 3 PTR by Julia Roller
	07:26			ASSIST by Hannah Pennington
GOOD! 3 PTR by La Krystal Goss	07:10	22-26	V 4	
ASSIST by Shyminicka Marsh	07:10			
	06:48	22-28	V 6	GOOD! JUMPER by Kara Briley
	06:48			ASSIST by Ellen Ross
MISSED 3 PTR by Britteny Allen	06:34			
REBOUND (OFF) by La Krystal Goss	06:34			
MISSED 3 PTR by La Krystal Goss	06:27			
REBOUND (OFF) by Tiffanie Isom	06:27			
GOOD! JUMPER by Tiffanie Isom [PNT]	06:23	24-28	V 4	
	06:05			TURNOVR by Hannah Pennington
STEAL by La Krystal Goss	06:04			
GOOD! JUMPER by Shyminicka Marsh	06:00	26-28	V 2	

	05:46	26-30	V 4	GOOD! JUMPER by Julia Roller
MISSED 3 PTR by La Krystal Goss	05:29			
REBOUND (OFF) by Britteny Allen	05:29			
MISSED JUMPER by Shyminicka Marsh	05:17			REBOUND (DEF) by Hannah Pennington
FOUL by Tiffanie Isom	05:09			MISSED FT SHOT by Laura Bennett
	05:09			REBOUND (OFF) by (DEADBALL)
	05:09	26-31	V 5	GOOD! FT SHOT by Laura Bennett
TURNOVR by Shyminicka Marsh	04:49			
	04:48			STEAL by Kara Briley
	04:43			TURNOVR by Ellen Ross
STEAL by Tiffanie Isom	04:41			
MISSED JUMPER by La Krystal Goss	04:37			
REBOUND (OFF) by Tiffanie Isom	04:37			
GOOD! JUMPER by Tiffanie Isom [PNT]	04:33	28-31	V 3	
	04:28			TIMEOUT TEAM
	04:03	28-33	V 5	GOOD! JUMPER by Laura Bennett [PNT]
GOOD! JUMPER by Shyminicka Marsh	03:48	30-33	V 3	
	03:40			TURNOVR by Julia Roller
STEAL by Tiffanie Isom	03:34			
GOOD! JUMPER by Shyminicka Marsh	03:31	32-33	V 1	
REBOUND (DEF) by Tiffanie Isom	03:16			MISSED JUMPER by Kara Briley
MISSED FT SHOT by Tiffanie Isom	03:06			FOUL by Laura Bennett
REBOUND (OFF) by (DEADBALL)	03:06			
MISSED FT SHOT by Tiffanie Isom	03:06			REBOUND (DEF) by Laura Bennett
SUB IN : Somer Ellis	03:06			SUB IN : Antrece Taylor
SUB OUT: Hannah Pennington	03:06			SUB OUT: La Krystal Goss
REBOUND (DEF) by Shyminicka Marsh	02:56			MISSED JUMPER by Laura Bennett
MISSED JUMPER by Antrece Taylor	02:49			
REBOUND (OFF) by Symone Evans	02:49			
MISSED JUMPER by Symone Evans	02:46			REBOUND (DEF) by Ellen Ross
	02:40			MISSED JUMPER by Kara Briley
	02:40			REBOUND (OFF) by Julia Roller
FOUL by Antrece Taylor	02:39			MISSED FT SHOT by Julia Roller
	02:39			REBOUND (OFF) by (DEADBALL)
REBOUND (DEF) by Tiffanie Isom	02:39			MISSED FT SHOT by Julia Roller
MISSED JUMPER by Shyminicka Marsh	02:22			
REBOUND (OFF) by (TEAM)	02:22			
	02:20			SUB IN : La Krystal Goss
	02:20			SUB OUT: Britteny Allen
MISSED JUMPER by La Krystal Goss	02:18			REBOUND (DEF) by Kara Briley
	02:06			TURNOVR by Laura Bennett
FOUL by La Krystal Goss	02:01			
TURNOVR by La Krystal Goss	02:01			
REBOUND (DEF) by (TEAM)	01:48			MISSED JUMPER by Somer Ellis
	01:28			FOUL by Somer Ellis
MISSED JUMPER by Antrece Taylor	01:20			
REBOUND (OFF) by (TEAM)	01:20			
SUB IN : Hannah Pennington	01:19			
SUB OUT: Somer Ellis	01:19			
MISSED JUMPER by Tiffanie Isom	01:18			
REBOUND (OFF) by Tiffanie Isom	01:18			
MISSED FT SHOT by La Krystal Goss	01:09			FOUL by Ellen Ross
REBOUND (OFF) by (DEADBALL)	01:09			
GOOD! FT SHOT by La Krystal Goss	01:09	33-33	T 2	
SUB IN : Caroline Eubanks	01:09			
SUB OUT: Kara Briley	01:09			
	00:58			TIMEOUT 30sec
	00:56			TURNOVR by Ellen Ross
STEAL by Shyminicka Marsh	00:54			
MISSED LAYUP by Antrece Taylor	00:52			REBOUND (DEF) by Hannah Pennington
REBOUND (DEF) by Antrece Taylor	00:07			MISSED 3 PTR by Hannah Pennington
	00:01			FOUL by Caroline Eubanks

Austin East HIGH SCHOOL 33, DAVID LIPSCOMB HIGH SCHOOL 33

4th PERIOD Play-by-Play (Page 1)

HOME TEAM: Austin East HIGH SCH	TIME	SCORE	MAR	VISITORS: DAVID LIPSCOMB HIGH
	08:00			SUB IN : Antrece Taylor
	08:00			SUB OUT: Britteny Allen
	07:54			TURNOVR by Hannah Pennington
STEAL by Shyminicka Marsh	07:53			

MISSED LAYUP by Symone Evans	07:51			
REBOUND (OFF) by Shyminicka Marsh	07:51			
MISSED JUMPER by Shyminicka Marsh	07:47			
REBOUND (OFF) by Tiffanie Isom	07:47			
MISSED 3 PTR by Shyminicka Marsh	07:27			REBOUND (DEF) by Ellen Ross
	07:11			TURNOVR by Laura Bennett
STEAL by La Krystal Goss	07:08			
GOOD! LAYUP by La Krystal Goss [FB/PNT]	07:07	35-33	H 2	
	06:29	35-35	T 3	GOOD! JUMPER by Kara Briley
MISSED 3 PTR by Shyminicka Marsh	06:12			REBOUND (DEF) by Hannah Pennington
STEAL by Symone Evans	06:07			TURNOVR by Hannah Pennington
	06:07			SUB IN : Britteny Allen
	06:07			SUB OUT: Antrece Taylor
TURNOVR by Britteny Allen	05:44			
	05:43			STEAL by Laura Bennett
	05:41			TURNOVR by Hannah Pennington
STEAL by Shyminicka Marsh	05:40			
GOOD! JUMPER by Symone Evans	05:36	37-35	H 2	
ASSIST by Shyminicka Marsh	05:36			
	05:22	37-37	T 4	GOOD! JUMPER by Hannah Pennington
GOOD! JUMPER by Tiffanie Isom	05:11	39-37	H 2	
ASSIST by La Krystal Goss	05:11			
	04:59			TURNOVR by Laura Bennett
STEAL by Britteny Allen	04:58			
MISSED JUMPER by La Krystal Goss	04:54			
REBOUND (OFF) by Shyminicka Marsh	04:54			
MISSED JUMPER by Shyminicka Marsh	04:51			REBOUND (DEF) by Laura Bennett
FOUL by Shyminicka Marsh	04:47			
	04:47			SUB IN : Antrece Taylor
	04:47			SUB OUT: Shyminicka Marsh
	04:33	39-39	T 5	GOOD! JUMPER by Laura Bennett
	04:33			ASSIST by Hannah Pennington
MISSED 3 PTR by La Krystal Goss	04:16			REBOUND (DEF) by Ellen Ross
	04:10	39-41	V 2	GOOD! LAYUP by Hannah Pennington [PNT]
	04:10			ASSIST by Ellen Ross
GOOD! JUMPER by La Krystal Goss	03:58	41-41	T 6	
	03:47			TURNOVR by Julia Roller
STEAL by Tiffanie Isom	03:45			
MISSED JUMPER by Antrece Taylor	03:30			REBOUND (DEF) by Ellen Ross
GOOD! FT SHOT by Shyminicka Marsh	00:44	42-41	H 1	
	00:36			TIMEOUT TEAM
GOOD! JUMPER by Shyminicka Marsh	00:44	44-41	H 3	
	00:44			FOUL by Ellen Ross
	00:55			TIMEOUT TEAM
MISSED JUMPER by Antrece Taylor	01:05			
REBOUND (OFF) by Mercedes Blair	01:05			
MISSED JUMPER by Mercedes Blair	01:05			REBOUND (DEF) by Hannah Pennington
	00:19	44-43	H 1	GOOD! JUMPER by Kara Briley
	00:19			ASSIST by Ellen Ross
SUB IN : Somer Ellis	00:07			
SUB OUT: Hannah Pennington	00:07			
SUB IN : Hannah Pennington	00:06			SUB IN : Shyminicka Marsh
SUB OUT: Ellen Ross	00:06			SUB IN : Mercedes Blair
	00:06			SUB OUT: Antrece Taylor
	00:06			SUB OUT: Symone Evans
	00:04			FOUL by Ellen Ross
GOOD! FT SHOT by La Krystal Goss	00:06	45-43	H 2	FOUL by Julia Roller
GOOD! FT SHOT by La Krystal Goss	00:06	46-43	H 3	
	00:06	46-45	H 1	GOOD! JUMPER by Julia Roller
	00:06			ASSIST by Hannah Pennington
FOUL by Britteny Allen	02:54			MISSED FT SHOT by Ellen Ross
	02:54			REBOUND (OFF) by (DEADBALL)
REBOUND (DEF) by Mercedes Blair	02:54			MISSED FT SHOT by Ellen Ross
FOUL by La Krystal Goss	02:08			
TURNOVR by La Krystal Goss	02:08			
	02:01			TURNOVR by Ellen Ross
MISSED JUMPER by Tiffanie Isom	01:52			
REBOUND (OFF) by Mercedes Blair	01:52			
MISSED JUMPER by Mercedes Blair	01:52			REBOUND (DEF) by Laura Bennett
	01:46			TURNOVR by Julia Roller

Official Basketball Box Score -- 1st Half
DAVID LIPSCOMB HIGH SCHOOL vs Austin East HIGH SCHOOL
03/08/07 11:00 AM at Murfreesboro, TN

VISITORS: DAVID LIPSCOMB HIGH SCHOOL 31-5

##	Player Name		TOT-FG FG-FGA	3-PT FG-FGA	FT-FTA	REBOUNDS OF	DE	TOT	PF	TP	A	TO	BLK	S	MIN
12	Ellen Ross.....	*	0-4	0-1	0-0	2	0	2	0	0	0	5	0	0	26
22	Julia Roller.....	*	1-4	0-3	1-2	0	5	5	1	3	2	2	0	0	40
25	Kara Briley.....	*	4-7	0-0	2-2	3	4	7	1	10	0	2	0	0	30
32	Laura Bennett.....	*	1-1	0-0	2-2	1	2	3	0	4	1	1	0	2	37
33	Hannah Pennington...	*	2-6	0-1	2-2	2	1	3	1	6	0	0	1	1	39
04	Chandler Slater.....		0-0	0-0	0-0	0	0	0	0	0	0	0	0	1	0
23	Somer Ellis.....		0-2	0-0	0-0	2	2	4	4	0	2	4	0	0	0
44	Caroline Eubanks....		0-1	0-0	0-0	0	0	0	2	0	0	0	0	0	10
	TEAM.....						1	1							
	Totals.....		8-25	0-5	7-8	10	15	25	9	23	5	14	1	4	182

TOTAL FG% 1st Half: 8-25 32.0%
3-Pt. FG% 1st Half: 0-5 0.0%
F Throw % 1st Half: 7-8 87.5%

HOME TEAM: Austin East HIGH SCHOOL 35-3

##	Player Name		TOT-FG FG-FGA	3-PT FG-FGA	FT-FTA	REBOUNDS OF	DE	TOT	PF	TP	A	TO	BLK	S	MIN
03	Britteny Allen.....	*	0-4	0-4	0-2	2	1	3	0	0	0	2	0	1	32
04	La Krystal Goss.....	*	3-9	0-3	1-1	2	2	4	0	7	1	2	0	3	40
21	Symone Evans.....	*	0-3	0-0	3-4	2	0	2	1	3	0	0	0	0	20
22	Shyminicka Marsh....	*	0-2	0-2	0-0	0	0	0	3	0	1	2	0	1	19
23	Tiffanie Isom.....	*	1-3	0-0	1-2	3	2	5	2	3	0	2	4	1	39
11	Janae Anderson.....		1-3	0-1	0-0	0	0	0	1	2	0	0	0	0	15
12	Antrece Taylor.....		2-6	0-1	0-0	2	0	2	0	4	0	1	0	1	24
33	Mercedes Blair.....		0-1	0-0	0-0	0	0	0	0	0	0	0	0	0	2
45	Mercedes Smith.....		0-0	0-0	0-0	0	1	1	1	0	0	0	0	1	25
	TEAM.....					1		1							
	Totals.....		7-31	0-11	5-9	12	6	18	8	19	2	9	4	8	216

TOTAL FG% 1st Half: 7-31 22.6%
3-Pt. FG% 1st Half: 0-11 0.0%
F Throw % 1st Half: 5-9 55.6%

Officials: Shonta Burton, Greg Geren, Danny Joyner
Technical fouls: DAVID LIPSCOMB HIGH SCHOOL-None. Austin East HIGH SCHOOL-None.
Attendance:

Score by Periods	1st	2nd
DAVID LIPSCOMB HIGH SCHOOL....	8	15
Austin East HIGH SCHOOL.....	9	10

2005 Class AA State Girls' Basketball Tournament

March 16 - March 19, 2005 · Middle Tennessee State University - Murfreesboro

Game 1
Wed. Mar. 9 7:00 PM
2OT

Austin-East (29-4)	71
Obion Co. (25-7)	65

Game 2
Wed. Mar. 9 8:30 PM

Bolivar Central (25-7)	64
David Lipscomb (29-4)	59

Game 3
Thu. Mar. 10 11:00 AM

Walker Valley (30-4)	69
Westview (33-5)	57

Game 4
Thu. Mar. 10 12:30 PM

Chester Co. (26-6)	38
Elizabethton (30-5)	29

Game 5
Fri. Mar. 11 2:00 PM

Austin-East	77
Bolivar Central	55

Game 6
Fri. Mar. 11 5:30 PM

Walker Valley	38
Chester Co.	58

Game 7
Sat. Mar. 12 6:45 PM

Austin-East	42
Chester Co.	47

Chester Co.
STATE CHAMPION

Official Basketball Box Score
David Lipscomb High School vs Bolivar Central High School
03/09/05 9:00 p.m. at Murphy Center, Murfreesboro, Tenn.

VISITORS: David Lipscomb High School 29-5

##	Player Name		TOT-FG FG-FGA	3-PT FG-FGA	FT-FTA	REBOUNDS OF	DE	TOT	PF	TP	A	TO	BLK	S	MIN
04	Jessica Gwinn.....	*	0-3	0-0	0-1	1	0	1	0	0	0	0	0	0	13
20	Lindsey Haislip.....	*	0-3	0-3	2-2	1	3	4	0	2	1	2	0	2	30
22	Karen Dorris.....	*	5-14	2-4	4-6	4	2	6	4	16	1	3	1	1	32
32	Miriam McAlister....	*	8-14	0-0	6-7	3	5	8	4	22	0	0	3	1	32
33	Hannah Pennington...	*	2-4	1-1	0-0	1	0	1	1	5	2	1	1	0	18
12	Ellen Ross.....		1-3	0-0	2-3	0	2	2	2	4	3	1	0	1	14
15	Katie Hunt.....		0-0	0-0	0-0	0	0	0	1	0	0	1	0	0	3
23	Sara Eatherly.....		4-7	1-3	1-2	3	2	5	2	10	2	1	0	1	18
42	Julia Roller.....		0-1	0-1	0-0	0	0	0	0	0	0	0	0	0	0
	TEAM.....					1		1							
	Totals.....		20-49	4-12	15-21	14	14	28	14	59	9	9	5	6	160

TOTAL FG% 1st Half: 9-22 40.9% 2nd Half: 11-27 40.7% Game: 40.8% DEADB
3-Pt. FG% 1st Half: 2-5 40.0% 2nd Half: 2-7 28.6% Game: 33.3% REBS
F Throw % 1st Half: 9-13 69.2% 2nd Half: 6-8 75.0% Game: 71.4% 1

HOME TEAM: Bolivar Central High School 26-7

##	Player Name	TOT-FG FG-FGA	3-PT FG-FGA	FT-FTA	REBOUNDS OF	DE	TOT	PF	TP	A	TO	BLK	S	MIN
00	Keshia Justice.....	0-0	0-0	0-0	0	0	0	0	0	0	0	0	1	3
13	Kamesha Parham.....	4-6	3-5	0-0	0	3	3	0	11	1	4	0	1	32
33	Nekita Dickerson....	2-3	0-0	1-2	4	3	7	1	5	1	2	0	0	32
35	Tristian Johnson....	9-20	2-8	6-7	0	3	3	4	26	4	4	0	2	29
43	Cherika Rhodes.....	6-11	0-0	1-1	7	2	9	3	13	2	0	0	0	32
45	Jelisa Gibbs.....	0-0	0-0	0-0	0	1	1	2	0	0	1	0	0	8
55	Chloe Taylor.....	4-10	0-0	1-3	2	7	9	5	9	3	2	0	1	24
	TEAM.....				2	1	3							
	Totals.....	25-50	5-13	9-13	15	20	35	15	64	11	13	0	5	160

TOTAL FG% 1st Half: 13-27 48.1% 2nd Half: 12-23 52.2% Game: 50.0% DEADB
3-Pt. FG% 1st Half: 5-10 50.0% 2nd Half: 0-3 0.0% Game: 38.5% REBS
F Throw % 1st Half: 2-4 50.0% 2nd Half: 7-9 77.8% Game: 69.2% 0

Officials: Sam Layne, Matt Bray, Darryl Martin
Technical fouls: David Lipscomb High School-None. Bolivar Central High School-None.
Attendance:

Score by Periods	1st	2nd	3rd	4th		Total
David Lipscomb High School....	13	16	18	12	-	59
Bolivar Central High School...	15	18	15	16	-	64

Play-By-Play
David Lipscomb High School vs Bolivar Central High School
03/09/05 9:00 p.m. at Murphy Center, Murfreesboro, Tenn.

1st PERIOD Play-by-Play (Page 1)

HOME TEAM: Bolivar Central High	TIME	SCORE	MAR	VISITORS: David Lipscomb High
	07:36			MISSED 3 PTR by Lindsey Haislip
	07:36			REBOUND (OFF) by Hannah Pennington
	07:34			MISSED JUMPER by Hannah Pennington
	07:34			REBOUND (OFF) by Jessica Gwinn
	07:30			MISSED JUMPER by Jessica Gwinn
REBOUND (DEF) by Chloe Taylor	07:30			
	07:14			FOUL by Miriam McAlister
GOOD! FT SHOT by Chloe Taylor	07:14	1-0	H 1	
MISSED FT SHOT by Chloe Taylor	07:14			
	07:14			REBOUND (DEF) by Karen Dorris
	06:57			TURNOVR by Karen Dorris
STEAL by Kamesha Parham	06:56			
TURNOVR by Kamesha Parham	06:53			
	06:53			STEAL by Lindsey Haislip
FOUL by Tristian Johnson	06:53			
	06:53	1-1	T 1	GOOD! FT SHOT by Lindsey Haislip
	06:53	1-2	V 1	GOOD! FT SHOT by Lindsey Haislip
MISSED JUMPER by Nekita Dickerson	06:45			
	06:45			BLOCK by Karen Dorris
REBOUND (OFF) by Nekita Dickerson	06:44			
MISSED JUMPER by Chloe Taylor	06:40			
REBOUND (OFF) by Cherika Rhodes	06:40			
GOOD! JUMPER by Tristian Johnson	06:33	3-2	H 1	
	06:03			MISSED JUMPER by Jessica Gwinn
	06:03			REBOUND (OFF) by (TEAM)
	05:58			MISSED JUMPER by Hannah Pennington
REBOUND (DEF) by Chloe Taylor	05:58			
MISSED JUMPER by Cherika Rhodes	05:32			
	05:32			BLOCK by Miriam McAlister
	05:32			REBOUND (DEF) by Miriam McAlister
	05:23			TURNOVR by Hannah Pennington
MISSED 3 PTR by Kamesha Parham	05:12			
	05:12			BLOCK by Hannah Pennington
REBOUND (OFF) by Nekita Dickerson	05:10			
GOOD! JUMPER by Chloe Taylor	05:08	5-2	H 3	
ASSIST by Nekita Dickerson	05:08			
	04:48			MISSED 3 PTR by Sara Eatherly
REBOUND (DEF) by (TEAM)	04:48			
MISSED JUMPER by Cherika Rhodes	04:35			
REBOUND (OFF) by Chloe Taylor	04:35			
GOOD! 3 PTR by Kamesha Parham	04:29	8-2	H 6	
ASSIST by Chloe Taylor	04:29			
	04:11			MISSED JUMPER by Miriam McAlister
	04:11			REBOUND (OFF) by Lindsey Haislip
	03:48	8-4	H 4	GOOD! LAYUP by Hannah Pennington [PNT]
TURNOVR by Kamesha Parham	03:38			
TIMEOUT 30sec	03:38			
	03:22	8-6	H 2	GOOD! JUMPER by Karen Dorris
MISSED 3 PTR by Tristian Johnson	03:03			
REBOUND (OFF) by Cherika Rhodes	03:03			
MISSED JUMPER by Cherika Rhodes	03:00			
	02:59			BLOCK by Miriam McAlister
REBOUND (OFF) by Cherika Rhodes	02:59			
GOOD! JUMPER by Cherika Rhodes	02:56	10-6	H 4	
	02:28	10-8	H 2	GOOD! JUMPER by Miriam McAlister
MISSED JUMPER by Chloe Taylor	02:13			
	02:13			REBOUND (DEF) by Lindsey Haislip
	01:43			MISSED JUMPER by Karen Dorris
	01:43			REBOUND (OFF) by Karen Dorris
FOUL by Cherika Rhodes	01:43			
	01:43	10-9	H 1	GOOD! FT SHOT by Karen Dorris
	01:43			MISSED FT SHOT by Karen Dorris
REBOUND (DEF) by Tristian Johnson	01:43			
GOOD! JUMPER by Tristian Johnson	01:04	12-9	H 3	

	00:58			MISSED JUMPER by Ellen Ross
	00:58			REBOUND (OFF) by Karen Dorris
FOUL by Nekita Dickerson	00:58			
	00:58	12-10	H 2	GOOD! FT SHOT by Karen Dorris
	00:58	12-11	H 1	GOOD! FT SHOT by Karen Dorris
	00:46			FOUL by Hannah Pennington
MISSED 3 PTR by Kamesha Parham	00:34			
REBOUND (OFF) by Chloe Taylor	00:34			
GOOD! 3 PTR by Tristian Johnson	00:27	15-11	H 4	
ASSIST by Chloe Taylor	00:27			
	00:09			MISSED JUMPER by Karen Dorris
	00:09			REBOUND (OFF) by Miriam McAlister
	00:07	15-13	H 2	GOOD! JUMPER by Miriam McAlister
MISSED JUMPER by Tristian Johnson	00:00			
REBOUND (OFF) by (TEAM)	00:00			

Bolivar Central High School 15, David Lipscomb High School 13

2nd PERIOD Play-by-Play (Page 1)

HOME TEAM: Bolivar Central High	TIME	SCORE	MAR	VISITORS: David Lipscomb High
GOOD! 3 PTR by Tristian Johnson	07:59	18-13	H 5	
	07:24			TURNOVR by Lindsey Haislip
STEAL by Chloe Taylor	07:22			
GOOD! JUMPER by Cherika Rhodes [PNT]	07:17	20-13	H 7	
ASSIST by Kamesha Parham	07:17			
	06:52	20-16	H 4	GOOD! 3 PTR by Hannah Pennington
GOOD! 3 PTR by Kamesha Parham	06:28	23-16	H 7	
ASSIST by Tristian Johnson	06:28			
	06:12			TURNOVR by Katie Hunt
STEAL by Tristian Johnson	06:11			
GOOD! LAYUP by Tristian Johnson [PNT]	06:07	25-16	H 9	
	06:07			FOUL by Katie Hunt
	06:07			TIMEOUT TEAM
MISSED FT SHOT by Tristian Johnson	06:07			
	06:07			REBOUND (DEF) by Lindsey Haislip
	05:59	25-18	H 7	GOOD! JUMPER by Karen Dorris
GOOD! JUMPER by Tristian Johnson	05:28	27-18	H 9	
	05:28			FOUL by Sara Eatherly
GOOD! FT SHOT by Tristian Johnson	05:28	28-18	H 10	
	04:47	28-20	H 8	GOOD! JUMPER by Miriam McAlister
GOOD! JUMPER by Kamesha Parham	04:25	30-20	H 10	
ASSIST by Cherika Rhodes	04:25			
FOUL by Chloe Taylor	04:13			
	04:13	30-21	H 9	GOOD! FT SHOT by Karen Dorris
	04:13			MISSED FT SHOT by Karen Dorris
REBOUND (DEF) by Cherika Rhodes	04:13			
TURNOVR by Tristian Johnson	03:51			
	03:51			STEAL by Lindsey Haislip
FOUL by Tristian Johnson	03:37			
	03:37	30-23	H 7	GOOD! JUMPER by Miriam McAlister
	03:37			ASSIST by Ellen Ross
MISSED JUMPER by Chloe Taylor	03:20			
	03:20			REBOUND (DEF) by Miriam McAlister
	02:58			MISSED JUMPER by Miriam McAlister
REBOUND (DEF) by Chloe Taylor	02:58			
MISSED JUMPER by Chloe Taylor	02:42			
	02:42			REBOUND (DEF) by Karen Dorris
FOUL by Chloe Taylor	02:30			
	02:30			MISSED FT SHOT by Ellen Ross
	02:30			REBOUND (OFF) by (DEADBALL)
	02:30	30-24	H 6	GOOD! FT SHOT by Ellen Ross
MISSED 3 PTR by Tristian Johnson	02:07			
	02:07			REBOUND (DEF) by Miriam McAlister
	01:59			MISSED 3 PTR by Lindsey Haislip
REBOUND (DEF) by Kamesha Parham	01:59			
TURNOVR by Tristian Johnson	01:49			
	01:48			STEAL by Miriam McAlister
	01:43			MISSED JUMPER by Jessica Gwinn
	01:43			REBOUND (OFF) by Karen Dorris

FOUL by Jelisa Gibbs	01:41			
	01:41			MISSED FT SHOT by Jessica Gwinn
REBOUND (DEF) by Jelisa Gibbs	01:41			
MISSED 3 PTR by Tristian Johnson	01:19			
REBOUND (OFF) by Nekita Dickerson	01:17			
TURNOVR by Nekita Dickerson	01:17			
FOUL by Jelisa Gibbs	01:05			
	01:05	30-25	H 5	GOOD! FT SHOT by Miriam McAlister
	01:05	30-26	H 4	GOOD! FT SHOT by Miriam McAlister
GOOD! 3 PTR by Kamesha Parham	00:35	33-26	H 7	
ASSIST by Tristian Johnson	00:35			
	00:06	33-29	H 4	GOOD! 3 PTR by Sara Eatherly
	00:06			ASSIST by Lindsey Haislip

Bolivar Central High School 33, David Lipscomb High School 29

3rd PERIOD Play-by-Play (Page 1)

HOME TEAM: Bolivar Central High	TIME	SCORE	MAR	VISITORS: David Lipscomb High
	07:50	33-31	H 2	GOOD! JUMPER by Miriam McAlister
	07:50			ASSIST by Sara Eatherly
TURNOVR by Tristian Johnson	07:33			
	07:14			TURNOVR by Karen Dorris
GOOD! LAYUP by Nekita Dickerson [PNT]	06:58	35-31	H 4	
	06:35	35-34	H 1	GOOD! 3 PTR by Karen Dorris
	06:35			ASSIST by Hannah Pennington
GOOD! LAYUP by Chloe Taylor [PNT]	06:15	37-34	H 3	
ASSIST by Tristian Johnson	06:15			
	05:59			MISSED JUMPER by Miriam McAlister
	05:59			REBOUND (OFF) by Miriam McAlister
FOUL by Cherika Rhodes	05:57			
	05:57	37-35	H 2	GOOD! FT SHOT by Miriam McAlister
	05:57			MISSED FT SHOT by Miriam McAlister
REBOUND (DEF) by Chloe Taylor	05:57			
TURNOVR by Chloe Taylor	05:47			
	05:35	37-37	T 2	GOOD! JUMPER by Sara Eatherly [PNT]
	05:35			ASSIST by Ellen Ross
FOUL by Tristian Johnson	05:35			
	05:35	37-38	V 1	GOOD! FT SHOT by Sara Eatherly
MISSED JUMPER by Tristian Johnson	05:12			
	05:12			REBOUND (DEF) by Sara Eatherly
	05:12	37-40	V 3	GOOD! JUMPER by Ellen Ross [PNT]
FOUL by Chloe Taylor	05:12			
	05:12	37-41	V 4	GOOD! FT SHOT by Ellen Ross
TURNOVR by Kamesha Parham	04:55			
	04:54			STEAL by Karen Dorris
	04:49			MISSED 3 PTR by Karen Dorris
REBOUND (DEF) by Nekita Dickerson	04:49			
TURNOVR by Nekita Dickerson	04:33			
	04:32			STEAL by Ellen Ross
	04:29	37-43	V 6	GOOD! LAYUP by Sara Eatherly [PNT]
	04:29			ASSIST by Ellen Ross
TIMEOUT TEAM	04:18			
MISSED JUMPER by Chloe Taylor	04:12			
REBOUND (OFF) by Cherika Rhodes	04:12			
MISSED JUMPER by Cherika Rhodes	04:09			
REBOUND (OFF) by Cherika Rhodes	04:09			
GOOD! JUMPER by Cherika Rhodes	04:06	39-43	V 4	
	03:53			TURNOVR by Ellen Ross
STEAL by Keshia Justice	03:51			
GOOD! JUMPER by Chloe Taylor	03:44	41-43	V 2	
ASSIST by Cherika Rhodes	03:44			
FOUL by Chloe Taylor	03:19			
	03:19	41-44	V 3	GOOD! FT SHOT by Miriam McAlister
	03:19	41-45	V 4	GOOD! FT SHOT by Miriam McAlister
MISSED JUMPER by Cherika Rhodes	03:10			
REBOUND (OFF) by Nekita Dickerson	03:10			
MISSED 3 PTR by Tristian Johnson	03:05			
REBOUND (OFF) by Cherika Rhodes	03:05			
GOOD! JUMPER by Cherika Rhodes	03:03	43-45	V 2	
	03:03			FOUL by Karen Dorris

GOOD! FT SHOT by Cherika Rhodes	03:03	44-45	V 1	
	02:48			MISSED JUMPER by Miriam McAlister
REBOUND (DEF) by Kamesha Parham	02:48			
MISSED JUMPER by Tristian Johnson	02:38			
	02:38			REBOUND (DEF) by Ellen Ross
	02:29			MISSED LAYUP by Ellen Ross
	02:29			REBOUND (OFF) by Karen Dorris
	02:26			MISSED JUMPER by Karen Dorris
REBOUND (DEF) by Nekita Dickerson	02:26			
	02:21			FOUL by Sara Eatherly
GOOD! LAYUP by Tristian Johnson [PNT]	02:07	46-45	H 1	
	01:52			MISSED JUMPER by Karen Dorris
REBOUND (DEF) by Tristian Johnson	01:52			
MISSED JUMPER by Tristian Johnson	01:37			
	01:37			REBOUND (DEF) by Ellen Ross
	01:26	46-47	V 1	GOOD! JUMPER by Miriam McAlister
GOOD! JUMPER by Cherika Rhodes	01:04	48-47	H 1	
ASSIST by Tristian Johnson	01:04			
	00:29			TURNOVR by Sara Eatherly
	00:06			FOUL by Miriam McAlister
	00:01			FOUL by Miriam McAlister
MISSED 3 PTR by Tristian Johnson	00:00			
	00:00			REBOUND (DEF) by Lindsey Haislip

Bolivar Central High School 48, David Lipscomb High School 47

4th PERIOD Play-by-Play (Page 1)

HOME TEAM: Bolivar Central High	TIME	SCORE	MAR	VISITORS: David Lipscomb High
MISSED JUMPER by Tristian Johnson	07:47			
	07:47			BLOCK by Miriam McAlister
REBOUND (OFF) by (TEAM)	07:47			
MISSED 3 PTR by Tristian Johnson	07:29			
REBOUND (OFF) by Cherika Rhodes	07:29			
GOOD! JUMPER by Cherika Rhodes	07:26	50-47	H 3	
	07:08			TURNOVR by Karen Dorris
STEAL by Tristian Johnson	07:07			
TURNOVR by Jelisa Gibbs	06:36			
FOUL by Tristian Johnson	06:32			
	06:14			MISSED JUMPER by Karen Dorris
REBOUND (DEF) by Chloe Taylor	06:14			
	06:10			FOUL by Karen Dorris
	06:09			TIMEOUT 30sec
GOOD! JUMPER by Chloe Taylor	06:01	52-47	H 5	
	05:44			MISSED JUMPER by Miriam McAlister
	05:44			REBOUND (OFF) by Sara Eatherly
	05:42	52-49	H 3	GOOD! JUMPER by Sara Eatherly
MISSED JUMPER by Chloe Taylor	05:32			
	05:32			REBOUND (DEF) by Miriam McAlister
	05:13	52-52	T 3	GOOD! 3 PTR by Karen Dorris
	05:13			ASSIST by Hannah Pennington
TURNOVR by Kamesha Parham	04:47			
	04:31			MISSED 3 PTR by Karen Dorris
	04:31			REBOUND (OFF) by Miriam McAlister
	04:28	52-54	V 2	GOOD! JUMPER by Miriam McAlister [PNT]
FOUL by Cherika Rhodes	04:28			
	04:28	52-55	V 3	GOOD! FT SHOT by Miriam McAlister
TURNOVR by Chloe Taylor	04:19			
	04:02	52-57	V 5	GOOD! JUMPER by Miriam McAlister [PNT]
	04:02			ASSIST by Karen Dorris
GOOD! LAYUP by Tristian Johnson [PNT]	03:47	54-57	V 3	
	03:27			MISSED JUMPER by Karen Dorris
	03:27			REBOUND (OFF) by Sara Eatherly
	03:24			TIMEOUT TEAM
	03:20			MISSED JUMPER by Miriam McAlister
REBOUND (DEF) by Cherika Rhodes	03:20			
	03:00			FOUL by Miriam McAlister
GOOD! FT SHOT by Tristian Johnson	02:53	55-57	V 2	
GOOD! FT SHOT by Tristian Johnson	02:43	56-57	V 1	
	02:43			MISSED 3 PTR by Julia Roller
REBOUND (DEF) by Nekita Dickerson	02:43			

GOOD! JUMPER by Nekita Dickerson	02:35	58-57	H 1	
ASSIST by Chloe Taylor	02:35			
	01:59			MISSED JUMPER by Karen Dorris
REBOUND (DEF) by Chloe Taylor	01:59			
GOOD! LAYUP by Tristian Johnson [PNT]	01:31	60-57	H 3	
	01:31			FOUL by Karen Dorris
GOOD! FT SHOT by Tristian Johnson	01:31	61-57	H 4	
	01:14			MISSED 3 PTR by Lindsey Haislip
REBOUND (DEF) by Chloe Taylor	01:14			
TURNOVR by Tristian Johnson	00:55			
	00:54			STEAL by Sara Eatherly
	00:48			MISSED LAYUP by Sara Eatherly
REBOUND (DEF) by Kamesha Parham	00:48			
	00:34			TIMEOUT TEAM
	00:32			FOUL by Karen Dorris
MISSED FT SHOT by Chloe Taylor	00:32			
	00:32			REBOUND (DEF) by Sara Eatherly
FOUL by Chloe Taylor	00:32			
	00:32			MISSED FT SHOT by Sara Eatherly
	00:32			REBOUND (OFF) by Sara Eatherly
	00:26			TURNOVR by Lindsey Haislip
	00:24			FOUL by Ellen Ross
GOOD! FT SHOT by Nekita Dickerson	00:24	62-57	H 5	
MISSED FT SHOT by Nekita Dickerson	00:24			
	00:24			REBOUND (DEF) by Miriam McAlister
	00:14			TIMEOUT 30sec
	00:09			MISSED 3 PTR by Sara Eatherly
REBOUND (DEF) by Tristian Johnson	00:09			
	00:06			FOUL by Ellen Ross
GOOD! FT SHOT by Tristian Johnson	00:06	63-57	H 6	
GOOD! FT SHOT by Tristian Johnson	00:06	64-57	H 7	
	00:00	64-59	H 5	GOOD! JUMPER by Karen Dorris
	00:00			ASSIST by Sara Eatherly

Bolivar Central High School 64, David Lipscomb High School 59

Official Basketball Box Score -- 1st Half
David Lipscomb High School vs Bolivar Central High School
03/09/05 9:00 p.m. at Murphy Center, Murfreesboro, Tenn.

VISITORS: David Lipscomb High School 29-5

##	Player Name		TOT-FG FG-FGA	3-PT FG-FGA	FT-FTA	REBOUNDS OF	DE	TOT	PF	TP	A	TO	BLK	S	MIN
04	Jessica Gwinn.....	*	0-3	0-0	0-1	1	0	1	0	0	0	0	0	0	5
20	Lindsey Haislip.....	*	0-2	0-2	2-2	1	2	3	0	2	1	1	0	2	14
22	Karen Dorris.....	*	2-4	0-0	4-6	3	2	5	0	8	0	1	1	0	16
32	Miriam McAlister....	*	4-6	0-0	2-2	1	3	4	1	10	0	0	2	1	16
33	Hannah Pennington...	*	2-4	1-1	0-0	1	0	1	1	5	0	1	1	0	9
12	Ellen Ross.....		0-1	0-0	1-2	0	0	0	0	1	1	0	0	0	7
15	Katie Hunt.....		0-0	0-0	0-0	0	0	0	1	0	0	1	0	0	3
23	Sara Eatherly.....		1-2	1-2	0-0	0	0	0	1	3	0	0	0	0	10
42	Julia Roller.....		0-0	0-0	0-0	0	0	0	0	0	0	0	0	0	0
	TEAM.....					1		1							
	Totals.....		9-22	2-5	9-13	8	7	15	4	29	2	4	4	3	80

TOTAL FG% 1st Half: 9-22 40.9%
3-Pt. FG% 1st Half: 2-5 40.0%
F Throw % 1st Half: 9-13 69.2%

HOME TEAM: Bolivar Central High School 26-7

##	Player Name	TOT-FG FG-FGA	3-PT FG-FGA	FT-FTA	REBOUNDS OF	DE	TOT	PF	TP	A	TO	BLK	S	MIN
00	Keshia Justice.....	0-0	0-0	0-0	0	0	0	0	0	0	0	0	0	0
13	Kamesha Parham.....	4-6	3-5	0-0	0	1	1	0	11	1	2	0	1	16
33	Nekita Dickerson....	0-1	0-0	0-0	3	0	3	1	0	1	1	0	0	16
35	Tristian Johnson....	6-10	2-5	1-2	0	1	1	2	15	2	2	0	1	16
43	Cherika Rhodes.....	2-5	0-0	0-0	3	1	4	1	4	1	0	0	0	16
45	Jelisa Gibbs.....	0-0	0-0	0-0	0	1	1	2	0	0	0	0	0	3
55	Chloe Taylor.....	1-5	0-0	1-2	2	3	5	2	3	2	0	0	1	13
	TEAM.....				1	1	2							
	Totals.....	13-27	5-10	2-4	9	8	17	8	33	7	5	0	3	80

TOTAL FG% 1st Half: 13-27 48.1%
3-Pt. FG% 1st Half: 5-10 50.0%
F Throw % 1st Half: 2-4 50.0%

Officials: Sam Layne, Matt Bray, Darryl Martin
Technical fouls: David Lipscomb High School-None. Bolivar Central High School-None.
Attendance:

Score by Periods	1st	2nd
David Lipscomb High School....	13	16
Bolivar Central High School...	15	18

2001 Class AA State Girls' Basketball Tournament

March 7 - March 10, 2001 · Middle Tennessee State University - Murfreesboro

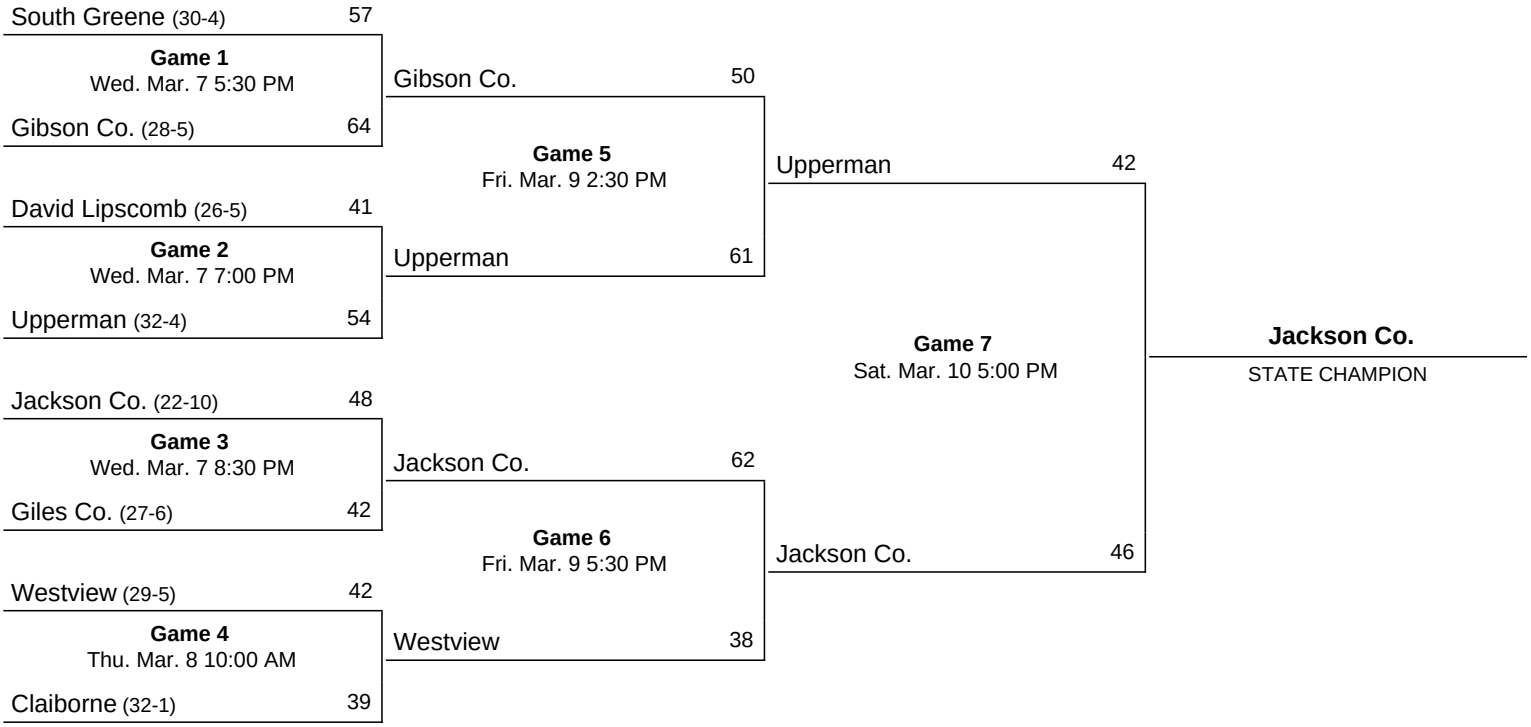

Official Basketball Box Score -- GAME TOTALS -- FINAL STATISTICS
Upperman Lady Bees vs Lipscomb Lady Mustangs
03/07/01 7:00 PM at Murphy Center

VISITORS: Upperman Lady Bees 33-4

##	Player Name		TOT-FG FG-FGA	3-PT FG-FGA	FT-FTA	REBOUNDS OF	DE	TOT	PF	TP	A	TO	BLK	S	MIN
05	Palmer, Lora.....	*	0-0	0-0	0-0	0	1	1	1	0	0	0	0	1	19
15	Mead, Heidi.....	*	5-9	0-0	2-4	0	7	7	1	12	1	3	3	0	31
24	Austin, Amanda.....	*	2-5	1-4	2-2	0	1	1	4	7	4	3	0	0	25
33	Blankenship, Kim....	*	4-10	3-7	0-0	0	2	2	3	11	1	2	0	3	32
40	Christian, Emily....	*	2-5	0-1	8-8	0	8	8	2	12	2	4	0	0	31
03	Lee, Brittany.....		0-1	0-0	0-0	0	0	0	0	0	0	0	0	0	2
12	Burden, Desiree.....		4-4	0-0	4-5	2	2	4	0	12	2	0	0	0	20
	TEAM.....						3	3							
	Totals.....		17-34	4-12	16-19	2	24	26	11	54	10	12	3	4	160

TOTAL FG% 1st Half:	9-19	47.4%	2nd Half:	8-15	53.3%	Game: 50.0%	DEADB
3-Pt. FG% 1st Half:	3-7	42.9%	2nd Half:	1-5	20.0%	Game: 33.3%	REBS
F Throw % 1st Half:	2-2	100 %	2nd Half:	14-17	82.4%	Game: 84.2%	1

HOME TEAM: Lipscomb Lady Mustangs 26-6

##	Player Name		TOT-FG FG-FGA	3-PT FG-FGA	FT-FTA	REBOUNDS OF	DE	TOT	PF	TP	A	TO	BLK	S	MIN
12	Bergeron, Kera.....	*	9-25	5-13	0-0	1	2	3	3	23	1	0	0	0	32
20	Baker, Lauren.....	*	1-2	0-0	4-4	1	0	1	5	6	0	3	0	2	24
22	Roller, Lynn.....	*	1-9	0-2	0-0	0	9	9	3	2	2	1	0	0	31
24	Holliday, Julie.....	*	3-4	1-1	1-2	1	1	2	1	8	4	3	0	1	26
44	Pace, Elizabeth.....	*	0-1	0-0	0-0	1	0	1	3	0	0	0	0	0	14
04	Dillchay, Brandee...		0-1	0-1	2-2	0	2	2	1	2	0	2	0	1	5
15	Newhill, Kristin....		0-0	0-0	0-0	0	1	1	3	0	0	0	0	0	24
42	Tiner, Sarah Kate...		0-0	0-0	0-0	0	0	0	0	0	0	0	0	0	3
52	Dotson, Elizabeth...		0-0	0-0	0-0	0	0	0	0	0	0	0	0	0	1
	TEAM.....					1	2	3				1			
	Totals.....		14-42	6-17	7-8	5	17	22	19	41	7	10	0	4	160

TOTAL FG% 1st Half:	5-18	27.8%	2nd Half:	9-24	37.5%	Game: 33.3%	DEADB
3-Pt. FG% 1st Half:	1-6	16.7%	2nd Half:	5-11	45.5%	Game: 35.3%	REBS
F Throw % 1st Half:	4-4	100 %	2nd Half:	3-4	75.0%	Game: 87.5%	0

Officials:
Technical fouls: Upperman Lady Bees-None. Lipscomb Lady Mustangs-None.
Attendance:

Score by Periods	1st	2nd	3rd	4th		Total
Upperman Lady Bees.....	17	6	11	20	-	54
Lipscomb Lady Mustangs.....	6	9	7	19	-	41

1st PERIOD Play-by-Play (Page 1)

HOME TEAM: Lipscomb Lady Mustangs	TIME	SCORE	MAR	VISITORS: Upperman Lady Bees
	07:41	0-3	V 3	GOOD! 3 PTR by Austin, Amanda
	07:41			ASSIST by Christian, Emily
TURNOVR by (TEAM)	07:26			
	07:25			STEAL by Blankenship, Kim
	07:22	0-5	V 5	GOOD! JUMPER by Blankenship, Kim
	07:18			FOUL by Christian, Emily
GOOD! FT SHOT by Baker, Lauren	07:18	1-5	V 4	
GOOD! FT SHOT by Baker, Lauren	07:18	2-5	V 3	
	07:06			MISSED JUMPER by Blankenship, Kim
REBOUND (DEF) by Bergeron, Kera	07:06			
TURNOVR by Holliday, Julie	06:34			
	06:32			STEAL by Palmer, Lora
FOUL by Baker, Lauren	06:30			
	06:21			MISSED 3 PTR by Austin, Amanda
REBOUND (DEF) by Roller, Lynn	06:21			
MISSED JUMPER by Bergeron, Kera	06:03			
	06:03			REBOUND (DEF) by Christian, Emily
	05:56			TURNOVR by Christian, Emily
STEAL by Baker, Lauren	05:54			
MISSED 3 PTR by Bergeron, Kera	05:38			
	05:38			REBOUND (DEF) by Mead, Heidi
FOUL by Pace, Elizabeth	05:36			
	05:21	2-8	V 6	GOOD! 3 PTR by Blankenship, Kim
	05:21			ASSIST by Austin, Amanda
MISSED 3 PTR by Roller, Lynn	04:46			
	04:46			REBOUND (DEF) by Mead, Heidi
FOUL by Pace, Elizabeth	04:42			
	04:28	2-10	V 8	GOOD! JUMPER by Christian, Emily
	04:28			ASSIST by Blankenship, Kim
TURNOVR by Baker, Lauren	04:16			
	04:00			MISSED 3 PTR by Blankenship, Kim
REBOUND (DEF) by Roller, Lynn	04:00			
GOOD! JUMPER by Bergeron, Kera	03:44	4-10	V 6	
	03:23	4-12	V 8	GOOD! JUMPER by Austin, Amanda
	03:19			FOUL by Blankenship, Kim
MISSED JUMPER by Baker, Lauren	02:46			
	02:46			REBOUND (DEF) by Blankenship, Kim
	02:11			MISSED 3 PTR by Austin, Amanda
REBOUND (DEF) by Roller, Lynn	02:11			
MISSED 3 PTR by Bergeron, Kera	01:55			
REBOUND (OFF) by Baker, Lauren	01:55			
MISSED 3 PTR by Bergeron, Kera	01:37			
REBOUND (OFF) by Holliday, Julie	01:37			
GOOD! JUMPER by Holliday, Julie	01:33	6-12	V 6	
	01:14	6-14	V 8	GOOD! JUMPER by Burden, Desiree
MISSED JUMPER by Roller, Lynn	00:05			
	00:05			REBOUND (DEF) by Austin, Amanda
	00:00	6-17	V 11	GOOD! 3 PTR by Blankenship, Kim
	00:00			ASSIST by Austin, Amanda

Upperman Lady Bees 17, Lipscomb Lady Mustangs 6

2nd PERIOD Play-by-Play (Page 1)

HOME TEAM: Lipscomb Lady Mustangs	TIME	SCORE	MAR	VISITORS: Upperman Lady Bees
FOUL by Roller, Lynn	07:45			
	07:45	6-18	V 12	GOOD! FT SHOT by Christian, Emily
	07:45	6-19	V 13	GOOD! FT SHOT by Christian, Emily
MISSED JUMPER by Bergeron, Kera	07:23			
	07:23			REBOUND (DEF) by Mead, Heidi
	07:05	6-21	V 15	GOOD! JUMPER by Mead, Heidi
	07:05			ASSIST by Austin, Amanda
TIMEOUT TEAM	06:59			

	06:49			FOUL by Austin, Amanda
GOOD! LAYUP by Holliday, Julie	06:19	8-21	V 13	
ASSIST by Roller, Lynn	06:19			
	05:52			MISSED JUMPER by Lee, Brittany
REBOUND (DEF) by Roller, Lynn	05:52			
GOOD! JUMPER by Baker, Lauren	05:38	10-21	V 11	
ASSIST by Holliday, Julie	05:38			
	05:22			MISSED 3 PTR by Austin, Amanda
REBOUND (DEF) by (TEAM)	05:22			
GOOD! 3 PTR by Bergeron, Kera	05:05	13-21	V 8	
ASSIST by Holliday, Julie	05:05			
	04:54			MISSED JUMPER by Mead, Heidi
REBOUND (DEF) by Dillchay, Brandee	04:54			
MISSED JUMPER by Bergeron, Kera	04:30			
	04:30			REBOUND (DEF) by Christian, Emily
	04:26			TURNOVR by Christian, Emily
STEAL by Baker, Lauren	04:24			
	04:23			FOUL by Austin, Amanda
GOOD! FT SHOT by Baker, Lauren	04:23	14-21	V 7	
GOOD! FT SHOT by Baker, Lauren	04:23	15-21	V 6	
	04:05			TURNOVR by Austin, Amanda
	04:05			TIMEOUT 30sec
TURNOVR by Baker, Lauren	03:59			
	03:36			MISSED JUMPER by Mead, Heidi
REBOUND (DEF) by Roller, Lynn	03:36			
MISSED JUMPER by Roller, Lynn	03:14			
	03:14			REBOUND (DEF) by Christian, Emily
	03:09			MISSED JUMPER by Blankenship, Kim
REBOUND (DEF) by Dillchay, Brandee	03:09			
TURNOVR by Holliday, Julie	03:05			
	03:04			STEAL by Blankenship, Kim
FOUL by Baker, Lauren	02:16			
FOUL by Baker, Lauren	02:00			
	01:58	15-23	V 8	GOOD! JUMPER by Mead, Heidi
	01:58			ASSIST by Burden, Desiree
MISSED JUMPER by Bergeron, Kera	01:47			
	01:47			REBOUND (DEF) by Christian, Emily
	01:34			MISSED JUMPER by Christian, Emily
REBOUND (DEF) by Newhill, Kristin	01:34			
MISSED JUMPER by Roller, Lynn	01:21			
	01:21			REBOUND (DEF) by Burden, Desiree
	00:59			TURNOVR by Mead, Heidi
MISSED 3 PTR by Bergeron, Kera	00:00			
	00:00			REBOUND (DEF) by Blankenship, Kim

Upperman Lady Bees 23, Lipscomb Lady Mustangs 15

3rd PERIOD Play-by-Play (Page 1)

HOME TEAM: Lipscomb Lady Mustangs	TIME	SCORE	MAR	VISITORS: Upperman Lady Bees
FOUL by Newhill, Kristin	07:41	15-23	V 8	
	07:37	15-24	V 9	GOOD! FT SHOT by Christian, Emily
	07:37	15-25	V 10	GOOD! FT SHOT by Christian, Emily
MISSED JUMPER by Holliday, Julie	07:32			
	07:32			REBOUND (DEF) by Christian, Emily
	06:51	15-27	V 12	GOOD! JUMPER by Mead, Heidi
	06:51			ASSIST by Christian, Emily
GOOD! JUMPER by Roller, Lynn	06:37	17-27	V 10	
ASSIST by Bergeron, Kera	06:37			
	06:24	17-30	V 13	GOOD! 3 PTR by Blankenship, Kim
	06:24			ASSIST by Mead, Heidi
MISSED 3 PTR by Bergeron, Kera	05:57			
	05:57			REBOUND (DEF) by Palmer, Lora
	05:50			TURNOVR by Blankenship, Kim
TURNOVR by Baker, Lauren	05:36			
	05:21			MISSED JUMPER by Christian, Emily
REBOUND (DEF) by Roller, Lynn	05:21			
	05:08			FOUL by Palmer, Lora
	05:05			FOUL by Austin, Amanda

MISSED JUMPER by Bergeron, Kera	04:55			
	04:55			REBOUND (DEF) by (TEAM)
	04:31	17-32	V 15	GOOD! JUMPER by Mead, Heidi
	04:31			ASSIST by Austin, Amanda
FOUL by Newhill, Kristin	04:31			
	04:31	17-33	V 16	GOOD! FT SHOT by Mead, Heidi
TURNOVR by Holliday, Julie	04:13			
	04:11			STEAL by Blankenship, Kim
	03:46			FOUL by Mead, Heidi
	03:46			TURNOVR by Mead, Heidi
MISSED 3 PTR by Bergeron, Kera	03:32			
	03:32			REBOUND (DEF) by Christian, Emily
	03:28			TURNOVR by Christian, Emily
STEAL by Dillchay, Brandee	03:28			
TURNOVR by Roller, Lynn	03:14			
	02:25			MISSED 3 PTR by Blankenship, Kim
	02:25			REBOUND (OFF) by Burden, Desiree
FOUL by Bergeron, Kera	02:14			
	02:14			MISSED FT SHOT by Mead, Heidi
	02:14			REBOUND (OFF) by (DEADBALL)
	02:14	17-34	V 17	GOOD! FT SHOT by Mead, Heidi
GOOD! JUMPER by Bergeron, Kera	02:00	19-34	V 15	
ASSIST by Holliday, Julie	02:00			
	01:37			MISSED JUMPER by Mead, Heidi
REBOUND (DEF) by Bergeron, Kera	01:37			
MISSED 3 PTR by Bergeron, Kera	01:29			
	01:29			REBOUND (DEF) by Mead, Heidi
FOUL by Baker, Lauren	00:45			
	00:37			TURNOVR by Austin, Amanda
MISSED 3 PTR by Roller, Lynn	00:21			
	00:21			REBOUND (DEF) by (TEAM)
	00:06			FOUL by Blankenship, Kim
	00:06			TURNOVR by Blankenship, Kim
GOOD! 3 PTR by Bergeron, Kera	00:00	22-34	V 12	

Upperman Lady Bees 34, Lipscomb Lady Mustangs 22

4th PERIOD Play-by-Play (Page 1)

HOME TEAM: Lipscomb Lady Mustangs	TIME	SCORE	MAR	VISITORS: Upperman Lady Bees
FOUL by Bergeron, Kera	07:55	22-34	V 12	
	07:33			MISSED 3 PTR by Blankenship, Kim
	07:33			REBOUND (OFF) by Burden, Desiree
	07:17	22-36	V 14	GOOD! JUMPER by Mead, Heidi
	07:17			ASSIST by Burden, Desiree
GOOD! JUMPER by Bergeron, Kera	06:43	24-36	V 12	
	06:20			TURNOVR by Austin, Amanda
GOOD! JUMPER by Bergeron, Kera	06:02	26-36	V 10	
	05:38	26-38	V 12	GOOD! JUMPER by Christian, Emily
MISSED JUMPER by Bergeron, Kera	05:23			
REBOUND (OFF) by Pace, Elizabeth	05:23			
MISSED JUMPER by Pace, Elizabeth	05:19			
	05:19			BLOCK by Mead, Heidi
REBOUND (OFF) by (TEAM)	05:19			
GOOD! 3 PTR by Bergeron, Kera	05:14	29-38	V 9	
	04:52	29-40	V 11	GOOD! LAYUP by Burden, Desiree
MISSED JUMPER by Bergeron, Kera	04:41			
	04:41			BLOCK by Mead, Heidi
REBOUND (OFF) by Bergeron, Kera	04:39			
MISSED JUMPER by Bergeron, Kera	04:35			
	04:35			BLOCK by Mead, Heidi
	04:34			REBOUND (DEF) by Christian, Emily
FOUL by Bergeron, Kera	04:34			
	04:08			MISSED 3 PTR by Blankenship, Kim
REBOUND (DEF) by Holliday, Julie	04:08			
	03:59			FOUL by Christian, Emily
GOOD! FT SHOT by Dillchay, Brandee	03:59	30-40	V 10	
GOOD! FT SHOT by Dillchay, Brandee	03:59	31-40	V 9	

TIMEOUT 30sec	03:59			
	03:55			TURNOVR by Christian, Emily
TURNOVR by Dillchay, Brandee	03:53			
	03:44	31-42	V 11	GOOD! LAYUP by Burden, Desiree
GOOD! 3 PTR by Bergeron, Kera	03:21	34-42	V 8	
ASSIST by Roller, Lynn	03:21			
	02:52	34-44	V 10	GOOD! JUMPER by Burden, Desiree
FOUL by Roller, Lynn	02:52			
TIMEOUT 30sec	02:52			
	02:52			MISSED FT SHOT by Burden, Desiree
REBOUND (DEF) by Roller, Lynn	02:52			
MISSED 3 PTR by Bergeron, Kera	02:42			
	02:42			REBOUND (DEF) by Mead, Heidi
	02:28			MISSED JUMPER by Mead, Heidi
REBOUND (DEF) by Roller, Lynn	02:28			
MISSED JUMPER by Roller, Lynn	02:13			
	02:12			REBOUND (DEF) by Mead, Heidi
FOUL by Newhill, Kristin	02:00			
	02:00			MISSED FT SHOT by Mead, Heidi
REBOUND (DEF) by Roller, Lynn	02:00			
	01:21			FOUL by Austin, Amanda
MISSED JUMPER by Roller, Lynn	01:13			
	01:13			REBOUND (DEF) by Mead, Heidi
	01:09			TURNOVR by Mead, Heidi
STEAL by Holliday, Julie	01:07			
GOOD! 3 PTR by Bergeron, Kera	01:05	37-44	V 7	
ASSIST by Holliday, Julie	01:05			
TIMEOUT 30sec	01:01			

4th PERIOD Play-by-Play (Page 2)

HOME TEAM: Lipscomb Lady Mustangs	TIME	SCORE	MAR	VISITORS: Upperman Lady Bees
FOUL by Roller, Lynn	00:50			
	00:50	37-45	V 8	GOOD! FT SHOT by Burden, Desiree
	00:50	37-46	V 9	GOOD! FT SHOT by Burden, Desiree
MISSED 3 PTR by Dillchay, Brandee	00:47			
	00:47			REBOUND (DEF) by (TEAM)
FOUL by Dillchay, Brandee	00:40			
	00:40	37-47	V 10	GOOD! FT SHOT by Austin, Amanda
	00:40	37-48	V 11	GOOD! FT SHOT by Austin, Amanda
MISSED JUMPER by Roller, Lynn	00:33			
	00:33			REBOUND (DEF) by Burden, Desiree
FOUL by Holliday, Julie	00:29			
	00:29	37-49	V 12	GOOD! FT SHOT by Burden, Desiree
	00:29	37-50	V 13	GOOD! FT SHOT by Burden, Desiree
GOOD! 3 PTR by Holliday, Julie	00:25	40-50	V 10	
TIMEOUT TEAM	00:23			
FOUL by Baker, Lauren	00:19			
	00:19	40-51	V 11	GOOD! FT SHOT by Christian, Emily
	00:19	40-52	V 12	GOOD! FT SHOT by Christian, Emily
	00:17			FOUL by Blankenship, Kim
GOOD! FT SHOT by Holliday, Julie	00:17	41-52	V 11	
MISSED FT SHOT by Holliday, Julie	00:17			
	00:17			REBOUND (DEF) by Christian, Emily
FOUL by Pace, Elizabeth	00:16			
	00:16	41-53	V 12	GOOD! FT SHOT by Christian, Emily
	00:16	41-54	V 13	GOOD! FT SHOT by Christian, Emily
TURNOVR by Dillchay, Brandee	00:14			
	00:00			MISSED 3 PTR by Christian, Emily
REBOUND (DEF) by (TEAM)	00:00			

Upperman Lady Bees 54, Lipscomb Lady Mustangs 41

1997 Class AA State Girls' Basketball Tournament

March 5 - March 8, 1997 · Middle Tennessee State University - Murfreesboro

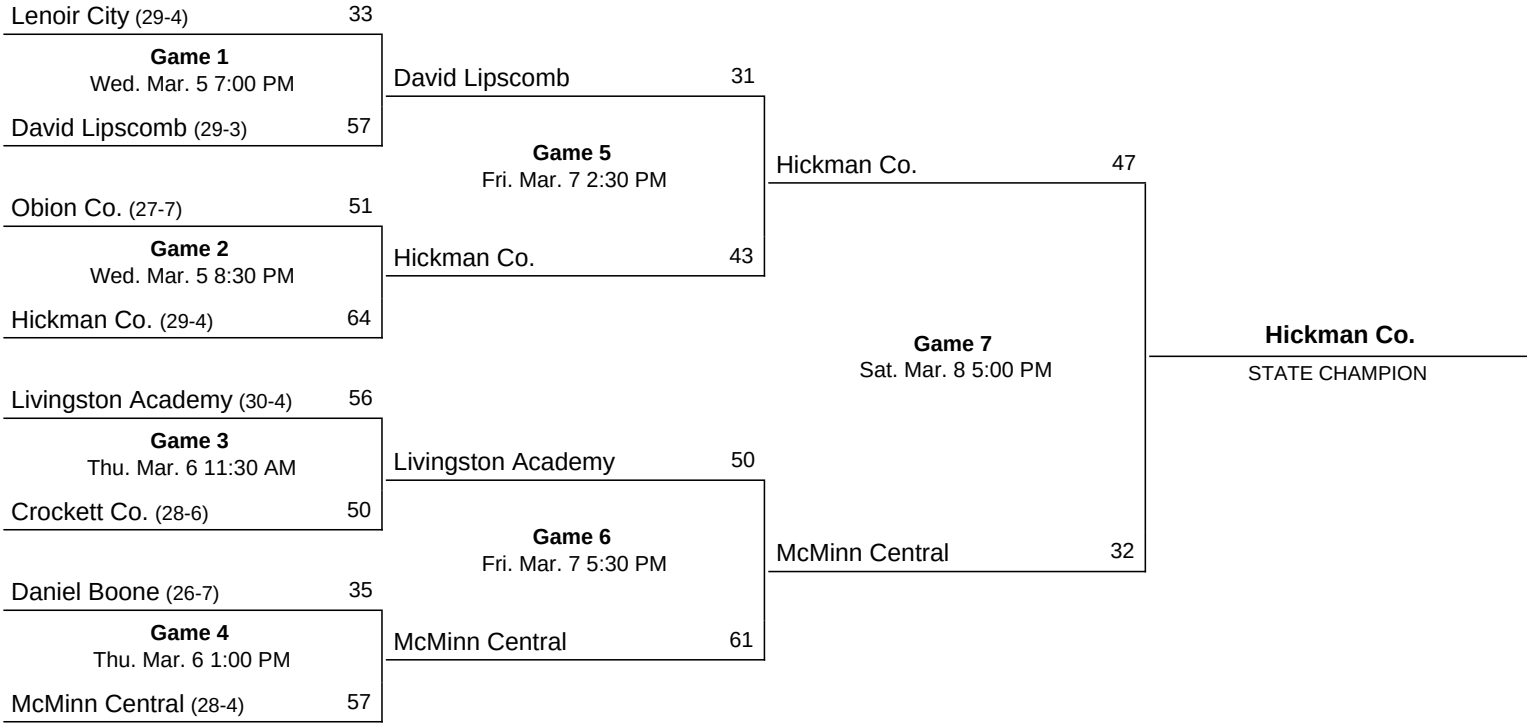

OFFICIAL NCAA BASKETBALL BOX SCORE AA Final

Site: Murfreesboro, Tenn.

David Lipscomb High School (30-3)

Date: March 5, 1997

	DLHS (VISITORS)		Total FG	Total AT	3-Pts FG	3-Pts AT	FT	AT	Rebounds OF	Rebounds DF	Rebounds To	PF	TP	A	TO	BK	ST	MN
25	Green, Rachel	f	4	7	4	7	0	0	0	1	1	0	12	0	1	0	0	15
44	Heffington, Rachel	f	4	7	0	0	2	5	4	4	8	2	10	1	0	1	1	21
50	Gagliano, Jamie	c	6	8	0	0	4	6	3	3	6	2	16	2	3	0	2	23
4	Gleaves, Jamie	g	1	1	0	0	0	0	0	2	2	1	2	3	3	0	2	19
24	Smith, Janci	g	2	7	1	4	1	2	1	5	6	3	6	3	3	0	0	22
5	Church, Jenny		0	0	0	0	0	0	0	3	3	1	0	1	2	0	0	11
12	Hollingsworth, Jane		1	7	1	5	0	1	2	5	7	1	3	3	2	1	1	21
42	Tyree, Michelle		2	5	0	1	2	2	4	3	7	0	6	0	2	0	0	15
34	Ray, Ashley		0	0	0	0	0	0	0	1	1	1	0	0	0	0	0	3
10	Sims, Christi		0	1	0	0	0	0	0	0	0	0	0	0	0	0	2	4
30	Dean, Lindsay		0	0	0	0	0	0	0	1	1	0	0	0	1	0	0	2
32	Wilson, Meleia		1	2	0	0	0	0	0	0	0	1	2	0	0	0	0	2
33	Tidwell, Kristen		0	0	0	0	0	0	0	0	0	0	0	0	0	0	0	1
54	Gray, Bridgette		0	0	0	0	0	0	0	0	0	1	0	0	0	0	0	1
20	Glisson, Lindsey		0	0	0	0	0	0	0	0	0	0	0	0	0	0	0	1
	Team Totals								1	1	2				0			
	TOTALS		21	45	6	17	9	16	15	29	44	13	57	13	17	2	8	160

Deadball Rebounds: 3, 0: 3

Tot FG %:	1st Half:	11-21	.524	2nd Half:	10-24	.417	Game: .467
3-Pt FG %:	1st Half:	4-12	.333	2nd Half:	2- 5	.400	Game: .353
FT % :	1st Half:	4- 6	.667	2nd Half:	5-10	.500	Game: .563

Lenior City High School (29-5)

	LCHS (HOME)		Total FG	Total AT	3-Pts FG	3-Pts AT	FT	AT	Rebounds OF	Rebounds DF	Rebounds To	PF	TP	A	TO	BK	ST	MN
30	Pickell, Amanda	f	3	12	2	9	0	0	0	2	2	1	8	0	4	0	2	24
42	Thaxton, Katrina	f	1	9	0	2	2	2	3	2	5	3	4	2	2	0	8	30
44	Cozart, DeeDee	c	3	6	0	0	1	3	2	2	4	3	7	0	2	0	0	27
10	Thacker, Liz	g	5	10	3	5	0	0	2	0	2	1	13	1	1	0	0	30
24	McGaha, Melissa	g	0	3	0	3	0	0	0	1	1	0	0	1	0	0	0	17
32	Helton, Gina		0	2	0	0	0	0	1	1	2	4	0	0	0	0	0	9
14	Lee, Erin		0	4	0	3	0	0	0	0	0	0	0	0	0	0	0	13
12	Harrill, Alisha		0	2	0	1	0	0	0	0	0	0	0	0	0	0	1	3
34	Duncan, Sarah		0	0	0	0	2	2	0	1	1	0	2	0	1	0	0	2
50	Childs, Candace		0	0	0	0	0	0	0	2	2	0	0	0	1	0	0	3
23	Cusick, Sarah		0	0	0	0	0	0	0	0	0	0	0	0	0	0	0	1
54	Cusick, Adri		0	0	0	0	1	2	1	0	1	0	1	0	0	0	0	1
40	Liles, Heather		0	0	0	0	0	0	0	1	1	0	0	0	0	0	0	1
52	Williams, Jeran		0	0	0	0	0	0	0	0	0	0	0	0	0	0	0	1
25	Miles, Catherine		--	--	--	--	--	--	--	--	--	--	--	--	--	--	--	DNP
	Team Totals								0	1	1				0			
	TOTALS		12	48	5	23	6	9	9	13	22	12	35	4	11	0	11	160

Deadball Rebounds: 1, 0: 1

Tot FG %:	1st Half:	7-24	.292	2nd Half:	5-24	.208	Game: .250
3-Pt FG %:	1st Half:	4-13	.308	2nd Half:	1-10	.100	Game: .217
FT % :	1st Half:	1- 3	.333	2nd Half:	5- 6	.833	Game: .667

	1st	2nd	OT	OT	Tot
DLHS	30	27			57
LCHS	19	16			35

OFFICIALS: Pete Norville, Dwayne Eubank, Marvin Leach

Technical Fouls: none

Attendance: TBA

Comments: 1997 TSSAA Class AA Quarterfinals

DLHS 11 19 11 16

LCHS 6 13 4 12

AA $\frac{1}{2}$ Time

OFFICIAL NCAA BASKETBALL BOX SCORE - FIRST HALF

David Lipscomb High School

Date: March 5, 1997

DLHS (VISITORS)			Total FG	Total AT	3-Pts FG	3-Pts AT	FT	FT AT	Rebounds OF	Rebounds DF	Rebounds To	PF	TP	A	TO	BK	ST	MN
25	Green, Rachel	f	3	6	3	6	0	0	0	1	1	0	9	0	1	0	0	12
44	Heffington, Rachel	f	1	1	0	0	0	0	1	3	4	2	2	1	0	0	0	8
50	Gagliano, Jamie	c	4	5	0	0	4	6	1	1	2	2	12	2	2	0	2	14
4	Gleaves, Jamie	g	0	0	0	0	0	0	0	1	1	1	0	0	2	0	1	9
24	Smith, Janci	g	1	3	1	3	0	0	0	1	1	0	3	1	0	0	0	11
5	Church, Jenny		0	0	0	0	0	0	0	2	2	0	0	1	1	0	0	7
12	Hollingsworth, Jane		0	3	0	3	0	0	0	2	2	0	0	2	0	1	0	9
42	Tyree, Michelle		2	3	0	0	0	0	3	3	6	0	4	0	2	0	0	9
34	Ray, Ashley		0	0	0	0	0	0	0	1	1	0	0	0	0	0	0	1
10	Sims, Christi		0	0	0	0	0	0	0	0	0	0	0	0	0	0	0	--
20	Glisson, Lindsey		0	0	0	0	0	0	0	0	0	0	0	0	0	0	0	--
30	Dean, Lindsay		0	0	0	0	0	0	0	0	0	0	0	0	0	0	0	--
32	Wilson, Meleia		0	0	0	0	0	0	0	0	0	0	0	0	0	0	0	--
33	Tidwell, Kristen		0	0	0	0	0	0	0	0	0	0	0	0	0	0	0	--
54	Gray, Bridgette		0	0	0	0	0	0	0	0	0	0	0	0	0	0	0	--
	Team Totals								1	0	1				0			
	TOTALS		11	21	4	12	4	6	6	15	21	5	30	7	8	1	3	80

Deadball Rebounds: 2, 0: 2

Tot FG %: 1st Half: 11-21 .524
3-Pt FG %: 1st Half: 4-12 .333
FT % : 1st Half: 4- 6 .667

Lenior City High School

LCHS (HOME)			Total FG	Total AT	3-Pts FG	3-Pts AT	FT	FT AT	Rebounds OF	Rebounds DF	Rebounds To	PF	TP	A	TO	BK	ST	MN
30	Pickell, Amanda	f	1	7	1	5	0	0	0	1	1	0	3	0	3	0	1	11
42	Thaxton, Katrina	f	1	4	0	1	0	0	1	2	3	1	2	2	0	0	4	16
44	Cozart, DeeDee	c	2	4	0	0	1	3	0	1	1	0	5	0	0	0	0	16
10	Thacker, Liz	g	3	5	3	3	0	0	1	0	1	0	9	1	1	0	0	16
24	McGaha, Melissa	g	0	3	0	3	0	0	0	0	0	0	0	1	0	0	0	10
32	Helton, Gina		0	0	0	0	0	0	1	0	1	2	0	0	0	0	0	5
14	Lee, Erin		0	1	0	1	0	0	0	0	0	0	0	0	0	0	0	6
12	Harrill, Alisha		0	0	0	0	0	0	0	0	0	0	0	0	0	0	0	--
23	Cusick, Sarah		0	0	0	0	0	0	0	0	0	0	0	0	0	0	0	--
25	Miles, Catherine		0	0	0	0	0	0	0	0	0	0	0	0	0	0	0	--
34	Duncan, Sarah		0	0	0	0	0	0	0	0	0	0	0	0	0	0	0	--
40	Liles, Heather		0	0	0	0	0	0	0	0	0	0	0	0	0	0	0	--
50	Childs, Candace		0	0	0	0	0	0	0	0	0	0	0	0	0	0	0	--
52	Williams, Jeran		0	0	0	0	0	0	0	0	0	0	0	0	0	0	0	--
54	Cusick, Adri		0	0	0	0	0	0	0	0	0	0	0	0	0	0	0	--
	Team Totals								0	0	0				0			
	TOTALS		7	24	4	13	1	3	3	4	7	3	19	4	4	0	5	80

Deadball Rebounds: 1, 0: 1

Tot FG %: 1st Half: 7-24 .292
3-Pt FG %: 1st Half: 4-13 .308
FT % : 1st Half: 1- 3 .333

DL 11 | 19
LC 6 | 13

	1st	2nd	OT	OT	Tot
DLHS	~~30~~				30
LCHS	~~19~~				19

OFFICIALS: Pete Norville,Dwayne Eubank,Marvin Leach
Technical Fouls:
Attendance: TBA
Comments: 1997 TSSAA Class AA Quarterfinals

OFFICIAL NCAA BASKETBALL BOX SCORE
Hickman County High School (30-4)

Site: Murfreesboro, Tenn.
Date: March 7, 1997

HCH (VISITORS)			Total FG	Total AT	3-Pts FG	3-Pts AT	FT	FT AT	Rebounds OF	Rebounds DF	Rebounds To	PF	TP	A	TO	BK	ST	MN
22	Judd, Amanda	f	3	8	2	6	0	4	1	2	3	2	8	0	1	0	4	32
25	Myatt, Becky	f	8	13	1	4	1	2	0	4	4	1	18	2	2	0	0	32
45	Scates, Talisha	c	2	9	0	0	3	4	5	3	8	2	7	1	2	0	0	31
15	Dick, Jennifer	g	4	6	0	0	2	2	2	7	9	3	10	0	2	0	2	30
21	Vincent, Emily	g	0	3	0	2	0	0	0	2	2	0	0	3	0	0	1	32-
23	Powers, Jenny		0	0	0	0	0	0	1	1	2	0	0	0	0	0	0	3
20	Jenkins, Cassidy		0	0	0	0	0	0	0	0	0	0	0	0	0	0	0	0+
03	McDonald, Heidi		--	--	--	--	--	--	--	--	--	--	--	--	--	--	--	DNP
05	Buchanan, Racheal		--	--	--	--	--	--	--	--	--	--	--	--	--	--	--	DNP
10	Jimerson, Brandi		--	--	--	--	--	--	--	--	--	--	--	--	--	--	--	DNP
40	Martin, Brandy		--	--	--	--	--	--	--	--	--	--	--	--	--	--	--	DNP
43	McClain, Eugenia		--	--	--	--	--	--	--	--	--	--	--	--	--	--	--	DNP
	Team Totals								0	1	1				1			
	TOTALS		17	39	3	12	6	12	9	20	29	8	43	6	8	0	7	160

Deadball Rebounds: 3, 0: 3

Tot FG %:	1st Half:	7-22	.318	2nd Half:	10-17	.588	Game:	.436
3-Pt FG %:	1st Half:	0- 5	.000	2nd Half:	3- 7	.429	Game:	.250
FT % :	1st Half:	0- 0	.000	2nd Half:	6-12	.500	Game:	.500

David Lipscomb High School (30-4)

DLHS (HOME)			Total FG	Total AT	3-Pts FG	3-Pts AT	FT	FT AT	Rebounds OF	Rebounds DF	Rebounds To	PF	TP	A	TO	BK	ST	MN
25	Green, Rachel	f	0	7	0	6	6	6	0	0	0	3	6	0	2	0	0	18
44	Heffington, Rachel	f	5	8	0	0	0	1	2	3	5	4	10	0	2	2	2	20
50	Gagliano, Jamie	c	3	6	0	0	1	1	2	3	5	3	7	1	1	0	1	29
4	Gleaves, Jamie	g	0	5	0	3	0	0	0	0	0	1	0	5	4	0	0	26
24	Smith, Janci	g	0	5	0	3	0	0	3	1	4	1	0	0	1	0	1	25
12	Hollingsworth, Jane		3	5	2	2	0	0	0	4	4	3	8	2	2	0	0	23
42	Tyree, Michelle		0	1	0	1	0	0	0	3	3	0	0	0	0	0	1	15
5	Church, Jenny		0	0	0	0	0	0	0	1	1	0	0	1	0	0	0	5
10	Sims, Christi		--	--	--	--	--	--	--	--	--	--	--	--	--	--	--	DNP
20	Glisson, Lindsey		--	--	--	--	--	--	--	--	--	--	--	--	--	--	--	DNP
30	Dean, Lindsay		--	--	--	--	--	--	--	--	--	--	--	--	--	--	--	DNP
32	Wilson, Meleia		--	--	--	--	--	--	--	--	--	--	--	--	--	--	--	DNP
33	Tidwell, Kristen		--	--	--	--	--	--	--	--	--	--	--	--	--	--	--	DNP
34	Ray, Ashley		--	--	--	--	--	--	--	--	--	--	--	--	--	--	--	DNP
54	Gray, Bridgette		--	--	--	--	--	--	--	--	--	--	--	--	--	--	--	DNP
	Team Totals								0	0	0				0			
	TOTALS		11	37	2	15	7	8	7	15	22	15	31	9	12	2	5	160

Deadball Rebounds: 0, 1: 1

Tot FG %:	1st Half:	6-20	.300	2nd Half:	5-17	.294	Game:	.297
3-Pt FG %:	1st Half:	1- 8	.125	2nd Half:	1- 7	.143	Game:	.133
FT % :	1st Half:	3- 3	1.000	2nd Half:	4- 5	.800	Game:	.875

	1st	2nd	OT	OT	Tot
HCH	14	29			43
DLHS	16	15			31

OFFICIALS: Pete Norville, Frank Hammons, Dwayne Eub
Technical Fouls: HCH Coach
Attendance: TBA
Comments: 1997 TSSAA Girls State Tournament -- Class AA semifinal

HCH	8	6	8	21
DLHS	5	11	8	24

OFFICIAL NCAA BASKETBALL BOX SCORE - FIRST HALF

Hickman County High School

Date: March 7, 1997

HCH (VISITORS)			Total FG	Total AT	3-Pts FG	3-Pts AT	FT	FT AT	Rebounds OF	Rebounds DF	Rebounds To	PF	TP	A	TO	BK	ST	MN
22	Judd, Amanda	f	0	2	0	2	0	0	0	1	1	1	0	0	0	0	1	16
25	Myatt, Becky	f	4	7	0	1	0	0	0	2	2	1	8	2	2	0	0	16
45	Scates, Talisha	c	1	6	0	0	0	0	3	1	4	1	2	0	0	0	0	15
15	Dick, Jennifer	g	2	4	0	0	0	0	1	1	2	1	4	0	1	0	2	14
21	Vincent, Emily	g	0	3	0	2	0	0	0	1	1	0	0	1	0	0	1	16
23	Powers, Jenny		0	0	0	0	0	0	1	1	2	0	0	0	0	0	0	3
20	Jenkins, Cassidy		0	0	0	0	0	0	0	0	0	0	0	0	0	0	0	--
3	McDonald, Heidi		0	0	0	0	0	0	0	0	0	0	0	0	0	0	0	--
5	Buchanan, Racheal		0	0	0	0	0	0	0	0	0	0	0	0	0	0	0	--
10	Jimerson, Brandi		0	0	0	0	0	0	0	0	0	0	0	0	0	0	0	--
40	Martin, Brandy		0	0	0	0	0	0	0	0	0	0	0	0	0	0	0	--
43	McClain, Eugenia		0	0	0	0	0	0	0	0	0	0	0	0	0	0	0	--
	Team Totals								0	1	1				0			
	TOTALS		7	22	0	5	0	0	5	8	13	4	14	3	3	0	4	80

Deadball Rebounds: 0, 0: 0

Tot FG %: 1st Half: 7-22 .318
3-Pt FG %: 1st Half: 0- 5 .000
FT % : 1st Half: 0- 0 .000

David Lipscomb High School

DLHS (HOME)			Total FG	Total AT	3-Pts FG	3-Pts AT	FT	FT AT	Rebounds OF	Rebounds DF	Rebounds To	PF	TP	A	TO	BK	ST	MN
25	Green, Rachel	f	0	4	0	3	2	2	0	0	0	0	2	0	0	0	0	13
44	Heffington, Rachel	f	2	3	0	0	0	0	2	2	4	1	4	0	1	2	0	10
50	Gagliano, Jamie	c	3	5	0	0	1	1	1	1	2	0	7	0	1	0	1	13
4	Gleaves, Jamie	g	0	2	0	1	0	0	0	0	0	0	0	3	3	0	0	12
24	Smith, Janci	g	0	3	0	2	0	0	3	1	4	1	0	0	0	0	0	10
12	Hollingsworth, Jane		1	2	1	1	0	0	0	2	2	2	3	2	0	0	0	9
42	Tyree, Michelle		0	1	0	1	0	0	0	2	2	0	0	0	0	0	0	9
5	Church, Jenny		0	0	0	0	0	0	0	1	1	0	0	1	0	0	0	4
10	Sims, Christi		0	0	0	0	0	0	0	0	0	0	0	0	0	0	0	--
20	Glisson, Lindsey		0	0	0	0	0	0	0	0	0	0	0	0	0	0	0	--
30	Dean, Lindsay		0	0	0	0	0	0	0	0	0	0	0	0	0	0	0	--
32	Wilson, Meleia		0	0	0	0	0	0	0	0	0	0	0	0	0	0	0	--
33	Tidwell, Kristen		0	0	0	0	0	0	0	0	0	0	0	0	0	0	0	--
34	Ray, Ashley		0	0	0	0	0	0	0	0	0	0	0	0	0	0	0	--
54	Gray, Bridgette		0	0	0	0	0	0	0	0	0	0	0	0	0	0	0	--
	Team Totals								0	0	0				0			
	TOTALS		6	20	1	8	3	3	6	9	15	4	16	6	5	2	1	80

Deadball Rebounds: 0, 1: 1

Tot FG %: 1st Half: 6-20 .300
3-Pt FG %: 1st Half: 1- 8 .125
FT % : 1st Half: 3- 3 1.000

HCH	8	10
DLHS	5	8

	1st	2nd	OT	OT	Tot
HCH	14				14
DLHS	16				16

OFFICIALS: Pete Norville, Frank Hammons, Dwayne Eubank
Technical Fouls: HCH Coach
Attendance: TBA
Comments: 1997 TSSAA Girls State Tournament -- Class AA semifinal

1996 Class AA State Girls' Basketball Tournament

March 6 - March 9, 1996 · Middle Tennessee State University - Murfreesboro

Game 1
Wed. Mar. 6 7:00 PM

Kingsbury (29-5)	41
South Greene (26-6)	55

Game 2
Wed. Mar. 6 8:30 PM

Hickman Co. (30-1)	45
Livingston Academy (32-2)	60

Game 3
Thu. Mar. 7 11:30 AM

Happy Valley (31-2)	56
Westview (32-1)	72

Game 4
Thu. Mar. 7 1:00 PM

York Institute (16-17)	46
David Lipscomb (26-6)	69

Game 5
Fri. Mar. 8 2:30 PM

South Greene	44
Livingston Academy	71

Game 6
Fri. Mar. 8 5:30 PM

Westview	63
David Lipscomb	55

Game 7
Sat. Mar. 9 5:00 PM

Livingston Academy	49
Westview	50

Westview
STATE CHAMPION

010

OFFICIAL NCAA BASKETBALL BOX SCORE — Site: Murfreesboro, Tenn.

David Lipscomb High School (27-6) — Date: March 7, 1996

	DLHS (VISITORS)		Total FG	Total AT	3-Pts FG	3-Pts AT	FT	FT AT	Rebounds OF	Rebounds DF	Rebounds To	PF	TP	A	TO	BK	ST	MN
25	Green, Rachel	f	5	9	3	6	1	1	2	1	3	1	14	2	0	0	0	23
32	Wells, Dee Dee	f	2	8	0	2	0	0	3	2	5	3	4	0	0	0	3	16
44	Heffington, Rachel	c	8	12	0	0	5	5	4	8	12	1	21	0	1	1	3	25
4	Gleaves, Jamie	g	0	4	0	2	3	4	0	0	0	2	3	3	1	0	1	20
20	Pearman, Emily	g	2	3	0	1	2	2	0	0	0	3	6	2	1	0	1	24
5	Church, Jenny		1	1	0	0	0	0	0	0	0	0	2	1	0	0	0	3
10	Sims, Christi		0	0	0	0	2	2	1	0	1	0	2	0	0	0	0	1
12	Hollingsworth, Jane		1	3	1	2	0	0	0	1	1	1	3	3	0	1	2	16
24	Smith, Janci		0	2	0	0	0	0	0	1	1	2	0	1	1	0	1	10
42	Tyree, Michelle		0	1	0	0	1	2	0	1	1	0	1	0	0	0	0	4
50	Gagliano, Jamie		6	10	0	0	0	0	3	0	3	3	12	0	2	0	1	19
15	Leaver, Laura		0	0	0	0	0	0	0	0	0	0	0	0	0	0	0	0+
30	Dean, Lindsay		--	--	--	--	--	--	--	--	--	--	--	--	--	--	--	DNP
34	Wilson, Meleia		0	0	0	0	1	2	0	0	0	0	1	0	0	0	1	0+
33	Ray, Ashley		0	0	0	0	0	0	0	0	0	0	0	0	0	0	0	0+
	Team Totals								0	1	1				0			
	TOTALS		25	53	4	13	15	18	13	15	28	16	69	12	6	2	13	160

Deadball Rebounds: 1, 0: 1

Tot FG %:	1st Half: 13-29	.448	2nd Half: 12-24	.500	Game:	.472
3-Pt FG %:	1st Half: 3-10	.300	2nd Half: 1- 3	.333	Game:	.308
FT % :	1st Half: 1- 1	1.000	2nd Half: 14-17	.824	Game:	.833

York Institute (16-18)

	YI (HOME)		Total FG	Total AT	3-Pts FG	3-Pts AT	FT	FT AT	Rebounds OF	Rebounds DF	Rebounds To	PF	TP	A	TO	BK	ST	MN
21	Holt, Kipp	f	3	7	2	6	3	4	0	5	5	2	11	1	0	0	1	29
31	Cooper, Mahaliah	f	4	8	1	1	2	4	3	5	8	3	11	2	8	0	0	28
44	Patton, Sabrina	c	0	2	0	0	3	4	1	0	1	1	3	1	1	0	0	18
12	Owens, Felicia	g	4	7	4	7	0	0	0	2	2	4	12	0	2	0	0	24
15	Storie, Missy	g	1	3	0	1	0	0	0	2	2	5	2	4	2	0	0	24
14	Patton, Ami		0	0	0	0	0	0	0	0	0	0	0	0	0	0	0	2
23	Bowden, Shelly		0	1	0	1	0	0	0	0	0	0	0	0	0	0	0	1
24	York, Crystal		0	1	0	0	0	0	0	0	0	0	0	0	0	0	0	1
45	Pendergrass, Julie		0	1	0	0	0	0	0	1	1	1	0	0	4	0	0	13
52	Beaty, Rebecca		3	4	0	0	1	1	2	1	3	1	7	0	2	0	0	18
53	Huddleston, Jana		0	1	0	0	0	0	0	0	0	0	0	0	0	0	0	1
55	Rains, Courtney		0	0	0	0	0	0	0	0	0	0	0	0	0	0	0	1
11	King, Michelle		0	0	0	0	0	0	0	0	0	0	0	0	0	0	0	0+
25	Crockett, Amanda		0	0	0	0	0	0	1	0	1	0	0	0	2	0	0	0+
43	Smith, Amelia		0	0	0	0	0	0	0	0	0	2	0	0	0	0	0	0+
	Team Totals								1	1	2				0			
	TOTALS		15	35	7	16	9	13	8	17	25	19	46	8	21	0	1	160

Deadball Rebounds: 1, 0: 1

Tot FG %:	1st Half: 6-14	.429	2nd Half: 9-21	.429	Game:	.429
3-Pt FG %:	1st Half: 3- 6	.500	2nd Half: 4-10	.400	Game:	.438
FT % :	1st Half: 9-11	.818	2nd Half: 0- 2	.000	Game:	.692

	1st	2nd	OT	OT	Tot
DLHS	30	39			69
YI	24	22			46

OFFICIALS: Fred Ivie, Roy Dill, Jim Gardner

Technical Fouls: none

Attendance: TBA

Comments: 1996 TSSAA Class AA Quarterfinals

Quarter Scoring

DL	13	17	13	26
YI	15	9	16	6

010

OFFICIAL NCAA BASKETBALL BOX SCORE - FIRST HALF

David Lipscomb High School

Date: March 7, 1996

DLHS (VISITORS)			Total FG	Total AT	3-Pts FG	3-Pts AT	FT	AT	Rebounds OF	DF	To	PF	TP	A	TO	BK	ST	MN
25	Green, Rachel	f	3	5	2	4	0	0	0	1	1	1	8	0	0	0	0	11
32	Wells, Dee Dee	f	0	3	0	1	0	0	0	0	0	3	0	0	0	0	2	7
44	Heffington, Rachel	c	5	7	0	0	1	1	3	4	7	0	11	0	0	0	2	13
4	Gleaves, Jamie	g	0	2	0	2	0	0	0	0	0	2	0	3	0	0	1	11
20	Pearman, Emily	g	1	2	0	1	0	0	0	0	0	1	2	0	1	0	1	13
5	Church, Jenny		1	1	0	0	0	0	0	0	0	0	2	1	0	0	0	1
10	Sims, Christi		0	0	0	0	0	0	0	0	0	0	0	0	0	0	0	--
12	Hollingsworth, Jane		1	3	1	2	0	0	0	0	0	1	3	1	0	0	0	7
15	Leaver, Laura		0	0	0	0	0	0	0	0	0	0	0	0	0	0	0	--
24	Smith, Janci		0	2	0	0	0	0	0	1	1	1	0	0	1	0	1	5
30	Dean, Lindsay		0	0	0	0	0	0	0	0	0	0	0	0	0	0	0	--
34	Wilson, Meleia		0	0	0	0	0	0	0	0	0	0	0	0	0	0	0	--
42	Tyree, Michelle		0	0	0	0	0	0	0	0	0	0	0	0	0	0	0	2
50	Gagliano, Jamie		2	4	0	0	0	0	2	0	2	1	4	0	2	0	1	10
33	Ray, Ashley		0	0	0	0	0	0	0	0	0	0	0	0	0	0	0	--
	Team Totals								0	0	0				0			
	TOTALS		13	29	3	10	1	1	5	6	11	10	30	5	4	0	8	80

Deadball Rebounds: 0, 0: 0

Tot FG %: 1st Half: 13-29 .448
3-Pt FG %: 1st Half: 3-10 .300
FT % : 1st Half: 1- 1 1.000

York Institute

YI (HOME)			Total FG	Total AT	3-Pts FG	3-Pts AT	FT	AT	Rebounds OF	DF	To	PF	TP	A	TO	BK	ST	MN
21	Holt, Kipp	f	2	4	1	3	3	4	0	1	1	1	8	1	0	0	0	15
31	Cooper, Mahaliah	f	2	3	1	1	2	2	2	4	6	2	7	0	6	0	0	14
44	Patton, Sabrina	c	0	2	0	0	3	4	1	1	2	0	3	1	0	0	0	13
12	Owens, Felicia	g	1	2	1	2	0	0	0	2	2	1	3	0	1	0	0	11
15	Storie, Missy	g	0	0	0	0	0	0	0	1	1	1	0	1	2	0	0	13
11	King, Michelle		0	0	0	0	0	0	0	0	0	0	0	0	0	0	0	--
14	Patton, Ami		0	0	0	0	0	0	0	0	0	0	0	0	0	0	0	--
23	Bowden, Shelly		0	0	0	0	0	0	0	0	0	0	0	0	0	0	0	--
24	York, Crystal		0	0	0	0	0	0	0	0	0	0	0	0	0	0	0	--
25	Crockett, Amanda		0	0	0	0	0	0	0	0	0	0	0	0	0	0	0	--
43	Smith, Amelia		0	0	0	0	0	0	0	0	0	0	0	0	0	0	0	--
45	Pendergrass, Julie		0	1	0	0	0	0	0	1	1	1	0	0	3	0	0	4
52	Beaty, Rebecca		1	2	0	0	1	1	1	1	2	0	3	0	0	0	0	10
53	Huddleston, Jana		0	0	0	0	0	0	0	0	0	0	0	0	0	0	0	--
55	Rains, Courtney		0	0	0	0	0	0	0	0	0	0	0	0	0	0	0	--
	Team Totals								0	0	0				0			
	TOTALS		6	14	3	6	9	11	4	11	15	6	24	3	12	0	0	80

Deadball Rebounds: 0, 0: 0

Tot FG %: 1st Half: 6-14 .429
3-Pt FG %: 1st Half: 3- 6 .500
FT % : 1st Half: 9-11 .818

	1st	2nd	OT	OT	Tot
DLHS	13	17			30
YI	15	9			24

OFFICIALS: Fred Ivie, Roy Dill, Jim Gardner
Technical Fouls:
Attendance:
Comments: 1996 TSSAA Class AA Quarterfinals

OFFICIAL NCAA BASKETBALL BOX SCORE — Site: Murfreesboro, Tenn.

David Lipscomb High School (27-7) — Date: March 8, 1996

DLHS (VISITORS)			Total FG	Total AT	3-Pts FG	3-Pts AT	FT	FT AT	Rebounds OF	Rebounds DF	Rebounds To	PF	TP	A	TO	BK	ST	MN
25	Green, Rachel	f	1	7	1	5	1	2	5	3	8	5	4	1	3	0	0	24
32	Wells, Dee Dee	f	0	4	0	1	1	2	2	3	5	2	1	1	1	1	1	24
44	Heffington, Rachel	c	13	20	0	0	3	8	7	11	18	1	29	0	0	3	3	30
4	Gleaves, Jamie	g	0	1	0	1	0	1	0	0	0	5	0	3	6	0	1	17
20	Pearman, Emily	g	1	1	1	1	2	2	0	1	1	5	5	1	1	0	0	19
5	Church, Jenny		0	0	0	0	0	0	0	1	1	1	0	0	2	0	1	1
10	Sims, Christi		0	0	0	0	0	0	0	0	0	1	0	0	1	0	0	1
12	Hollingsworth, Jane		0	1	0	1	0	0	1	0	1	3	0	4	3	0	0	18
42	Tyree, Michelle		1	1	0	0	0	0	1	1	2	0	2	0	0	0	0	2
50	Gagliano, Jamie		2	2	0	0	0	0	0	2	2	0	4	0	1	0	0	8
52	Smith, Janci		3	5	3	5	1	2	0	2	2	1	10	2	2	0	0	16
15	Leaver, Laura		--	--	--	--	--	--	--	--	--	--	--	--	--	--	--	DNP
22	Carmen, Kim		--	--	--	--	--	--	--	--	--	--	--	--	--	--	--	DNP
34	Wilson, Meleia		--	--	--	--	--	--	--	--	--	--	--	--	--	--	--	DNP
54	Gray, Bridgette		--	--	--	--	--	--	--	--	--	--	--	--	--	--	--	DNP
	Team Totals								0	1	1				2			
	TOTALS		21	42	5	14	8	17	16	25	41	24	55	12	22	4	6	160

Deadball Rebounds: 4, 0: 4

Tot FG %:	1st Half: 10-19	.526	2nd Half: 11-23	.478	Game:	.500
3-Pt FG %:	1st Half: 3- 7	.429	2nd Half: 2- 7	.286	Game:	.357
FT % :	1st Half: 4- 8	.500	2nd Half: 4- 9	.444	Game:	.471

Martin Westview High School (34-1)

MWHS (HOME)			Total FG	Total AT	3-Pts FG	3-Pts AT	FT	FT AT	Rebounds OF	Rebounds DF	Rebounds To	PF	TP	A	TO	BK	ST	MN
21	Thompson, Mona	f	6	12	0	0	6	6	6	2	8	3	18	0	2	0	4	15
30	Hurst, Becky	f	1	6	1	5	7	8	0	0	0	2	10	0	0	0	0	15
42	Lacy, Julie	c	2	7	0	2	0	0	2	0	2	5	4	0	1	0	0	9
00	Atkins, Tasha	g	0	1	0	0	12	14	1	2	3	3	12	1	1	0	0	15
4	Hurst, Crystal	g	3	5	0	1	2	4	2	1	3	3	8	2	2	0	2	14
10	Gaylord, Carmen		1	2	0	0	0	0	0	0	0	0	2	1	2	0	0	16
11	Phelps, Jolelyn		2	6	1	3	0	2	1	2	3	0	5	0	0	0	1	13
12	Russ, Stacey		1	2	1	2	0	0	0	0	0	0	3	0	0	0	0	18
14	Boroughs, Beth Anne		0	9	0	6	1	2	0	0	0	0	1	2	1	0	1	30
32	Thompson, Lori Beth		0	0	0	0	0	0	0	1	1	1	0	0	1	0	0	14
20	Box, Corrine		--	--	--	--	--	--	--	--	--	--	--	--	--	--	--	DNP
22	Alexander, Krystal		--	--	--	--	--	--	--	--	--	--	--	--	--	--	--	DNP
44	Wilson, Katie		--	--	--	--	--	--	--	--	--	--	--	--	--	--	--	DNP
52	Wade, Allison		--	--	--	--	--	--	--	--	--	--	--	--	--	--	--	DNP
54	Evans, Stacie		--	--	--	--	--	--	--	--	--	--	--	--	--	--	--	DNP
	Team Totals								1	2	3				0			
	TOTALS		16	50	3	19	28	36	13	10	23	17	63	6	10	0	8	160

Deadball Rebounds: 4, 0: 4

Tot FG %:	1st Half: 10-34	.294	2nd Half: 6-16	.375	Game:	.320
3-Pt FG %:	1st Half: 3-14	.214	2nd Half: 0- 5	.000	Game:	.158
FT % :	1st Half: 7- 8	.875	2nd Half: 21-28	.750	Game:	.778

	1st	2nd	OT	OT	Tot
DLHS	27	28			55
MWHS	30	33			63

OFFICIALS: Kenneth Grove, Allen Melton, Larry Crum
Technical Fouls: none
Attendance: TBA
Comments: 1996 TSSAA Class AA Semifinals

Game Score by Quarters

DLHS	18	9	9	19
MWHS	13	17	14	19

010

OFFICIAL NCAA BASKETBALL BOX SCORE - FIRST HALF

David Lipscomb High School — Date: March 8, 1996

DLHS (VISITORS)			Total FG	Total AT	3-Pts FG	3-Pts AT	FT	FT AT	Rebounds OF	Rebounds DF	Rebounds To	PF	TP	A	TO	BK	ST	MN
25	Green, Rachel	f	1	3	1	2	1	2	3	1	4	1	4	1	3	0	0	14
32	Wells, Dee Dee	f	0	3	0	1	0	0	1	1	2	1	0	0	1	0	1	11
44	Heffington, Rachel	c	5	7	0	0	1	4	2	7	9	1	11	0	0	3	0	15
4	Gleaves, Jamie	g	0	0	0	0	0	0	0	0	0	1	0	2	4	0	1	10
20	Pearman, Emily	g	1	1	1	1	2	2	0	1	1	2	5	0	1	0	0	7
5	Church, Jenny		0	0	0	0	0	0	0	1	1	0	0	0	1	0	1	1
10	Sims, Christi		0	0	0	0	0	0	0	0	0	0	0	0	0	0	0	--
12	Hollingsworth, Jane		0	0	0	0	0	0	0	0	0	1	0	2	2	0	0	8
15	Leaver, Laura		0	0	0	0	0	0	0	0	0	0	0	0	0	0	0	--
22	Carmen, Kim		0	0	0	0	0	0	0	0	0	0	0	0	0	0	0	--
34	Wilson, Meleia		0	0	0	0	0	0	0	0	0	0	0	0	0	0	0	--
42	Tyree, Michelle		1	1	0	0	0	0	1	1	2	0	2	0	0	0	0	2
50	Gagliano, Jamie		1	1	0	0	0	0	0	1	1	0	2	0	0	0	0	4
52	Smith, Janci		1	3	1	3	0	0	0	2	2	0	3	2	1	0	0	8
54	Gray, Bridgette		0	0	0	0	0	0	0	0	0	0	0	0	0	0	0	--
	Team Totals								0	1	1				1			
	TOTALS		10	19	3	7	4	8	7	16	23	7	27	7	14	3	3	80

Deadball Rebounds: 2, 0: 2

Tot FG %: 1st Half: 10-19 .526
3-Pt FG %: 1st Half: 3- 7 .429
FT % : 1st Half: 4- 8 .500

Martin Westview High School

MWHS (HOME)			Total FG	Total AT	3-Pts FG	3-Pts AT	FT	FT AT	Rebounds OF	Rebounds DF	Rebounds To	PF	TP	A	TO	BK	ST	MN
21	Thompson, Mona	f	4	7	0	0	4	4	4	0	4	2	12	0	1	0	1	10
30	Hurst, Becky	f	1	5	1	4	0	0	0	0	0	1	3	0	0	0	0	10
42	Lacy, Julie	c	1	5	0	1	0	0	1	0	1	1	2	0	0	0	0	7
00	Atkins, Tasha	g	0	1	0	0	2	2	0	0	0	1	2	0	0	0	0	10
4	Hurst, Crystal	g	2	3	0	1	0	0	1	1	2	1	4	2	1	0	2	9
10	Gaylord, Carmen		0	1	0	0	0	0	0	0	0	0	0	1	1	0	0	6
11	Phelps, Jolelyn		1	5	1	3	0	0	1	1	2	0	3	0	0	0	1	9
12	Russ, Stacey		1	2	1	2	0	0	0	0	0	0	3	0	0	0	0	7
14	Boroughs, Beth Anne		0	5	0	3	1	2	0	0	0	0	1	2	1	0	1	9
20	Box, Corrine		0	0	0	0	0	0	0	0	0	0	0	0	0	0	0	--
22	Alexander, Krystal		0	0	0	0	0	0	0	0	0	0	0	0	0	0	0	--
32	Thompson, Lori Beth		0	0	0	0	0	0	0	1	1	1	0	0	1	0	0	3
44	Wilson, Katie		0	0	0	0	0	0	0	0	0	0	0	0	0	0	0	--
52	Wade, Allison		0	0	0	0	0	0	0	0	0	0	0	0	0	0	0	--
54	Evans, Stacie		0	0	0	0	0	0	0	0	0	0	0	0	0	0	0	--
	Team Totals								1	1	2				0			
	TOTALS		10	34	3	14	7	8	8	4	12	7	30	5	5	0	5	80

Deadball Rebounds: 1, 0: 1

Tot FG %: 1st Half: 10-34 .294
3-Pt FG %: 1st Half: 3-14 .214
FT % : 1st Half: 7- 8 .875

	1st	2nd	OT	OT	Tot
DLHS	27				27
MWHS	30				30

OFFICIALS: Kenneth Grove, Allen Melton, Larry Crum
Technical Fouls:
Attendance: TBA
Comments: 1996 TSSAA Class AA Semifinals

Game by quarters

DLHS	18	9
MWHS	13	17

1987 Class AA State Girls' Basketball Tournament

March 11 - March 14, 1987 · Middle Tennessee State University - Murfreesboro



7

FICIAL NCAA BASKETBALL BOX SCORE

Date 3/12/87 Site Murphy Center

Final

SITORS (Last Name, First)

	DAVID LIPSCOMB		FG	FGA	FT	FTA	REB	PF	TP	MIN	A	TO	BLK	S
	Beth Tallent	f	5	13	4	4	4	3	14		5	0	0	2
	Amy Fuller	f	12	15	5	5	9	1	29		1	3	0	5
2	Shelli Hutcheson	c	6	9	3	4	10	2	15		2	2	0	0
0	Elisa Bucker	g	2	3	3	3	2	1	7		0	0	0	0
2	Brooke Meyer	g	2	4	0	0	0	2	4		4	0	0	0
1	Jennifer Acuff		0	2	2	3	2	1	2		0	4	0	1
1	Jamie Council		1	5	0	0	3	4	2		0	1	0	0
1	Katie Flaugher		0	4	0	0	0	0	0		0	1	0	1
1	Leigh Ann Bronstein		0	2	0	0	1	0	0		0	1	0	1
0	Midge Taylor		0	0	2	2	0	0	2		0	0	0	0
	Tony Todd		DNP											
	TEAM REBOUNDS (Included in Totals)						2							
	TOTALS		28	57	19	21	33	14	75		12	12	0	10

FG %: 1st Half .517 2nd Half _____ Game .491 Deadball Rebounds 1

FT %: 1st Half .875 2nd Half _____ Game .905

OME

	MEMPHIS EAST		FG	FGA	FT	FTA	REB	PF	TP	MIN	A	TO	BLK	S
	Deidra Carter	f	7	17	2	4	8	4	16		5	9	0	3
0	Teresa Sugars	f	8	32	6	11	7	4	22		1	1	0	3
5	Regina Rhodes	c	3	6	1	4	6	4	7		0	1	0	1
1	Twila Guy	g	3	8	1	2	10	0	7		0	2	0	0
5	Vicky Burks	g	0	2	0	0	2	3	0		2	0	0	1
	Jennifer Cunningham		0	0	0	0	0	0	0		0	0	0	0
1	Penny Jones		0	0	0	0	0	1	0		0	0	0	0
1	Bobbie Banks		DNP											
1	Yolanda Gunn		1	1	0	0	2	0	2		0	0	0	0
5	Marilyn Hudson		0	2	0	0	4	0	0		0	1	0	0
	TEAM REBOUNDS (Included in Totals)						3							
	TOTALS		22	68	10	21	41	16	54		8	14	0	8

FG %: 1st Half .360 2nd Half _____ Game .324 Deadball Rebounds 3

FT %: 1st Half .500 2nd Half _____ Game .476

FFICIALS: Larry R. Owens, Billy H. Barnard

SCORE BY PERIODS	1st H.	2nd H.	OT	OT	FINAL
D. Lipscomb	23-14	24-14			75
Mem. East	12-11	7-24			54

echnical Fouls:

tendance

Copyright 1985 National Collegiate Athletic Association

8

OFFICIAL NCAA BASKETBALL BOX SCORE

Date 3/12/87 Site Murphy Center

VISITORS (Last Name, First) HALF

No.	DAVID LIPSCOMB		FG	FGA	FT	FTA	REB	PF	TP	MIN	A	TO	BLK	S
4	Beth Tallent	f	3	8	0	0	1	2	6		4	0	0	2
14	Amy Fuller	f	7	10	4	4	5	1	18		1	1	0	2
32	Shelli Hutcheson	c	4	6	1	2	6	0	9		0	1	0	0
40	Elisa Rucker	g	0	1	2	2	2	1	2		0	0	0	0
42	Brooke Meyer	g	1	3	0	0	0	2	2		3	0	0	0
24	Jennifer Acuff		DNP											
34	Jamie Council		DNP											
54	Katie Flaugher		0	1	0	0	0	0	0		0	0	0	0
44	Leigh Ann Bronstein		DNP											
20	Midge Taylor		DNP											
10	Tony Todd		DNP											
	TEAM REBOUNDS (Included in Totals)						2							
	TOTALS		15	29	7	8	16	6	37		8	2	0	4

FG %: 1st Half .517 2nd Half ____ Game ____ Deadball Rebounds 1

FT %: 1st Half .875 2nd Half ____ Game ____

HOME

No.	MEMPHIS EAST		FG	FGA	FT	FTA	REB	PF	TP	MIN	A	TO	BLK	S
12	Deidra Carter	f	2	5	1	2	4	0	5		4	5	0	1
10	Teresa Sugars	f	5	14	4	8	3	2	14		1	0	0	1
35	Regina Rhodes	c	1	2	0	0	1	2	2		0	0	0	0
31	Twila Guy	g	1	2	0	0	4	0	2		0	1	0	0
15	Vicky Burks	g	0	2	0	0	2	2	0		2	0	0	0
11	Jennifer Cunningham		0	0	0	0	0	0	0		0	0	0	0
14	Penny Jones		DNP											
21	Bobbie Banks		DNP											
24	Yolanda Gunn		DNP											
25	Marilyn Hudson		DNP											
	TEAM REBOUNDS (Included in Totals)						1							
	TOTALS		9	25	5	10	15	6	23		7	6	0	2

FG %: 1st Half .360 2nd Half ____ Game ____ Deadball Rebounds 1

FT %: 1st Half .500 2nd Half ____ Game ____

OFFICIALS: Larry R. Owens, Billy H. Barnard

Technical Fouls: ____

Attendance ____

Copyright 1985 National Collegiate Athletic Association

SCORE BY PERIODS	1st H.	2nd H.	OT	OT	FINA
David Lipscomb	23-				
Mem. EAST	12-11				

16

OFFICIAL NCAA BASKETBALL BOX SCORE

Date 3-13-87 Site Murfreesboro, TN.

VISITORS (Last Name, First) FINAL

No.	CANNON COUNTY		FG	FGA	FT	FTA	REB	PF	TP	MIN	A	TO	BLK	S
31	Julie POWELL	f	6	15	4	4	11	2	16		4	2	3	0
25	Debbie LAWSON	f	4	6	3	4	5	4	11		0	2	1	0
51	Karen TODD	c	6	9	2	3	6	4	14		1	0	0	0
35	Sandy HAZEL	g	4	10	2	3	11	1	10		1	7	0	1
33	Carla LEFEVERS	g	5	8	2	2	4	5	12		1	1	0	4
50	Reggie KING		1	7	1	2	5	1	3		1	5	0	0
41	Suzette ARMSTRONG		0	0	1	3	0	0	1		0	0	0	0
15	Catherine REED													
45	Susan WOOD													
53	Tracy SMITHSON													
11	Tara SOLOMON													
21	Kim DAVIS													
	TEAM REBOUNDS (Included in Totals)						2							
	TOTALS		26	55	15	21	44	17	67		8	17	4	5

FG %: 1st Half _____ 2nd Half [redacted] Game .473

FT %: 1st Half _____ 2nd Half _____ Game .714

Deadball Rebounds 0

HOME

No.	DAVID LIPSCOMB		FG	FGA	FT	FTA	REB	PF	TP	MIN	A	TO	BLK	S
42	Brooke MEYER	f	3	9	0	0	4	2	6		0	1	0	0
40	Elisa RUCKER	f	1	3	2	3	5	2	4		0	1	0	0
32	Shelli HUTCHESON	c	2	6	4	7	6	3	8		1	2	2	1
14	Amy FULLER	g	7	23	5	6	5	2	19		0	5	1	1
4	Beth TALLENT	g	5	17	3	4	2	5	13		0	1	0	2
24	Jennifer ACUFF		0	1	0	0	0	0	0		0	0	0	0
34	Jamie COUNCIL		0	1	0	0	2	1	0		0	1	0	0
54	Katie FLAUGHER		0	1	0	0	0	0	0		0	0	0	0
44	Leigh Ann BRONSTEIN													
20	Midge TAYLOR													
10	Tony TODD													
	TEAM REBOUNDS (Included in Totals)						0							
	TOTALS		18	61	14	20	24	15	50		1	11	3	4

FG %: 1st Half _____ 2nd Half _____ Game .295

FT %: 1st Half _____ 2nd Half _____ Game .700

Deadball Rebounds 0

OFFICIALS: James Dodson, Gene Whitson

Technical Fouls: _____

Attendance _____

SCORE BY PERIODS	1st H.	2nd H.	OT	OT	FINAL
CANNON COUNTY	14-14	14-25			67
DAVID LIPSCOMB	8-11	14-17			50

Copyright 1985 National Collegiate Athletic Association

16

OFFICIAL NCAA BASKETBALL BOX SCORE

Date 3-13-87 Site Murfreesboro, TN.

VISITORS (Last Name, First) HALFTIME

No.	CANNON COUNTY		FG	FGA	FT	FTA	REB	PF	TP	MIN	A	TO	BLK	S
31	Julie POWELL	f	1	6	0	0	3	2	2		3	0	3	0
25	Debbie LAWSON	f	1	3	0	0	1	2	2		0	0	1	0
51	Karen TODD	c	6	9	0	0	4	4	12		0	0	0	0
35	Sandy HAZEL	g	1	4	0	0	6	0	2		0	4	0	1
33	Carla LEFEVERS	g	5	6	0	0	2	2	10		1	1	0	3
50	Reggie KING		0	0	0	0	0	0	0		0	0	0	0
41	Suzette ARMSTRONG													
15	Catherine REED													
45	Susan WOOD													
53	Tracy SMITHSON													
11	Tara SOLOMON													
21	Kim DAVIS													
	TEAM REBOUNDS (Included in Totals)						0							
	TOTALS		14	28	0	0	16	10	28		4	5	4	4

FG %: 1st Half .500 2nd Half ____ Game ____ Deadball Rebounds 0

FT %: 1st Half .000 2nd Half ____ Game ____

HOME

No.	DAVID LIPSCOMB		FG	FGA	FT	FTA	REB	PF	TP	MIN	A	TO	BLK	S
42	Brooke MEYER	f	3	3	0	0	2	0	6		0	1	0	0
40	Elisa RUCKER	f	0	2	1	2	4	0	1		0	0	0	0
32	Shelli HUTCHESON	c	0	3	3	6	5	0	3		0	2	2	1
14	Amy FULLER	g	1	8	3	4	3	1	5		0	1	0	1
4	Beth TALLENT	g	1	7	2	2	2	2	4		0	1	0	0
24	Jennifer ACUFF													
34	Jamie COUNCIL													
54	Katie FLAUGHER		0	1	0	0	0	0	0		0	0	0	0
44	Leigh Ann BRONSTEIN													
20	Midge TAYLOR													
10	Tony TODD													
	TEAM REBOUNDS (Included in Totals)						0							
	TOTALS		5	24	9	14	16	3	19		0	5	2	2

FG %: 1st Half .208 2nd Half ____ Game ____ Deadball Rebounds 3

FT %: 1st Half .642 2nd Half ____ Game ____

OFFICIALS: James Dodson, Gene Whitson

Technical Fouls: ____

Attendance ____

SCORE BY PERIODS	1st H.	2nd H.	OT	OT	FINAL
CANNON COUNTY	14-14				
DAVID LIPSCOMB	8-11				

Copyright 1985 National Collegiate Athletic Association

1986 Class AA State Girls' Basketball Tournament

March 12 - March 15, 1986 · Middle Tennessee State University - Murfreesboro



OFFICIAL NCAA BASKETBALL BOX SCORE

FINAL

Date 2-13-86 Site Murfreesboro, Tenn.

VISITORS (Last Name, First)

No.	LIPSCOMB (30-3)		FG	FGA	FT	FTA	REB	PF	TP	MIN	A	TO	BLK	S
14	Amy FULLER	f	2	4	12	14	9	3	16		2	4	0	2
30	Sonya MANSFIELD	f	5	6	0	0	4	4	10		1	0	0	0
42	Michelle WISE	c	4	5	1	3	7	4	9		1	1	1	0
4	Beth TALLENT	g	4	7	2	2	2	2	10		0	3	0	1
22	Laura MOORE	g	0	1	0	0	0	2	0		2	1	0	1
20	Andrea BAIRD		1	1	1	2	0	1	3		3	4	0	[illegible]
10	Beth LANGFORD		0	0	0	0	0	0	0		0	0	0	[illegible]
24	Jennifer ACUFF		0	0	0	0	0	0	0		0	0	0	[illegible]
32	Shelli Hutcheson		0	2	1	2	1	1	1		0	0	0	[illegible]
34	Jamie COUNCIL					NP								
40	Elisa RUCKER					NP								
44	Brooke MEYER					NP								
	TEAM REBOUNDS (Included in Totals)						0							
	TOTALS		16	26	17	23	23	17	49		9	13	[illegible]	[illegible]

FG %: 1st Half .667 (4-15) 2nd Half .545 Game .615 (16-26)

FT %: 1st Half .667 (2-3) 2nd Half .250 Game .739 (17-23)

Deadball Rebounds 0

HOME

No.	LIVINGSTON (24-11)		FG	FGA	FT	FTA	REB	PF	TP	MIN	A	TO	BLK	S
14	Tammy ROBBINS	f	4	11	1	3	4	1	9		0	2	0	[illegible]
44	Rhonda WHITE	f	6	9	6	8	5	5	18		2	3	0	1
51	Sandy PRYOR	c	1	2	0	1	5	3	2		0	1	0	1
10	Jen HOLMAN	g	0	7	3	7	7	2	3		2	4	0	0
24	Tonia WOOLBRIGHT	g	1	8	0	0	1	4	2		0	0	0	1
32	Camellia COWAN		0	0	0	0	0	0	0		0	0	0	0
52	Kim LEDBETTER		0	0	1	2	1	1	1		0	0	0	1
42	Tammy WHITE				NP									
21	Julie PARROTT				NP									
40	Patty ALLEN		0	0	0	0	0	1	0		0	0	0	[illegible]
15	Marcie TINCH		1	1	0	0	0	0	2		0	0	0	0
12	Becky SMITH		0	0	0	0	1	0	0		0	0	0	[illegible]
20	MELTON		1	1	0	0	1	0	2		0	1	0	[illegible]
33	SAVAGE		0	0	0	0	0	0	0		0	0	0	[illegible]
	TEAM REBOUNDS (Included in Totals)						0							
	TOTALS		14	39	11	21	25	17	39		4	11	0	[illegible]

FG %: 1st Half .400 (6-15) 2nd Half .333 (8-24) Game .358 (14-39)

FT %: 1st Half .500 (6-12) 2nd Half .555 (5-9) Game .523 (11-21)

Deadball Rebounds 3

OFFICIALS: Thomas Long / Joe Dolan

Technical Fouls:

Attendance

Copyright 1985 National Collegiate Athletic Association

SCORE BY PERIODS	1st H.	2nd H.	OT	OT	FINAL
LIPSCOMB	9-13	18-15			
LIVINGSTON	10-8	7-14			

OFFICIAL NCAA BASKETBALL BOX SCORE Date [illegible] Site [illegible], Tenn.

VISITORS (Last Name, First) HALFTIME

No.	LIPSCOMB		FG	FGA	FT	FTA	REB	PF	TP	MIN	A	TO	BLK	S
14	Amy FULLER	f	2	3	1	1	5	1	5		0	3	0	1
30	Sonya MANSFIELD	f	3	3	0	0	2	1	6		0	0	0	0
42	Michelle WISE	c	1	1	0	0	2	2	2		1	1	1	0
4	Beth TALLENT	g	3	4	0	0	0	2	6		0	1	0	1
22	Laura MOORE	g	0	1	0	0	0	2	0		2	1	0	1
20	Andrea BAIRD		1	1	0	0	0	0	2		2	2	0	0
10	Beth LANGFORD													
24	Jennifer ACUFF		0	0	0	0	0	0	0		0	0	0	0
32	Shelli HUTCHESON		0	2	1	2	0	1	1		0	0	0	0
34	Jamie COUNCIL													
40	Elisa RUCKER													
44	Brooke MEYER													
	TEAM REBOUNDS (Included in Totals)						0							
	TOTALS		10	15	2	3	9	9	22		5	8	1	3

FG %: 1st Half .667 (10-15) 2nd Half _____ Game _____ Deadball Rebounds 0

FT %: 1st Half .667 (2-3) 2nd Half _____ Game _____

HOME

No.	LIVINGSTON		FG	FGA	FT	FTA	REB	PF	TP	MIN	A	TO	BLK	S
14	Tammy ROBBINS	f	1	3	1	3	2	1	3		0	2	0	2
44	Rhonda WHITE	f	3	4	3	4	2	2	9		1	2	0	1
51	Sandy PRYOR	c	1	1	0	0	2	0	2		0	1	0	0
10	Jen HOLMAN	g	0	3	1	3	5	0	1		0	3	0	0
24	Tonia WOOLBRIGHT	g	1	4	0	0	0	1	2					
32	Cassellia COWAN		0	0	0	0	0	0	0		0	0	0	0
52	Kim LEDBETTER		0	0	1	2	1	0	1		0	0	0	1
42	Tammy WHITE													
21	Julie PARROTT													
40	Patty ALLEN													
15	MarcieTINCH													
12	Becky SMITH													
	TEAM REBOUNDS (Included in Totals)						0							
	TOTALS		6	15	6	12	10	4	18		1	8	0	4

FG %: 1st Half .400 (6-15) 2nd Half _____ Game _____ Deadball Rebounds 1

FT %: 1st Half .500 (6-10) 2nd Half _____ Game _____

OFFICIALS: Thomas Long / Joe Nolan

Technical Fouls:

Attendance

SCORE BY PERIODS	1st H.	2nd H.	OT	OT	FINA
LPCOMB	9-13				
LIVINGSTON	10-8				

Copyright 1985 National Collegiate Athletic Association

16

OFFICIAL NCAA BASKETBALL BOX SCORE

Date 3-13-86 Site Murfreesboro, Tenn.

FINAL

VISITORS (Last Name, First)

No.	LIPSCOMB 31-3		FG	FGA	FT	FTA	REB	PF	TP	MIN	A	TO	BLK	S
14	Amy FULLER	f	5	12	7	8	12	0	17		0	4	0	0
30	Sonya MANSFIELD	f	3	7	2	2	9	1	8		0	1	0	0
42	Michelle WISE	c	4	5	1	2	5	4	9		0	0	0	0
4	Beth TALLENT	g	2	8	2	5	0	1	6		0	2	0	0
22	Laura MOORE	g	2	4	0	0	4	1	4		3	1	0	1
20	Andrea BAIRD		0	1	0	0	2	0	0		0	0	0	0
10	Beth LANGFORD		0	0	0	1	1	0	0		0	0	0	0
24	Jennifer ACUFF		0	1	0	0	0	0	0		0	0	0	0
32	Shelli HUTCHESON		1	4	1	2	4	2	3		0	0	0	0
34	Jamie COUNCIL				DP									
40	Elisa RUCKER				DP									
44	Brooke MEYER		0	0	0	0	1	1	0		0	0	0	0
	TEAM REBOUNDS (Included in Totals)						2							
	TOTALS		17	42	13	20	40	10	47		5	10	0	1

FG %: 1st Half .272 (6-22) 2nd Half .550 (11-20) Game .404

FT %: 1st Half .750 (3-4) 2nd Half .625 (10-16) Game .650

Deadball Rebounds 0

HOME

No.	HUMBOLDT 29-8		FG	FGA	FT	FTA	REB	PF	TP	MIN	A	TO	BLK	S
14	Stephanie WILLIAMS	f	2	10	0	0	2	5	4		0	1	0	1
25	Stephanie CURRIE	f	11	19	2	2	17	4	24		0	0	0	0
55	Antonia FLY	c	1	18	0	0	8	2	2		0	1	0	1
10	Carla THOMAS	g	0	3	0	0	2	1	0		2	2	0	1
23	Janice EPPERSON	g	1	18	0	0	6	3	2		1	0	0	2
50	Alison MITCHUM		1	3	0	0	1	2	2		0	0	0	0
21	Donna MONTAGNE		0	0	0	0	0	0	0		0	0	0	0
15	Tracy BARBER		0	1	0	0	0	1	0		0	0	0	0
43	Amanda COLEMAN		0	0	0	0	1	0	0		0	0	0	0
	TEAM REBOUNDS (Included in Totals)		16	66	2	2	4							
	TOTALS		[illegible]	[illegible]	[illegible]	[illegible]	41	18	34		3	4	0	5

FG %: 1st Half .176 (6-34) 2nd Half .313 (10-32) Game .242

FT %: 1st Half .000 (0-0) 2nd Half 1.000 (2-2) Game 1.000

Deadball Rebounds

OFFICIALS: Jim SHOEMAKER/Larry McDANIELS

Technical Fouls:

Attendance

Copyright 1985 National Collegiate Athletic Association

SCORE BY PERIODS	1st H.	2nd H.	OT	OT	FINA
LIPSCOMB	4-11	20-12			47
HUMBOLDT	6-6	12-10			34

OFFICIAL NCAA BASKETBALL BOX SCORE

Date 3-13-86 Site Murfreesboro, Tenn.

VISITORS (Last Name, First) HALFTIME

No.	LIPSCOMB		FG	FGA	FT	FTA	REB	PF	TP	MIN	A	TO	BLK	S
14	Amy FULLER	f	2	6	3	3	6	0	6		1	2	0	0
30	Sonya MANSFIELD	f	1	2	0	0	5	1	5		0	1	0	0
42	Michelle WISE	c	0	1	0	0	2	1	0		0	0	0	0
4	Beth TALLENT	g	0	6	0	0	0	0	0		0	2	0	0
22	Laura MOORE	g	2	4	0	0	2	1	4		1	0	0	0
20	Andrea BAIRD		0	1	0	0	1	0	0		0	0	0	0
10	Beth LANGFORD													
24	Jennifer ACUFF													
32	Shelli HUTCHESON		1	2	1	2	3	1	3		0	0	0	0
34	Jamie COUNCIL													
40	Elisa RUCKER													
44	Brooke MEYER													
	TEAM REBOUNDS (Included in Totals)						2							
	TOTALS		6	22	3	4	21	4	15		2	5	0	0

FG %: 1st Half .272 (6-22) 2nd Half _____ Game _____ Deadball Rebounds 0

FT %: 1st Half .750 (3-4) 2nd Half _____ Game _____

HOME

No.	HUMBOLDT		FG	FGA	FT	FTA	REB	PF	TP	MIN	A	TO	BLK	S
14	Stephanie WILLIAMS	f	0	5	0	0	2	2	0		0	1	0	1
25	Stephanie CURRIE	f	4	8	0	0	6	2	8		0	0	0	0
55	Antonia FLY	c	0	6	0	0	5	1	0		0	1	0	0
10	Carla THOMAS	g	0	3	0	0	2	0	0		1	1	0	1
23	Janice EPPERSON	g	1	10	0	0	4	0	2		0	0	0	1
50	Alison MITCHUM		1	2	0	0	1	0	2		0	0	0	0
21	Donna MONTAGNE		0	0	0	0	0	0	0		0	0	0	0
15	Tracy BARBER													
43	Amanda COLEMAN													
	TEAM REBOUNDS (Included in Totals)						3							
	TOTALS		6	34	0	0	23	5	12		1	3	0	3

FG %: 1st Half .176 2nd Half _____ Game _____ Deadball Rebounds 0

FT %: 1st Half .000 2nd Half _____ Game _____

OFFICIALS: Jim SHOEMAKER/Larry McDANIELS

Technical Fouls:

Attendance

SCORE BY PERIODS	1st H.	2nd H.	OT	OT	FIN.
LIPSCOMB	4-11				
HUMBOLDT	6-4				

Copyright 1985 National Collegiate Athletic Association

OFFICIAL NCAA BASKETBALL BOX SCORE

Date 3-15-86 Site Murfreesboro, Tenn.

VISITORS (Last Name, First) CLASS AA, CHAMPIONSHIP FINAL

No.	SO. GREENE (33-2)		FG	FGA	FT	FTA	REB	PF	TP	MIN	A	TO	BLK	S
30	Tonda HELBERT	f	1	3	0	0	2	5	2		1	3	0	0
34	Nicole HOPSON	f	7	13	2	3	8	3	16		0	1	0	3
52	Debbie HAWHEE	c	9	17	0	0	9	0	18		0	1	0	1
20	Gwen COBLE	g	1	5	0	0	2	2	2		1	3	0	1
22	Donna FILLERS	g	1	5	0	1	0	2	2		1	1	0	0
10	Tiffney CASTEEL		—	—										
32	Trenna RUCKER		—	—										
40	Beth REAVES		—	—										
42	Laura HIGGINS		0	2	0	0	3	0	0		1	1	0	0
44	Sandra CORDWELL		—	—										
50	Myra FORTNER		2	3	0	0	1	2	4		0	1	0	1
	TEAM REBOUNDS (Included in Totals)						4							
	TOTALS		21	48	2	4	29	14	44		4	11	0	6

FG %: 1st Half .478 (11-23) 2nd Half .400 (10-25) Game .437

FT %: 1st Half .000 (0-0) 2nd Half .500 (2-4) Game .500

Deadball Rebounds 0

HOME

No.	LIPSCOMB (32-3)		FG	FGA	FT	FTA	REB	PF	TP	MIN	A	TO	BLK	S
14	Amy FULLER	f	9	15	6	6	6	4	24		1	1	0	0
30	Sonya MANSFIELD	f	3	10	5	6	6	3	11		0	2	0	2
42	Michelle WISE	c	3	3	0	1	8	3	6		0	0	1	1
4	Beth TALLENT	g	2	5	0	0	2	1	4		2	2	0	0
22	Laura MOORE	g	1	7	2	2	3	0	4		1	1	0	0
20	Andrea BAIRD		1	2	0	0	0	0	2		0	1	0	0
10	Beth LANGFORD		0	0	0	0	0	0	0					
24	Jennifer ACUFF		0	0	0	0	0	0	0					
32	Shelli HUTCHESON		0	2	0	0	1	1	0					
34	Jamie COUNCIL		—	—	—									
40	Elisa RUCKER		—	—	—									
44	Brooke MEYER		0	0	0	0	0	0	0					
	TEAM REBOUNDS (Included in Totals)						1							
	TOTALS		19	44	13	15	27	12	51		4	7	1	3

FG %: 1st Half .448 (13-29) 2nd Half .400 (6-15) Game .432

FT %: 1st Half 1.000 (2-2) 2nd Half .846 (11-13) Game .867

Deadball Rebounds 0

OFFICIALS: JIM SHOEMAKER, JAMES McCLELLAN

Technical Fouls:

Attendance

SCORE BY PERIODS	1st H.	2nd H.	OT	OT	FINAL
SO. GREENE	8-14	12-10			44
LIPSCOMB	14-14	10-13			51

Copyright 1985 National Collegiate Athletic Association

FIRST-HALF BOX SCORE
NOT AVAILABLE FOR THIS GAME

If you have this information please
notify or email a scan to tssaa@tssaa.org.

1985 Class AA State Girls' Basketball Tournament

March 6 - March 9, 1985 · Middle Tennessee State University - Murfreesboro

Game 1
Wed. Mar. 6 7:00 PM

Unicoi Co. (29-4)	55
Humboldt (23-7)	64

Game 2
Wed. Mar. 6 8:30 PM

Goodpasture (21-12)	60
Sweetwater (22-9)	59

Game 3
2OT
Thu. Mar. 7 11:30 AM

David Lipscomb (27-3)	55
York Institute (26-6)	51

Game 4
Thu. Mar. 7 1:00 PM

Knoxville South Young (27-5)	45
Obion Co. (27-5)	48

Game 5
Fri. Mar. 8 2:30 PM

Humboldt	42
Goodpasture	34

Game 6
Fri. Mar. 8 5:30 PM

David Lipscomb	50
Obion Co.	58

Game 7
Sat. Mar. 9 6:00 PM

Humboldt	49
Obion Co.	46

Humboldt
STATE CHAMPION

OFFICIAL NCAA BASKETBALL BOX SCORE

Date 3/7/85 Site MTSU

VISITORS (Last Name, First) (26-7) -FINAL-

No.	YORK INSTITUTE		FG	FGA	FT	FTA	REB	PF	TP	MIN	A	TO	BLK	S
35	ANNETTE UPCHURCH	f	1	5	1	2	4	2	3					
35	TONYA OWENS	f	7	14	0	0	13	5	14					
31	KELLYE CARGILE	c	6	9	2	4	5	5	14					
11	SHERRY BEELER	g	2	11	0	1	7	1	4					
23	DONNA BYRD	g	6	13	3	4	5	3	15					
21	LARYSSA YANTZ		0	1	1	2	2	1	1					
45	LISA CROUCH		0	0	0	0	3	0	0					
	TEAM REBOUNDS (Included in Totals)						1							
	TOTALS		22	53	7	13	40	17	51					

FG %: 1st Half .370 (10-27) 2nd Half .462 (12-26) Game .415

FT %: 1st Half .000 (0-0) 2nd Half .538 (7-13) Game .538

Deadball Rebounds 0

HOME

No.	DAVID LIPSCOMB (28-3)		FG	FGA	FT	FTA	REB	PF	TP	MIN	A	TO	BLK	S
14	AMY FULLER	f	6	17	2	3	3	4	14					
42	MICHELLE WISE	f	3	6	10	14	8	4	16					
44	RUSSIE SMITH	c	3	9	1	1	7	1	7					
20	ANDREA BAIRD	g	1	2	2	4	3	0	5					
22	LAURA MOORE	g	3	6	2	2	4	1	8					
30	SONYA MANSFIELD		2	7	1	2	2	4	5					
10	BETH LANGFORD		0	2	0	0	0	0	0					
	TEAM REBOUNDS (Included in Totals)						2							
	TOTALS		18	49	18	26	29	14	55					

FG %: 1st Half .286 (6-21) 2nd Half .429 (12-28) Game .367

FT %: 1st Half .727 (8-11) 2nd Half .667 (10-15) Game .692

Deadball Rebounds 3

OFFICIALS: ROGER DILL / RAYMOND DUKE

Technical Fouls:

Attendance

Copyright 1983 National Collegiate Athletic Association

SCORE BY PERIODS	1st H.		2nd H.		OT	OT	FINAL
YORK INSTITUTE	8	12	12	14	2	3	51
DAVID LIPSCOMB	10	10	9	17	2	7	55

OFFICIAL NCAA BASKETBALL BOX SCORE

Date 3/7/85 Site MTSU

VISITORS (Last Name, First) — HALFTIME —

No.	YORK INSTITUTE		FG	FGA	FT	FTA	REB	PF	TP	MIN	A	TO	BLK	S
25	ANNETTE UPCHURCH	f	0	0	0	0	1	1	0					
35	TONYA OWENS	f	3	9	0	0	7	0	6					
31	KELLYE CARGILE	c	4	5	0	0	3	2	8					
11	SHERRY BEELER	g	1	6	0	0	2	1	2					
23	DONNA BYRD	g	2	6	0	0	1	3	4					
21	LARYSSA YANTZ		0	1	0	0	0	0	0					
45	LISA CROUCH		0	0	0	0	1	0	0					
	TEAM REBOUNDS (Included in Totals)						1							
	TOTALS		10	27	0	0	16	7	20					

FG %: 1st Half .370 2nd Half _____ Game _____ Deadball Rebounds 0

FT %: 1st Half .000 2nd Half _____ Game _____

HOME

No.	DAVID LIPSCOMB		FG	FGA	FT	FTA	REB	PF	TP	MIN	A	TO	BLK	S
14	AMY FULLER	f	2	6	1	2	2	0	5					
42	MICHELLE WISE	f	1	3	3	4	6	2	5					
44	RUSSIE SMITH	c	1	4	1	1	4	0	3					
20	ANDREA BAIRD	g	1	1	3	4	2	0	5					
22	LAURA MOORE	g	0	2	0	0	2	1	0					
30	SONYA MANSFIELD		1	3	0	0	1	1	2					
10	BETH LANGFORD		0	2	0	0	0	0	0					
	TEAM REBOUNDS (Included in Totals)						0							
	TOTALS		6	21	8	11	17	4	20					

FG %: 1st Half .286 2nd Half _____ Game _____ Deadball Rebounds 1

FT %: 1st Half .727 2nd Half _____ Game _____

OFFICIALS: ROGER DILL / RAYMOND DUKE

Technical Fouls: _____

Attendance _____

Copyright 1983 National Collegiate Athletic Association

SCORE BY PERIODS	1st H.	2nd H.	OT	OT	FINA
YORK INSTITUTE	8	12			
DAVID LIPSCOMB	10	10			

OFFICIAL NCAA BASKETBALL BOX SCORE

Date 3-8-85 Site MTSU

VISITORS (Last Name, First) RECORD (29-5) -FINAL-

No.	OBION COUNTY	FG	FGA	FT	FTA	REB	PF	TP	MIN	A	TO	BLK	S
32	TERRI SMITH f	6	15	6	8	8	2	18					
35	LISA THOMPSON f	5	11	2	2	6	5	12					
33	MITZI HOLLOWAY c	3	8	2	6	7	1	8					
13	TRACIE COCHRAN g	3	8	0	1	7	1	6					
25	JOANIE HOGG g	1	2	0	0	0	0	2					
11	KIM STRONG	2	6	5	6	0	1	9					
12	DEANNA GRIFFIN	0	0	0	0	0	0	0					
34	CINDY HARRISON	1	3	0	0	1	2	2					
15	JENNIFER JONES	0	0	1	3	0	1	1					
31	WENDY SPICER	0	0	0	0	0	0	0					
21	HEATHER BRASWELL	0	0	0	0	0	0	0					
22	TERESA RANSOM	0	0	0	0	0	0	0					
	TEAM REBOUNDS (Included in Totals)					0							
	TOTALS	21	53	16	28	29	13	58					

FG %: 1st Half .400 (12-30) 2nd Half .391 (9-23) Game .396

FT %: 1st Half .000 (0-3) 2nd Half .696 (16-23) Game .615

Deadball Rebounds 2

HOME RECORD (28-4)

No.	DAVID LIPSCOMB	FG	FGA	FT	FTA	REB	PF	TP	MIN	A	TO	BLK	S
20	ANDREA BAIRD f	1	2	6	6	2	4	8					
44	RUSSIE SMITH f	4	9	0	0	8	4	8					
42	MICHELLE WISE c	3	3	3	6	10	2	9					
14	AMY FULLER g	9	16	1	2	5	4	19					
22	LAURA MOORE g	1	7	0	0	1	2	2					
30	SONYA MANSFIELD	1	1	0	0	4	4	2					
10	BETH LANGFORD	1	1	0	0	0	0	2					
32	SHELLI HUTCHESON	0	0	0	0	0	0	0					
	TEAM REBOUNDS (Included in Totals)					0							
	TOTALS	20	39	10	14	30	20	50					

FG %: 1st Half .474 (9-19) 2nd Half .550 (11-20) Game .513

FT %: 1st Half .833 (10-12) 2nd Half .000 (0-2) Game .714

Deadball Rebounds 2

OFFICIALS: KENNY EVERETT / DOYLE SALYERS

Technical Fouls:

Attendance

Copyright 1983 National Collegiate Athletic Association

SCORE BY PERIODS	1st H.		2nd H.		OT	OT	FINAL
OBION CO.	10	14	16	18			58
LIPSCOMB	12	16	12	10			50

OFFICIAL NCAA BASKETBALL BOX SCORE

Date 3-8-85 Site MTSU

VISITORS (Last Name, First)

-HALFTIME-

No.	OBION COUNTY		FG	FGA	FT	FTA	REB	PF	TP	MIN	A	TO	BLK	S
32	TERRI SMITH	f	4	10	0	1	3	1	8					
35	LISA THOMPSON	f	2	5	0	0	3	2	4					
33	MITZI HOLLOWAY	c	3	6	0	2	4	1	6					
13	TRACIE COCHRAN	g	1	3	0	0	3	1	2					
25	JOANIE HOGG	g	1	1	0	0	0	0	2					
11	KIM STRONG		0	2	0	0	0	1	0					
12	DEANNA GRIFFIN		0	0	0	0	0	0	0					
34	~~[illegible]~~ CINDY HARRISON		1	3	0	0	1	2	2					
15	JENNIFER JONES		0	0	0	0	0	1	0					
	TEAM REBOUNDS (Included in Totals)						0							
	TOTALS		12	30	0	3	14	9	24					

FG %: 1st Half .400 2nd Half ____ Game ____ Deadball Rebounds 1

FT %: 1st Half .000 2nd Half ____ Game ____

HOME

No.	DAVID LIPSCOMB		FG	FGA	FT	FTA	REB	PF	TP	MIN	A	TO	BLK	S
20	ANDREA BAIRD	f	1	2	6	6	1	0	8					
44	RUSSIE SMITH	f	2	4	0	0	4	1	4					
42	MICHELLE WISE	c	2	2	3	4	4	0	7					
14	AMY FULLER	g	3	7	1	2	4	1	7					
22	LAURA MOORE	g	1	4	0	0	0	0	2					
30	SONYA MANSFIELD		0	0	0	0	2	3	0					
10	BETH LANGFORD		0	0	0	0	0	0	0					
	TEAM REBOUNDS (Included in Totals)						0							
	TOTALS		9	19	10	12	15	5	28					

FG %: 1st Half .474 2nd Half ____ Game ____ Deadball Rebounds 1

FT %: 1st Half .833 2nd Half ____ Game ____

OFFICIALS: KENNY EVERETT / DOYLE SALYERS

Technical Fouls: ____

Attendance ____

Copyright 1983 National Collegiate Athletic Association

SCORE BY PERIODS	1st H.	2nd H.	OT	OT	FINAL
OBION CO.	10	14			
LIPSCOMB	12	16			

1983 Class A State Girls' Basketball Tournament

March 9 - March 12, 1983 · Middle Tennessee State University - Murfreesboro

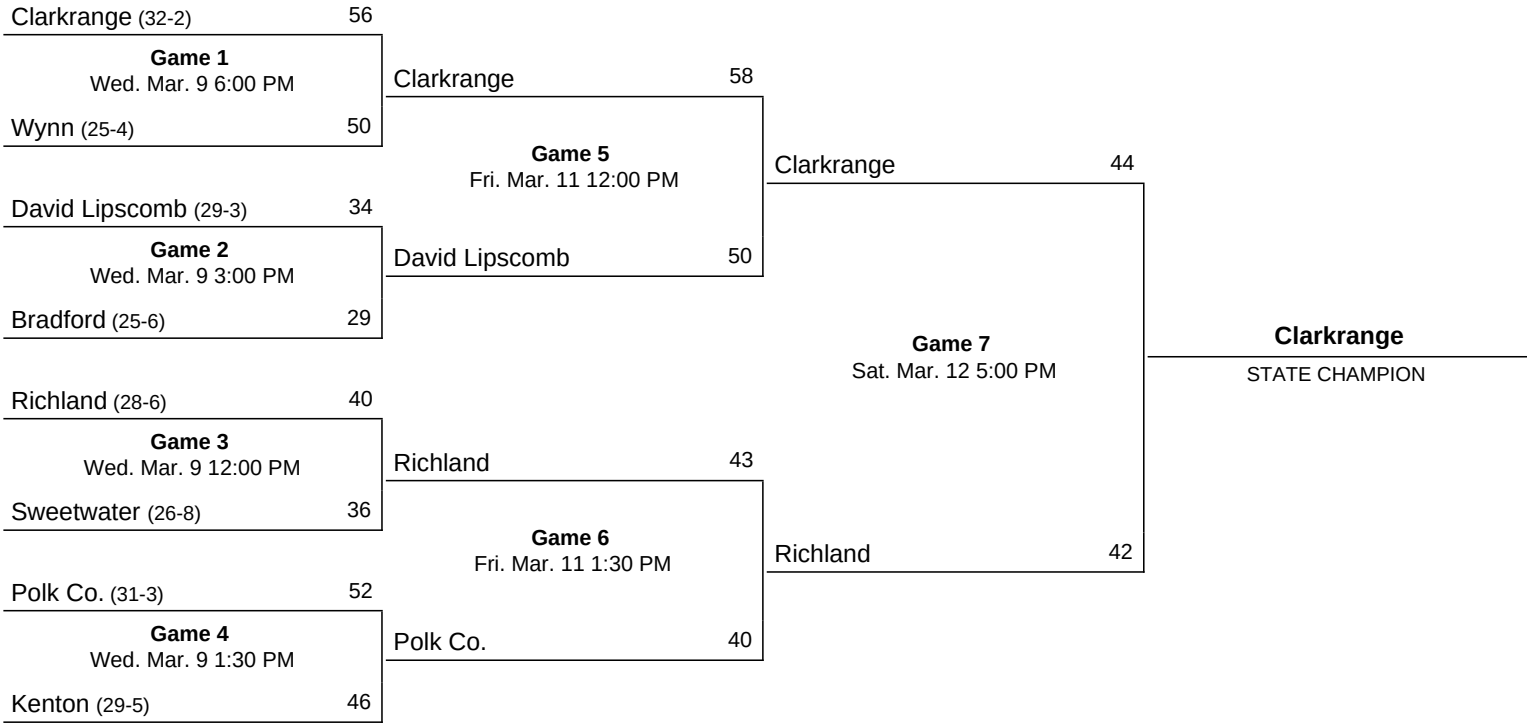

Game # 3

OFFICIAL NCAA BASKETBALL BOX SCORE

Date 3/9/83 Site Murfreesboro/MTSU

VISITORS (Last Name, First)

No.	David Lipscomb		FG	FGA	FT	FTA	REB	PF	TP	MIN	A	TO	BLK	S
14	LINCOLN, Carrie	f	0	3	0	0	2	1	0					
44	SMITH, Russie	f	4	6	1	1	7	1	9					
54	MACPHERSON, Melinda	c	1	4	2	2	4	1	4					
30	BANDY, Patti	g	4	9	6	6	3	1	14					
42	ERICSON, Nancy	g	2	4	0	2	1	1	4					
20	BAIRD, Andrea		1	1	1	3	1	0	3					
34	NORTHCUTT, Sherie		0	0	0	0	0	0	0					
4	BROSKY, Lea		0	0	0	0	0	0	0					
	TEAM REBOUNDS (Included in Totals)						3							
	TOTALS		12	27	10	14	21	5	34					

FG %: 1st Half .667 2nd Half 2-12 .166 Game 12-27 .444 Deadball Rebounds 2

FT %: 1st Half 1000 2nd Half 9-13 .692 Game 10-14 .714

HOME

No.	Bradford		FG	FGA	FT	FTA	REB	PF	TP	MIN	A	TO	BLK	S
54	WILLIAMS, Felisia	f	1	1	0	0	2	2	2					
55	ROGERS, Leterica	f	8	12	3	4	3	4	19					
45	KNOTT, Stacy	c	2	5	0	0	4	1	4					
14	McCARTNEY, Teresa	g	2	7	0	0	1	1	4					
25	CROCKETT, Gina	g	0	3	0	0	0	4	0					
30	DOLLAR, Devon		0	0	0	0	1	0	0					
31	CANTRELL, Kathi		0	1	0	0	0	0	0					
	TEAM REBOUNDS (Included in Totals)						1							
	TOTALS		13	29	3	4	12	12	29					

FG %: 1st Half .473 2nd Half 4-10 .400 Game 13-29 .448 Deadball Rebounds 1

FT %: 1st Half .000 2nd Half 3-4 .750 Game 3-4 .750

OFFICIALS: Al Miller, Lon Thornton

Technical Fouls:

Attendance 2,182

Copyright 1982 National Collegiate Athletic Association

SCORE BY PERIODS

	1st H.		2nd H.		OT	OT	FINAL
Lipscomb	10	11	4	9			34
Bradford	10	8	8	3			29

3

OFFICIAL NCAA BASKETBALL BOX SCORE

Date 3/9/83 Site MTSU*MURFRE[redacted]D

VISITORS (Last Name, First)

No.	David Lipscomb		FG	FGA	FT	FTA	REB	PF	TP	MIN	A	TO	BLK	S
14	LINCOLN, Carrie	f	0	0	0	0	0	0	0					
44	SMITH, Russie	f	3	3	1	1	1	0	7					
54	MACPHERSON, Melinda	c	1	3	0	0	2	0	2					
30	BANDY, Patti	g	3	5	0	0	2	1	6					
42	ERICSON, Nancy	g	2	3	0	0	1	1	4					
20	BAIRD, Andrea		1	1	0	0	0	0	2					
	TEAM REBOUNDS (Included in Totals)						2							
	TOTALS		10	15	1	1	8	2	21					

FG %: 1st Half .667 2nd Half _____ Game _____ Deadball Rebounds 0

FT %: 1st Half 1000 2nd Half _____ Game _____

HOME

No.	Bradford		FG	FGA	FT	FTA	REB	PF	TP	MIN	A	TO	BLK	S
54	WILLIAMS, Felisia	f	1	1	0	0	1	1	2					
55	ROGERS, Leterica	f	5	8	0	0	2	2	10					
35	KNOTT, Stacy	c	2	4	0	0	3	0	4					
14	McCARTNEY, Teresa	g	1	3	0	0	1	0	2					
25	CROCKETT, Gina	g	0	2	0	0	0	0	0					
30	DOLLAR, Devon		0	0	0	0	0	0	0					
31	CANTRELL, Kathi		0	1	0	0	0	0	0					
	TEAM REBOUNDS (Included in Totals)						0							
	TOTALS		9	19	0	0	7	3	18					

FG %: 1st Half .473 2nd Half _____ Game _____ Deadball Rebounds 0

FT %: 1st Half .000 2nd Half _____ Game _____

OFFICIALS: Al Miller, Lon Thornton

Technical Fouls: _____

Attendance _____

Copyright 1982 National Collegiate Athletic Association

SCORE BY PERIODS	1st H.	2nd H.	OT	OT	FINAL
Lipscomb	10 | 11				
Bradford	10 | 8				

Game #14

OFFICIAL NCAA BASKETBALL BOX SCORE

Date 3-11-83 Coliseum-Greensboro

VISITORS (Last Name, First)

No.	DAVID LIPSCOMB 29-3		FG	FGA	FT	FTA	REB	PF	TP	MIN	A	TO	BLK
14	LINCOLN, Carrie	f	3	6	0	3	3	2	6				
44	SMITH, Russie	f	5	7	4	4	12	4	14				
54	MacPherson, Melinda	c	3	9	2	2	8	3	8				
30	BANDY, Patti	g	7	20	2	2	3	4	16				
42	ERICSON, Nancy	g	2	5	0	1	5	5	4				
[redacted]	BAIRD, ANDREA		1	1	0	0	2	0	2				
4	BROSKY, LeA		0	0	0	0	1	0	0				
	TEAM REBOUNDS (Included in Totals)						2						
	TOTALS		21	48	8	12	36	18	50				

FG %: 1st Half 8-20=.400 2nd Half 13-28=.464 Game .438

FT %: 1st Half 6-9=.667 2nd Half 2-3=.667 Game .667

Deadball Rebounds 1

HOME

No.	CLARKRANGE 33-2		FG	FGA	FT	FTA	REB	PF	TP	MIN	A	TO	BLK
44	JENKINS, Cheryl	f	3	6	5	8	4	1	11				
45	POORE, Tammy	f	3	9	3	5	6	2	9				
33	REYNOLDS, Becky	c	7	15	5	7	7	5	19				
14	MONDAY, Shawn	g	5	10	2	2	5	3	12				
32	RAMSEY, Angela	g	1	7	3	5	7	2	5				
34	SHELTON, Carol Ann		1	1	0	0	0	0	2				
	CLARKRANGE'S 29 POINTS IN FOURTH QUARTER IS NEW TOURAMENT RECORD.												
	TEAM REBOUNDS (Included in Totals)						0						
	TOTALS		20	48	18	27	29	13	58				

FG %: 1st Half 8-27=.296 2nd Half 12-21=.571 Game .417

FT %: 1st Half 3-6=.500 2nd Half 15-21=.714 Game .714

Deadball Rebounds 2

OFFICIALS: Jere Baldridge, Bobby Townsend

Technical Fouls:

Attendance

Copyright 1982 National Collegiate Athletic Association

SCORE BY PERIODS	1st H.		2nd H.		OT	OT	FIN
LIPSCOMB	14	8	12	16			5
CLARKRANGE	6	13	10	29			5

14

Game #14

FFICIAL NCAA BASKETBALL BOX SCORE

Date 3-11-83 Site MTSU-Murfreesboro

SITORS (Last Name, First)

o.	DAVID LIPSCOMB		FG	FGA	FT	FTA	REB	PF	TP	MIN	A	TO	BLK	S
4	LINCOLN, Carrie	f	2	3	0	2	1	0	4					
4	SMITH, Russie	f	1	1	2	2	6	2	4					
4	MacPHERSON, Melinda	c	2	5	2	2	6	1	6					
0	BANDY, Patti	g	2	9	2	2	3	1	6					
2	ERICSON, Nancy	g	1	2	0	1	3	1	2					
0	BAIRD, Andrea		0	0	0	0	0	0	0					
	TEAM REBOUNDS (Included in Totals)						1							
	TOTALS		8	20	6	9	20	5	22					

FG %: 1st Half .400 2nd Half _____ Game _____ Deadball Rebounds 1

FT %: 1st Half .667 2nd Half _____ Game _____

OME

o.	CLARKRANGE		FG	FGA	FT	FTA	REB	PF	TP	MIN	A	TO	BLK	S
4	JENKINS, Cheryl	f	0	1	0	0	0	1	0					
5	POORE, Tammy	f	1	5	3	4	4	1	5					
3	REYNOLDS, Becky	c	2	9	0	2	6	3	4					
4	MONDAY, Shawn	g	4	7	0	0	3	1	8					
1	RAMSEY, Angela	g	1	5	0	0	3	1	2					
4	SHELTON, Carol Ann		0	0	0	0	0	0	0					
	TEAM REBOUNDS (Included in Totals)						0							
	TOTALS		8	27	3	6	16	7	19					

FG %: 1st Half .296 2nd Half _____ Game _____ Deadball Rebounds 1

FT %: 1st Half .500 2nd Half _____ Game _____

FICIALS: Jere Baldridge, BobbyTownsend

chnical Fouls:

endance

Copyright 1982 National Collegiate Athletic Association

SCORE BY PERIODS	1st H.	2nd H.	OT	OT	FINAL
LIPSCOMB	14	8			
CLARKRANGE	6	13			

1980 Class A State Girls' Basketball Tournament

March 4 - March 8, 1980 · Middle Tennessee State University - Murfreesboro

Game 1
Thu. Mar. 6 2:30 PM

Pickett Co.	52
David Lipscomb	35

Game 2
Wed. Mar. 5 6:00 PM

Sweetwater	45
Bradford	40

Game 3
Tue. Mar. 4 9:00 PM

ECS	41
Midway	40

Game 4
Tue. Mar. 4 3:00 PM

Clarkrange (30-4)	58
Collinwood (28-3)	42

Game 5
Fri. Mar. 7 4:00 PM

Pickett Co.	60
Sweetwater	38

Game 6
Fri. Mar. 7 2:30 PM

ECS	57
Clarkrange	53

Game 7
Sat. Mar. 8 5:30 PM

Pickett Co.	64
ECS	39

Pickett Co.
STATE CHAMPION

11

OFFICIAL NCAA BASKETBALL BOX SCORE Date 3-6-80 Site MURPHY CENTER

[redacted] (Last Name, First) Home Final

No.	Pickett Co.		FG	FGA	FT	FTA	REB	PF	TP	A	TO	BLK	S	MIN
30	Huckeby, PERRI	f	5	14	1	4	10	0	11	4	3			
32	RAINS, REBECCA	f	4	8	0	2	7	1	8	1	2			
40	HUDDLESTON, DEBBIE	c	7	9	5	7	3	0	19	4	2			
20	GARRETT, DOE	g	3	8	0	0	7	3	6	4	3			
50	UPCHURCH, BRENDA	g	3	5	0	1	2	0	6	1	0			
34	GARRETT, NORMA		1	2	0	0	2	1	2	0	1			
			23	46	6	14		5	52					
	TEAM REBOUNDS (Included in Totals)		50%		42.8		5							
	TOTALS			52			36			14	11			

FG %: 1st Half _____ 2nd Half _____ Game _____ Deadball Rebounds _____

FT %: 1st Half _____ 2nd Half _____ Game _____

[redacted] VISITORS

No.	David Lipscomb		FG	FGA	FT	FTA	REB	PF	TP	A	TO	BLK	S	MIN
5	KNIGHT, KAREN	f	1	5	0	0	3	2	2	2	2			
23	McCORD, LORI	f	4	10	0	0	1	0	8	4	4			
35	BEECH, BECCA	c	2	7	0	0	5	2	4	2	4			
45	ATNIP, REGINA	g	4	11	1	3	11	4	9	0	1			
55	OWEN, PAM	g	3	9	0	0	4	2	6	1	5			
31	YOUREE, LINDALEE		2	7	0	0	3	2	4	1	0			
15	LIGGETT, ROBIN		0	2	0	0	0	2	0	0	0			
25	BEASLEY, STACEY		1	2	0	0	0	0	2	0	0			
21	[redacted] BARANAN, MASIE		0	1	0	0	0	0	0	0	0			
	TEAM REBOUNDS (Included in Totals)						4							
	TOTALS		17	54	1	3	31	14	35	10	16			

FG %: 1st Half 31.4 2nd Half 33.3 Game _____ Deadball Rebounds _____

FT %: 1st Half _____ 2nd Half _____ Game _____

OFFICIALS: Brown & Scruggs

Technical Fouls: _____

Attendance _____

©by National Collegiate Athletic Association 1976

SCORE BY PERIODS

	1st Q	2nd Q	3rd Q	4th Q	FINAL
DAVID LIPSCOMB	6	11	6	12	35
PICKETT CO.	12	13	13	14	52

OFFICIAL NCAA BASKETBALL BOX SCORE Date 3-6-80 Site MURPHY CENTER

HOME [redacted] (Last Name, First) PICKETT CO. HALFTIME STATISTICS

No.	~~DAVID LIPSCOMB~~		FG	FGA	FT	FTA	REB	PF	TP	A	TO	BLK	S	MIN
30	HUCKEBY, PERRI	f	2	5	0	0	4	0	4	1	1			
32	RAINS, REBECCA	f	3	4	0	0	2	1	6	0	1			
40	HUDDLESTON, DEBBIE	c	4	4	1	2	2	0	9	3	1			
20	GARRETT, DOE	g	0	5	0	0	5	2	0	4	1			
50	UPCHURCH, BRENDA	g	3	4	0	1	1	0	6	0	0			
			30											
			3											
	TEAM REBOUNDS (Included in Totals)						0							
	TOTALS		12	22	1	3	14	3	25	8	4			

FG %: 1st Half 54.5 2nd Half _____ Game _____ Deadball Rebounds _____

FT %: 1st Half 33.3 2nd Half _____ Game _____

VISITORS [redacted] DAVID LIPSCOMB

No.	[redacted]		FG	FGA	FT	FTA	REB	PF	TP	A	TO	BLK	S	MIN
5	KNIGHT, KAREN	f	1	3	0	0	1	1	2	2	2			
23	McCORD, LORI	f	2	4	0	0	1	0	4	2	0			
35	BEECH, BECCIA	c	1	4	0	0	2	0	2	1	2			
45	ATNIP, REGINA	g	0	4	1	2	5	1	1	0	0			
55	OWEN, PAM	g	2	4	0	0	2	1	4	1	2			
31	YOUREE, LINDA LEE		2	4	0	0	0	0	4	1	0			
15	LIGGETT, ROBIN		0	1	0	0	0	1	0	0	0			
	TEAM REBOUNDS (Included in Totals)						1							
	TOTALS		8	24	1	2	12	4	17	7	6			

FG %: 1st Half 33.3 2nd Half _____ Game _____ Deadball Rebounds _____

FT %: 1st Half 50.0 2nd Half _____ Game _____

OFFICIALS: Elmer Brown & Joe Scruggs

Technical Fouls: _____

Attendance _____

©by National Collegiate Athletic Association 1976

SCORE BY PERIODS	1st	2nd	3rd Q	4th Q	FINAL
David Lipscomb	6	11			17
Pickett Co.	12	13			25

1979 Class A State Girls' Basketball Tournament

March 13 - March 17, 1979 · Middle Tennessee State University - Murfreesboro

Game 1
Tue. Mar. 13 3:00 PM

Pickett Co. (25-1)	47
Porter (26-7)	45

Game 2
Tue. Mar. 13 9:00 PM

Westmoreland (32-1)	40
Greenfield (26-1)	38

Game 3
Wed. Mar. 14 6:00 PM

David Lipscomb (26-6)	48
Alcoa (25-1)	45

Game 4
Thu. Mar. 15 2:30 PM

Rutherford (32-3)	40
Polk Co. (34-1)	38

Game 5
Fri. Mar. 16 2:30 PM

Pickett Co.	46
Westmoreland	34

Game 6
Fri. Mar. 16 4:00 PM

David Lipscomb	51
Rutherford	46

Game 7
Sat. Mar. 17 5:30 PM

Pickett Co.	55
David Lipscomb	36

Pickett Co.
STATE CHAMPION

8

OFFICIAL NCAA BASKETBALL BOX SCORE

Date 3-13-79 Site Murfreesboro, Tn.

VISITORS (Last Name, First)

No.	David Lipscomb		FG	FGA	FT	FTA	REB	PF	TP	A	TO	BLK	S	MIN
11	Gamble	f	6	16	9	12	1	4	21	0	1			
15	Liggett	f		0			0			0	0			
31	Youree	c												
35	Beech	g												
43	Costello	g	10	16	3	4	0	2	23	3	3			
45	Atnip													
55	Owen		1	4	2	2	0	1	4	0	1			
5	Knight						6	1			2			
13	Bandy													
21	Hadfield						3	1			1			
23	McCord													
25	Pearl						5	3			0			
	TEAM REBOUNDS (Included in Totals)						4							
	TOTALS		17	36	14	18	19	12	48	3	8			

FG %: 1st Half _____ 2nd Half _____ Game 47.2 Deadball Rebounds _____

FT %: 1st Half _____ 2nd Half _____ Game 77.8

HOME

No.	Alcoa		FG	FGA	FT	FTA	REB	PF	TP	A	TO	BLK	S	MIN
24	Roberts	f	7	11	1	3	1	1	15	2	3			
32	Sudderth	f	5	18	1	3	1	4	11	2	6			
42	Elder	c	9	15	1	1	9	1	19	2	3			
10	Early	g					1				4			
22	Whithead	g												
30	Gilmore						7	4			0			
34	Sykes						3	4			1			
44	Knight						8	2			1			
	TEAM REBOUNDS (Included in Totals)						1							
	TOTALS		21	44	3	7	31	16	45	6	18			

FG %: 1st Half _____ 2nd Half _____ Game 47.8 Deadball Rebounds _____

FT %: 1st Half _____ 2nd Half _____ Game 42.9

OFFICIALS: Anita Malone & John Towery

Technical Fouls: _____

Attendance _____

©by National Collegiate Athletic Association 1978

SCORE BY PERIODS	1st H.	2nd H.	OT	OT	FINAL
David Lipscomb	10	14	8	20	48
Alcoa	15	11	4	11	45

16

OFFICIAL NCAA BASKETBALL BOX SCORE

Date MARCH 16 1979 Site TSSAA STATE TOURNAMENT

VISITORS (Last Name, First)

No.	RUTHERFORD		FG	FGA	FT	FTA	REB	PF	TP	A	TO	BLK	S	MIN
45	CUNNINGHAM	f	7	15	0	2	7	3	14	5	1			
21	BECTON	f	6	7	0	0	1	2	12	3	2			
25	KEMP	c	9	22	0	0	2	1	18	7	1			
35	BEARD	g						2		0	0			
43	WOODS	g					10				2			
53	WHITE						2	4			3			
11	HESTER													
15	POPE									1	0			
13	PATTERSON		1	1				0	2					
23	BEARDEN													
51	HESTER													
31	ALEXANDER													
	TEAM REBOUNDS (Included in Totals)						1							
	TOTALS		23	45	0	2	23	12	46	16	9			

FG %: 1st Half _____ 2nd Half _____ Game 51.1

FT %: 1st Half _____ 2nd Half _____ Game 0 % Deadball Rebounds _____

HOME

No.	DAVID LIPSCOMB		FG	FGA	FT	FTA	REB	PF	TP	A	TO	BLK	S	MIN
42	COSTELLO	f	9	12	2	4		1	20	2	0			
54	OWEN	f	2	5	0	0	9	1	4		2			
44	ATNIP	c					1				3			
4	KNIGHT	g					1							
34	PEARL	g					2	3			1			
20	HADFIELD						2							
10	GAMBLE		8	14	11	13		2	27	1	2			
30	YOUREE													
14	LIGGETT													
12	BANDY													
34	BEECH													
22	MC CORD													
	TEAM REBOUNDS (Included in Totals)						2							
	TOTALS		19	31	13	17	17	7	51	3	8			

FG %: 1st Half _____ 2nd Half _____ Game 61.3

FT %: 1st Half _____ 2nd Half _____ Game 76.5 Deadball Rebounds _____

OFFICIALS: TROY JONES & FRED KESSLER

Technical Fouls: _____

Attendance 2412

©by National Collegiate Athletic Association 1978

SCORE BY PERIODS	1st H.	2nd H.	OT	OT	FINAL
RUTHERFORD	14	14	8	10	46
DAVID LIPSCOMB	18	10	14	9	51

19

1979 CLASS "A" CHAMPIONSHIP

OFFICIAL NCAA BASKETBALL BOX SCORE

Date Mar 17, 1979 Site MTSU - TSSAA Girls State

VISITORS (Last Name, First)

No.	LIPSCOMB		FG	FGA	FT	FTA	REB	PF	TP	A	TO	BLK	S	MIN
11	Gamble	f	7	14	1	1	5	2	15	2	1	1		
43	Costello	f	3	11	4	4	1	1	10	1	5			
55	Owen	c	3	5	0	0		0	6	0	3			
5	Knight	g					7							
25	Pearl	g					3	3		0	3			
21	Hadfield	g					2	1		0	3			
45	Atnip		1	4	3	4	3	0	5	1	2			
31	Youree													
15	Liggett													
13	Bandy													
36	Beech													
23	McCord													
	TEAM REBOUNDS (Included in Totals)						1							
	TOTALS		14	34	8	9	22	6	36	4	17			

FG %: 1st Half _____ 2nd Half _____ Game 41.1 Deadball Rebounds _____

FT %: 1st Half _____ 2nd Half _____ Game 88.9

HOME

No.	PICKETT COUNTY		FG	FGA	FT	FTA	REB	PF	TP	A	TO	BLK	S	MIN
30	Huckeby	f	12	20	1	1	3	1	25	6	1			
32	Rains	f	5	10	0	0	1	0	10	2	1			
50	Huddleston	c	9	15	0	1	1	0	18	1	0			
12	Rich	g					2	1						
20	Garrett, D.	g					5	3		3	1			
42	Storie	g					1	3						
54	Mitchell		0	0	2	2		0	2	1	0			
14	Melton													
10	Aaron									0	1			
24	Upchurch			1										
52	Ferrell						1							
40	Lee													
22	Smith													
44	Garrett, N.						1							
	TEAM REBOUNDS (Included in Totals)						5							
	TOTALS		26	46	3	4	20	8	55	13	4			

FG %: 1st Half _____ 2nd Half _____ Game 56.5 Deadball Rebounds _____

FT %: 1st Half _____ 2nd Half _____ Game 75.0

OFFICIALS: Anita Malone & Fred Kessler

Technical Fouls: _____

Attendance _____

©by National Collegiate Athletic Association 1978

SCORE BY PERIODS	1st H.	2nd H.	OT	OT	FINAL
Lipscomb	6	11	8	11	36
Pickett Co.	14	10	19	12	55