# Livingston Academy
# Boys' Basketball
## Livingston, TN

**POSTSEASON HISTORY REPORT**

GENERATED MAY 29, 2024

## Summary

**Championship Record:** 6-15
**Appearances (15):** 2018, 2013, 2012, 2011, 2009, 2008, 1997, 1992, 1987, 1984, 1982, 1978, 1946, 1922, 1921
**Finals Appearances/Runners-up (1):** 1946

## Finals Appearances

| Year | Class | Award | Detail |
|---|---|---|---|
| 1946 | | Team Runner-Up | |

## Awards

None found.

# 2018 Class AA State Boys' Basketball Tournament

## March 14 - March 17, 2018 · MTSU - Murphy Center

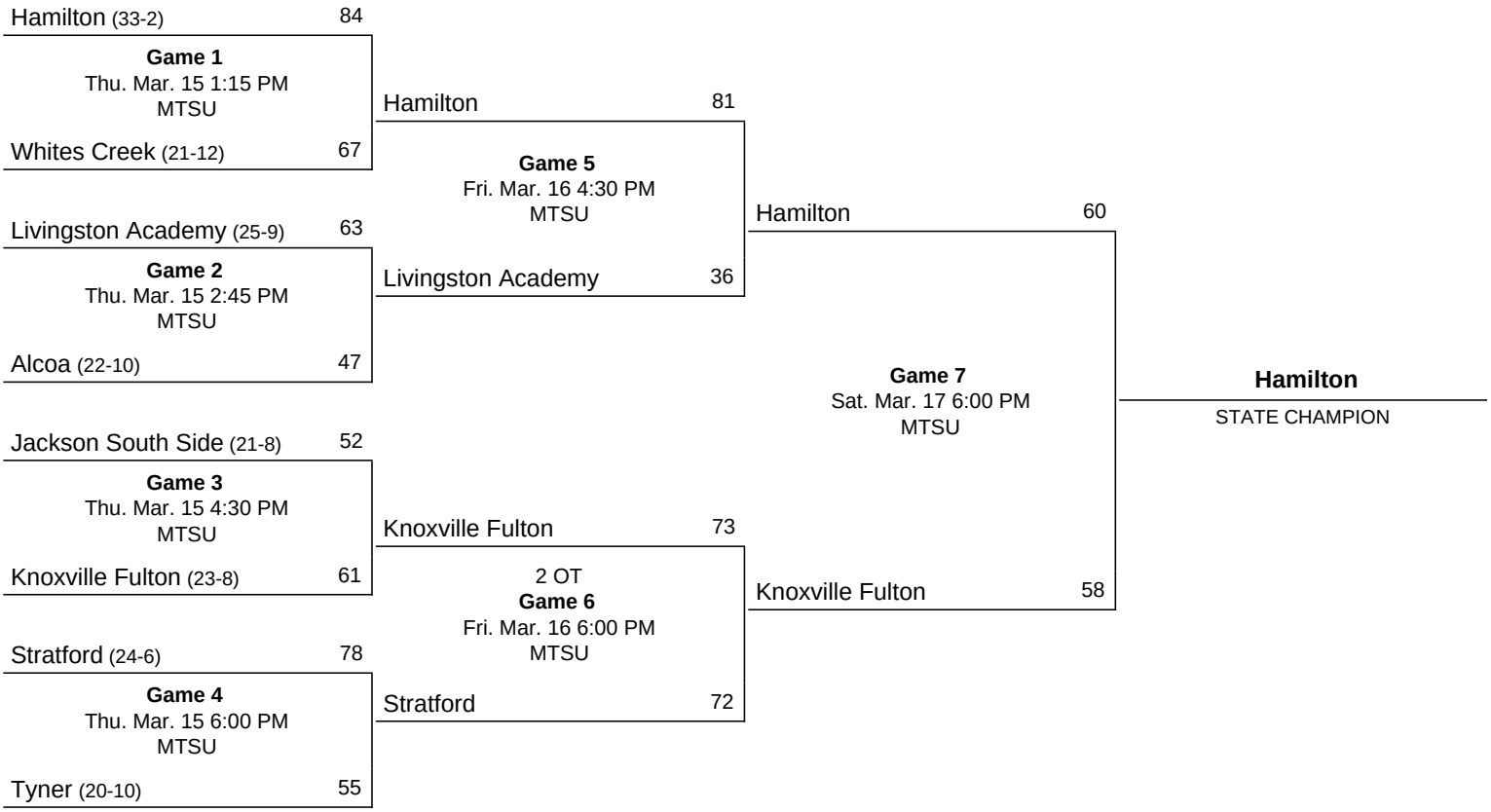

Official Basketball Box Score -- Game Totals -- Final Statistics
Alcoa vs Livingston Academy
03/15/18 2:45 PM at Murphy Center, Murfreesboro, Tenn.

## Alcoa 47 • 22-11

| ## | Player | | Total FG-FGA | 3-Ptr FG-FGA | FT-FTA | Rebounds Off | Def | Tot | PF | TP | A | TO | Blk | Stl | Min |
|---|---|---|---|---|---|---|---|---|---|---|---|---|---|---|---|
| 03 | Harris, Dante | * | 5-14 | 0-3 | 2-2 | 2 | 1 | 3 | 2 | 12 | 4 | 3 | 0 | 1 | 30 |
| 04 | Roberts, Nick | * | 2-7 | 0-1 | 0-0 | 1 | 3 | 4 | 1 | 4 | 1 | 1 | 0 | 0 | 26 |
| 05 | Ayl, Mikael | * | 2-3 | 1-1 | 0-0 | 0 | 2 | 2 | 2 | 5 | 1 | 2 | 0 | 0 | 13 |
| 10 | Carter, Mekhi | * | 3-10 | 1-6 | 0-0 | 1 | 2 | 3 | 3 | 7 | 0 | 2 | 1 | 2 | 28 |
| 24 | Carter, Jalen | * | 1-2 | 0-0 | 0-0 | 0 | 0 | 0 | 0 | 2 | 0 | 0 | 0 | 0 | 3 |
| 01 | Canfield, Conner | | 0-0 | 0-0 | 0-0 | 0 | 0 | 0 | 0 | 0 | 0 | 0 | 0 | 0 | 1 |
| 02 | Rodgers, Garrett | | 0-2 | 0-1 | 0-0 | 0 | 1 | 1 | 2 | 0 | 0 | 0 | 0 | 0 | 6 |
| 12 | Cox, Isaiah | | 2-4 | 1-1 | 1-2 | 2 | 2 | 4 | 1 | 6 | 1 | 0 | 0 | 0 | 12 |
| 14 | Chandler, Dyvion | | 1-4 | 0-0 | 0-0 | 2 | 0 | 2 | 1 | 2 | 0 | 0 | 0 | 0 | 8 |
| 23 | Jones Jr, Roy | | 0-0 | 0-0 | 0-0 | 0 | 0 | 0 | 0 | 0 | 0 | 0 | 0 | 0 | 3 |
| 32 | Marsh, Nate | | 0-2 | 0-2 | 0-0 | 0 | 1 | 1 | 0 | 0 | 0 | 0 | 0 | 0 | 4 |
| 33 | Jackson, Ronald | | 4-5 | 1-1 | 0-0 | 1 | 3 | 4 | 4 | 9 | 0 | 2 | 0 | 1 | 19 |
| 50 | Robinson, Jakoby | | 0-0 | 0-0 | 0-0 | 0 | 0 | 0 | 1 | 0 | 0 | 1 | 0 | 0 | 2 |
| 52 | Blankenship, Tristan | | 0-1 | 0-0 | 0-0 | 0 | 0 | 0 | 0 | 0 | 0 | 0 | 0 | 1 | 5 |
| | Team | | | | | 2 | 1 | 3 | | | | | | | |
| | Totals | | 20-54 | 4-16 | 3-4 | 11 | 16 | 27 | 17 | 47 | 7 | 11 | 1 | 5 | 160 |

| | | | | | | | | | | | | | | | | | |
|---|---|---|---|---|---|---|---|---|---|---|---|---|---|---|---|---|---|
| 1st - FG %: | 5-12 | 41.7% | 2nd: | 5-14 | 35.7% | 3rd: | 5-13 | 38.5% | 4th: | 5-15 | 33.3% | Game: | 20-54 | 37.0% | Deadball | | |
| 3FG %: | 2-4 | 50.0% | | 2-7 | 28.6% | | 0-2 | 0.0% | | 0-3 | 0.0% | | 4-16 | 25.0% | Rebounds | | |
| FT %: | 0-0 | 0.0% | | 0-0 | 0.0% | | 1-2 | 50.0% | | 2-2 | 100.0% | | 3-4 | 75.0% | 0 | | |

## Livingston Academy 63 • 26-9

| ## | Player | | Total FG-FGA | 3-Ptr FG-FGA | FT-FTA | Rebounds Off | Def | Tot | PF | TP | A | TO | Blk | Stl | Min |
|---|---|---|---|---|---|---|---|---|---|---|---|---|---|---|---|
| 00 | Qualls, Blake | * | 3-4 | 1-2 | 1-1 | 0 | 2 | 2 | 0 | 8 | 0 | 1 | 0 | 0 | 16 |
| 11 | Ray, Cody | * | 3-7 | 0-1 | 6-7 | 0 | 3 | 3 | 3 | 12 | 1 | 1 | 0 | 1 | 29 |
| 14 | Neely, Wade | * | 6-6 | 0-0 | 0-0 | 2 | 11 | 13 | 1 | 12 | 2 | 2 | 0 | 1 | 28 |
| 21 | Hayes, Carter | * | 2-5 | 0-1 | 0-1 | 1 | 0 | 1 | 1 | 4 | 2 | 0 | 0 | 0 | 22 |
| 42 | Craig, Jakob | * | 0-5 | 0-2 | 4-4 | 0 | 3 | 3 | 1 | 4 | 3 | 0 | 0 | 0 | 24 |
| 05 | Kennard, Ben | | 0-0 | 0-0 | 0-0 | 0 | 0 | 0 | 0 | 0 | 0 | 0 | 0 | 0 | 0+ |
| 12 | Sells, Matthew | | 9-13 | 2-3 | 1-2 | 1 | 0 | 1 | 0 | 21 | 2 | 2 | 0 | 2 | 25 |
| 15 | Smith, Cole | | 1-1 | 0-0 | 0-2 | 0 | 4 | 4 | 1 | 2 | 2 | 2 | 1 | 0 | 16 |
| | Team | | | | | 0 | 0 | 0 | | | | | | | |
| | Totals | | 24-41 | 3-9 | 12-17 | 4 | 23 | 27 | 7 | 63 | 12 | 8 | 1 | 4 | 160 |

| | | | | | | | | | | | | | | | | | |
|---|---|---|---|---|---|---|---|---|---|---|---|---|---|---|---|---|---|
| 1st - FG %: | 4-11 | 36.4% | 2nd: | 5-9 | 55.6% | 3rd: | 8-12 | 66.7% | 4th: | 7-9 | 77.8% | Game: | 24-41 | 58.5% | Deadball | | |
| 3FG %: | 1-4 | 25.0% | | 0-2 | 0.0% | | 2-3 | 66.7% | | 0-0 | 0.0% | | 3-9 | 33.3% | Rebounds | | |
| FT %: | 0-0 | 0.0% | | 2-5 | 40.0% | | 0-0 | 0.0% | | 10-12 | 83.3% | | 12-17 | 70.6% | 3 | | |

Officials: Randy Ramseyer (R), Aaron Denton (U), Paul Moore (U)
Technical fouls: Alcoa-None. Livingston Academy-None.
Attendance:

| Score by periods | 1st | 2nd | 3rd | 4th | Total |
|---|---|---|---|---|---|
| Alcoa | 12 | 12 | 11 | 12 | 47 |
| Livingston Academy | 9 | 12 | 18 | 24 | 63 |

# Alcoa vs Livingston Academy
## 03/15/18 2:45 PM at Murphy Center, Murfreesboro, Tenn.
## 1st PERIOD Play-by-Play (Page 1)

| HOME TEAM: Livingston Academy | Time | Score | Margin | VISITORS: Alcoa |
|---|---|---|---|---|
| FOUL by Ray, Cody (P1T1) | 07:44 | | | |
| | 07:44 | | | SUB IN : Chandler, Dyvion |
| | 07:44 | | | SUB OUT: Carter, Jalen |
| REBOUND (DEF) by Neely, Wade | 07:21 | | | MISSED JUMPER by Harris, Dante |
| GOOD! LAYUP by Qualls, Blake [PNT] | 07:07 | 2-0 | H 2 | |
| ASSIST by Ray, Cody | 07:07 | | | |
| | 06:42 | 2-3 | V 1 | GOOD! 3 PTR by Ayl, Mikael |
| | 06:42 | | | ASSIST by Harris, Dante |
| MISSED JUMPER by Hayes, Carter | 06:09 | | | REBOUND (DEF) by Roberts, Nick |
| | 06:00 | 2-5 | V 3 | GOOD! LAYUP by Ayl, Mikael [FB/PNT] |
| | 05:44 | | | SUB IN : Carter, Jalen |
| | 05:44 | | | SUB OUT: Chandler, Dyvion |
| TURNOVR by Ray, Cody | 05:41 | | | |
| | 05:40 | | | STEAL by Carter, Mekhi |
| | 05:35 | 2-7 | V 5 | GOOD! LAYUP by Carter, Jalen [PNT] |
| | 05:35 | | | ASSIST by Harris, Dante |
| MISSED 3 PTR by Qualls, Blake | 05:22 | | | REBOUND (DEF) by Ayl, Mikael |
| | 05:15 | | | FOUL by Ayl, Mikael (P1T1) |
| | 05:15 | | | TURNOVR by Ayl, Mikael |
| SUB IN : Sells, Matthew | 05:15 | | | |
| SUB OUT: Qualls, Blake | 05:15 | | | |
| GOOD! JUMPER by Sells, Matthew | 05:08 | 4-7 | V 3 | |
| REBOUND (DEF) by Neely, Wade | 04:52 | | | MISSED JUMPER by Carter, Jalen |
| MISSED JUMPER by Craig, Jakob | 04:44 | | | REBOUND (DEF) by Harris, Dante |
| REBOUND (DEF) by Craig, Jakob | 04:32 | | | MISSED JUMPER by Roberts, Nick |
| GOOD! LAYUP by Sells, Matthew [FB/PNT] | 04:27 | 6-7 | V 1 | |
| ASSIST by Craig, Jakob | 04:27 | | | |
| REBOUND (DEF) by Neely, Wade | 04:16 | | | MISSED 3 PTR by Carter, Mekhi |
| TURNOVR by Neely, Wade | 03:52 | | | |
| | 03:51 | | | STEAL by Carter, Mekhi |
| REBOUND (DEF) by Neely, Wade | 03:45 | | | MISSED JUMPER by Carter, Mekhi |
| MISSED JUMPER by Craig, Jakob | 03:31 | | | REBOUND (DEF) by Carter, Mekhi |
| | 03:23 | | | TURNOVR by Harris, Dante |
| SUB IN : Smith, Cole | 03:23 | | | SUB IN : Cox, Isaiah |
| SUB OUT: Ray, Cody | 03:23 | | | SUB IN : Chandler, Dyvion |
| | 03:23 | | | SUB IN : Jones Jr, Roy |
| | 03:23 | | | SUB IN : Blankenship, Tristan |
| | 03:23 | | | SUB OUT: Carter, Mekhi |
| | 03:23 | | | SUB OUT: Ayl, Mikael |
| | 03:23 | | | SUB OUT: Roberts, Nick |
| | 03:23 | | | SUB OUT: Carter, Jalen |
| GOOD! 3 PTR by Sells, Matthew [FB] | 03:12 | 9-7 | H 2 | |
| ASSIST by Hayes, Carter | 03:12 | | | |
| | 02:29 | 9-9 | T 1 | GOOD! JUMPER by Carter, Mekhi |
| MISSED 3 PTR by Craig, Jakob | 02:09 | | | |
| REBOUND (OFF) by Sells, Matthew | 02:09 | | | |
| TURNOVR by Sells, Matthew | 02:05 | | | STEAL by Blankenship, Tristan |
| | 02:05 | | | SUB IN : Rodgers, Garrett |
| | 02:05 | | | SUB IN : Carter, Mekhi |
| | 02:05 | | | SUB OUT: Harris, Dante |
| | 01:42 | 9-12 | V 3 | GOOD! 3 PTR by Cox, Isaiah |
| MISSED 3 PTR by Sells, Matthew | 01:26 | | | |
| REBOUND (OFF) by Neely, Wade | 01:26 | | | |
| TURNOVR by Neely, Wade | 01:23 | | | |
| | 01:22 | | | SUB IN : Jackson, Ronald |
| | 01:22 | | | SUB IN : Harris, Dante |
| | 01:22 | | | SUB IN : Roberts, Nick |
| | 01:22 | | | SUB OUT: Chandler, Dyvion |
| | 01:22 | | | SUB OUT: Jones Jr, Roy |
| | 01:22 | | | SUB OUT: Blankenship, Tristan |
| | 01:06 | | | MISSED 3 PTR by Rodgers, Garrett |

# Alcoa vs Livingston Academy
## 03/15/18 2:45 PM at Murphy Center, Murfreesboro, Tenn.
## 1st PERIOD Play-by-Play (Page 2)

| HOME TEAM: Livingston Academy | Time | Score | Margin | VISITORS: Alcoa |
|---|---|---|---|---|
| REBOUND (DEF) by Smith, Cole | 01:06 | | | |
| MISSED LAYUP by Craig, Jakob | 00:59 | | | REBOUND (DEF) by Jackson, Ronald |
| REBOUND (DEF) by Craig, Jakob | 00:53 | | | MISSED JUMPER by Harris, Dante |
| | 00:14 | | | FOUL by Rodgers, Garrett (P1T2) |
| SUB IN : Ray, Cody | 00:14 | | | SUB OUT: Rodgers, Garrett |
| SUB IN : Qualls, Blake | 00:14 | | | |
| SUB OUT: Craig, Jakob | 00:14 | | | |
| SUB OUT: Hayes, Carter | 00:14 | | | |

Alcoa 12, Livingston Academy 9

| 1st period-only | In Paint | Off T/O | 2nd Chance | Fast Break | Bench | |
|---|---|---|---|---|---|---|
| Alcoa | 4 | 5 | 0 | 2 | 3 | Score tied - 1 time. |
| Livingston Academy | 4 | 5 | 0 | 5 | 7 | Lead changed - 3 times. |

# Alcoa vs Livingston Academy
## 03/15/18 2:45 PM at Murphy Center, Murfreesboro, Tenn.
## 2nd PERIOD Play-by-Play (Page 1)

| HOME TEAM: Livingston Academy | Time | Score | Margin | VISITORS: Alcoa |
|---|---|---|---|---|
| | 08:00 | | | SUB IN : Jackson, Ronald |
| | 08:00 | | | SUB IN : Cox, Isaiah |
| | 08:00 | | | SUB OUT: Ayl, Mikael |
| | 08:00 | | | SUB OUT: Carter, Jalen |
| MISSED 3 PTR by Ray, Cody | 07:49 | | | REBOUND (DEF) by (TEAM) |
| SUB IN : Sells, Matthew | 07:49 | | | |
| SUB IN : Smith, Cole | 07:49 | | | |
| SUB OUT: Craig, Jakob | 07:49 | | | |
| SUB OUT: Hayes, Carter | 07:49 | | | |
| | 07:41 | | | SUB IN : Ayl, Mikael |
| | 07:41 | | | SUB OUT: Cox, Isaiah |
| | 07:37 | 9-15 | V 6 | GOOD! 3 PTR by Carter, Mekhi |
| | 07:37 | | | ASSIST by Ayl, Mikael |
| | 07:19 | | | FOUL by Jackson, Ronald (P1T3) |
| MISSED FT SHOT by Sells, Matthew | 07:13 | | | |
| REBOUND (OFF) by (DEADBALL) | 07:13 | | | |
| GOOD! FT SHOT by Sells, Matthew | 07:13 | 10-15 | V 5 | |
| | 07:13 | | | SUB IN : Marsh, Nate |
| | 07:13 | | | SUB OUT: Ayl, Mikael |
| | 06:51 | | | MISSED 3 PTR by Marsh, Nate |
| | 06:51 | | | REBOUND (OFF) by Roberts, Nick |
| | 06:48 | 10-17 | V 7 | GOOD! LAYUP by Roberts, Nick [PNT] |
| GOOD! JUMPER by Sells, Matthew [FB] | 06:36 | 12-17 | V 5 | |
| ASSIST by Smith, Cole | 06:36 | | | |
| TIMEOUT 30sec | 06:33 | | | |
| SUB IN : Hayes, Carter | 06:33 | | | |
| SUB IN : Craig, Jakob | 06:33 | | | |
| SUB OUT: Neely, Wade | 06:33 | | | |
| SUB OUT: Qualls, Blake | 06:33 | | | |
| | 06:09 | | | FOUL by Carter, Mekhi (P1T4) |
| | 06:09 | | | TURNOVR by Carter, Mekhi |
| FOUL by Smith, Cole (P1T2) | 05:51 | | | |
| TURNOVR by Smith, Cole | 05:51 | | | |
| | 05:35 | | | SUB IN : Cox, Isaiah |
| | 05:35 | | | SUB OUT: Marsh, Nate |
| BLOCK by Smith, Cole | 05:24 | | | MISSED JUMPER by Harris, Dante |
| | 05:23 | | | REBOUND (OFF) by (TEAM) |
| REBOUND (DEF) by Smith, Cole | 05:22 | | | MISSED JUMPER by Roberts, Nick |
| MISSED 3 PTR by Hayes, Carter | 04:58 | | | REBOUND (DEF) by Roberts, Nick |
| | 04:53 | | | MISSED 3 PTR by Carter, Mekhi |
| | 04:53 | | | REBOUND (OFF) by Cox, Isaiah |
| | 04:47 | 12-20 | V 8 | GOOD! 3 PTR by Jackson, Ronald |
| | 04:47 | | | ASSIST by Cox, Isaiah |
| MISSED LAYUP by Sells, Matthew | 04:16 | | | REBOUND (DEF) by Jackson, Ronald |
| SUB IN : Qualls, Blake | 04:14 | | | |
| SUB OUT: Hayes, Carter | 04:14 | | | |
| | 03:50 | | | TURNOVR by Harris, Dante |
| | 03:48 | | | SUB IN : Robinson, Jakoby |
| | 03:48 | | | SUB OUT: Roberts, Nick |
| MISSED FT SHOT by Smith, Cole | 03:32 | | | FOUL by Cox, Isaiah (P1T5) |
| REBOUND (OFF) by (DEADBALL) | 03:32 | | | |
| MISSED FT SHOT by Smith, Cole | 03:32 | | | REBOUND (DEF) by Jackson, Ronald |
| SUB IN : Neely, Wade | 03:14 | | | |
| SUB OUT: Smith, Cole | 03:14 | | | |
| | 03:10 | | | TURNOVR by Jackson, Ronald |
| GOOD! LAYUP by Ray, Cody [PNT] | 02:44 | 14-20 | V 6 | |
| REBOUND (DEF) by Qualls, Blake | 02:32 | | | MISSED 3 PTR by Harris, Dante |
| TURNOVR by Qualls, Blake | 02:26 | | | |
| | 02:25 | | | STEAL by Harris, Dante |
| | 02:21 | 14-22 | V 8 | GOOD! LAYUP by Harris, Dante [PNT] |

# Alcoa vs Livingston Academy
## 03/15/18 2:45 PM at Murphy Center, Murfreesboro, Tenn.
## 2nd PERIOD Play-by-Play (Page 2)

| HOME TEAM: Livingston Academy | Time | Score | Margin | VISITORS: Alcoa |
|---|---|---|---|---|
| GOOD! JUMPER by Qualls, Blake [PNT] | 02:03 | 16-22 | V 6 | |
| GOOD! FT SHOT by Qualls, Blake | 02:03 | 17-22 | V 5 | FOUL by Jackson, Ronald (P2T6) |
| SUB IN : Hayes, Carter | 02:03 | | | SUB IN : Roberts, Nick |
| SUB OUT: Sells, Matthew | 02:03 | | | SUB OUT: Jackson, Ronald |
| | 01:52 | 17-24 | V 7 | GOOD! JUMPER by Harris, Dante |
| | 01:35 | | | MISSED LAYUP by Chandler, Dyvion |
| | 01:35 | | | REBOUND (OFF) by Chandler, Dyvion |
| | 01:19 | | | FOUL by Robinson, Jakoby (P1T7) |
| | 01:19 | | | TURNOVR by Robinson, Jakoby |
| | 01:19 | | | SUB IN : Chandler, Dyvion |
| | 01:19 | | | SUB IN : Marsh, Nate |
| | 01:19 | | | SUB OUT: Robinson, Jakoby |
| | 01:19 | | | SUB OUT: Cox, Isaiah |
| MISSED LAYUP by Hayes, Carter | 01:03 | | | REBOUND (DEF) by Marsh, Nate |
| | 00:58 | | | MISSED 3 PTR by Harris, Dante |
| | 00:58 | | | REBOUND (OFF) by Chandler, Dyvion |
| REBOUND (DEF) by Neely, Wade | 00:56 | | | MISSED JUMPER by Chandler, Dyvion |
| GOOD! LAYUP by Neely, Wade [PNT] | 00:38 | 19-24 | V 5 | |
| REBOUND (DEF) by Craig, Jakob | 00:29 | | | MISSED 3 PTR by Marsh, Nate |
| GOOD! LAYUP by Neely, Wade [PNT] | 00:02 | 21-24 | V 3 | |
| ASSIST by Craig, Jakob | 00:02 | | | |

Alcoa 24, Livingston Academy 21

| 2nd period-only | In Paint | Off T/O | 2nd Chance | Fast Break | Bench | |
|---|---|---|---|---|---|---|
| Alcoa | 4 | 2 | 5 | 0 | 3 | Score tied - 0 times. |
| Livingston Academy | 8 | 2 | 0 | 2 | 3 | Lead changed - 0 times. |

# Alcoa vs Livingston Academy
## 03/15/18 2:45 PM at Murphy Center, Murfreesboro, Tenn.
## 3rd PERIOD Play-by-Play (Page 1)

| HOME TEAM: Livingston Academy | Time | Score | Margin | VISITORS: Alcoa |
|---|---|---|---|---|
| SUB IN : Sells, Matthew | 08:00 | | | SUB IN : Jackson, Ronald |
| SUB OUT: Qualls, Blake | 08:00 | | | SUB OUT: Carter, Jalen |
| REBOUND (DEF) by Neely, Wade | 07:50 | | | MISSED JUMPER by Roberts, Nick |
| MISSED 3 PTR by Craig, Jakob | 07:29 | | | REBOUND (DEF) by Roberts, Nick |
| | 07:19 | | | MISSED 3 PTR by Roberts, Nick |
| | 07:19 | | | REBOUND (OFF) by Harris, Dante |
| | 07:02 | 21-26 | V 5 | GOOD! TIP-IN by Harris, Dante [PNT] |
| GOOD! JUMPER by Ray, Cody | 06:53 | 23-26 | V 3 | |
| | 06:37 | | | TURNOVR by Ayl, Mikael |
| | 06:33 | | | MISSED LAYUP by Cox, Isaiah |
| REBOUND (OFF) by Hayes, Carter | 06:33 | | | |
| GOOD! LAYUP by Hayes, Carter [PNT] | 06:19 | 25-26 | V 1 | |
| FOUL by Hayes, Carter (P1T1) | 06:14 | | | |
| | 05:52 | 25-28 | V 3 | GOOD! JUMPER by Carter, Mekhi [PNT] |
| GOOD! JUMPER by Sells, Matthew | 05:38 | 27-28 | V 1 | |
| ASSIST by Craig, Jakob | 05:38 | | | |
| | 05:28 | 27-30 | V 3 | GOOD! JUMPER by Harris, Dante |
| | 05:10 | | | FOUL by Ayl, Mikael (P2T1) |
| | 05:10 | | | SUB IN : Cox, Isaiah |
| | 05:10 | | | SUB IN : Blankenship, Tristan |
| | 05:10 | | | SUB OUT: Ayl, Mikael |
| | 05:10 | | | SUB OUT: Roberts, Nick |
| MISSED JUMPER by Ray, Cody | 04:54 | | | REBOUND (DEF) by Cox, Isaiah |
| | 04:26 | | | MISSED JUMPER by Blankenship, Tristan |
| | 04:26 | | | REBOUND (OFF) by Carter, Mekhi |
| | 04:21 | | | MISSED LAYUP by Carter, Mekhi |
| | 04:21 | | | REBOUND (OFF) by Jackson, Ronald |
| | 04:18 | 27-32 | V 5 | GOOD! LAYUP by Jackson, Ronald [PNT] |
| GOOD! LAYUP by Neely, Wade [PNT] | 04:07 | 29-32 | V 3 | |
| ASSIST by Hayes, Carter | 04:07 | | | |
| FOUL by Craig, Jakob (P1T2) | 03:47 | | | |
| SUB IN : Qualls, Blake | 03:47 | | | |
| SUB IN : Smith, Cole | 03:47 | | | |
| SUB OUT: Craig, Jakob | 03:47 | | | |
| SUB OUT: Hayes, Carter | 03:47 | | | |
| REBOUND (DEF) by Ray, Cody | 03:36 | | | MISSED 3 PTR by Harris, Dante |
| GOOD! 3 PTR by Qualls, Blake | 03:24 | 32-32 | T 2 | |
| ASSIST by Smith, Cole | 03:24 | | | |
| FOUL by Ray, Cody (P2T3) | 03:05 | 32-33 | V 1 | GOOD! FT SHOT by Cox, Isaiah |
| REBOUND (DEF) by Neely, Wade | 03:05 | | | MISSED FT SHOT by Cox, Isaiah |
| | 03:05 | | | SUB IN : Roberts, Nick |
| | 03:05 | | | SUB OUT: Blankenship, Tristan |
| GOOD! JUMPER by Neely, Wade [PNT] | 02:39 | 34-33 | H 1 | |
| ASSIST by Sells, Matthew | 02:39 | | | |
| STEAL by Neely, Wade | 02:19 | | | TURNOVR by Jackson, Ronald |
| MISSED JUMPER by Sells, Matthew | 02:02 | | | REBOUND (DEF) by Cox, Isaiah |
| | 01:56 | | | MISSED LAYUP by Jackson, Ronald |
| | 01:56 | | | REBOUND (OFF) by Cox, Isaiah |
| | 01:55 | 34-35 | V 1 | GOOD! LAYUP by Cox, Isaiah [PNT] |
| | 01:55 | | | TIMEOUT TEAM |
| | 01:55 | | | SUB IN : Ayl, Mikael |
| | 01:55 | | | SUB OUT: Cox, Isaiah |
| | 01:48 | | | FOUL by Jackson, Ronald (P3T2) |
| GOOD! 3 PTR by Sells, Matthew | 01:29 | 37-35 | H 2 | |
| ASSIST by Neely, Wade | 01:29 | | | |
| REBOUND (DEF) by Neely, Wade | 01:14 | | | MISSED JUMPER by Harris, Dante |
| GOOD! JUMPER by Neely, Wade | 00:59 | 39-35 | H 4 | |
| ASSIST by Sells, Matthew | 00:59 | | | |
| | 00:53 | | | SUB IN : Chandler, Dyvion |
| | 00:53 | | | SUB OUT: Jackson, Ronald |
| | 00:42 | | | TURNOVR by Carter, Mekhi |

# Alcoa vs Livingston Academy
## 03/15/18 2:45 PM at Murphy Center, Murfreesboro, Tenn.
## 3rd PERIOD Play-by-Play (Page 2)

| HOME TEAM: Livingston Academy | Time | Score | Margin | VISITORS: Alcoa |
|---|---|---|---|---|
| STEAL by Ray, Cody | 00:41 | | | |
| MISSED JUMPER by Ray, Cody | 00:00 | | | BLOCK by Carter, Mekhi |
| | 00:00 | | | REBOUND (DEF) by Ayl, Mikael |

Livingston Academy 39, Alcoa 35

| 3rd period-only | In Paint | Off T/O | 2nd Chance | Fast Break | Bench | |
|---|---|---|---|---|---|---|
| Alcoa | 8 | 0 | 6 | 0 | 5 | Score tied - 1 time. |
| Livingston Academy | 6 | 0 | 2 | 0 | 5 | Lead changed - 3 times. |

# Alcoa vs Livingston Academy
## 03/15/18 2:45 PM at Murphy Center, Murfreesboro, Tenn.
## 4th PERIOD Play-by-Play (Page 1)

| HOME TEAM: Livingston Academy | Time | Score | Margin | VISITORS: Alcoa |
|---|---|---|---|---|
| SUB IN : Smith, Cole | 07:56 | | | |
| SUB IN : Sells, Matthew | 07:56 | | | |
| SUB OUT: Craig, Jakob | 07:56 | | | |
| SUB OUT: Hayes, Carter | 07:56 | | | |
| GOOD! LAYUP by Smith, Cole [PNT] | 07:54 | 41-35 | H 6 | |
| | 07:51 | | | SUB IN : Chandler, Dyvion |
| | 07:51 | | | SUB OUT: Carter, Jalen |
| | 07:47 | 41-37 | H 4 | GOOD! LAYUP by Chandler, Dyvion [PNT] |
| | 07:47 | | | ASSIST by Harris, Dante |
| GOOD! LAYUP by Sells, Matthew [PNT] | 07:35 | 43-37 | H 6 | |
| | 07:25 | | | MISSED 3 PTR by Carter, Mekhi |
| | 07:25 | | | REBOUND (OFF) by (TEAM) |
| REBOUND (DEF) by Smith, Cole | 07:10 | | | MISSED JUMPER by Chandler, Dyvion |
| GOOD! JUMPER by Neely, Wade [PNT] | 06:50 | 45-37 | H 8 | |
| REBOUND (DEF) by Ray, Cody | 06:41 | | | MISSED LAYUP by Ayl, Mikael |
| | 06:13 | | | FOUL by Harris, Dante (P1T3) |
| | 06:13 | | | SUB IN : Rodgers, Garrett |
| | 06:13 | | | SUB OUT: Ayl, Mikael |
| GOOD! JUMPER by Ray, Cody [PNT] | 06:06 | 47-37 | H 10 | |
| GOOD! FT SHOT by Ray, Cody | 06:06 | 48-37 | H 11 | FOUL by Chandler, Dyvion (P1T4) |
| | 05:51 | | | SUB IN : Jackson, Ronald |
| | 05:51 | | | SUB OUT: Chandler, Dyvion |
| REBOUND (DEF) by Neely, Wade | 05:50 | | | MISSED JUMPER by Roberts, Nick |
| GOOD! LAYUP by Sells, Matthew [FB/PNT] | 05:43 | 50-37 | H 13 | |
| ASSIST by Neely, Wade | 05:43 | | | |
| | 05:39 | | | TIMEOUT TEAM |
| | 05:37 | | | TURNOVR by Harris, Dante |
| STEAL by Sells, Matthew | 05:35 | | | |
| GOOD! LAYUP by Sells, Matthew [FB/PNT] | 05:33 | 52-37 | H 15 | |
| REBOUND (DEF) by Qualls, Blake | 05:16 | | | MISSED 3 PTR by Carter, Mekhi |
| TURNOVR by Smith, Cole | 05:02 | | | |
| | 05:00 | | | STEAL by Jackson, Ronald |
| | 04:59 | 52-39 | H 13 | GOOD! LAYUP by Jackson, Ronald [FB/PNT] |
| TIMEOUT TEAM | 04:51 | | | |
| SUB IN : Craig, Jakob | 04:51 | | | SUB IN : Ayl, Mikael |
| SUB IN : Hayes, Carter | 04:51 | | | SUB OUT: Rodgers, Garrett |
| SUB OUT: Smith, Cole | 04:51 | | | |
| SUB OUT: Qualls, Blake | 04:51 | | | |
| TURNOVR by Sells, Matthew | 04:42 | | | |
| | 04:39 | | | SUB IN : Rodgers, Garrett |
| | 04:39 | | | SUB OUT: Ayl, Mikael |
| | 04:31 | 52-41 | H 11 | GOOD! LAYUP by Roberts, Nick [PNT] |
| | 04:31 | | | ASSIST by Harris, Dante |
| MISSED JUMPER by Sells, Matthew | 04:13 | | | |
| REBOUND (OFF) by Neely, Wade | 04:13 | | | |
| GOOD! JUMPER by Hayes, Carter | 03:56 | 54-41 | H 13 | |
| REBOUND (DEF) by Neely, Wade | 03:38 | | | MISSED JUMPER by Rodgers, Garrett |
| GOOD! FT SHOT by Ray, Cody | 03:09 | 55-41 | H 14 | FOUL by Roberts, Nick (P1T5) |
| GOOD! FT SHOT by Ray, Cody | 03:09 | 56-41 | H 15 | |
| | 03:09 | | | SUB IN : Ayl, Mikael |
| | 03:09 | | | SUB OUT: Rodgers, Garrett |
| | 02:58 | | | MISSED LAYUP by Harris, Dante |
| | 02:58 | | | REBOUND (OFF) by Harris, Dante |
| FOUL by Neely, Wade (P1T4) | 02:55 | 56-42 | H 14 | GOOD! FT SHOT by Harris, Dante |
| | 02:55 | 56-43 | H 13 | GOOD! FT SHOT by Harris, Dante |
| MISSED LAYUP by Ray, Cody | 02:45 | | | REBOUND (DEF) by Carter, Mekhi |
| | 02:40 | 56-45 | H 11 | GOOD! LAYUP by Jackson, Ronald [FB/PNT] |
| | 02:40 | | | ASSIST by Roberts, Nick |
| GOOD! FT SHOT by Craig, Jakob | 02:16 | 57-45 | H 12 | FOUL by Carter, Mekhi (P2T6) |
| GOOD! FT SHOT by Craig, Jakob | 02:16 | 58-45 | H 13 | |

# Alcoa vs Livingston Academy
## 03/15/18 2:45 PM at Murphy Center, Murfreesboro, Tenn.
## 4th PERIOD Play-by-Play (Page 2)

| HOME TEAM: Livingston Academy | Time | Score | Margin | VISITORS: Alcoa |
|---|---|---|---|---|
| | 02:16 | | | SUB IN : Rodgers, Garrett |
| | 02:16 | | | SUB OUT: Ayl, Mikael |
| REBOUND (DEF) by Ray, Cody | 02:11 | | | MISSED 3 PTR by Carter, Mekhi |
| GOOD! FT SHOT by Craig, Jakob | 02:01 | 59-45 | H 14 | FOUL by Jackson, Ronald (P4T7) |
| GOOD! FT SHOT by Craig, Jakob | 02:01 | 60-45 | H 15 | |
| | 01:55 | | | TURNOVR by Roberts, Nick |
| STEAL by Sells, Matthew | 01:54 | | | |
| GOOD! FT SHOT by Ray, Cody | 01:45 | 61-45 | H 16 | FOUL by Harris, Dante (P2T8) |
| GOOD! FT SHOT by Ray, Cody | 01:45 | 62-45 | H 17 | |
| | 01:34 | 62-47 | H 15 | GOOD! LAYUP by Harris, Dante [PNT] |
| MISSED FT SHOT by Hayes, Carter | 01:08 | | | FOUL by Carter, Mekhi (P3T9) |
| | 01:08 | | | REBOUND (DEF) by Rodgers, Garrett |
| REBOUND (DEF) by Neely, Wade | 01:01 | | | MISSED LAYUP by Harris, Dante |
| MISSED FT SHOT by Ray, Cody | 00:57 | | | FOUL by Rodgers, Garrett (P2T10) |
| REBOUND (OFF) by (DEADBALL) | 00:57 | | | |
| GOOD! FT SHOT by Ray, Cody | 00:57 | 63-47 | H 16 | |
| SUB IN : Qualls, Blake | 00:57 | | | SUB IN : Blankenship, Tristan |
| SUB IN : Smith, Cole | 00:57 | | | SUB IN : Canfield, Conner |
| SUB OUT: Neely, Wade | 00:57 | | | SUB IN : Cox, Isaiah |
| SUB OUT: Sells, Matthew | 00:57 | | | SUB IN : Marsh, Nate |
| | 00:57 | | | SUB IN : Jones Jr, Roy |
| | 00:57 | | | SUB OUT: Carter, Mekhi |
| | 00:57 | | | SUB OUT: Harris, Dante |
| | 00:57 | | | SUB OUT: Rodgers, Garrett |
| | 00:57 | | | SUB OUT: Roberts, Nick |
| | 00:57 | | | SUB OUT: Jackson, Ronald |
| FOUL by Ray, Cody (P3T5) | 00:41 | | | |
| REBOUND (DEF) by Smith, Cole | 00:35 | | | MISSED JUMPER by Cox, Isaiah |
| TIMEOUT 30sec | 00:24 | | | |
| SUB IN : Kennard, Ben | 00:24 | | | |
| SUB OUT: Ray, Cody | 00:24 | | | |

Livingston Academy 63, Alcoa 47

| 4th period-only | In Paint | Off T/O | 2nd Chance | Fast Break | Bench | |
|---|---|---|---|---|---|---|
| Alcoa | 10 | 4 | 2 | 4 | 6 | Score tied - 0 times. |
| Livingston Academy | 12 | 4 | 2 | 4 | 8 | Lead changed - 0 times. |

Official Basketball Box Score -- 1st Period-Only
Alcoa vs Livingston Academy
03/15/18 2:45 PM at Murphy Center, Murfreesboro, Tenn.

## Alcoa 12 • 22-11

| ## | Player | | Total FG-FGA | 3-Ptr FG-FGA | FT-FTA | Rebounds Off | Def | Tot | PF | TP | A | TO | Blk | Stl | Min |
|---|---|---|---|---|---|---|---|---|---|---|---|---|---|---|---|
| 03 | Harris, Dante | * | 0-2 | 0-0 | 0-0 | 0 | 1 | 1 | 0 | 0 | 2 | 1 | 0 | 0 | 7 |
| 04 | Roberts, Nick | * | 0-1 | 0-0 | 0-0 | 0 | 1 | 1 | 0 | 0 | 0 | 0 | 0 | 0 | 5 |
| 05 | Ayl, Mikael | * | 2-2 | 1-1 | 0-0 | 0 | 1 | 1 | 1 | 5 | 0 | 1 | 0 | 0 | 4 |
| 10 | Carter, Mekhi | * | 1-3 | 0-1 | 0-0 | 0 | 1 | 1 | 0 | 2 | 0 | 0 | 0 | 2 | 4 |
| 24 | Carter, Jalen | * | 1-2 | 0-0 | 0-0 | 0 | 0 | 0 | 0 | 2 | 0 | 0 | 0 | 0 | 2 |
| 02 | Rodgers, Garrett | | 0-1 | 0-1 | 0-0 | 0 | 0 | 0 | 1 | 0 | 0 | 0 | 0 | 0 | 1 |
| 12 | Cox, Isaiah | | 1-1 | 1-1 | 0-0 | 0 | 0 | 0 | 0 | 3 | 0 | 0 | 0 | 0 | 3 |
| 14 | Chandler, Dyvion | | 0-0 | 0-0 | 0-0 | 0 | 0 | 0 | 0 | 0 | 0 | 0 | 0 | 0 | 4 |
| 23 | Jones Jr, Roy | | 0-0 | 0-0 | 0-0 | 0 | 0 | 0 | 0 | 0 | 0 | 0 | 0 | 0 | 2 |
| 33 | Jackson, Ronald | | 0-0 | 0-0 | 0-0 | 0 | 1 | 1 | 0 | 0 | 0 | 0 | 0 | 0 | 1 |
| 52 | Blankenship, Tristan | | 0-0 | 0-0 | 0-0 | 0 | 0 | 0 | 0 | 0 | 0 | 0 | 0 | 1 | 2 |
| | Team | | | | | 0 | 0 | 0 | | | | | | | |
| | Totals | | 5-12 | 2-4 | 0-0 | 0 | 5 | 5 | 2 | 12 | 2 | 2 | 0 | 3 | - |

FG %: 5-12 41.7%
3FG %: 2-4 50.0%
FT %: 0-0 0.0%

Deadball Rebounds
0

## Livingston Academy 9 • 26-9

| ## | Player | | Total FG-FGA | 3-Ptr FG-FGA | FT-FTA | Rebounds Off | Def | Tot | PF | TP | A | TO | Blk | Stl | Min |
|---|---|---|---|---|---|---|---|---|---|---|---|---|---|---|---|
| 00 | Qualls, Blake | * | 1-2 | 0-1 | 0-0 | 0 | 0 | 0 | 0 | 2 | 0 | 0 | 0 | 0 | 2 |
| 11 | Ray, Cody | * | 0-0 | 0-0 | 0-0 | 0 | 0 | 0 | 1 | 0 | 1 | 1 | 0 | 0 | 4 |
| 14 | Neely, Wade | * | 0-0 | 0-0 | 0-0 | 1 | 4 | 5 | 0 | 0 | 0 | 2 | 0 | 0 | 8 |
| 21 | Hayes, Carter | * | 0-1 | 0-0 | 0-0 | 0 | 0 | 0 | 0 | 0 | 1 | 0 | 0 | 0 | 7 |
| 42 | Craig, Jakob | * | 0-4 | 0-1 | 0-0 | 0 | 2 | 2 | 0 | 0 | 1 | 0 | 0 | 0 | 7 |
| 12 | Sells, Matthew | | 3-4 | 1-2 | 0-0 | 1 | 0 | 1 | 0 | 7 | 0 | 1 | 0 | 0 | 5 |
| 15 | Smith, Cole | | 0-0 | 0-0 | 0-0 | 0 | 1 | 1 | 0 | 0 | 0 | 0 | 0 | 0 | 3 |
| | Team | | | | | 0 | 0 | 0 | | | | | | | |
| | Totals | | 4-11 | 1-4 | 0-0 | 2 | 7 | 9 | 1 | 9 | 3 | 4 | 0 | 0 | - |

FG %: 4-11 36.4%
3FG %: 1-4 25.0%
FT %: 0-0 0.0%

Deadball Rebounds
0

Officials: Randy Ramseyer (R), Aaron Denton (U), Paul Moore (U)
Technical fouls: Alcoa-None. Livingston Academy-None.
Attendance:

| Score by periods | 1st | 2nd | 3rd | 4th | Total |
|---|---|---|---|---|---|
| Alcoa | 12 | 0 | 0 | 0 | 12 |
| Livingston Academy | 9 | 0 | 0 | 0 | 9 |

Official Basketball Box Score -- 2nd Period-Only
Alcoa vs Livingston Academy
03/15/18 2:45 PM at Murphy Center, Murfreesboro, Tenn.

## Alcoa 12

| ## | Player | | Total FG-FGA | 3-Ptr FG-FGA | FT-FTA | Rebounds Off | Def | Tot | PF | TP | A | TO | Blk | Stl | Min |
|---|---|---|---|---|---|---|---|---|---|---|---|---|---|---|---|
| 03 | Harris, Dante | * | 2-5 | 0-2 | 0-0 | 0 | 0 | 0 | 0 | 4 | 0 | 1 | 0 | 1 | 8 |
| 04 | Roberts, Nick | * | 1-2 | 0-0 | 0-0 | 1 | 1 | 2 | 0 | 2 | 0 | 0 | 0 | 0 | 6 |
| 05 | Ayl, Mikael | * | 0-0 | 0-0 | 0-0 | 0 | 0 | 0 | 0 | 0 | 1 | 0 | 0 | 0 | 0+ |
| 10 | Carter, Mekhi | * | 1-2 | 1-2 | 0-0 | 0 | 0 | 0 | 1 | 3 | 0 | 1 | 0 | 0 | 8 |
| 12 | Cox, Isaiah | | 0-0 | 0-0 | 0-0 | 1 | 0 | 1 | 1 | 0 | 1 | 0 | 0 | 0 | 4 |
| 14 | Chandler, Dyvion | | 0-2 | 0-0 | 0-0 | 2 | 0 | 2 | 0 | 0 | 0 | 0 | 0 | 0 | 1 |
| 32 | Marsh, Nate | | 0-2 | 0-2 | 0-0 | 0 | 1 | 1 | 0 | 0 | 0 | 0 | 0 | 0 | 2 |
| 33 | Jackson, Ronald | | 1-1 | 1-1 | 0-0 | 0 | 2 | 2 | 2 | 3 | 0 | 1 | 0 | 0 | 5 |
| 50 | Robinson, Jakoby | | 0-0 | 0-0 | 0-0 | 0 | 0 | 0 | 1 | 0 | 0 | 1 | 0 | 0 | 2 |
| | Team | | | | | 1 | 1 | 2 | | | | | | | |
| | Totals | | 5-14 | 2-7 | 0-0 | 5 | 5 | 10 | 5 | 12 | 2 | 4 | 0 | 1 | - |

FG %: 5-14 35.7%
3FG %: 2-7 28.6%
FT %: 0-0 0.0%

Deadball Rebounds
0

## Livingston Academy 12

| ## | Player | | Total FG-FGA | 3-Ptr FG-FGA | FT-FTA | Rebounds Off | Def | Tot | PF | TP | A | TO | Blk | Stl | Min |
|---|---|---|---|---|---|---|---|---|---|---|---|---|---|---|---|
| 00 | Qualls, Blake | * | 1-1 | 0-0 | 1-1 | 0 | 1 | 1 | 0 | 3 | 0 | 1 | 0 | 0 | 5 |
| 11 | Ray, Cody | * | 1-2 | 0-1 | 0-0 | 0 | 0 | 0 | 0 | 2 | 0 | 0 | 0 | 0 | 8 |
| 14 | Neely, Wade | * | 2-2 | 0-0 | 0-0 | 0 | 1 | 1 | 0 | 4 | 0 | 0 | 0 | 0 | 5 |
| 21 | Hayes, Carter | * | 0-2 | 0-1 | 0-0 | 0 | 0 | 0 | 0 | 0 | 0 | 0 | 0 | 0 | 4 |
| 42 | Craig, Jakob | * | 0-0 | 0-0 | 0-0 | 0 | 1 | 1 | 0 | 0 | 1 | 0 | 0 | 0 | 6 |
| 12 | Sells, Matthew | | 1-2 | 0-0 | 1-2 | 0 | 0 | 0 | 0 | 3 | 0 | 0 | 0 | 0 | 5 |
| 15 | Smith, Cole | | 0-0 | 0-0 | 0-2 | 0 | 1 | 1 | 1 | 0 | 1 | 1 | 1 | 0 | 4 |
| | Team | | | | | 0 | 0 | 0 | | | | | | | |
| | Totals | | 5-9 | 0-2 | 2-5 | 0 | 4 | 4 | 1 | 12 | 2 | 2 | 1 | 0 | - |

FG %: 5-9 55.6%
3FG %: 0-2 0.0%
FT %: 2-5 40.0%

Deadball Rebounds
2

Officials: Randy Ramseyer (R), Aaron Denton (U), Paul Moore (U)
Technical fouls: Alcoa-None. Livingston Academy-None.
Attendance:

| Score by periods | 1st | 2nd | 3rd | 4th | Total |
|---|---|---|---|---|---|
| Alcoa | 0 | 12 | 0 | 0 | 12 |
| Livingston Academy | 0 | 12 | 0 | 0 | 12 |

Official Basketball Box Score -- 3rd Period-Only
Alcoa vs Livingston Academy
03/15/18 2:45 PM at Murphy Center, Murfreesboro, Tenn.

## Alcoa 11 • 22-11

| ## | Player | | Total FG-FGA | 3-Ptr FG-FGA | FT-FTA | Rebounds Off | Def | Tot | PF | TP | A | TO | Blk | Stl | Min |
|---|---|---|---|---|---|---|---|---|---|---|---|---|---|---|---|
| 03 | Harris, Dante | * | 2-4 | 0-1 | 0-0 | 1 | 0 | 1 | 0 | 4 | 0 | 0 | 0 | 0 | 8 |
| 04 | Roberts, Nick | * | 0-2 | 0-1 | 0-0 | 0 | 1 | 1 | 0 | 0 | 0 | 0 | 0 | 0 | 5 |
| 05 | Ayl, Mikael | * | 0-0 | 0-0 | 0-0 | 0 | 1 | 1 | 1 | 0 | 0 | 1 | 0 | 0 | 4 |
| 10 | Carter, Mekhi | * | 1-2 | 0-0 | 0-0 | 1 | 0 | 1 | 0 | 2 | 0 | 1 | 1 | 0 | 8 |
| 12 | Cox, Isaiah | | 1-2 | 0-0 | 1-2 | 1 | 2 | 3 | 0 | 3 | 0 | 0 | 0 | 0 | 3 |
| 14 | Chandler, Dyvion | | 0-0 | 0-0 | 0-0 | 0 | 0 | 0 | 0 | 0 | 0 | 0 | 0 | 0 | 0+ |
| 33 | Jackson, Ronald | | 1-2 | 0-0 | 0-0 | 1 | 0 | 1 | 1 | 2 | 0 | 1 | 0 | 0 | 7 |
| 52 | Blankenship, Tristan | | 0-1 | 0-0 | 0-0 | 0 | 0 | 0 | 0 | 0 | 0 | 0 | 0 | 0 | 2 |
| | Team | | | | | 0 | 0 | 0 | | | | | | | |
| | Totals | | 5-13 | 0-2 | 1-2 | 4 | 4 | 8 | 2 | 11 | 0 | 3 | 1 | 0 | - |

FG %: 5-13 38.5%
3FG %: 0-2 0.0%
FT %: 1-2 50.0%

Deadball Rebounds
0

## Livingston Academy 18 • 26-9

| ## | Player | | Total FG-FGA | 3-Ptr FG-FGA | FT-FTA | Rebounds Off | Def | Tot | PF | TP | A | TO | Blk | Stl | Min |
|---|---|---|---|---|---|---|---|---|---|---|---|---|---|---|---|
| 00 | Qualls, Blake | * | 1-1 | 1-1 | 0-0 | 0 | 0 | 0 | 0 | 3 | 0 | 0 | 0 | 0 | 3 |
| 11 | Ray, Cody | * | 1-3 | 0-0 | 0-0 | 0 | 1 | 1 | 1 | 2 | 0 | 0 | 0 | 1 | 8 |
| 14 | Neely, Wade | * | 3-3 | 0-0 | 0-0 | 0 | 3 | 3 | 0 | 6 | 1 | 0 | 0 | 1 | 8 |
| 21 | Hayes, Carter | * | 1-1 | 0-0 | 0-0 | 1 | 0 | 1 | 1 | 2 | 1 | 0 | 0 | 0 | 4 |
| 42 | Craig, Jakob | * | 0-1 | 0-1 | 0-0 | 0 | 0 | 0 | 1 | 0 | 1 | 0 | 0 | 0 | 4 |
| 12 | Sells, Matthew | | 2-3 | 1-1 | 0-0 | 0 | 0 | 0 | 0 | 5 | 2 | 0 | 0 | 0 | 8 |
| 15 | Smith, Cole | | 0-0 | 0-0 | 0-0 | 0 | 0 | 0 | 0 | 0 | 1 | 0 | 0 | 0 | 3 |
| | Team | | | | | 0 | 0 | 0 | | | | | | | |
| | Totals | | 8-12 | 2-3 | 0-0 | 1 | 4 | 5 | 3 | 18 | 6 | 0 | 0 | 2 | - |

FG %: 8-12 66.7%
3FG %: 2-3 66.7%
FT %: 0-0 0.0%

Deadball Rebounds
0

Officials: Randy Ramseyer (R), Aaron Denton (U), Paul Moore (U)
Technical fouls: Alcoa-None. Livingston Academy-None.
Attendance:

| Score by periods | 1st | 2nd | 3rd | 4th | Total |
|---|---|---|---|---|---|
| Alcoa | 0 | 0 | 11 | 0 | 11 |
| Livingston Academy | 0 | 0 | 18 | 0 | 18 |

Official Basketball Box Score -- 4th Period-Only
Alcoa vs Livingston Academy
03/15/18 2:45 PM at Murphy Center, Murfreesboro, Tenn.

## Alcoa 12 • 22-11

| | | | Total | 3-Ptr | | Rebounds | | | | | | | | | |
|---|---|---|---|---|---|---|---|---|---|---|---|---|---|---|---|
| ## | Player | | FG-FGA | FG-FGA | FT-FTA | Off | Def | Tot | PF | TP | A | TO | Blk | Stl | Min |
| 03 | Harris, Dante | * | 1-3 | 0-0 | 2-2 | 1 | 0 | 1 | 2 | 4 | 2 | 1 | 0 | 0 | 7 |
| 04 | Roberts, Nick | * | 1-2 | 0-0 | 0-0 | 0 | 0 | 0 | 1 | 2 | 1 | 1 | 0 | 0 | 7 |
| 05 | Ayl, Mikael | * | 0-1 | 0-0 | 0-0 | 0 | 0 | 0 | 0 | 0 | 0 | 0 | 0 | 0 | 2 |
| 10 | Carter, Mekhi | * | 0-3 | 0-3 | 0-0 | 0 | 1 | 1 | 2 | 0 | 0 | 0 | 0 | 0 | 7 |
| 24 | Carter, Jalen | * | 0-0 | 0-0 | 0-0 | 0 | 0 | 0 | 0 | 0 | 0 | 0 | 0 | 0 | 0+ |
| 01 | Canfield, Conner | | 0-0 | 0-0 | 0-0 | 0 | 0 | 0 | 0 | 0 | 0 | 0 | 0 | 0 | 0+ |
| 02 | Rodgers, Garrett | | 0-1 | 0-0 | 0-0 | 0 | 1 | 1 | 1 | 0 | 0 | 0 | 0 | 0 | 4 |
| 12 | Cox, Isaiah | | 0-1 | 0-0 | 0-0 | 0 | 0 | 0 | 0 | 0 | 0 | 0 | 0 | 0 | 0+ |
| 14 | Chandler, Dyvion | | 1-2 | 0-0 | 0-0 | 0 | 0 | 0 | 1 | 2 | 0 | 0 | 0 | 0 | 2 |
| 23 | Jones Jr, Roy | | 0-0 | 0-0 | 0-0 | 0 | 0 | 0 | 0 | 0 | 0 | 0 | 0 | 0 | 0+ |
| 32 | Marsh, Nate | | 0-0 | 0-0 | 0-0 | 0 | 0 | 0 | 0 | 0 | 0 | 0 | 0 | 0 | 0+ |
| 33 | Jackson, Ronald | | 2-2 | 0-0 | 0-0 | 0 | 0 | 0 | 1 | 4 | 0 | 0 | 0 | 1 | 4 |
| 52 | Blankenship, Tristan | | 0-0 | 0-0 | 0-0 | 0 | 0 | 0 | 0 | 0 | 0 | 0 | 0 | 0 | 0+ |
| | Team | | | | | 1 | 0 | 1 | | | | | | | |
| | Totals | | 5-15 | 0-3 | 2-2 | 2 | 2 | 4 | 8 | 12 | 3 | 2 | 0 | 1 | - |

FG %: 5-15 33.3%
3FG %: 0-3 0.0%
FT %: 2-2 100.0

Deadball Rebounds
0

## Livingston Academy 24 • 26-9

| | | | Total | 3-Ptr | | Rebounds | | | | | | | | | |
|---|---|---|---|---|---|---|---|---|---|---|---|---|---|---|---|
| ## | Player | | FG-FGA | FG-FGA | FT-FTA | Off | Def | Tot | PF | TP | A | TO | Blk | Stl | Min |
| 00 | Qualls, Blake | * | 0-0 | 0-0 | 0-0 | 0 | 1 | 1 | 0 | 0 | 0 | 0 | 0 | 0 | 4 |
| 11 | Ray, Cody | * | 1-2 | 0-0 | 6-7 | 0 | 2 | 2 | 1 | 8 | 0 | 0 | 0 | 0 | 7 |
| 14 | Neely, Wade | * | 1-1 | 0-0 | 0-0 | 1 | 3 | 4 | 1 | 2 | 1 | 0 | 0 | 0 | 7 |
| 21 | Hayes, Carter | * | 1-1 | 0-0 | 0-1 | 0 | 0 | 0 | 0 | 2 | 0 | 0 | 0 | 0 | 4 |
| 42 | Craig, Jakob | * | 0-0 | 0-0 | 4-4 | 0 | 0 | 0 | 0 | 4 | 0 | 0 | 0 | 0 | 4 |
| 05 | Kennard, Ben | | 0-0 | 0-0 | 0-0 | 0 | 0 | 0 | 0 | 0 | 0 | 0 | 0 | 0 | 0+ |
| 12 | Sells, Matthew | | 3-4 | 0-0 | 0-0 | 0 | 0 | 0 | 0 | 6 | 0 | 1 | 0 | 2 | 6 |
| 15 | Smith, Cole | | 1-1 | 0-0 | 0-0 | 0 | 2 | 2 | 0 | 2 | 0 | 1 | 0 | 0 | 4 |
| | Team | | | | | 0 | 0 | 0 | | | | | | | |
| | Totals | | 7-9 | 0-0 | 10-12 | 1 | 8 | 9 | 2 | 24 | 1 | 2 | 0 | 2 | - |

FG %: 7-9 77.8%
3FG %: 0-0 0.0%
FT %: 10-12 83.3%

Deadball Rebounds
1

Officials: Randy Ramseyer (R), Aaron Denton (U), Paul Moore (U)
Technical fouls: Alcoa-None. Livingston Academy-None.
Attendance:

| Score by periods | 1st | 2nd | 3rd | 4th | Total |
|---|---|---|---|---|---|
| Alcoa | 0 | 0 | 0 | 12 | 12 |
| Livingston Academy | 0 | 0 | 0 | 24 | 24 |

Official Basketball Box Score -- Game Totals -- Final Statistics
Livingston Academy vs Hamilton
03/16/18 4:30 PM at Murphy Center, Murfreesboro, Tenn.

## Livingston Academy 36 • 26-10

| | | | Total | 3-Ptr | | Rebounds | | | | | | | | | |
|---|---|---|---|---|---|---|---|---|---|---|---|---|---|---|---|
| ## | Player | | FG-FGA | FG-FGA | FT-FTA | Off | Def | Tot | PF | TP | A | TO | Blk | Stl | Min |
| 00 | Qualls, Blake | * | 0-4 | 0-3 | 4-4 | 0 | 2 | 2 | 0 | 4 | 0 | 3 | 0 | 0 | 18 |
| 11 | Ray, Cody | * | 2-5 | 0-0 | 1-2 | 0 | 2 | 2 | 3 | 5 | 0 | 3 | 0 | 0 | 18 |
| 14 | Neely, Wade | * | 0-7 | 0-0 | 0-1 | 4 | 3 | 7 | 3 | 0 | 3 | 3 | 0 | 1 | 28 |
| 21 | Hayes, Carter | * | 2-8 | 2-7 | 0-2 | 0 | 1 | 1 | 0 | 6 | 0 | 2 | 0 | 2 | 25 |
| 42 | Craig, Jakob | * | 0-5 | 0-3 | 3-4 | 1 | 4 | 5 | 3 | 3 | 0 | 3 | 0 | 1 | 27 |
| 03 | Hollars, Aubrey | | 0-0 | 0-0 | 0-0 | 0 | 0 | 0 | 1 | 0 | 0 | 0 | 0 | 0 | 2 |
| 04 | Coleman, Parker | | 0-0 | 0-0 | 0-0 | 0 | 1 | 1 | 1 | 0 | 0 | 0 | 0 | 0 | 2 |
| 05 | Kennard, Ben | | 0-3 | 0-3 | 1-2 | 0 | 1 | 1 | 1 | 1 | 0 | 2 | 0 | 0 | 7 |
| 10 | Allen, Kyle | | 2-4 | 0-1 | 0-0 | 1 | 2 | 3 | 0 | 4 | 0 | 1 | 0 | 0 | 4 |
| 12 | Sells, Matthew | | 4-9 | 1-2 | 2-2 | 2 | 2 | 4 | 1 | 11 | 0 | 3 | 0 | 0 | 15 |
| 13 | McDonald, Will | | 0-0 | 0-0 | 0-0 | 0 | 0 | 0 | 0 | 0 | 0 | 0 | 1 | 0 | 2 |
| 15 | Smith, Cole | | 0-2 | 0-0 | 0-0 | 0 | 2 | 2 | 0 | 0 | 0 | 1 | 0 | 0 | 6 |
| 20 | Carwile, Nathan | | 0-1 | 0-0 | 2-2 | 1 | 0 | 1 | 0 | 2 | 0 | 0 | 0 | 0 | 2 |
| 22 | Jones, Cayden | | 0-0 | 0-0 | 0-0 | 0 | 0 | 0 | 0 | 0 | 0 | 0 | 0 | 0 | 2 |
| 23 | Coffman, Hunter | | 0-0 | 0-0 | 0-2 | 1 | 0 | 1 | 0 | 0 | 0 | 0 | 0 | 0 | 2 |
| | Team | | | | | 3 | 3 | 6 | | | | | | | |
| | Totals | | 10-48 | 3-19 | 13-21 | 13 | 23 | 36 | 13 | 36 | 3 | 21 | 1 | 4 | 160 |

| | 1st | | 2nd | | 3rd | | 4th | | Game | | Deadball Rebounds |
|---|---|---|---|---|---|---|---|---|---|---|---|
| FG %: | 4-13 | 30.8% | 2-9 | 22.2% | 1-14 | 7.1% | 3-12 | 25.0% | 10-48 | 20.8% | 3 |
| 3FG %: | 1-4 | 25.0% | 0-1 | 0.0% | 1-7 | 14.3% | 1-7 | 14.3% | 3-19 | 15.8% | |
| FT %: | 0-0 | 0.0% | 2-4 | 50.0% | 6-7 | 85.7% | 5-10 | 50.0% | 13-21 | 61.9% | |

## Hamilton 81 • 35-2

| | | | Total | 3-Ptr | | Rebounds | | | | | | | | | |
|---|---|---|---|---|---|---|---|---|---|---|---|---|---|---|---|
| ## | Player | | FG-FGA | FG-FGA | FT-FTA | Off | Def | Tot | PF | TP | A | TO | Blk | Stl | Min |
| 00 | Johnson, Jordan | * | 6-16 | 5-12 | 1-1 | 1 | 2 | 3 | 2 | 18 | 2 | 2 | 0 | 3 | 22 |
| 01 | Brooks, Martrell | * | 8-13 | 0-2 | 0-0 | 7 | 5 | 12 | 2 | 16 | 2 | 1 | 2 | 0 | 17 |
| 02 | White, Delvin | * | 2-5 | 0-1 | 2-3 | 4 | 5 | 9 | 3 | 6 | 1 | 1 | 1 | 1 | 18 |
| 04 | De Jesus, James | * | 2-8 | 1-5 | 2-2 | 1 | 0 | 1 | 3 | 7 | 1 | 0 | 0 | 2 | 14 |
| 11 | McMahan, Kevon | * | 2-8 | 0-0 | 0-0 | 4 | 5 | 9 | 3 | 4 | 5 | 1 | 0 | 2 | 22 |
| 03 | Brown, Kevin | | 1-5 | 0-2 | 0-0 | 0 | 2 | 2 | 1 | 2 | 1 | 1 | 0 | 3 | 13 |
| 05 | Thomas, Daniel | | 1-3 | 0-0 | 2-2 | 3 | 0 | 3 | 3 | 4 | 1 | 0 | 0 | 2 | 9 |
| 13 | Burks, Anthony | | 1-3 | 0-1 | 0-1 | 0 | 0 | 0 | 0 | 2 | 0 | 0 | 0 | 1 | 7 |
| 20 | Woods, Julian | | 6-9 | 0-0 | 0-0 | 2 | 6 | 8 | 2 | 12 | 1 | 1 | 0 | 0 | 14 |
| 25 | Haynes, Kelo | | 2-3 | 0-0 | 0-0 | 4 | 1 | 5 | 1 | 4 | 0 | 0 | 0 | 0 | 7 |
| 30 | Hoggan, Antonio | | 1-3 | 0-1 | 0-0 | 0 | 2 | 2 | 0 | 2 | 0 | 1 | 0 | 1 | 7 |
| 32 | Tate, Martarius | | 0-2 | 0-1 | 2-3 | 1 | 0 | 1 | 0 | 2 | 0 | 0 | 1 | 0 | 5 |
| 35 | Kirkland, Markwon | | 1-2 | 0-0 | 0-0 | 0 | 0 | 0 | 0 | 2 | 0 | 0 | 0 | 1 | 5 |
| | Team | | | | | 0 | 1 | 1 | | | | | | | |
| | Totals | | 33-80 | 6-25 | 9-12 | 27 | 29 | 56 | 20 | 81 | 14 | 8 | 4 | 16 | 160 |

| | 1st | | 2nd | | 3rd | | 4th | | Game | | Deadball Rebounds |
|---|---|---|---|---|---|---|---|---|---|---|---|
| FG %: | 9-19 | 47.4% | 9-20 | 45.0% | 10-23 | 43.5% | 5-18 | 27.8% | 33-80 | 41.3% | 0,1 |
| 3FG %: | 1-6 | 16.7% | 3-7 | 42.9% | 2-8 | 25.0% | 0-4 | 0.0% | 6-25 | 24.0% | |
| FT %: | 2-2 | 100.0% | 1-2 | 50.0% | 4-4 | 100.0% | 2-4 | 50.0% | 9-12 | 75.0% | |

Officials: Steve Pyatt (R), Larry Whaley (U), Jeffrey Poore (U)
Technical fouls: Livingston Academy-None. Hamilton-None.
Attendance:

| Score by periods | 1st | 2nd | 3rd | 4th | Total |
|---|---|---|---|---|---|
| Livingston Academy | 9 | 6 | 9 | 12 | 36 |
| Hamilton | 21 | 22 | 26 | 12 | 81 |

# Livingston Academy vs Hamilton
## 03/16/18 4:30 PM at Murphy Center, Murfreesboro, Tenn.
## 1st PERIOD Play-by-Play (Page 1)

| HOME TEAM: Hamilton | Time | Score | Margin | VISITORS: Livingston Academy |
|---|---|---|---|---|
| REBOUND (DEF) by Johnson, Jordan | 07:53 | | | MISSED LAYUP by Ray, Cody |
| MISSED 3 PTR by De Jesus, James | 07:45 | | | |
| REBOUND (OFF) by Brooks, Martrell | 07:45 | | | |
| GOOD! JUMPER by Brooks, Martrell [PNT] | 07:41 | 2-0 | H 2 | |
| | 07:28 | | | FOUL by Ray, Cody (P1T1) |
| | 07:28 | | | TURNOVR by Ray, Cody |
| GOOD! 3 PTR by Johnson, Jordan | 07:16 | 5-0 | H 5 | |
| ASSIST by White, Delvin | 07:16 | | | |
| STEAL by White, Delvin | 06:58 | | | TURNOVR by Craig, Jakob |
| MISSED 3 PTR by Johnson, Jordan | 06:32 | | | |
| REBOUND (OFF) by White, Delvin | 06:32 | | | |
| MISSED LAYUP by White, Delvin | 06:28 | | | |
| REBOUND (OFF) by Brooks, Martrell | 06:28 | | | |
| GOOD! LAYUP by Brooks, Martrell [PNT] | 06:25 | 7-0 | H 7 | |
| FOUL by White, Delvin (P1T1) | 06:14 | | | |
| | 06:10 | | | MISSED JUMPER by Ray, Cody |
| | 06:10 | | | REBOUND (OFF) by (TEAM) |
| | 05:58 | 7-2 | H 5 | GOOD! JUMPER by Ray, Cody |
| MISSED 3 PTR by Johnson, Jordan | 05:47 | | | |
| REBOUND (OFF) by De Jesus, James | 05:47 | | | |
| GOOD! FT SHOT by De Jesus, James | 05:44 | 8-2 | H 6 | FOUL by Neely, Wade (P1T2) |
| GOOD! FT SHOT by De Jesus, James | 05:44 | 9-2 | H 7 | |
| | 05:30 | | | TURNOVR by Hayes, Carter |
| STEAL by De Jesus, James | 05:29 | | | |
| TURNOVR by Johnson, Jordan | 05:20 | | | |
| REBOUND (DEF) by McMahan, Kevon | 05:11 | | | MISSED 3 PTR by Qualls, Blake |
| GOOD! LAYUP by McMahan, Kevon [FB/PNT] | 05:06 | 11-2 | H 9 | |
| | 05:05 | | | TIMEOUT 30sec |
| | 05:05 | | | SUB IN : Smith, Cole |
| | 05:05 | | | SUB IN : Sells, Matthew |
| | 05:05 | | | SUB OUT: Craig, Jakob |
| | 05:05 | | | SUB OUT: Qualls, Blake |
| | 04:59 | | | TURNOVR by Smith, Cole |
| STEAL by De Jesus, James | 04:58 | | | |
| MISSED LAYUP by Johnson, Jordan | 04:55 | | | |
| REBOUND (OFF) by White, Delvin | 04:55 | | | |
| GOOD! LAYUP by White, Delvin [FB/PNT] | 04:52 | 13-2 | H 11 | |
| | 04:43 | 13-4 | H 9 | GOOD! LAYUP by Sells, Matthew [PNT] |
| | 04:43 | | | ASSIST by Neely, Wade |
| | 04:42 | | | SUB IN : Craig, Jakob |
| | 04:42 | | | SUB OUT: Smith, Cole |
| MISSED JUMPER by McMahan, Kevon | 04:22 | | | |
| REBOUND (OFF) by Brooks, Martrell | 04:22 | | | |
| MISSED 3 PTR by De Jesus, James | 04:16 | | | REBOUND (DEF) by Hayes, Carter |
| REBOUND (DEF) by White, Delvin | 04:05 | | | MISSED 3 PTR by Hayes, Carter |
| GOOD! LAYUP by Brooks, Martrell [PNT] | 03:56 | 15-4 | H 11 | |
| ASSIST by Johnson, Jordan | 03:56 | | | |
| REBOUND (DEF) by McMahan, Kevon | 03:40 | | | MISSED JUMPER by Sells, Matthew |
| MISSED JUMPER by McMahan, Kevon | 03:35 | | | REBOUND (DEF) by (TEAM) |
| SUB IN : Woods, Julian | 03:31 | | | |
| SUB OUT: White, Delvin | 03:31 | | | |
| | 03:19 | | | TURNOVR by Neely, Wade |
| STEAL by McMahan, Kevon | 03:16 | | | |
| GOOD! LAYUP by Brooks, Martrell [FB/PNT] | 03:15 | 17-4 | H 13 | |
| ASSIST by De Jesus, James | 03:15 | | | |
| | 02:59 | 17-6 | H 11 | GOOD! JUMPER by Sells, Matthew |
| | 02:59 | | | ASSIST by Neely, Wade |
| GOOD! JUMPER by Woods, Julian [PNT] | 02:35 | 19-6 | H 13 | |
| SUB IN : Brown, Kevin | 02:16 | | | |
| SUB OUT: McMahan, Kevon | 02:16 | | | |
| | 02:01 | | | MISSED JUMPER by Hayes, Carter |

# Livingston Academy vs Hamilton
## 03/16/18 4:30 PM at Murphy Center, Murfreesboro, Tenn.
## 1st PERIOD Play-by-Play (Page 2)

| HOME TEAM: Hamilton | Time | Score | Margin | VISITORS: Livingston Academy |
|---|---|---|---|---|
| REBOUND (DEF) by (TEAM) | 02:01 | | | |
| SUB IN : Burks, Anthony | 02:01 | | | |
| SUB OUT: De Jesus, James | 02:01 | | | |
| MISSED JUMPER by Woods, Julian | 01:45 | | | REBOUND (DEF) by Sells, Matthew |
| REBOUND (DEF) by Woods, Julian | 01:34 | | | MISSED JUMPER by Craig, Jakob |
| GOOD! LAYUP by Woods, Julian [PNT] | 01:23 | 21-6 | H 15 | |
| ASSIST by Brooks, Martrell | 01:23 | | | |
| | 01:19 | | | TIMEOUT 30sec |
| SUB IN : White, Delvin | 01:16 | | | |
| SUB OUT: Brooks, Martrell | 01:16 | | | |
| | 00:57 | 21-9 | H 12 | GOOD! 3 PTR by Sells, Matthew |
| | 00:57 | | | ASSIST by Neely, Wade |
| MISSED 3 PTR by Brown, Kevin | 00:25 | | | REBOUND (DEF) by Sells, Matthew |
| | 00:13 | | | MISSED 3 PTR by Hayes, Carter |
| | 00:13 | | | REBOUND (OFF) by Neely, Wade |
| REBOUND (DEF) by White, Delvin | 00:03 | | | MISSED JUMPER by Neely, Wade |

Hamilton 21, Livingston Academy 9

| 1st period-only | In Paint | Off T/O | 2nd Chance | Fast Break | Bench | |
|---|---|---|---|---|---|---|
| Livingston Academy | 2 | 0 | 2 | 0 | 7 | Score tied - 0 times. |
| Hamilton | 16 | 9 | 8 | 6 | 4 | Lead changed - 0 times. |

# Livingston Academy vs Hamilton
## 03/16/18 4:30 PM at Murphy Center, Murfreesboro, Tenn.
## 2nd PERIOD Play-by-Play (Page 1)

| HOME TEAM: Hamilton | Time | Score | Margin | VISITORS: Livingston Academy |
|---|---|---|---|---|
| | 08:00 | | | SUB IN : Sells, Matthew |
| | 08:00 | | | SUB OUT: Hayes, Carter |
| MISSED 3 PTR by Brooks, Martrell | 07:34 | | | REBOUND (DEF) by (TEAM) |
| | 07:17 | | | MISSED 3 PTR by Craig, Jakob |
| | 07:17 | | | REBOUND (OFF) by Sells, Matthew |
| | 07:10 | | | MISSED JUMPER by Neely, Wade |
| | 07:10 | | | REBOUND (OFF) by Neely, Wade |
| | 07:08 | | | MISSED LAYUP by Neely, Wade |
| | 07:08 | | | REBOUND (OFF) by Neely, Wade |
| | 07:07 | | | TURNOVR by Neely, Wade |
| MISSED JUMPER by Brooks, Martrell | 06:50 | | | REBOUND (DEF) by Ray, Cody |
| FOUL by McMahan, Kevon (P1T2) | 06:48 | | | |
| SUB IN : Woods, Julian | 06:48 | | | |
| SUB OUT: White, Delvin | 06:48 | | | |
| REBOUND (DEF) by Brooks, Martrell | 06:31 | | | MISSED LAYUP by Neely, Wade |
| GOOD! JUMPER by De Jesus, James [FB/PN | 06:25 | 23-9 | H 14 | |
| | 06:12 | 23-11 | H 12 | GOOD! JUMPER by Sells, Matthew |
| MISSED 3 PTR by De Jesus, James | 06:05 | | | |
| REBOUND (OFF) by Brooks, Martrell | 06:05 | | | |
| GOOD! TIP-IN by Brooks, Martrell [PNT] | 05:59 | 25-11 | H 14 | |
| FOUL by De Jesus, James (P1T3) | 05:48 | | | MISSED FT SHOT by Craig, Jakob |
| | 05:48 | | | REBOUND (OFF) by (DEADBALL) |
| | 05:48 | 25-12 | H 13 | GOOD! FT SHOT by Craig, Jakob |
| | 05:48 | | | SUB IN : Hayes, Carter |
| | 05:48 | | | SUB OUT: Ray, Cody |
| MISSED LAYUP by Brooks, Martrell | 05:35 | | | REBOUND (DEF) by Neely, Wade |
| REBOUND (DEF) by Woods, Julian | 05:22 | | | MISSED LAYUP by Sells, Matthew |
| GOOD! 3 PTR by Johnson, Jordan | 05:15 | 28-12 | H 16 | |
| ASSIST by McMahan, Kevon | 05:15 | | | |
| | 04:55 | | | TURNOVR by Qualls, Blake |
| STEAL by Johnson, Jordan | 04:54 | | | |
| MISSED JUMPER by De Jesus, James | 04:46 | | | |
| REBOUND (OFF) by McMahan, Kevon | 04:46 | | | |
| GOOD! 3 PTR by Johnson, Jordan | 04:40 | 31-12 | H 19 | |
| ASSIST by McMahan, Kevon | 04:40 | | | |
| | 04:18 | | | TURNOVR by Qualls, Blake |
| | 04:18 | | | SUB IN : Ray, Cody |
| | 04:18 | | | SUB IN : Smith, Cole |
| | 04:18 | | | SUB OUT: Craig, Jakob |
| | 04:18 | | | SUB OUT: Qualls, Blake |
| MISSED LAYUP by Brooks, Martrell | 04:00 | | | REBOUND (DEF) by Smith, Cole |
| FOUL by De Jesus, James (P2T4) | 03:42 | | | |
| SUB IN : White, Delvin | 03:42 | | | |
| SUB OUT: De Jesus, James | 03:42 | | | |
| | 03:31 | 31-14 | H 17 | GOOD! LAYUP by Ray, Cody [PNT] |
| GOOD! 3 PTR by Johnson, Jordan | 03:20 | 34-14 | H 20 | |
| | 03:03 | | | TURNOVR by Ray, Cody |
| STEAL by McMahan, Kevon | 03:02 | | | |
| MISSED 3 PTR by Johnson, Jordan | 02:59 | | | |
| REBOUND (OFF) by Brooks, Martrell | 02:59 | | | |
| GOOD! LAYUP by Woods, Julian [PNT] | 02:55 | 36-14 | H 22 | |
| ASSIST by Brooks, Martrell | 02:55 | | | |
| | 02:51 | | | TIMEOUT TEAM |
| SUB IN : Brown, Kevin | 02:51 | | | SUB IN : Craig, Jakob |
| SUB OUT: Johnson, Jordan | 02:51 | | | SUB OUT: Sells, Matthew |
| FOUL by Brooks, Martrell (P1T5) | 02:39 | | | |
| REBOUND (DEF) by Brooks, Martrell | 02:27 | | | MISSED JUMPER by Smith, Cole |
| MISSED LAYUP by White, Delvin | 02:20 | | | |
| REBOUND (OFF) by Woods, Julian | 02:20 | | | |
| GOOD! JUMPER by Woods, Julian [PNT] | 02:16 | 38-14 | H 24 | |

# Livingston Academy vs Hamilton
## 03/16/18 4:30 PM at Murphy Center, Murfreesboro, Tenn.
## 2nd PERIOD Play-by-Play (Page 2)

| HOME TEAM: Hamilton | Time | Score | Margin | VISITORS: Livingston Academy |
|---|---|---|---|---|
| FOUL by Brooks, Martrell (P2T6) | 01:58 | | | |
| BLOCK by Brooks, Martrell | 01:45 | | | MISSED JUMPER by Smith, Cole |
| REBOUND (DEF) by Brooks, Martrell | 01:43 | | | |
| SUB IN : Haynes, Kelo | 01:43 | | | |
| SUB OUT: Brooks, Martrell | 01:43 | | | |
| MISSED JUMPER by McMahan, Kevon | 01:25 | | | |
| REBOUND (OFF) by McMahan, Kevon | 01:25 | | | |
| | 01:19 | | | FOUL by Neely, Wade (P2T3) |
| MISSED JUMPER by Woods, Julian | 01:02 | | | |
| REBOUND (OFF) by White, Delvin | 01:02 | | | |
| GOOD! FT SHOT by White, Delvin | 01:00 | 39-14 | H 25 | FOUL by Craig, Jakob (P1T4) |
| MISSED FT SHOT by White, Delvin | 01:00 | | | REBOUND (DEF) by Neely, Wade |
| FOUL by McMahan, Kevon (P2T7) | 00:53 | 39-15 | H 24 | GOOD! FT SHOT by Ray, Cody |
| | 00:53 | | | MISSED FT SHOT by Ray, Cody |
| | 00:53 | | | REBOUND (OFF) by Sells, Matthew |
| SUB IN : Johnson, Jordan | 00:53 | | | SUB IN : Sells, Matthew |
| SUB OUT: McMahan, Kevon | 00:53 | | | SUB OUT: Smith, Cole |
| | 00:46 | | | TURNOVR by Sells, Matthew |
| MISSED 3 PTR by Johnson, Jordan | 00:33 | | | |
| REBOUND (OFF) by Johnson, Jordan | 00:33 | | | |
| GOOD! JUMPER by Woods, Julian [PNT] | 00:26 | 41-15 | H 26 | |
| | 00:13 | | | TURNOVR by Hayes, Carter |
| STEAL by Brown, Kevin | 00:12 | | | |
| GOOD! LAYUP by Brown, Kevin [FB/PNT] | 00:10 | 43-15 | H 28 | |

Hamilton 43, Livingston Academy 15

| 2nd period-only | In Paint | Off T/O | 2nd Chance | Fast Break | Bench | |
|---|---|---|---|---|---|---|
| Livingston Academy | 2 | 0 | 0 | 0 | 2 | Score tied - 0 times. |
| Hamilton | 12 | 9 | 12 | 4 | 8 | Lead changed - 0 times. |

# Livingston Academy vs Hamilton
## 03/16/18 4:30 PM at Murphy Center, Murfreesboro, Tenn.
## 3rd PERIOD Play-by-Play (Page 1)

| HOME TEAM: Hamilton | Time | Score | Margin | VISITORS: Livingston Academy |
|---|---|---|---|---|
| | 07:49 | | | FOUL by Ray, Cody (P2T1) |
| MISSED JUMPER by McMahan, Kevon | 07:44 | | | |
| REBOUND (OFF) by White, Delvin | 07:44 | | | |
| GOOD! JUMPER by White, Delvin | 07:41 | 45-15 | H 30 | |
| GOOD! FT SHOT by White, Delvin | 07:41 | 46-15 | H 31 | FOUL by Neely, Wade (P3T2) |
| REBOUND (DEF) by Brooks, Martrell | 07:21 | | | MISSED JUMPER by Ray, Cody |
| MISSED 3 PTR by Johnson, Jordan | 07:15 | | | |
| REBOUND (OFF) by McMahan, Kevon | 07:15 | | | |
| TURNOVR by Brooks, Martrell | 07:08 | | | |
| | 07:07 | | | STEAL by Hayes, Carter |
| BLOCK by White, Delvin | 07:03 | | | MISSED LAYUP by Qualls, Blake |
| | 07:03 | | | REBOUND (OFF) by (TEAM) |
| FOUL by White, Delvin (P2T1) | 07:01 | 46-16 | H 30 | GOOD! FT SHOT by Qualls, Blake |
| | 07:01 | 46-17 | H 29 | GOOD! FT SHOT by Qualls, Blake |
| MISSED LAYUP by Johnson, Jordan | 06:55 | | | |
| REBOUND (OFF) by Brooks, Martrell | 06:55 | | | |
| GOOD! TIP-IN by Brooks, Martrell [PNT] | 06:52 | 48-17 | H 31 | |
| REBOUND (DEF) by White, Delvin | 06:44 | | | MISSED 3 PTR by Craig, Jakob |
| MISSED LAYUP by De Jesus, James | 06:38 | | | REBOUND (DEF) by Craig, Jakob |
| REBOUND (DEF) by McMahan, Kevon | 06:25 | | | MISSED 3 PTR by Qualls, Blake |
| | 06:24 | | | FOUL by Ray, Cody (P3T3) |
| | 06:24 | | | SUB IN : Smith, Cole |
| | 06:24 | | | SUB OUT: Ray, Cody |
| MISSED JUMPER by Johnson, Jordan | 06:13 | | | REBOUND (DEF) by Smith, Cole |
| FOUL by Johnson, Jordan (P1T2) | 06:10 | | | |
| REBOUND (DEF) by McMahan, Kevon | 06:02 | | | MISSED 3 PTR by Craig, Jakob |
| GOOD! DUNK by Brooks, Martrell [FB/PNT] | 05:57 | 50-17 | H 33 | |
| ASSIST by McMahan, Kevon | 05:57 | | | |
| REBOUND (DEF) by White, Delvin | 05:40 | | | MISSED JUMPER by Neely, Wade |
| FOUL by White, Delvin (P3T3) | 05:35 | | | |
| | 05:23 | 50-20 | H 30 | GOOD! 3 PTR by Hayes, Carter |
| MISSED JUMPER by McMahan, Kevon | 05:09 | | | |
| REBOUND (OFF) by McMahan, Kevon | 05:09 | | | |
| GOOD! 3 PTR by De Jesus, James | 05:04 | 53-20 | H 33 | |
| ASSIST by McMahan, Kevon | 05:04 | | | |
| SUB IN : Thomas, Daniel | 04:53 | | | |
| SUB OUT: White, Delvin | 04:53 | | | |
| REBOUND (DEF) by McMahan, Kevon | 04:38 | | | MISSED 3 PTR by Hayes, Carter |
| TURNOVR by McMahan, Kevon | 04:30 | | | |
| | 04:28 | | | STEAL by Hayes, Carter |
| BLOCK by Brooks, Martrell | 04:23 | | | MISSED LAYUP by Neely, Wade |
| REBOUND (DEF) by Brooks, Martrell | 04:21 | | | |
| MISSED 3 PTR by De Jesus, James | 04:16 | | | |
| REBOUND (OFF) by Brooks, Martrell | 04:16 | | | |
| GOOD! JUMPER by Brooks, Martrell | 04:13 | 55-20 | H 35 | |
| | 04:02 | | | FOUL by Craig, Jakob (P2T4) |
| | 04:02 | | | TURNOVR by Craig, Jakob |
| SUB IN : Brown, Kevin | 04:02 | | | SUB IN : Sells, Matthew |
| SUB OUT: McMahan, Kevon | 04:02 | | | SUB OUT: Hayes, Carter |
| MISSED 3 PTR by Brooks, Martrell | 03:44 | | | REBOUND (DEF) by Craig, Jakob |
| FOUL by De Jesus, James (P3T4) | 03:39 | | | |
| SUB IN : McMahan, Kevon | 03:36 | | | |
| SUB OUT: De Jesus, James | 03:36 | | | |
| | 03:32 | | | TURNOVR by Craig, Jakob |
| STEAL by Johnson, Jordan | 03:31 | | | |
| GOOD! LAYUP by Johnson, Jordan [PNT] | 03:29 | 57-20 | H 37 | |
| GOOD! FT SHOT by Johnson, Jordan | 03:29 | 58-20 | H 38 | FOUL by Craig, Jakob (P3T5) |
| SUB IN : Woods, Julian | 03:29 | | | SUB IN : Hayes, Carter |
| SUB OUT: Brooks, Martrell | 03:29 | | | SUB OUT: Smith, Cole |
| FOUL by Johnson, Jordan (P2T5) | 03:26 | | | |

# Livingston Academy vs Hamilton
## 03/16/18 4:30 PM at Murphy Center, Murfreesboro, Tenn.
## 3rd PERIOD Play-by-Play (Page 2)

| HOME TEAM: Hamilton | Time | Score | Margin | VISITORS: Livingston Academy |
|---|---|---|---|---|
| | 03:18 | | | TURNOVR by Qualls, Blake |
| STEAL by Thomas, Daniel | 03:17 | | | |
| GOOD! FT SHOT by Thomas, Daniel | 03:17 | 59-20 | H 39 | FOUL by Sells, Matthew (P1T6) |
| GOOD! FT SHOT by Thomas, Daniel | 03:17 | 60-20 | H 40 | |
| REBOUND (DEF) by Woods, Julian | 03:06 | | | MISSED LAYUP by Neely, Wade |
| GOOD! 3 PTR by Johnson, Jordan | 03:00 | 63-20 | H 43 | |
| ASSIST by McMahan, Kevon | 03:00 | | | |
| | 02:49 | | | TURNOVR by Sells, Matthew |
| STEAL by Johnson, Jordan | 02:48 | | | |
| MISSED 3 PTR by Johnson, Jordan | 02:43 | | | REBOUND (DEF) by Neely, Wade |
| FOUL by Thomas, Daniel (P1T6) | 02:40 | | | MISSED FT SHOT by Neely, Wade |
| REBOUND (DEF) by Woods, Julian | 02:40 | | | |
| MISSED 3 PTR by Johnson, Jordan | 02:33 | | | |
| REBOUND (OFF) by Woods, Julian | 02:33 | | | |
| GOOD! LAYUP by Woods, Julian [PNT] | 02:22 | 65-20 | H 45 | |
| ASSIST by Johnson, Jordan | 02:22 | | | |
| | 02:14 | | | TURNOVR by Sells, Matthew |
| STEAL by Brown, Kevin | 02:13 | | | |
| TURNOVR by Johnson, Jordan | 02:08 | | | |
| | 02:07 | | | STEAL by Craig, Jakob |
| REBOUND (DEF) by Brown, Kevin | 01:59 | | | MISSED 3 PTR by Qualls, Blake |
| TURNOVR by Brown, Kevin | 01:52 | | | |
| | 01:51 | | | STEAL by Neely, Wade |
| REBOUND (DEF) by Johnson, Jordan | 01:38 | | | MISSED 3 PTR by Sells, Matthew |
| MISSED JUMPER by Woods, Julian | 01:31 | | | |
| REBOUND (OFF) by Thomas, Daniel | 01:31 | | | |
| GOOD! JUMPER by Thomas, Daniel | 01:28 | 67-20 | H 47 | |
| REBOUND (DEF) by Woods, Julian | 01:12 | | | MISSED LAYUP by Sells, Matthew |
| MISSED 3 PTR by Brown, Kevin | 01:06 | | | REBOUND (DEF) by Craig, Jakob |
| REBOUND (DEF) by Woods, Julian | 00:57 | | | MISSED LAYUP by Sells, Matthew |
| MISSED JUMPER by McMahan, Kevon | 00:52 | | | REBOUND (DEF) by Qualls, Blake |
| FOUL by Woods, Julian (P1T7) | 00:49 | 67-21 | H 46 | GOOD! FT SHOT by Qualls, Blake |
| | 00:49 | 67-22 | H 45 | GOOD! FT SHOT by Qualls, Blake |
| GOOD! JUMPER by McMahan, Kevon | 00:40 | 69-22 | H 47 | |
| ASSIST by Woods, Julian | 00:40 | | | |
| FOUL by Woods, Julian (P2T8) | 00:22 | 69-23 | H 46 | GOOD! FT SHOT by Sells, Matthew |
| | 00:22 | 69-24 | H 45 | GOOD! FT SHOT by Sells, Matthew |
| TURNOVR by Woods, Julian | 00:06 | | | |

Hamilton 69, Livingston Academy 24

| 3rd period-only | In Paint | Off T/O | 2nd Chance | Fast Break | Bench | |
|---|---|---|---|---|---|---|
| Livingston Academy | 0 | 2 | 2 | 0 | 2 | Score tied - 0 times. |
| Hamilton | 8 | 5 | 14 | 2 | 6 | Lead changed - 0 times. |

# Livingston Academy vs Hamilton
## 03/16/18 4:30 PM at Murphy Center, Murfreesboro, Tenn.
## 4th PERIOD Play-by-Play (Page 1)

| HOME TEAM: Hamilton | Time | Score | Margin | VISITORS: Livingston Academy |
|---|---|---|---|---|
| SUB IN : Brown, Kevin | 08:00 | | | |
| SUB IN : Burks, Anthony | 08:00 | | | |
| SUB IN : Tate, Martarius | 08:00 | | | |
| SUB OUT: De Jesus, James | 08:00 | | | |
| SUB OUT: Johnson, Jordan | 08:00 | | | |
| SUB OUT: Brooks, Martrell | 08:00 | | | |
| FOUL by McMahan, Kevon (P3T9) | 07:53 | | | |
| REBOUND (DEF) by Haynes, Kelo | 07:45 | | | MISSED FT SHOT by Hayes, Carter |
| REBOUND (DEF) by Brown, Kevin | 07:35 | | | MISSED FT SHOT by Hayes, Carter |
| MISSED JUMPER by Brown, Kevin | 07:33 | | | REBOUND (DEF) by Ray, Cody |
| | 07:30 | | | TURNOVR by Ray, Cody |
| STEAL by Burks, Anthony | 07:28 | | | |
| GOOD! LAYUP by Burks, Anthony [PNT] | 07:27 | 71-24 | H 47 | |
| | 07:17 | 71-27 | H 44 | GOOD! 3 PTR by Hayes, Carter |
| MISSED 3 PTR by Burks, Anthony | 07:04 | | | REBOUND (DEF) by Qualls, Blake |
| BLOCK by Tate, Martarius | 06:54 | | | MISSED JUMPER by Craig, Jakob |
| | 06:53 | | | REBOUND (OFF) by Craig, Jakob |
| FOUL by Haynes, Kelo (P1T10) | 06:53 | 71-28 | H 43 | GOOD! FT SHOT by Craig, Jakob |
| | 06:53 | 71-29 | H 42 | GOOD! FT SHOT by Craig, Jakob |
| SUB IN : Hoggan, Antonio | 06:53 | | | SUB IN : Kennard, Ben |
| SUB IN : Haynes, Kelo | 06:53 | | | SUB OUT: Ray, Cody |
| SUB IN : Kirkland, Markwon | 06:53 | | | |
| SUB OUT: McMahan, Kevon | 06:53 | | | |
| SUB OUT: Burks, Anthony | 06:53 | | | |
| SUB OUT: Tate, Martarius | 06:53 | | | |
| GOOD! JUMPER by Kirkland, Markwon | 06:52 | 73-29 | H 44 | |
| ASSIST by Brown, Kevin | 06:52 | | | |
| REBOUND (DEF) by White, Delvin | 06:40 | | | MISSED 3 PTR by Hayes, Carter |
| MISSED JUMPER by Kirkland, Markwon | 06:28 | | | |
| REBOUND (OFF) by Haynes, Kelo | 06:28 | | | |
| GOOD! TIP-IN by Haynes, Kelo [PNT] | 06:24 | 75-29 | H 46 | |
| REBOUND (DEF) by Hoggan, Antonio | 06:10 | | | MISSED 3 PTR by Hayes, Carter |
| TURNOVR by Hoggan, Antonio | 06:02 | | | |
| REBOUND (DEF) by Hoggan, Antonio | 05:45 | | | MISSED 3 PTR by Kennard, Ben |
| MISSED 3 PTR by White, Delvin | 05:08 | | | |
| REBOUND (OFF) by Haynes, Kelo | 05:08 | | | |
| GOOD! LAYUP by Haynes, Kelo [PNT] | 05:06 | 77-29 | H 48 | |
| | 04:45 | | | TURNOVR by Kennard, Ben |
| STEAL by Brown, Kevin | 04:44 | | | |
| MISSED JUMPER by Brown, Kevin | 04:41 | | | REBOUND (DEF) by Craig, Jakob |
| | 04:34 | | | MISSED 3 PTR by Kennard, Ben |
| | 04:34 | | | REBOUND (OFF) by Neely, Wade |
| | 04:27 | | | TURNOVR by Neely, Wade |
| STEAL by Kirkland, Markwon | 04:26 | | | |
| TURNOVR by White, Delvin | 04:21 | | | |
| SUB IN : Tate, Martarius | 04:10 | | | SUB IN : McDonald, Will |
| SUB IN : Thomas, Daniel | 04:10 | | | SUB IN : Jones, Cayden |
| SUB OUT: White, Delvin | 04:10 | | | SUB IN : Allen, Kyle |
| SUB OUT: Kirkland, Markwon | 04:10 | | | SUB IN : Hollars, Aubrey |
| | 04:10 | | | SUB OUT: Neely, Wade |
| | 04:10 | | | SUB OUT: Craig, Jakob |
| | 04:10 | | | SUB OUT: Hayes, Carter |
| | 04:10 | | | SUB OUT: Qualls, Blake |
| FOUL by Brown, Kevin (P1T11) | 03:44 | | | MISSED FT SHOT by Kennard, Ben |
| | 03:44 | | | REBOUND (OFF) by (DEADBALL) |
| | 03:44 | 77-30 | H 47 | GOOD! FT SHOT by Kennard, Ben |
| SUB IN : Burks, Anthony | 03:44 | | | |
| SUB OUT: Brown, Kevin | 03:44 | | | |
| | 03:33 | | | FOUL by Hollars, Aubrey (P1T7) |
| MISSED FT SHOT by Burks, Anthony | 03:30 | | | |

# Livingston Academy vs Hamilton
## 03/16/18 4:30 PM at Murphy Center, Murfreesboro, Tenn.
## 4th PERIOD Play-by-Play (Page 2)

| HOME TEAM: Hamilton | Time | Score | Margin | VISITORS: Livingston Academy |
|---|---|---|---|---|
| | 03:30 | | | REBOUND (DEF) by Kennard, Ben |
| | 03:24 | | | TURNOVR by Kennard, Ben |
| STEAL by Hoggan, Antonio | 03:23 | | | |
| MISSED 3 PTR by Hoggan, Antonio | 03:20 | | | |
| REBOUND (OFF) by Thomas, Daniel | 03:20 | | | |
| MISSED JUMPER by Thomas, Daniel | 03:14 | | | |
| REBOUND (OFF) by Tate, Martarius | 03:14 | | | |
| MISSED JUMPER by Tate, Martarius | 03:12 | | | |
| REBOUND (OFF) by Haynes, Kelo | 03:12 | | | |
| MISSED JUMPER by Haynes, Kelo | 03:08 | | | REBOUND (DEF) by Allen, Kyle |
| | 03:04 | 77-32 | H 45 | GOOD! LAYUP by Allen, Kyle [FB/PNT] |
| MISSED LAYUP by Burks, Anthony | 02:51 | | | |
| REBOUND (OFF) by Thomas, Daniel | 02:51 | | | |
| MISSED JUMPER by Thomas, Daniel | 02:48 | | | |
| REBOUND (OFF) by Haynes, Kelo | 02:48 | | | |
| GOOD! FT SHOT by Tate, Martarius | 02:43 | 78-32 | H 46 | FOUL by Kennard, Ben (P1T8) |
| GOOD! FT SHOT by Tate, Martarius | 02:43 | 79-32 | H 47 | |
| | 02:30 | 79-34 | H 45 | GOOD! LAYUP by Allen, Kyle [PNT] |
| MISSED JUMPER by Hoggan, Antonio | 02:21 | | | BLOCK by McDonald, Will |
| | 02:21 | | | REBOUND (DEF) by (TEAM) |
| SUB IN : Kirkland, Markwon | 02:21 | | | SUB IN : Carwile, Nathan |
| SUB OUT: Haynes, Kelo | 02:21 | | | SUB IN : Coffman, Hunter |
| | 02:21 | | | SUB IN : Coleman, Parker |
| | 02:21 | | | SUB OUT: McDonald, Will |
| | 02:21 | | | SUB OUT: Jones, Cayden |
| | 02:21 | | | SUB OUT: Hollars, Aubrey |
| | 01:42 | | | TURNOVR by Allen, Kyle |
| STEAL by Thomas, Daniel | 01:41 | | | |
| GOOD! LAYUP by Hoggan, Antonio [FB/PNT] | 01:37 | 81-34 | H 47 | |
| ASSIST by Thomas, Daniel | 01:37 | | | |
| REBOUND (DEF) by (DEADBALL) | 01:21 | | | MISSED 3 PTR by Kennard, Ben |
| | 01:16 | | | FOUL by Coleman, Parker (P1T9) |
| MISSED FT SHOT by Tate, Martarius | 01:14 | | | REBOUND (DEF) by Coleman, Parker |
| | 01:01 | | | MISSED 3 PTR by Allen, Kyle |
| | 01:01 | | | REBOUND (OFF) by Carwile, Nathan |
| | 00:57 | | | MISSED JUMPER by Carwile, Nathan |
| | 00:57 | | | REBOUND (OFF) by Allen, Kyle |
| | 00:55 | | | MISSED LAYUP by Allen, Kyle |
| | 00:55 | | | REBOUND (OFF) by Coffman, Hunter |
| FOUL by Thomas, Daniel (P2T12) | 00:43 | 81-35 | H 46 | GOOD! FT SHOT by Carwile, Nathan |
| | 00:43 | 81-36 | H 45 | GOOD! FT SHOT by Carwile, Nathan |
| MISSED 3 PTR by Tate, Martarius | 00:34 | | | REBOUND (DEF) by Allen, Kyle |
| | 00:22 | | | MISSED FT SHOT by Coffman, Hunter |
| FOUL by Thomas, Daniel (P3T13) | 00:22 | | | |
| | 00:22 | | | REBOUND (OFF) by (DEADBALL) |
| | 00:22 | | | MISSED FT SHOT by Coffman, Hunter |
| | 00:22 | | | REBOUND (OFF) by (TEAM) |

Hamilton 81, Livingston Academy 36

| 4th period-only | In Paint | Off T/O | 2nd Chance | Fast Break | Bench | |
|---|---|---|---|---|---|---|
| Livingston Academy | 4 | 1 | 4 | 2 | 7 | Score tied - 0 times. |
| Hamilton | 8 | 4 | 6 | 2 | 12 | Lead changed - 0 times. |

Official Basketball Box Score -- 1st Period-Only
Livingston Academy vs Hamilton
03/16/18 4:30 PM at Murphy Center, Murfreesboro, Tenn.

## Livingston Academy 9 • 26-10

| ## | Player | | Total FG-FGA | 3-Ptr FG-FGA | FT-FTA | Rebounds Off | Def | Tot | PF | TP | A | TO | Blk | Stl | Min |
|---|---|---|---|---|---|---|---|---|---|---|---|---|---|---|---|
| 00 | Qualls, Blake | * | 0-1 | 0-1 | 0-0 | 0 | 0 | 0 | 0 | 0 | 0 | 0 | 0 | 0 | 2 |
| 11 | Ray, Cody | * | 1-3 | 0-0 | 0-0 | 0 | 0 | 0 | 1 | 2 | 0 | 1 | 0 | 0 | 8 |
| 14 | Neely, Wade | * | 0-1 | 0-0 | 0-0 | 1 | 0 | 1 | 1 | 0 | 3 | 1 | 0 | 0 | 8 |
| 21 | Hayes, Carter | * | 0-3 | 0-2 | 0-0 | 0 | 1 | 1 | 0 | 0 | 0 | 1 | 0 | 0 | 8 |
| 42 | Craig, Jakob | * | 0-1 | 0-0 | 0-0 | 0 | 0 | 0 | 0 | 0 | 0 | 1 | 0 | 0 | 7 |
| 12 | Sells, Matthew | | 3-4 | 1-1 | 0-0 | 0 | 2 | 2 | 0 | 7 | 0 | 0 | 0 | 0 | 5 |
| 15 | Smith, Cole | | 0-0 | 0-0 | 0-0 | 0 | 0 | 0 | 0 | 0 | 0 | 1 | 0 | 0 | 0+ |
| | Team | | | | | 1 | 1 | 2 | | | | | | | |
| | Totals | | 4-13 | 1-4 | 0-0 | 2 | 4 | 6 | 2 | 9 | 3 | 5 | 0 | 0 | - |

FG %: 4-13 30.8%
3FG %: 1-4 25.0%
FT %: 0-0 0.0%

Deadball Rebounds
0

## Hamilton 21 • 35-2

| ## | Player | | Total FG-FGA | 3-Ptr FG-FGA | FT-FTA | Rebounds Off | Def | Tot | PF | TP | A | TO | Blk | Stl | Min |
|---|---|---|---|---|---|---|---|---|---|---|---|---|---|---|---|
| 00 | Johnson, Jordan | * | 1-4 | 1-3 | 0-0 | 0 | 1 | 1 | 0 | 3 | 1 | 1 | 0 | 0 | 8 |
| 01 | Brooks, Martrell | * | 4-4 | 0-0 | 0-0 | 3 | 0 | 3 | 0 | 8 | 1 | 0 | 0 | 0 | 6 |
| 02 | White, Delvin | * | 1-2 | 0-0 | 0-0 | 2 | 2 | 4 | 1 | 2 | 1 | 0 | 0 | 1 | 6 |
| 04 | De Jesus, James | * | 0-2 | 0-2 | 2-2 | 1 | 0 | 1 | 0 | 2 | 1 | 0 | 0 | 2 | 5 |
| 11 | McMahan, Kevon | * | 1-3 | 0-0 | 0-0 | 0 | 2 | 2 | 0 | 2 | 0 | 0 | 0 | 1 | 5 |
| 03 | Brown, Kevin | | 0-1 | 0-1 | 0-0 | 0 | 0 | 0 | 0 | 0 | 0 | 0 | 0 | 0 | 2 |
| 13 | Burks, Anthony | | 0-0 | 0-0 | 0-0 | 0 | 0 | 0 | 0 | 0 | 0 | 0 | 0 | 0 | 2 |
| 20 | Woods, Julian | | 2-3 | 0-0 | 0-0 | 0 | 1 | 1 | 0 | 4 | 0 | 0 | 0 | 0 | 3 |
| | Team | | | | | 0 | 1 | 1 | | | | | | | |
| | Totals | | 9-19 | 1-6 | 2-2 | 6 | 7 | 13 | 1 | 21 | 4 | 1 | 0 | 4 | - |

FG %: 9-19 47.4%
3FG %: 1-6 16.7%
FT %: 2-2 100.0

Deadball Rebounds
0

Officials: Steve Pyatt (R), Larry Whaley (U), Jeffrey Poore (U)
Technical fouls: Livingston Academy-None. Hamilton-None.
Attendance:

| Score by periods | 1st | 2nd | 3rd | 4th | Total |
|---|---|---|---|---|---|
| Livingston Academy | 9 | 0 | 0 | 0 | 9 |
| Hamilton | 21 | 0 | 0 | 0 | 21 |

Official Basketball Box Score -- 2nd Period-Only
Livingston Academy vs Hamilton
03/16/18 4:30 PM at Murphy Center, Murfreesboro, Tenn.

## Livingston Academy 6 • 26-10

| ## | Player | | Total FG-FGA | 3-Ptr FG-FGA | FT-FTA | Rebounds Off | Def | Tot | PF | TP | A | TO | Blk | Stl | Min |
|---|---|---|---|---|---|---|---|---|---|---|---|---|---|---|---|
| 00 | Qualls, Blake | * | 0-0 | 0-0 | 0-0 | 0 | 0 | 0 | 0 | 0 | 0 | 2 | 0 | 0 | 3 |
| 11 | Ray, Cody | * | 1-1 | 0-0 | 1-2 | 0 | 1 | 1 | 0 | 3 | 0 | 1 | 0 | 0 | 6 |
| 14 | Neely, Wade | * | 0-3 | 0-0 | 0-0 | 2 | 2 | 4 | 1 | 0 | 0 | 1 | 0 | 0 | 8 |
| 21 | Hayes, Carter | * | 0-0 | 0-0 | 0-0 | 0 | 0 | 0 | 0 | 0 | 0 | 1 | 0 | 0 | 5 |
| 42 | Craig, Jakob | * | 0-1 | 0-1 | 1-2 | 0 | 0 | 0 | 1 | 1 | 0 | 0 | 0 | 0 | 6 |
| 12 | Sells, Matthew | | 1-2 | 0-0 | 0-0 | 2 | 0 | 2 | 0 | 2 | 0 | 1 | 0 | 0 | 6 |
| 15 | Smith, Cole | | 0-2 | 0-0 | 0-0 | 0 | 1 | 1 | 0 | 0 | 0 | 0 | 0 | 0 | 3 |
| | Team | | | | | 0 | 1 | 1 | | | | | | | |
| | Totals | | 2-9 | 0-1 | 2-4 | 4 | 5 | 9 | 2 | 6 | 0 | 6 | 0 | 0 | - |

FG %: 2-9 22.2%
3FG %: 0-1 0.0%
FT %: 2-4 50.0%

Deadball Rebounds
1

## Hamilton 22 • 35-2

| ## | Player | | Total FG-FGA | 3-Ptr FG-FGA | FT-FTA | Rebounds Off | Def | Tot | PF | TP | A | TO | Blk | Stl | Min |
|---|---|---|---|---|---|---|---|---|---|---|---|---|---|---|---|
| 00 | Johnson, Jordan | * | 3-5 | 3-5 | 0-0 | 1 | 0 | 1 | 0 | 9 | 0 | 0 | 0 | 1 | 6 |
| 01 | Brooks, Martrell | * | 1-5 | 0-1 | 0-0 | 2 | 3 | 5 | 2 | 2 | 1 | 0 | 1 | 0 | 6 |
| 02 | White, Delvin | * | 0-1 | 0-0 | 1-2 | 1 | 0 | 1 | 0 | 1 | 0 | 0 | 0 | 0 | 4 |
| 04 | De Jesus, James | * | 1-3 | 0-1 | 0-0 | 0 | 0 | 0 | 2 | 2 | 0 | 0 | 0 | 0 | 4 |
| 11 | McMahan, Kevon | * | 0-1 | 0-0 | 0-0 | 2 | 0 | 2 | 2 | 0 | 2 | 0 | 0 | 1 | 7 |
| 03 | Brown, Kevin | | 1-1 | 0-0 | 0-0 | 0 | 0 | 0 | 0 | 2 | 0 | 0 | 0 | 1 | 2 |
| 20 | Woods, Julian | | 3-4 | 0-0 | 0-0 | 1 | 1 | 2 | 0 | 6 | 0 | 0 | 0 | 0 | 6 |
| 25 | Haynes, Kelo | | 0-0 | 0-0 | 0-0 | 0 | 0 | 0 | 0 | 0 | 0 | 0 | 0 | 0 | 1 |
| | Team | | | | | 0 | 0 | 0 | | | | | | | |
| | Totals | | 9-20 | 3-7 | 1-2 | 7 | 4 | 11 | 6 | 22 | 3 | 0 | 1 | 3 | - |

FG %: 9-20 45.0%
3FG %: 3-7 42.9%
FT %: 1-2 50.0%

Deadball Rebounds
0

Officials: Steve Pyatt (R), Larry Whaley (U), Jeffrey Poore (U)
Technical fouls: Livingston Academy-None. Hamilton-None.
Attendance:

| Score by periods | 1st | 2nd | 3rd | 4th | Total |
|---|---|---|---|---|---|
| Livingston Academy | 0 | 6 | 0 | 0 | 6 |
| Hamilton | 0 | 22 | 0 | 0 | 22 |

Official Basketball Box Score -- 3rd Period-Only
Livingston Academy vs Hamilton
03/16/18 4:30 PM at Murphy Center, Murfreesboro, Tenn.

## Livingston Academy 9 • 26-10

| | | | Total | 3-Ptr | | Rebounds | | | | | | | | | |
|---|---|---|---|---|---|---|---|---|---|---|---|---|---|---|---|
| ## | Player | | FG-FGA | FG-FGA | FT-FTA | Off | Def | Tot | PF | TP | A | TO | Blk | Stl | Min |
| 00 | Qualls, Blake | * | 0-3 | 0-2 | 4-4 | 0 | 1 | 1 | 0 | 4 | 0 | 1 | 0 | 0 | 8 |
| 11 | Ray, Cody | * | 0-1 | 0-0 | 0-0 | 0 | 0 | 0 | 2 | 0 | 0 | 0 | 0 | 0 | 1 |
| 14 | Neely, Wade | * | 0-3 | 0-0 | 0-1 | 0 | 1 | 1 | 1 | 0 | 0 | 0 | 0 | 1 | 8 |
| 21 | Hayes, Carter | * | 1-2 | 1-2 | 0-0 | 0 | 0 | 0 | 0 | 3 | 0 | 0 | 0 | 2 | 7 |
| 42 | Craig, Jakob | * | 0-2 | 0-2 | 0-0 | 0 | 3 | 3 | 2 | 0 | 0 | 2 | 0 | 1 | 8 |
| 12 | Sells, Matthew | | 0-3 | 0-1 | 2-2 | 0 | 0 | 0 | 1 | 2 | 0 | 2 | 0 | 0 | 4 |
| 15 | Smith, Cole | | 0-0 | 0-0 | 0-0 | 0 | 1 | 1 | 0 | 0 | 0 | 0 | 0 | 0 | 2 |
| | Team | | | | | 1 | 0 | 1 | | | | | | | |
| | Totals | | 1-14 | 1-7 | 6-7 | 1 | 6 | 7 | 6 | 9 | 0 | 5 | 0 | 4 | - |

FG %: 1-14 7.1%
3FG %: 1-7 14.3%
FT %: 6-7 85.7%

Deadball Rebounds
0

## Hamilton 26 • 35-2

| | | | Total | 3-Ptr | | Rebounds | | | | | | | | | |
|---|---|---|---|---|---|---|---|---|---|---|---|---|---|---|---|
| ## | Player | | FG-FGA | FG-FGA | FT-FTA | Off | Def | Tot | PF | TP | A | TO | Blk | Stl | Min |
| 00 | Johnson, Jordan | * | 2-7 | 1-4 | 1-1 | 0 | 1 | 1 | 2 | 6 | 1 | 1 | 0 | 2 | 8 |
| 01 | Brooks, Martrell | * | 3-4 | 0-1 | 0-0 | 2 | 2 | 4 | 0 | 6 | 0 | 1 | 1 | 0 | 4 |
| 02 | White, Delvin | * | 1-1 | 0-0 | 1-1 | 1 | 2 | 3 | 2 | 3 | 0 | 0 | 1 | 0 | 3 |
| 04 | De Jesus, James | * | 1-3 | 1-2 | 0-0 | 0 | 0 | 0 | 1 | 3 | 0 | 0 | 0 | 0 | 4 |
| 11 | McMahan, Kevon | * | 1-4 | 0-0 | 0-0 | 2 | 3 | 5 | 0 | 2 | 3 | 1 | 0 | 0 | 7 |
| 03 | Brown, Kevin | | 0-1 | 0-1 | 0-0 | 0 | 1 | 1 | 0 | 0 | 0 | 1 | 0 | 1 | 4 |
| 05 | Thomas, Daniel | | 1-1 | 0-0 | 2-2 | 1 | 0 | 1 | 1 | 4 | 0 | 0 | 0 | 1 | 4 |
| 20 | Woods, Julian | | 1-2 | 0-0 | 0-0 | 1 | 4 | 5 | 2 | 2 | 1 | 1 | 0 | 0 | 3 |
| | Team | | | | | 0 | 0 | 0 | | | | | | | |
| | Totals | | 10-23 | 2-8 | 4-4 | 7 | 13 | 20 | 8 | 26 | 5 | 5 | 2 | 4 | - |

FG %: 10-23 43.5%
3FG %: 2-8 25.0%
FT %: 4-4 100.0

Deadball Rebounds
0

Officials: Steve Pyatt (R), Larry Whaley (U), Jeffrey Poore (U)
Technical fouls: Livingston Academy-None. Hamilton-None.
Attendance:

| Score by periods | 1st | 2nd | 3rd | 4th | Total |
|---|---|---|---|---|---|
| Livingston Academy | 0 | 0 | 9 | 0 | 9 |
| Hamilton | 0 | 0 | 26 | 0 | 26 |

Official Basketball Box Score -- 4th Period-Only
Livingston Academy vs Hamilton
03/16/18 4:30 PM at Murphy Center, Murfreesboro, Tenn.

## Livingston Academy 12

| ## | Player | | Total FG-FGA | 3-Ptr FG-FGA | FT-FTA | Rebounds Off | Def | Tot | PF | TP | A | TO | Blk | Stl | Min |
|---|---|---|---|---|---|---|---|---|---|---|---|---|---|---|---|
| 00 | Qualls, Blake | * | 0-0 | 0-0 | 0-0 | 0 | 1 | 1 | 0 | 0 | 0 | 0 | 0 | 0 | 3 |
| 11 | Ray, Cody | * | 0-0 | 0-0 | 0-0 | 0 | 1 | 1 | 0 | 0 | 0 | 1 | 0 | 0 | 1 |
| 14 | Neely, Wade | * | 0-0 | 0-0 | 0-0 | 1 | 0 | 1 | 0 | 0 | 0 | 1 | 0 | 0 | 3 |
| 21 | Hayes, Carter | * | 1-3 | 1-3 | 0-2 | 0 | 0 | 0 | 0 | 3 | 0 | 0 | 0 | 0 | 3 |
| 42 | Craig, Jakob | * | 0-1 | 0-0 | 2-2 | 1 | 1 | 2 | 0 | 2 | 0 | 0 | 0 | 0 | 3 |
| 03 | Hollars, Aubrey | | 0-0 | 0-0 | 0-0 | 0 | 0 | 0 | 1 | 0 | 0 | 0 | 0 | 0 | 1 |
| 04 | Coleman, Parker | | 0-0 | 0-0 | 0-0 | 0 | 1 | 1 | 1 | 0 | 0 | 0 | 0 | 0 | 2 |
| 05 | Kennard, Ben | | 0-3 | 0-3 | 1-2 | 0 | 1 | 1 | 1 | 1 | 0 | 2 | 0 | 0 | 6 |
| 10 | Allen, Kyle | | 2-4 | 0-1 | 0-0 | 1 | 2 | 3 | 0 | 4 | 0 | 1 | 0 | 0 | 4 |
| 13 | McDonald, Will | | 0-0 | 0-0 | 0-0 | 0 | 0 | 0 | 0 | 0 | 0 | 0 | 1 | 0 | 1 |
| 20 | Carwile, Nathan | | 0-1 | 0-0 | 2-2 | 1 | 0 | 1 | 0 | 2 | 0 | 0 | 0 | 0 | 2 |
| 22 | Jones, Cayden | | 0-0 | 0-0 | 0-0 | 0 | 0 | 0 | 0 | 0 | 0 | 0 | 0 | 0 | 1 |
| 23 | Coffman, Hunter | | 0-0 | 0-0 | 0-2 | 1 | 0 | 1 | 0 | 0 | 0 | 0 | 0 | 0 | 2 |
| | Team | | | | | 1 | 1 | 2 | | | | | | | |
| | Totals | | 3-12 | 1-7 | 5-10 | 6 | 8 | 14 | 3 | 12 | 0 | 5 | 1 | 0 | - |

FG %: 3-12 25.0%
3FG %: 1-7 14.3%
FT %: 5-10 50.0%

Deadball Rebounds
2

## Hamilton 12

| ## | Player | | Total FG-FGA | 3-Ptr FG-FGA | FT-FTA | Rebounds Off | Def | Tot | PF | TP | A | TO | Blk | Stl | Min |
|---|---|---|---|---|---|---|---|---|---|---|---|---|---|---|---|
| 02 | White, Delvin | * | 0-1 | 0-1 | 0-0 | 0 | 1 | 1 | 0 | 0 | 0 | 1 | 0 | 0 | 3 |
| 11 | McMahan, Kevon | * | 0-0 | 0-0 | 0-0 | 0 | 0 | 0 | 1 | 0 | 0 | 0 | 0 | 0 | 1 |
| 03 | Brown, Kevin | | 0-2 | 0-0 | 0-0 | 0 | 1 | 1 | 1 | 0 | 1 | 0 | 0 | 1 | 4 |
| 05 | Thomas, Daniel | | 0-2 | 0-0 | 0-0 | 2 | 0 | 2 | 2 | 0 | 1 | 0 | 0 | 1 | 4 |
| 13 | Burks, Anthony | | 1-3 | 0-1 | 0-1 | 0 | 0 | 0 | 0 | 2 | 0 | 0 | 0 | 1 | 4 |
| 25 | Haynes, Kelo | | 2-3 | 0-0 | 0-0 | 4 | 1 | 5 | 1 | 4 | 0 | 0 | 0 | 0 | 4 |
| 30 | Hoggan, Antonio | | 1-3 | 0-1 | 0-0 | 0 | 2 | 2 | 0 | 2 | 0 | 1 | 0 | 1 | 6 |
| 32 | Tate, Martarius | | 0-2 | 0-1 | 2-3 | 1 | 0 | 1 | 0 | 2 | 0 | 0 | 1 | 0 | 5 |
| 35 | Kirkland, Markwon | | 1-2 | 0-0 | 0-0 | 0 | 0 | 0 | 0 | 2 | 0 | 0 | 0 | 1 | 5 |
| | Team | | | | | 0 | 1 | 1 | | | | | | | |
| | Totals | | 5-18 | 0-4 | 2-4 | 7 | 6 | 13 | 5 | 12 | 2 | 2 | 1 | 5 | - |

FG %: 5-18 27.8%
3FG %: 0-4 0.0%
FT %: 2-4 50.0%

Deadball Rebounds
0,1

Officials: Steve Pyatt (R), Larry Whaley (U), Jeffrey Poore (U)
Technical fouls: Livingston Academy-None. Hamilton-None.
Attendance:

| Score by periods | 1st | 2nd | 3rd | 4th | Total |
|---|---|---|---|---|---|
| Livingston Academy | 0 | 0 | 0 | 12 | 12 |
| Hamilton | 0 | 0 | 0 | 12 | 12 |

# 2013 Class AA State Boys' Basketball Tournament

## March 13 - March 16, 2013 · Murphy Center - MTSU - Murfreesboro, TN

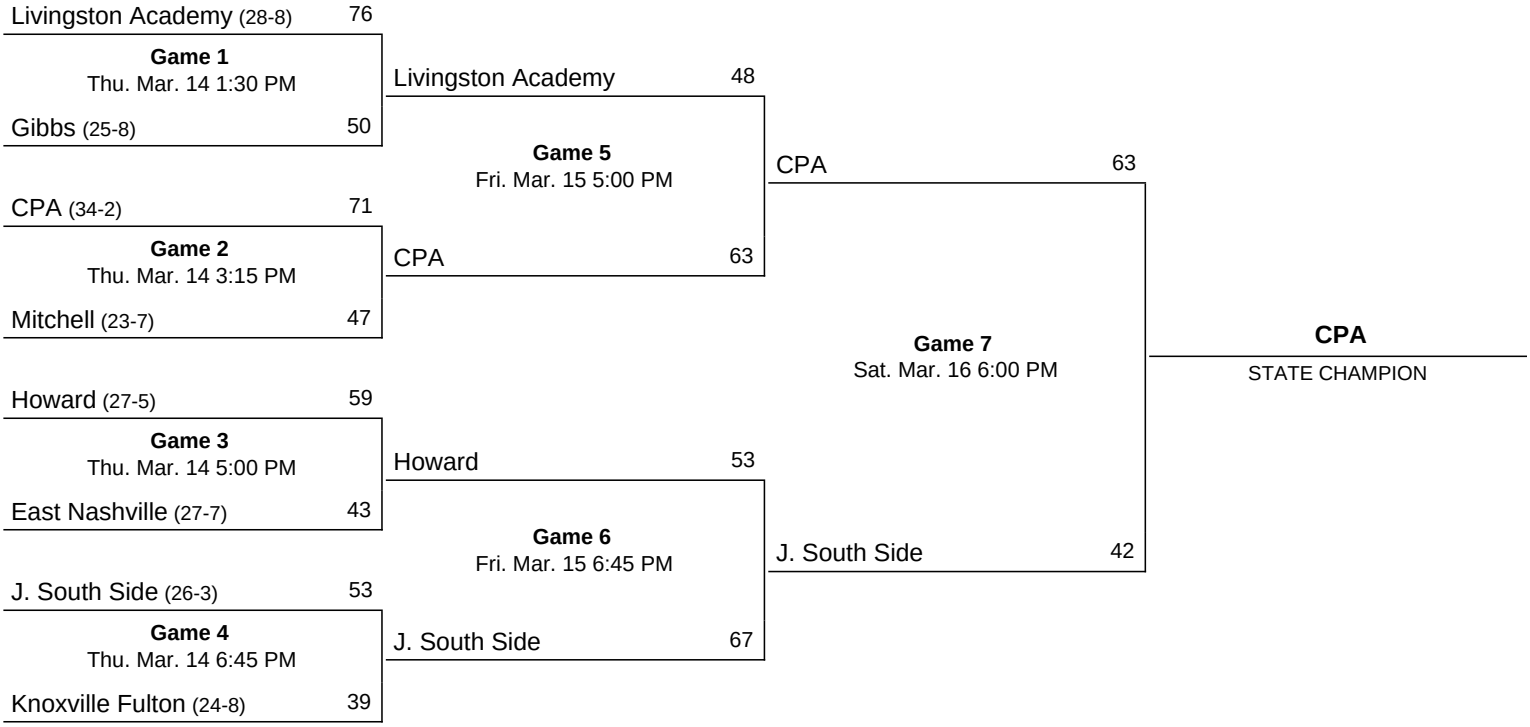

Official Basketball Box Score
Livingston Academy vs Gibbs
03/14/13 1:30 PM at Murphy Center

---

VISITORS: Livingston Academy 29-8

| ## | Player Name | | TOT-FG FG-FGA | 3-PT FG-FGA | FT-FTA | REBOUNDS OF | DE | TOT | PF | TP | A | TO | BLK | S | MIN |
|---|---|---|---|---|---|---|---|---|---|---|---|---|---|---|---|
| 05 | Hayes, Creed..... | * | 1-4 | 0-2 | 3-4 | 1 | 2 | 3 | 2 | 5 | 3 | 0 | 0 | 0 | 31 |
| 21 | McCoin, Brock..... | * | 6-10 | 2-6 | 10-16 | 0 | 5 | 5 | 4 | 24 | 2 | 5 | 0 | 3 | 30 |
| 24 | Jolley, Bubba..... | * | 2-4 | 1-2 | 0-0 | 0 | 3 | 3 | 0 | 5 | 1 | 3 | 0 | 0 | 31 |
| 25 | Ramsey, Mason..... | * | 7-14 | 1-4 | 5-6 | 2 | 9 | 11 | 3 | 20 | 5 | 0 | 1 | 3 | 29 |
| 30 | Eldridge, Wade..... | * | 8-10 | 2-2 | 1-2 | 1 | 4 | 5 | 3 | 19 | 2 | 1 | 0 | 1 | 31 |
| 01 | Hollars, Peter..... | | 0-1 | 0-1 | 0-0 | 0 | 0 | 0 | 0 | 0 | 0 | 0 | 0 | 0 | 1 |
| 02 | Jolley, Mason..... | | 0-1 | 0-1 | 0-0 | 0 | 0 | 0 | 0 | 0 | 0 | 0 | 0 | 0 | 0 |
| 03 | Clark, Logan..... | | 0-0 | 0-0 | 0-0 | 0 | 0 | 0 | 1 | 0 | 0 | 0 | 0 | 0 | 1 |
| 04 | Qualls, Kaleb..... | | 1-1 | 1-1 | 0-2 | 0 | 0 | 0 | 1 | 3 | 0 | 2 | 0 | 0 | 3 |
| 23 | Nivens, Trent..... | | 0-1 | 0-0 | 0-0 | 1 | 0 | 1 | 0 | 0 | 0 | 1 | 0 | 0 | 2 |
| 35 | Linder, Dylan..... | | 0-0 | 0-0 | 0-2 | 0 | 1 | 1 | 0 | 0 | 0 | 0 | 0 | 0 | 1 |
| | TEAM..... | | | | | 4 | 3 | 7 | | | | | | | |
| | Totals..... | | 25-46 | 7-19 | 19-32 | 9 | 27 | 36 | 14 | 76 | 13 | 12 | 1 | 7 | 160 |

TOTAL FG% 1st Half: 14-24 58.3% 2nd Half: 11-22 50.0% Game: 54.3% DEADB
3-Pt. FG% 1st Half: 6-11 54.5% 2nd Half: 1-8 12.5% Game: 36.8% REBS
F Throw % 1st Half: 3-6 50.0% 2nd Half: 16-26 61.5% Game: 59.4% 8

---

HOME TEAM: Gibbs 25-9

| ## | Player Name | | TOT-FG FG-FGA | 3-PT FG-FGA | FT-FTA | REBOUNDS OF | DE | TOT | PF | TP | A | TO | BLK | S | MIN |
|---|---|---|---|---|---|---|---|---|---|---|---|---|---|---|---|
| 01 | Corum, Aaron..... | * | 6-13 | 1-7 | 5-6 | 1 | 5 | 6 | 1 | 18 | 1 | 1 | 0 | 0 | 31 |
| 02 | Ownby, Justin..... | * | 1-7 | 0-2 | 0-0 | 2 | 1 | 3 | 2 | 2 | 0 | 0 | 0 | 1 | 17 |
| 05 | Rucker, A.J..... | * | 2-3 | 0-1 | 0-0 | 1 | 1 | 2 | 5 | 4 | 0 | 3 | 0 | 1 | 10 |
| 14 | Cade, Jay..... | * | 6-16 | 3-9 | 0-1 | 1 | 1 | 2 | 4 | 15 | 2 | 2 | 0 | 0 | 30 |
| 24 | Hopson, Hunter..... | * | 2-8 | 1-3 | 0-1 | 2 | 5 | 7 | 4 | 5 | 2 | 2 | 1 | 0 | 31 |
| 03 | Imes, Travis..... | | 0-1 | 0-0 | 0-2 | 0 | 0 | 0 | 0 | 0 | 0 | 3 | 1 | 1 | 23 |
| 10 | Berryman, Nate..... | | 0-0 | 0-0 | 0-0 | 0 | 0 | 0 | 0 | 0 | 0 | 0 | 0 | 1 | 1 |
| 20 | Calfee, Austin..... | | 2-3 | 0-0 | 0-0 | 0 | 2 | 2 | 4 | 4 | 0 | 0 | 0 | 0 | 13 |
| 23 | Mills, Jonathan..... | | 0-0 | 0-0 | 0-0 | 0 | 0 | 0 | 1 | 0 | 0 | 0 | 0 | 0 | 0 |
| 30 | Luttrell, Colby..... | | 0-0 | 0-0 | 0-0 | 0 | 1 | 1 | 0 | 0 | 0 | 0 | 0 | 1 | 1 |
| 32 | Mullins, David..... | | 0-1 | 0-1 | 0-0 | 0 | 0 | 0 | 1 | 0 | 0 | 0 | 0 | 0 | 1 |
| 34 | Ford, Grant..... | | 0-0 | 0-0 | 2-2 | 1 | 0 | 1 | 0 | 2 | 0 | 0 | 1 | 0 | 1 |
| 44 | Mullins, Tyler..... | | 0-2 | 0-1 | 0-0 | 0 | 0 | 0 | 0 | 0 | 0 | 1 | 0 | 1 | 1 |
| | TEAM..... | | | | | 4 | 1 | 5 | | | | | | | |
| | Totals..... | | 19-54 | 5-24 | 7-12 | 12 | 17 | 29 | 22 | 50 | 5 | 12 | 3 | 6 | 160 |

TOTAL FG% 1st Half: 9-25 36.0% 2nd Half: 10-29 34.5% Game: 35.2% DEADB
3-Pt. FG% 1st Half: 3-12 25.0% 2nd Half: 2-12 16.7% Game: 20.8% REBS
F Throw % 1st Half: 0-0 0.0% 2nd Half: 7-12 58.3% Game: 58.3% 1

---

Officials: Jeremy Hall, David Mason, Lawson Watson
Technical fouls: Livingston Academy-None. Gibbs-TEAM.
Attendance:

| Score by Periods | 1st | 2nd | 3rd | 4th | | Total |
|---|---|---|---|---|---|---|
| Livingston Academy..... | 16 | 21 | 17 | 22 | - | 76 |
| Gibbs..... | 10 | 11 | 15 | 14 | - | 50 |

Play-by-Play
Livingston Academy vs Gibbs
03/14/13 1:30 PM at Murphy Center

1st PERIOD Play-by-Play (Page 1)

| HOME TEAM: Gibbs | TIME | SCORE | MAR | VISITORS: Livingston Academy |
|---|---|---|---|---|
| REBOUND (DEF) by Cade, Jay | 07:46 | | | MISSED 3 PTR by Hayes, Creed |
| TURNOVR by Rucker, A.J. | 07:21 | | | STEAL by McCoin, Brock |
| | 07:19 | | | TURNOVR by McCoin, Brock |
| GOOD! 3 PTR by Corum, Aaron | 07:01 | 3-0 | H 3 | |
| ASSIST by Hopson, Hunter | 07:01 | | | |
| | 06:31 | | | TURNOVR by Jolley, Bubba |
| TURNOVR by Rucker, A.J. | 06:17 | | | |
| | 06:03 | 3-3 | T 1 | GOOD! 3 PTR by McCoin, Brock |
| MISSED JUMPER by Cade, Jay | 05:33 | | | REBOUND (DEF) by Ramsey, Mason |
| FOUL by Rucker, A.J. (P1T1) | 05:33 | | | |
| | 05:15 | 3-6 | V 3 | GOOD! 3 PTR by McCoin, Brock |
| | 05:15 | | | ASSIST by Jolley, Bubba |
| MISSED 3 PTR by Cade, Jay | 04:53 | | | |
| REBOUND (OFF) by Ownby, Justin | 04:53 | | | |
| MISSED JUMPER by Ownby, Justin | 04:06 | | | REBOUND (DEF) by Ramsey, Mason |
| | 03:52 | 3-8 | V 5 | GOOD! JUMPER by McCoin, Brock |
| MISSED 3 PTR by Ownby, Justin | 03:34 | | | REBOUND (DEF) by Jolley, Bubba |
| REBOUND (DEF) by Rucker, A.J. | 03:27 | | | MISSED 3 PTR by McCoin, Brock |
| GOOD! JUMPER by Cade, Jay | 03:16 | 5-8 | V 3 | |
| | 02:58 | 5-11 | V 6 | GOOD! 3 PTR by Eldridge, Wade |
| MISSED 3 PTR by Ownby, Justin | 02:45 | | | |
| REBOUND (OFF) by Hopson, Hunter | 02:45 | | | |
| MISSED JUMPER by Hopson, Hunter | 02:41 | | | REBOUND (DEF) by (TEAM) |
| SUB IN : Imes, Travis | 02:40 | | | |
| SUB OUT: Ownby, Justin | 02:40 | | | |
| FOUL by Rucker, A.J. (P2T2) | 02:24 | | | |
| SUB IN : Calfee, Austin | 02:24 | | | |
| SUB OUT: Rucker, A.J. | 02:24 | | | |
| REBOUND (DEF) by Corum, Aaron | 02:21 | | | MISSED 3 PTR by Ramsey, Mason |
| MISSED JUMPER by Hopson, Hunter | 02:07 | | | REBOUND (DEF) by Eldridge, Wade |
| FOUL by Calfee, Austin (P1T3) | 01:49 | | | MISSED FT SHOT by Ramsey, Mason |
| | 01:49 | | | REBOUND (OFF) by (DEADBALL) |
| | 01:49 | 5-12 | V 7 | GOOD! FT SHOT by Ramsey, Mason |
| | 01:35 | | | FOUL by Hayes, Creed (P1T1) |
| MISSED 3 PTR by Corum, Aaron | 01:34 | | | |
| REBOUND (OFF) by Hopson, Hunter | 01:34 | | | |
| GOOD! LAYUP by Hopson, Hunter [PNT] | 01:29 | 7-12 | V 5 | |
| | 01:16 | 7-14 | V 7 | GOOD! LAYUP by Ramsey, Mason [PNT] |
| MISSED LAYUP by Calfee, Austin | 01:03 | | | REBOUND (DEF) by McCoin, Brock |
| | 00:56 | 7-16 | V 9 | GOOD! LAYUP by McCoin, Brock [PNT] |
| GOOD! 3 PTR by Cade, Jay | 00:39 | 10-16 | V 6 | |
| REBOUND (DEF) by Corum, Aaron | 00:15 | | | MISSED 3 PTR by Ramsey, Mason |
| TURNOVR by Corum, Aaron | 00:08 | | | |
| | 00:07 | | | STEAL by Ramsey, Mason |

Livingston Academy 16, Gibbs 10

2nd PERIOD Play-by-Play (Page 1)

| HOME TEAM: Gibbs | TIME | SCORE | MAR | VISITORS: Livingston Academy |
|---|---|---|---|---|
| SUB IN : Calfee, Austin | 08:00 | | | |
| SUB OUT: Rucker, A.J. | 08:00 | | | |
| | 07:47 | | | MISSEDbJUMPEReby Hayes, Creed |
| | 07:47 | | | REBOUND (OFF) by (TEAM) |
| GOOD! 3 PTR by Cade, Jay | 07:47 | 13-16 | V 3 | |
| SUB IN : Imes, Travis | 07:47 | | | |
| SUB OUT: Ownby, Justin | 07:47 | | | |
| BLOCK by Imes, Travis | 07:45 | | | MISSED JUMPER by Ramsey, Mason |
| | 07:43 | | | REBOUND (OFF) by Ramsey, Mason |
| REBOUND (DEF) by Hopson, Hunter | 07:14 | | | MISSED LAYUP by Ramsey, Mason |
| MISSED 3 PTR by Cade, Jay | 07:05 | | | REBOUND (DEF) by Eldridge, Wade |
| REBOUND (DEF) by Hopson, Hunter | 06:49 | | | MISSED LAYUP by Ramsey, Mason |
| GOOD! LAYUP by Cade, Jay [PNT] | 06:39 | 15-16 | V 1 | |
| REBOUND (DEF) by Corum, Aaron | 06:13 | | | MISSED 3 PTR by McCoin, Brock |
| | 05:56 | | | FOUL by Eldridge, Wade (P1T2) |
| | 05:56 | | | TIMEOUT 30sec |

| | | | | |
|---|---|---|---|---|
| SUB IN : Rucker, A.J. | 05:46 | | | |
| SUB OUT: Calfee, Austin | 05:46 | | | |
| MISSED 3 PTR by Hopson, Hunter | 05:42 | | | REBOUND (DEF) by Ramsey, Mason |
| | 05:35 | 15-19 | V 4 | GOOD! 3 PTR by Jolley, Bubba |
| | 05:35 | | | ASSIST by Ramsey, Mason |
| MISSED JUMPER by Imes, Travis | 05:08 | | | REBOUND (DEF) by Hayes, Creed |
| BLOCK by Hopson, Hunter | 04:53 | | | MISSED JUMPER by Jolley, Bubba |
| REBOUND (DEF) by Hopson, Hunter | 04:49 | | | |
| FOUL by Rucker, A.J. (P3T4) | 04:42 | | | |
| SUB IN : Calfee, Austin | 04:42 | | | |
| SUB OUT: Rucker, A.J. | 04:42 | | | |
| | 04:35 | 15-21 | V 6 | GOOD! LAYUP by Eldridge, Wade [PNT] |
| GOOD! JUMPER by Corum, Aaron | 04:25 | 17-21 | V 4 | |
| | 04:04 | 17-23 | V 6 | GOOD! LAYUP by McCoin, Brock [PNT] |
| | 03:55 | | | FOUL by Ramsey, Mason (P1T3) |
| MISSED 3 PTR by Corum, Aaron | 03:47 | | | REBOUND (DEF) by (TEAM) |
| | 03:27 | 17-25 | V 8 | GOOD! JUMPER by Eldridge, Wade |
| | 03:27 | | | ASSIST by Hayes, Creed |
| MISSED 3 PTR by Hopson, Hunter | 03:10 | | | REBOUND (DEF) by Ramsey, Mason |
| | 02:55 | 17-28 | V 11 | GOOD! 3 PTR by Eldridge, Wade |
| | 02:55 | | | ASSIST by Ramsey, Mason |
| GOOD! LAYUP by Calfee, Austin [PNT] | 02:33 | 19-28 | V 9 | |
| FOUL by Calfee, Austin (P2T5) | 02:24 | | | |
| | 02:11 | 19-30 | V 11 | GOOD! JUMPER by Eldridge, Wade |
| MISSED JUMPER by Cade, Jay | 02:05 | | | REBOUND (DEF) by McCoin, Brock |
| FOUL by Hopson, Hunter (P1T6) | 01:56 | | | MISSED FT SHOT by McCoin, Brock |
| | 01:56 | | | REBOUND (OFF) by (DEADBALL) |
| REBOUND (DEF) by (TEAM) | 01:56 | | | MISSED FT SHOT by McCoin, Brock |
| GOOD! JUMPER by Corum, Aaron | 01:44 | 21-30 | V 9 | |
| FOUL by Corum, Aaron (P1T7) | 01:19 | | | |
| | 01:16 | 21-31 | V 10 | GOOD! FT SHOT by Hayes, Creed |
| | 01:16 | 21-32 | V 11 | GOOD! FT SHOT by Hayes, Creed |
| SUB IN : Ownby, Justin | 01:16 | | | |
| SUB OUT: Imes, Travis | 01:16 | | | |
| TURNOVR by Hopson, Hunter | 00:54 | | | |
| | 00:53 | | | STEAL by Eldridge, Wade |
| | 00:33 | 21-35 | V 14 | GOOD! 3 PTR by Ramsey, Mason |
| | 00:33 | | | ASSIST by Eldridge, Wade |
| TURNOVR by Imes, Travis | 00:12 | | | STEAL by McCoin, Brock |
| | 00:08 | 21-37 | V 16 | GOOD! LAYUP by Jolley, Bubba [PNT] |
| | 00:08 | | | ASSIST by McCoin, Brock |
| MISSED 3 PTR by Cade, Jay | 00:00 | | | |
| REBOUND (OFF) by (TEAM) | 00:00 | | | |

Livingston Academy 37, Gibbs 21

3rd PERIOD Play-by-Play (Page 1)

| HOME TEAM: Gibbs | TIME | SCORE | MAR | VISITORS: Livingston Academy |
|---|---|---|---|---|
| MISSED 3 PTR by Rucker, A.J. | 07:55 | | | |
| REBOUND (OFF) by Rucker, A.J. | 07:55 | | | |
| MISSED 3 PTR by Corum, Aaron | 07:45 | | | REBOUND (DEF) by Hayes, Creed |
| | 07:25 | 21-39 | V 18 | GOOD! JUMPER by Ramsey, Mason |
| | 07:25 | | | ASSIST by Hayes, Creed |
| GOOD! LAYUP by Rucker, A.J. [PNT] | 06:46 | 23-39 | V 16 | |
| ASSIST by Cade, Jay | 06:46 | | | |
| | 06:33 | | | MISSED 3 PTR by Ramsey, Mason |
| | 06:33 | | | REBOUND (OFF) by Eldridge, Wade |
| | 06:30 | | | TURNOVR by Eldridge, Wade |
| STEAL by Rucker, A.J. | 06:29 | | | |
| | 06:24 | | | FOUL by McCoin, Brock (P1T1) |
| MISSED 3 PTR by Corum, Aaron | 06:11 | | | REBOUND (DEF) by McCoin, Brock |
| FOUL by Rucker, A.J. (P4T1) | 06:08 | 23-40 | V 17 | GOOD! FT SHOT by McCoin, Brock |
| REBOUND (DEF) by Calfee, Austin | 06:08 | | | MISSED FT SHOT by McCoin, Brock |
| SUB IN : Calfee, Austin | 06:08 | | | |
| SUB OUT: Rucker, A.J. | 06:08 | | | |
| MISSED JUMPER by Ownby, Justin | 05:50 | | | REBOUND (DEF) by Ramsey, Mason |
| FOUL by Calfee, Austin (P3T2) | 05:48 | | | |
| FOUL by Hopson, Hunter (P2T3) | 05:41 | 23-41 | V 18 | GOOD! FT SHOT by McCoin, Brock |
| | 05:41 | 23-42 | V 19 | GOOD! FT SHOT by McCoin, Brock |
| SUB IN : Imes, Travis | 05:41 | | | |
| SUB OUT: Ownby, Justin | 05:41 | | | |
| TURNOVR by Cade, Jay | 05:26 | | | |
| | 05:22 | | | STEAL by McCoin, Brock |
| FOUL by Hopson, Hunter (P3T4) | 05:21 | 23-43 | V 20 | GOOD! FT SHOT by McCoin, Brock |

| | | | | |
|---|---|---|---|---|
| | 05:21 | 23-44 | V 21 | GOOD! FT SHOT by McCoin, Brock |
| | 05:04 | | | FOUL by Hayes, Creed (P2T2) |
| TURNOVR by Imes, Travis | 04:57 | | | |
| | 04:56 | | | STEAL by Ramsey, Mason |
| REBOUND (DEF) by Hopson, Hunter | 04:52 | | | MISSED LAYUP by Eldridge, Wade |
| | 04:45 | | | FOUL by Ramsey, Mason (P2T3) |
| TURNOVR by Hopson, Hunter | 04:43 | | | |
| | 04:42 | | | STEAL by Ramsey, Mason |
| FOUL TECHNCL by the bench | 04:41 | | | MISSED FT SHOT by McCoin, Brock |
| | 04:41 | | | REBOUND (OFF) by (DEADBALL) |
| | 04:41 | | | MISSED FT SHOT by McCoin, Brock |
| | 04:41 | | | REBOUND (OFF) by (DEADBALL) |
| | 04:29 | 23-46 | V 23 | GOOD! JUMPER by Ramsey, Mason [PNT] |
| FOUL by Calfee, Austin (P4T5) | 04:29 | 23-47 | V 24 | GOOD! FT SHOT by Ramsey, Mason |
| GOOD! JUMPER by Calfee, Austin | 04:19 | 25-47 | V 22 | |
| ASSIST by Cade, Jay | 04:19 | | | |
| TIMEOUT 30sec | 04:18 | | | |
| | 04:06 | | | TURNOVR by Jolley, Bubba |
| MISSED LAYUP by Corum, Aaron | 03:57 | | | |
| REBOUND (OFF) by (TEAM) | 03:57 | | | |
| TURNOVR by Rucker, A.J. | 03:52 | | | |
| | 03:24 | | | TURNOVR by McCoin, Brock |
| SUB IN : Rucker, A.J. | 03:24 | | | |
| SUB OUT: Cade, Jay | 03:24 | | | |
| GOOD! LAYUP by Rucker, A.J. [PNT] | 03:07 | 27-47 | V 20 | |
| ASSIST by Hopson, Hunter | 03:07 | | | |
| | 02:51 | 27-49 | V 22 | GOOD! LAYUP by Ramsey, Mason [PNT] |
| | 02:51 | | | ASSIST by Eldridge, Wade |
| GOOD! 3 PTR by Cade, Jay | 02:42 | 30-49 | V 19 | |
| SUB IN : Cade, Jay | 02:35 | | | |
| SUB OUT: Calfee, Austin | 02:35 | | | |
| FOUL by Rucker, A.J. (P5T6) | 02:31 | 30-50 | V 20 | GOOD! FT SHOT by McCoin, Brock |
| | 02:31 | 30-51 | V 21 | GOOD! FT SHOT by McCoin, Brock |
| SUB IN : Calfee, Austin | 02:31 | | | |
| SUB OUT: Rucker, A.J. | 02:31 | | | |
| MISSED FT SHOT by Imes, Travis | 02:22 | | | FOUL by Ramsey, Mason (P3T4) |
| REBOUND (OFF) by (DEADBALL) | 02:22 | | | |
| MISSED FT SHOT by Imes, Travis | 02:22 | | | REBOUND (DEF) by Eldridge, Wade |
| SUB IN : Ownby, Justin | 02:22 | | | SUB IN : Qualls, Kaleb |
| SUB OUT: Calfee, Austin | 02:22 | | | SUB OUT: Ramsey, Mason |
| | 01:53 | 30-54 | V 24 | GOOD! 3 PTR by Qualls, Kaleb |
| | 01:53 | | | ASSIST by McCoin, Brock |
| GOOD! JUMPER by Corum, Aaron | 01:40 | 32-54 | V 22 | |
| | 01:18 | | | FOUL by McCoin, Brock (P2T5) |
| | 01:18 | | | TURNOVR by McCoin, Brock |
| GOOD! FT SHOT by Corum, Aaron | 01:11 | 33-54 | V 21 | FOUL by Qualls, Kaleb (P1T6) |
| GOOD! FT SHOT by Corum, Aaron | 01:11 | 34-54 | V 20 | |
| REBOUND (DEF) by Corum, Aaron | 00:51 | | | MISSED 3 PTR by McCoin, Brock |
| GOOD! FT SHOT by Corum, Aaron | 00:49 | 35-54 | V 19 | FOUL by McCoin, Brock (P3T7) |
| GOOD! FT SHOT by Corum, Aaron | 00:49 | 36-54 | V 18 | |
| | 00:49 | | | SUB IN : Nivens, Trent |
| | 00:49 | | | SUB OUT: McCoin, Brock |
| REBOUND (DEF) by Ownby, Justin | 00:31 | | | MISSED JUMPER by Eldridge, Wade |
| MISSED 3 PTR by Corum, Aaron | 00:05 | | | REBOUND (DEF) by Jolley, Bubba |

Livingston Academy 54, Gibbs 36

4th PERIOD Play-by-Play (Page 1)

| HOME TEAM: Gibbs | TIME | SCORE | MAR | VISITORS: Livingston Academy |
|---|---|---|---|---|
| SUB IN : Imes, Travis | 08:00 | | | |
| SUB OUT: Rucker, A.J. | 08:00 | | | |
| REBOUND (DEF) by Corum, Aaron | 07:46 | | | MISSED 3 PTR by Jolley, Bubba |
| MISSED LAYUP by Ownby, Justin | 07:36 | | | REBOUND (DEF) by Ramsey, Mason |
| | 07:26 | 36-56 | V 20 | GOOD! LAYUP by Hayes, Creed [PNT] |
| | 07:26 | | | ASSIST by Ramsey, Mason |
| MISSED JUMPER by Hopson, Hunter | 07:15 | | | REBOUND (DEF) by Jolley, Bubba |
| | 07:05 | | | MISSED 3 PTR by McCoin, Brock |
| | 07:05 | | | REBOUND (OFF) by Hayes, Creed |
| | 06:58 | 36-58 | V 22 | GOOD! LAYUP by Ramsey, Mason [PNT] |
| FOUL by Hopson, Hunter (P4T7) | 06:58 | 36-59 | V 23 | GOOD! FT SHOT by Ramsey, Mason |
| MISSED 3 PTR by Cade, Jay | 06:52 | | | |
| REBOUND (OFF) by Corum, Aaron | 06:52 | | | |
| GOOD! 3 PTR by Hopson, Hunter | 06:47 | 39-59 | V 20 | |

| | | | |
|---|---|---|---|
| ASSIST by Corum, Aaron | 06:47 | | |
| | 06:32 | 39-61 | V 22 GOOD! LAYUP by Eldridge, Wade [PNT] |
| | 06:32 | | ASSIST by Hayes, Creed |
| FOUL by Cade, Jay (P1T8) | 06:24 | | |
| TURNOVR by Cade, Jay | 06:24 | | |
| | 06:08 | | MISSED 3 PTR by Hayes, Creed |
| | 06:08 | | REBOUND (OFF) by Ramsey, Mason |
| | 06:05 | 39-63 | V 24 GOOD! LAYUP by Ramsey, Mason [PNT] |
| GOOD! LAYUP by Corum, Aaron [PNT] | 05:50 | 41-63 | V 22 |
| TIMEOUT 30sec | 05:47 | | |
| | 05:26 | 41-65 | V 24 GOOD! LAYUP by Eldridge, Wade [PNT] |
| | 05:26 | | ASSIST by Ramsey, Mason |
| GOOD! JUMPER by Corum, Aaron | 05:15 | 43-65 | V 22 |
| FOUL by Ownby, Justin (P1T9) | 05:06 | | MISSED FT SHOT by Hayes, Creed |
| | 05:06 | | REBOUND (OFF) by (DEADBALL) |
| | 05:06 | 43-66 | V 23 GOOD! FT SHOT by Hayes, Creed |
| GOOD! JUMPER by Cade, Jay | 04:58 | 45-66 | V 21 |
| FOUL by Cade, Jay (P2T10) | 04:46 | 45-67 | V 22 GOOD! FT SHOT by McCoin, Brock |
| | 04:46 | 45-68 | V 23 GOOD! FT SHOT by McCoin, Brock |
| MISSED JUMPER by Cade, Jay | 04:38 | | |
| REBOUND (OFF) by Cade, Jay | 04:38 | | |
| MISSED FT SHOT by Cade, Jay | 04:37 | | FOUL by Eldridge, Wade (P2T8) |
| | 04:37 | | REBOUND (DEF) by Ramsey, Mason |
| | 04:28 | | TURNOVR by McCoin, Brock |
| STEAL by Imes, Travis | 04:27 | | |
| MISSED 3 PTR by Cade, Jay | 04:22 | | |
| REBOUND (OFF) by (TEAM) | 04:22 | | |
| MISSED FT SHOT by Hopson, Hunter | 04:20 | | FOUL by McCoin, Brock (P4T9) |
| | 04:20 | | REBOUND (DEF) by Ramsey, Mason |
| STEAL by Ownby, Justin | 04:12 | | TURNOVR by Jolley, Bubba |
| GOOD! FT SHOT by Corum, Aaron | 04:00 | 46-68 | V 22 FOUL by Eldridge, Wade (P3T10) |
| MISSED FT SHOT by Corum, Aaron | 04:00 | | REBOUND (DEF) by Eldridge, Wade |
| | 03:53 | 46-70 | V 24 GOOD! LAYUP by McCoin, Brock [FB/PNT] |
| MISSED 3 PTR by Corum, Aaron | 03:40 | | REBOUND (DEF) by McCoin, Brock |
| FOUL by Ownby, Justin (P2T11) | 03:33 | 46-71 | V 25 GOOD! FT SHOT by McCoin, Brock |
| REBOUND (DEF) by Hopson, Hunter | 03:33 | | MISSED FT SHOT by McCoin, Brock |
| FOUL by Cade, Jay (P3T12) | 03:15 | | MISSED FT SHOT by Eldridge, Wade |
| | 03:15 | | REBOUND (OFF) by (DEADBALL) |
| | 03:15 | 46-72 | V 26 GOOD! FT SHOT by Eldridge, Wade |
| | 03:12 | | MISSED JUMPER by Ramsey, Mason |
| | 03:12 | | REBOUND (OFF) by (TEAM) |
| MISSED 3 PTR by Cade, Jay | 03:00 | | REBOUND (DEF) by McCoin, Brock |
| | 02:55 | | TURNOVR by McCoin, Brock |
| MISSED JUMPER by Ownby, Justin | 02:40 | | REBOUND (DEF) by (TEAM) |
| | 02:17 | 46-74 | V 28 GOOD! LAYUP by Eldridge, Wade [PNT] |
| | 02:17 | | ASSIST by Ramsey, Mason |
| MISSED LAYUP by Cade, Jay | 02:07 | | REBOUND (DEF) by Ramsey, Mason |
| FOUL by Cade, Jay (P4T13) | 02:06 | 46-75 | V 29 GOOD! FT SHOT by Ramsey, Mason |
| | 02:06 | 46-76 | V 30 GOOD! FT SHOT by Ramsey, Mason |
| | 01:55 | | MISSED 3 PTR by Hollars, Peter |
| | 01:55 | | REBOUND (OFF) by Nivens, Trent |
| | 01:47 | | MISSED 3 PTR by Jolley, Mason |
| | 01:47 | | REBOUND (OFF) by (TEAM) |
| MISSED LAYUP by Hopson, Hunter | 01:40 | | |
| REBOUND (OFF) by Ownby, Justin | 01:40 | | |
| FOUL by Mills, Jonathan (P1T14) | 01:31 | | MISSED FT SHOT by Qualls, Kaleb |
| | 01:31 | | REBOUND (OFF) by (DEADBALL) |
| REBOUND (DEF) by Calfee, Austin | 01:31 | | MISSED FT SHOT by Qualls, Kaleb |
| TURNOVR by Imes, Travis | 01:24 | | |
| | 01:15 | | TURNOVR by Qualls, Kaleb |
| STEAL by Luttrell, Colby | 01:14 | | |
| MISSED 3 PTR by Mullins, Tyler | 00:59 | | |
| REBOUND (OFF) by (TEAM) | 00:59 | | |
| SUB IN : Berryman, Nate | 00:57 | | SUB IN : Nivens, Trent |
| SUB IN : Luttrell, Colby | 00:57 | | SUB IN : Linder, Dylan |
| SUB IN : Mullins, David | 00:57 | | SUB IN : Hollars, Peter |
| SUB IN : Ford, Grant | 00:57 | | SUB IN : Clark, Logan |
| SUB IN : Mullins, Tyler | 00:57 | | SUB IN : Qualls, Kaleb |
| SUB OUT: Imes, Travis | 00:57 | | SUB OUT: McCoin, Brock |
| SUB OUT: Hopson, Hunter | 00:57 | | SUB OUT: Eldridge, Wade |
| SUB OUT: Cade, Jay | 00:57 | | SUB OUT: Ramsey, Mason |
| SUB OUT: Ownby, Justin | 00:57 | | SUB OUT: Hayes, Creed |
| SUB OUT: Corum, Aaron | 00:57 | | SUB OUT: Jolley, Bubba |
| MISSED 3 PTR by Mullins, David | 00:42 | | |
| REBOUND (OFF) by Ford, Grant | 00:42 | | |
| GOOD! FT SHOT by Ford, Grant | 00:39 | 47-76 | V 29 FOUL by Clark, Logan (P1T11) |
| GOOD! FT SHOT by Ford, Grant | 00:39 | 48-76 | V 28 |

| | | | | |
|---|---|---|---|---|
| | 00:19 | | | TURNOVR by Qualls, Kaleb |
| STEAL by Berryman, Nate | 00:18 | | | |
| TURNOVR by Mullins, Tyler | 00:17 | | | |
| BLOCK by Ford, Grant | 00:11 | | | MISSED LAYUP by Nivens, Trent |
| | 00:11 | | | REBOUND (OFF) by (TEAM) |
| | 00:06 | | | TURNOVR by Nivens, Trent |
| STEAL by Mullins, Tyler | 00:05 | | | |
| MISSED LAYUP by Mullins, Tyler | 00:04 | | | REBOUND (DEF) by Linder, Dylan |
| FOUL by Mullins, David (P1T15) | 00:04 | | | MISSED FT SHOT by Linder, Dylan |
| | 00:04 | | | REBOUND (OFF) by (DEADBALL) |
| REBOUND (DEF) by Luttrell, Colby | 00:04 | | | MISSED FT SHOT by Linder, Dylan |
| GOOD! JUMPER by Ownby, Justin | 01:31 | 50-76 | V 26 | |

Livingston Academy 76, Gibbs 50

Official Basketball Box Score -- 1st Half
Livingston Academy vs Gibbs
03/14/13 1:30 PM at Murphy Center

---

VISITORS: Livingston Academy 29-8

| ## | Player Name | | TOT-FG FG-FGA | 3-PT FG-FGA | FT-FTA | REBOUNDS OF | DE | TOT | PF | TP | A | TO | BLK | S | MIN |
|---|---|---|---|---|---|---|---|---|---|---|---|---|---|---|---|
| 05 | Hayes, Creed..... | * | 0-2 | 0-1 | 2-2 | 0 | 1 | 1 | 1 | 2 | 1 | 0 | 0 | 0 | 16 |
| 21 | McCoin, Brock..... | * | 5-7 | 2-4 | 0-2 | 0 | 2 | 2 | 0 | 12 | 1 | 1 | 0 | 2 | 16 |
| 24 | Jolley, Bubba..... | * | 2-3 | 1-1 | 0-0 | 0 | 1 | 1 | 0 | 5 | 1 | 1 | 0 | 0 | 16 |
| 25 | Ramsey, Mason..... | * | 2-7 | 1-3 | 1-2 | 1 | 4 | 5 | 1 | 6 | 2 | 0 | 1 | 1 | 16 |
| 30 | Eldridge, Wade..... | * | 5-5 | 2-2 | 0-0 | 0 | 2 | 2 | 1 | 12 | 1 | 0 | 0 | 1 | 16 |
| 01 | Hollars, Peter..... | | 0-0 | 0-0 | 0-0 | 0 | 0 | 0 | 0 | 0 | 0 | 0 | 0 | 0 | 0 |
| 02 | Jolley, Mason..... | | 0-0 | 0-0 | 0-0 | 0 | 0 | 0 | 0 | 0 | 0 | 0 | 0 | 0 | 0 |
| 03 | Clark, Logan..... | | 0-0 | 0-0 | 0-0 | 0 | 0 | 0 | 0 | 0 | 0 | 0 | 0 | 0 | 0 |
| 04 | Qualls, Kaleb..... | | 0-0 | 0-0 | 0-0 | 0 | 0 | 0 | 0 | 0 | 0 | 0 | 0 | 0 | 0 |
| 23 | Nivens, Trent..... | | 0-0 | 0-0 | 0-0 | 0 | 0 | 0 | 0 | 0 | 0 | 0 | 0 | 0 | 0 |
| 35 | Linder, Dylan..... | | 0-0 | 0-0 | 0-0 | 0 | 0 | 0 | 0 | 0 | 0 | 0 | 0 | 0 | 0 |
| | TEAM..... | | | | | 1 | 2 | 3 | | | | | | | |
| | Totals..... | | 14-24 | 6-11 | 3-6 | 2 | 12 | 14 | 3 | 37 | 6 | 2 | 1 | 4 | 80 |

TOTAL FG% 1st Half: 14-24 58.3%
3-Pt. FG% 1st Half: 6-11 54.5%
F Throw % 1st Half: 3-6 50.0%

---

HOME TEAM: Gibbs 25-9

| ## | Player Name | | TOT-FG FG-FGA | 3-PT FG-FGA | FT-FTA | REBOUNDS OF | DE | TOT | PF | TP | A | TO | BLK | S | MIN |
|---|---|---|---|---|---|---|---|---|---|---|---|---|---|---|---|
| 01 | Corum, Aaron..... | * | 3-5 | 1-3 | 0-0 | 0 | 3 | 3 | 1 | 7 | 0 | 1 | 0 | 0 | 16 |
| 02 | Ownby, Justin..... | * | 0-3 | 0-2 | 0-0 | 1 | 0 | 1 | 0 | 0 | 0 | 0 | 0 | 0 | 6 |
| 05 | Rucker, A.J..... | * | 0-0 | 0-0 | 0-0 | 0 | 1 | 1 | 3 | 0 | 0 | 2 | 0 | 0 | 7 |
| 14 | Cade, Jay..... | * | 4-9 | 2-5 | 0-0 | 0 | 1 | 1 | 0 | 10 | 0 | 0 | 0 | 0 | 16 |
| 24 | Hopson, Hunter..... | * | 1-5 | 0-2 | 0-0 | 2 | 3 | 5 | 1 | 2 | 1 | 1 | 1 | 0 | 16 |
| 03 | Imes, Travis..... | | 0-1 | 0-0 | 0-0 | 0 | 0 | 0 | 0 | 0 | 0 | 1 | 1 | 0 | 10 |
| 10 | Berryman, Nate..... | | 0-0 | 0-0 | 0-0 | 0 | 0 | 0 | 0 | 0 | 0 | 0 | 0 | 0 | 0 |
| 20 | Calfee, Austin..... | | 1-2 | 0-0 | 0-0 | 0 | 0 | 0 | 2 | 2 | 0 | 0 | 0 | 0 | 9 |
| 23 | Mills, Jonathan..... | | 0-0 | 0-0 | 0-0 | 0 | 0 | 0 | 0 | 0 | 0 | 0 | 0 | 0 | 0 |
| 30 | Luttrell, Colby..... | | 0-0 | 0-0 | 0-0 | 0 | 0 | 0 | 0 | 0 | 0 | 0 | 0 | 0 | 0 |
| 32 | Mullins, David..... | | 0-0 | 0-0 | 0-0 | 0 | 0 | 0 | 0 | 0 | 0 | 0 | 0 | 0 | 0 |
| 34 | Ford, Grant..... | | 0-0 | 0-0 | 0-0 | 0 | 0 | 0 | 0 | 0 | 0 | 0 | 0 | 0 | 0 |
| 44 | Mullins, Tyler..... | | 0-0 | 0-0 | 0-0 | 0 | 0 | 0 | 0 | 0 | 0 | 0 | 0 | 0 | 0 |
| | TEAM..... | | | | | 1 | 1 | 2 | | | | | | | |
| | Totals..... | | 9-25 | 3-12 | 0-0 | 4 | 9 | 13 | 7 | 21 | 1 | 5 | 2 | 0 | 80 |

TOTAL FG% 1st Half: 9-25 36.0%
3-Pt. FG% 1st Half: 3-12 25.0%
F Throw % 1st Half: 0-0 0.0%

---

Officials: Jeremy Hall, David Mason, Lawson Watson
Technical fouls: Livingston Academy-None. Gibbs-None.
Attendance:

| Score by Periods | 1st | 2nd |
|---|---|---|
| Livingston Academy..... | 16 | 21 |
| Gibbs..... | 10 | 11 |

Official Basketball Box Score -- 2nd Half
Livingston Academy vs Gibbs
03/14/13 1:30 PM at Murphy Center

---

VISITORS: Livingston Academy 29-8

| ## | Player Name | | TOT-FG FG-FGA | 3-PT FG-FGA | FT-FTA | REBOUNDS OF | DE | TOT | PF | TP | A | TO | BLK | S | MIN |
|---|---|---|---|---|---|---|---|---|---|---|---|---|---|---|---|
| 05 | Hayes, Creed..... | * | 1-2 | 0-1 | 1-2 | 1 | 1 | 2 | 1 | 3 | 2 | 0 | 0 | 0 | 15 |
| 21 | McCoin, Brock..... | * | 1-3 | 0-2 | 10-14 | 0 | 3 | 3 | 4 | 12 | 1 | 4 | 0 | 1 | 14 |
| 24 | Jolley, Bubba..... | * | 0-1 | 0-1 | 0-0 | 0 | 2 | 2 | 0 | 0 | 0 | 2 | 0 | 0 | 15 |
| 25 | Ramsey, Mason..... | * | 5-7 | 0-1 | 4-4 | 1 | 5 | 6 | 2 | 14 | 3 | 0 | 0 | 2 | 13 |
| 30 | Eldridge, Wade..... | * | 3-5 | 0-0 | 1-2 | 1 | 2 | 3 | 2 | 7 | 1 | 1 | 0 | 0 | 15 |
| 01 | Hollars, Peter..... | | 0-1 | 0-1 | 0-0 | 0 | 0 | 0 | 0 | 0 | 0 | 0 | 0 | 0 | 1 |
| 02 | Jolley, Mason..... | | 0-1 | 0-1 | 0-0 | 0 | 0 | 0 | 0 | 0 | 0 | 0 | 0 | 0 | 0 |
| 03 | Clark, Logan..... | | 0-0 | 0-0 | 0-0 | 0 | 0 | 0 | 1 | 0 | 0 | 0 | 0 | 0 | 1 |
| 04 | Qualls, Kaleb..... | | 1-1 | 1-1 | 0-2 | 0 | 0 | 0 | 1 | 3 | 0 | 2 | 0 | 0 | 3 |
| 23 | Nivens, Trent..... | | 0-1 | 0-0 | 0-0 | 1 | 0 | 1 | 0 | 0 | 0 | 1 | 0 | 0 | 2 |
| 35 | Linder, Dylan..... | | 0-0 | 0-0 | 0-2 | 0 | 1 | 1 | 0 | 0 | 0 | 0 | 0 | 0 | 1 |
| | TEAM..... | | | | | 3 | 1 | 4 | | | | | | | |
| | Totals..... | | 11-22 | 1-8 | 16-26 | 7 | 15 | 22 | 11 | 39 | 7 | 10 | 0 | 3 | 80 |

TOTAL FG% 1st Half: 0-0 0.0% 2nd Half: 11-22 50.0% Game: 50.0%
3-Pt. FG% 1st Half: 0-0 0.0% 2nd Half: 1-8 12.5% Game: 12.5%
F Throw % 1st Half: 0-0 0.0% 2nd Half: 16-26 61.5% Game: 61.5%

---

HOME TEAM: Gibbs 25-9

| ## | Player Name | | TOT-FG FG-FGA | 3-PT FG-FGA | FT-FTA | REBOUNDS OF | DE | TOT | PF | TP | A | TO | BLK | S | MIN |
|---|---|---|---|---|---|---|---|---|---|---|---|---|---|---|---|
| 01 | Corum, Aaron..... | * | 3-8 | 0-4 | 5-6 | 1 | 2 | 3 | 0 | 11 | 1 | 0 | 0 | 0 | 15 |
| 02 | Ownby, Justin..... | * | 1-4 | 0-0 | 0-0 | 1 | 1 | 2 | 2 | 2 | 0 | 0 | 0 | 1 | 11 |
| 05 | Rucker, A.J..... | * | 2-3 | 0-1 | 0-0 | 1 | 0 | 1 | 2 | 4 | 0 | 1 | 0 | 1 | 3 |
| 14 | Cade, Jay..... | * | 2-7 | 1-4 | 0-1 | 1 | 0 | 1 | 4 | 5 | 2 | 2 | 0 | 0 | 14 |
| 24 | Hopson, Hunter..... | * | 1-3 | 1-1 | 0-1 | 0 | 2 | 2 | 3 | 3 | 1 | 1 | 0 | 0 | 15 |
| 03 | Imes, Travis..... | | 0-0 | 0-0 | 0-2 | 0 | 0 | 0 | 0 | 0 | 0 | 2 | 0 | 1 | 13 |
| 10 | Berryman, Nate..... | | 0-0 | 0-0 | 0-0 | 0 | 0 | 0 | 0 | 0 | 0 | 0 | 0 | 1 | 1 |
| 20 | Calfee, Austin..... | | 1-1 | 0-0 | 0-0 | 0 | 2 | 2 | 2 | 2 | 0 | 0 | 0 | 0 | 4 |
| 23 | Mills, Jonathan..... | | 0-0 | 0-0 | 0-0 | 0 | 0 | 0 | 1 | 0 | 0 | 0 | 0 | 0 | 0 |
| 30 | Luttrell, Colby..... | | 0-0 | 0-0 | 0-0 | 0 | 1 | 1 | 0 | 0 | 0 | 0 | 0 | 1 | 1 |
| 32 | Mullins, David..... | | 0-1 | 0-1 | 0-0 | 0 | 0 | 0 | 1 | 0 | 0 | 0 | 0 | 0 | 1 |
| 34 | Ford, Grant..... | | 0-0 | 0-0 | 2-2 | 1 | 0 | 1 | 0 | 2 | 0 | 0 | 1 | 0 | 1 |
| 44 | Mullins, Tyler..... | | 0-2 | 0-1 | 0-0 | 0 | 0 | 0 | 0 | 0 | 0 | 1 | 0 | 1 | 1 |
| | TEAM..... | | | | | 3 | | 3 | | | | | | | |
| | Totals..... | | 10-29 | 2-12 | 7-12 | 8 | 8 | 16 | 15 | 29 | 4 | 7 | 1 | 6 | 80 |

TOTAL FG% 1st Half: 0-0 0.0% 2nd Half: 10-29 34.5% Game: 34.5%
3-Pt. FG% 1st Half: 0-0 0.0% 2nd Half: 2-12 16.7% Game: 16.7%
F Throw % 1st Half: 0-0 0.0% 2nd Half: 7-12 58.3% Game: 58.3%

---

Officials: Jeremy Hall, David Mason, Lawson Watson
Technical fouls: Livingston Academy-None. Gibbs-TEAM.
Attendance:

| Score by Periods | 1st | 2nd | 3rd | 4th |
|---|---|---|---|---|
| Livingston Academy..... | 16 | 21 | 17 | 22 |
| Gibbs..... | 10 | 11 | 15 | 14 |

Newspaper Box Score
Livingston Academy vs Gibbs
03/14/13 1:30 PM at Murphy Center
At Murphy Center
LIVINGSTON ACADEMY 76, GIBBS 50
LIVINGSTON ACADEMY (29-8)
McCoin, Brock 6-10 10-16 24; Ramsey, Mason 7-14 5-6 20; Eldridge, Wade 8-10 1-2 19; Hayes, Creed 1-4 3-4 5; Jolley, Bubba 2-4 0-0 5; Qualls, Kaleb 1-1 0-2 3; Linder, Dylan 0-0 0-2 0; Nivens, Trent 0-1 0-0 0; Clark, Logan 0-0 0-0 0; Jolley, Mason 0-1 0-0 0; Hollars, Peter 0-1 0-0 0. Totals 25-46 19-32 76.
GIBBS (25-9)
Corum, Aaron 6-13 5-6 18; Cade, Jay 6-16 0-1 15; Hopson, Hunter 2-8 0-1 5; Rucker, A.J. 2-3 0-0 4; Calfee, Austin 2-3 0-0 4; Ford, Grant 0-0 2-2 2; Ownby, Justin 1-7 0-0 2; Mullins, Tyler 0-2 0-0 0; Mullins, David 0-1 0-0 0; Luttrell, Colby 0-0 0-0 0; Mills, Jonathan 0-0 0-0 0; Berryman, Nate 0-0 0-0 0; Imes, Travis 0-1 0-2 0. Totals 19-54 7-12 50.

| | | | | | | |
|---|---|---|---|---|---|---|
| Livingston Academy..... | 16 | 21 | 17 | 22 | - | 76 |
| Gibbs..... | 10 | 11 | 15 | 14 | - | 50 |

3-point goals--Livingston Academy 7-19 (Eldridge, Wade 2-2; McCoin, Brock 2-6; Ramsey, Mason 1-4; Qualls, Kaleb 1-1; Jolley, Bubba 1-2; Jolley, Mason 0-1; Hollars, Peter 0-1; Hayes, Creed 0-2), Gibbs 5-24 (Cade, Jay 3-9; Hopson, Hunter 1-3; Corum, Aaron 1-7; Ownby, Justin 0-2; Mullins, Tyler 0-1; Mullins, David 0-1; Rucker, A.J. 0-1). Fouled out--Livingston Academy-None, Gibbs-Rucker, A.J.. Rebounds--Livingston Academy 36 (Ramsey, Mason 11), Gibbs 29 (Hopson, Hunter 7). Assists--Livingston Academy 13 (Ramsey, Mason 5), Gibbs 5 (Cade, Jay 2; Hopson, Hunter 2). Total fouls--Livingston Academy 14, Gibbs 22. Technical fouls--Livingston Academy-None, Gibbs-TEAM.

Livingston Academy vs Gibbs (03/14/13 - Period 4 00:00)

| POINTS OFF TURNOVERS | 1 | 2 | 3 | 4 | - | Tot |
|---|---|---|---|---|---|---|
| Livingston Academy..... | 3 | 5 | 5 | 2 | - | 15 |
| Gibbs..... | 3 | 0 | 4 | 3 | - | 10 |

| POINTS IN PAINT | 1 | 2 | 3 | 4 | - | Tot |
|---|---|---|---|---|---|---|
| Livingston Academy..... | 4 | 6 | 4 | 14 | - | 28 |
| Gibbs..... | 2 | 4 | 4 | 2 | - | 12 |

| 2ND CHANCE POINTS | 1 | 2 | 3 | 4 | - | Tot |
|---|---|---|---|---|---|---|
| Livingston Academy..... | 0 | 0 | 0 | 5 | - | 5 |
| Gibbs..... | 2 | 0 | 0 | 5 | - | 7 |

| FAST BREAK POINTS | 1 | 2 | 3 | 4 | - | Tot |
|---|---|---|---|---|---|---|
| Livingston Academy..... | 0 | 0 | 0 | 2 | - | 2 |
| Gibbs..... | 0 | 0 | 0 | 0 | - | 0 |

| BENCH POINTS | 1 | 2 | 3 | 4 | - | Tot |
|---|---|---|---|---|---|---|
| Livingston Academy..... | 0 | 0 | 3 | 0 | - | 3 |
| Gibbs..... | 0 | 2 | 2 | 2 | - | 6 |

| SCORE TIED BY | 1 | 2 | 3 | 4 | - | Tot |
|---|---|---|---|---|---|---|
| Livingston Academy..... | 1 | 0 | 0 | 0 | - | 1 |
| Gibbs..... | 0 | 0 | 0 | 0 | - | 0 |

| LEAD GAINED BY | 1 | 2 | 3 | 4 | - | Tot |
|---|---|---|---|---|---|---|
| Livingston Academy..... | 1 | 0 | 0 | 0 | - | 1 |
| Gibbs..... | 0 | 0 | 0 | 0 | - | 0 |

Official Basketball Box Score
Christ Presbyterian vs Livingston Academy
03/15/13 5:00pm at Murphy Center, Murfreesboro, Tenn.

---

VISITORS: Christ Presbyterian 36-2

| ## | Player Name | | TOT-FG FG-FGA | 3-PT FG-FGA | FT-FTA | REBOUNDS OF | DE | TOT | PF | TP | A | TO | BLK | S | MIN |
|---|---|---|---|---|---|---|---|---|---|---|---|---|---|---|---|
| 01 | Bonds, Braxton..... | * | 2-7 | 0-1 | 0-2 | 2 | 5 | 7 | 0 | 4 | 5 | 2 | 0 | 2 | 32 |
| 11 | Blackwell, Braxton.. | * | 3-7 | 0-0 | 0-1 | 3 | 9 | 12 | 2 | 6 | 1 | 3 | 0 | 0 | 30 |
| 20 | Richard, Thomas..... | * | 3-3 | 1-1 | 1-2 | 1 | 0 | 1 | 1 | 8 | 5 | 0 | 1 | 2 | 23 |
| 21 | Lindsey, Jalen..... | * | 10-19 | 1-3 | 4-4 | 6 | 10 | 16 | 0 | 25 | 0 | 2 | 1 | 0 | 31 |
| 23 | Allsmiller, Jake.... | * | 3-12 | 3-11 | 0-0 | 0 | 1 | 1 | 1 | 9 | 1 | 1 | 0 | 2 | 29 |
| 02 | Spann, Coleman..... | | 2-4 | 0-1 | 1-2 | 0 | 0 | 0 | 2 | 5 | 3 | 0 | 0 | 0 | 6 |
| 05 | Manuel, Andrew..... | | 1-1 | 0-0 | 0-0 | 0 | 0 | 0 | 0 | 2 | 0 | 0 | 0 | 1 | 1 |
| 50 | Howell, Parker..... | | 1-1 | 0-0 | 2-2 | 1 | 0 | 1 | 2 | 4 | 0 | 0 | 1 | 0 | 8 |
| | TEAM..... | | | | | | | | | | | 1 | | | |
| | Totals..... | | 25-54 | 5-17 | 8-13 | 13 | 25 | 38 | 8 | 63 | 15 | 9 | 3 | 7 | 160 |

TOTAL FG% 1st Half: 10-29 34.5% 2nd Half: 15-25 60.0% Game: 46.3% DEADB
3-Pt. FG% 1st Half: 1-10 10.0% 2nd Half: 4-7 57.1% Game: 29.4% REBS
F Throw % 1st Half: 6-6 100 % 2nd Half: 2-7 28.6% Game: 61.5% 4

---

HOME TEAM: Livingston Academy 29-9

| ## | Player Name | | TOT-FG FG-FGA | 3-PT FG-FGA | FT-FTA | REBOUNDS OF | DE | TOT | PF | TP | A | TO | BLK | S | MIN |
|---|---|---|---|---|---|---|---|---|---|---|---|---|---|---|---|
| 05 | Hayes, Creed..... | * | 0-1 | 0-1 | 0-0 | 0 | 1 | 1 | 2 | 0 | 1 | 0 | 0 | 1 | 32 |
| 21 | McCoin, Brock..... | * | 8-15 | 6-11 | 0-1 | 2 | 2 | 4 | 4 | 22 | 1 | 4 | 0 | 1 | 32 |
| 24 | Jolley, Bubba..... | * | 2-6 | 2-6 | 0-0 | 1 | 4 | 5 | 1 | 6 | 2 | 1 | 0 | 0 | 32 |
| 25 | Ramsey, Mason..... | * | 6-21 | 2-10 | 2-2 | 3 | 5 | 8 | 2 | 16 | 6 | 2 | 1 | 0 | 32 |
| 30 | Eldridge, Wade..... | * | 2-7 | 0-2 | 0-0 | 1 | 4 | 5 | 4 | 4 | 0 | 3 | 0 | 2 | 29 |
| 04 | Qualls, Kaleb..... | | 0-0 | 0-0 | 0-0 | 0 | 1 | 1 | 0 | 0 | 1 | 0 | 0 | 0 | 3 |
| | TEAM..... | | | | | 1 | | 1 | | | | 1 | | | |
| | Totals..... | | 18-50 | 10-30 | 2-3 | 8 | 17 | 25 | 13 | 48 | 11 | 11 | 1 | 4 | 160 |

TOTAL FG% 1st Half: 11-25 44.0% 2nd Half: 7-25 28.0% Game: 36.0% DEADB
3-Pt. FG% 1st Half: 4-10 40.0% 2nd Half: 6-20 30.0% Game: 33.3% REBS
F Throw % 1st Half: 0-1 0.0% 2nd Half: 2-2 100 % Game: 66.7% 0

---

Officials: Jason Brown, Chris McDaniel, Dwight Porter
Technical fouls: Christ Presbyterian-None. Livingston Academy-McCoin, Brock.
Attendance:

| Score by Periods | 1st | 2nd | 3rd | 4th | | Total |
|---|---|---|---|---|---|---|
| Christ Presbyterian..... | 13 | 14 | 21 | 15 | - | 63 |
| Livingston Academy..... | 15 | 11 | 10 | 12 | - | 48 |

Play-by-Play
Christ Presbyterian vs Livingston Academy
03/15/13 5:00pm at Murphy Center, Murfreesboro, Tenn.

1st PERIOD Play-by-Play (Page 1)

| HOME TEAM: Livingston Academy | TIME | SCORE | MAR | VISITORS: Christ Presbyterian |
|---|---|---|---|---|
| REBOUND (DEF) by Eldridge, Wade | 07:23 | | | MISSED JUMPER by Lindsey, Jalen |
| MISSED 3 PTR by Hayes, Creed | 07:15 | | | REBOUND (DEF) by Blackwell, Braxton |
| REBOUND (DEF) by Hayes, Creed | 07:00 | | | MISSED 3 PTR by Allsmiller, Jake |
| GOOD! 3 PTR by Ramsey, Mason | 06:49 | 3-0 | H 3 | |
| ASSIST by Jolley, Bubba | 06:49 | | | |
| FOUL by Eldridge, Wade (P1T1) | 06:31 | | | |
| FOUL by Ramsey, Mason (P1T2) | 06:27 | 3-1 | H 2 | GOOD! FT SHOT by Lindsey, Jalen |
| | 06:27 | 3-2 | H 1 | GOOD! FT SHOT by Lindsey, Jalen |
| | 06:20 | | | FOUL by Blackwell, Braxton (P1T1) |
| GOOD! JUMPER by Ramsey, Mason | 06:03 | 5-2 | H 3 | |
| ASSIST by Jolley, Bubba | 06:03 | | | |
| | 05:37 | | | MISSED 3 PTR by Allsmiller, Jake |
| | 05:37 | | | REBOUND (OFF) by Bonds, Braxton |
| REBOUND (DEF) by Eldridge, Wade | 05:32 | | | MISSED JUMPER by Blackwell, Braxton |
| TURNOVR by Ramsey, Mason | 05:16 | | | |
| | 05:15 | | | STEAL by Bonds, Braxton |
| | 05:09 | | | TURNOVR by Lindsey, Jalen |
| GOOD! JUMPER by Ramsey, Mason | 04:49 | 7-2 | H 5 | |
| ASSIST by Hayes, Creed | 04:49 | | | |
| REBOUND (DEF) by Eldridge, Wade | 04:32 | | | MISSED JUMPER by Blackwell, Braxton |
| MISSED 3 PTR by Ramsey, Mason | 04:17 | | | |
| REBOUND (OFF) by Jolley, Bubba | 04:17 | | | |
| TURNOVR by Jolley, Bubba | 04:09 | | | STEAL by Allsmiller, Jake |
| FOUL by Jolley, Bubba (P1T3) | 04:09 | | | |
| | 04:09 | | | SUB IN : Howell, Parker |
| | 04:09 | | | SUB OUT: Blackwell, Braxton |
| | 03:52 | 7-5 | H 2 | GOOD! 3 PTR by Lindsey, Jalen |
| | 03:52 | | | ASSIST by Bonds, Braxton |
| MISSED JUMPER by Ramsey, Mason | 03:35 | | | REBOUND (DEF) by Bonds, Braxton |
| | 03:27 | 7-7 | T 1 | GOOD! JUMPER by Lindsey, Jalen [PNT] |
| | 03:27 | | | ASSIST by Bonds, Braxton |
| TURNOVR by Eldridge, Wade | 03:14 | | | |
| | 03:13 | | | STEAL by Richard, Thomas |
| | 03:12 | 7-9 | V 2 | GOOD! DUNK by Lindsey, Jalen [FB/PNT] |
| | 03:12 | | | ASSIST by Richard, Thomas |
| TURNOVR by McCoin, Brock | 03:01 | | | |
| | 03:01 | | | SUB IN : Spann, Coleman |
| | 03:01 | | | SUB OUT: Allsmiller, Jake |
| | 02:51 | | | MISSED 3 PTR by Lindsey, Jalen |
| | 02:51 | | | REBOUND (OFF) by Howell, Parker |
| FOUL by Eldridge, Wade (P2T4) | 02:50 | 7-10 | V 3 | GOOD! FT SHOT by Howell, Parker |
| | 02:50 | 7-11 | V 4 | GOOD! FT SHOT by Howell, Parker |
| | 02:50 | | | FOUL by Spann, Coleman (P1T2) |
| SUB IN : Qualls, Kaleb | 02:50 | | | SUB IN : Blackwell, Braxton |
| SUB OUT: Eldridge, Wade | 02:50 | | | SUB OUT: Richard, Thomas |
| MISSED 3 PTR by Ramsey, Mason | 02:41 | | | REBOUND (DEF) by Lindsey, Jalen |
| | 02:33 | 7-13 | V 6 | GOOD! LAYUP by Howell, Parker [PNT] |
| | 02:33 | | | ASSIST by Spann, Coleman |
| GOOD! LAYUP by McCoin, Brock [PNT] | 02:16 | 9-13 | V 4 | |
| MISSED FT SHOT by McCoin, Brock | 02:16 | | | FOUL by Howell, Parker (P1T3) |
| | 02:16 | | | REBOUND (DEF) by Lindsey, Jalen |
| | 02:16 | | | SUB IN : Allsmiller, Jake |
| | 02:16 | | | SUB OUT: Spann, Coleman |
| REBOUND (DEF) by Qualls, Kaleb | 02:05 | | | MISSED 3 PTR by Lindsey, Jalen |
| GOOD! 3 PTR by Jolley, Bubba | 01:55 | 12-13 | V 1 | |
| ASSIST by Ramsey, Mason | 01:55 | | | |
| REBOUND (DEF) by Ramsey, Mason | 01:48 | | | MISSED LAYUP by Bonds, Braxton |
| MISSED JUMPER by McCoin, Brock | 01:23 | | | |
| REBOUND (OFF) by Ramsey, Mason | 01:23 | | | |
| MISSED JUMPER by Ramsey, Mason | 01:20 | | | |
| REBOUND (OFF) by Ramsey, Mason | 01:20 | | | |
| MISSED JUMPER by Ramsey, Mason | 01:20 | | | BLOCK by Howell, Parker |
| REBOUND (OFF) by (TEAM) | 01:20 | | | |
| | 01:20 | | | SUB IN : Manuel, Andrew |
| | 01:20 | | | SUB IN : Richard, Thomas |
| | 01:20 | | | SUB OUT: Howell, Parker |
| | 01:20 | | | SUB OUT: Lindsey, Jalen |
| GOOD! 3 PTR by McCoin, Brock | 00:50 | 15-13 | H 2 | |
| ASSIST by Qualls, Kaleb | 00:50 | | | |

| | | | | |
|---|---|---|---|---|
| REBOUND (DEF) by Jolley, Bubba | 00:02 | | | MISSED 3 PTR by Allsmiller, Jake |

Livingston Academy 15, Christ Presbyterian 13

2nd PERIOD Play-by-Play (Page 1)

| HOME TEAM: Livingston Academy | TIME | SCORE | MAR | VISITORS: Christ Presbyterian |
|---|---|---|---|---|
| MISSED 3 PTR by McCoin, Brock | 07:31 | | | REBOUND (DEF) by Blackwell, Braxton |
| FOUL by McCoin, Brock (P1T5) | 07:27 | | | |
| | 07:26 | 15-14 | H 1 | GOOD! FT SHOT by Lindsey, Jalen |
| | 07:26 | 15-15 | T 2 | GOOD! FT SHOT by Lindsey, Jalen |
| TURNOVR by (TEAM) | 07:26 | | | |
| REBOUND (DEF) by McCoin, Brock | 07:08 | | | MISSED JUMPER by Lindsey, Jalen |
| MISSED 3 PTR by Jolley, Bubba | 06:59 | | | REBOUND (DEF) by Blackwell, Braxton |
| | 06:51 | | | MISSED 3 PTR by Allsmiller, Jake |
| | 06:51 | | | REBOUND (OFF) by Blackwell, Braxton |
| | 06:47 | 15-17 | V 2 | GOOD! DUNK by Blackwell, Braxton [PNT] |
| MISSED 3 PTR by Eldridge, Wade | 06:36 | | | |
| REBOUND (OFF) by Ramsey, Mason | 06:36 | | | |
| GOOD! LAYUP by Ramsey, Mason [PNT] | 06:33 | 17-17 | T 3 | |
| REBOUND (DEF) by Jolley, Bubba | 06:09 | | | MISSED 3 PTR by Allsmiller, Jake |
| GOOD! 3 PTR by McCoin, Brock | 05:54 | 20-17 | H 3 | |
| ASSIST by Ramsey, Mason | 05:54 | | | |
| | 05:39 | | | MISSED 3 PTR by Bonds, Braxton |
| | 05:39 | | | REBOUND (OFF) by Richard, Thomas |
| | 05:35 | 20-19 | H 1 | GOOD! JUMPER by Lindsey, Jalen |
| | 05:35 | | | ASSIST by Richard, Thomas |
| MISSED JUMPER by Ramsey, Mason | 05:17 | | | REBOUND (DEF) by Blackwell, Braxton |
| STEAL by Eldridge, Wade | 05:10 | | | TURNOVR by Blackwell, Braxton |
| TURNOVR by Eldridge, Wade | 05:07 | | | |
| | 05:05 | | | SUB IN : Spann, Coleman |
| | 05:05 | | | SUB IN : Howell, Parker |
| | 05:05 | | | SUB OUT: Richard, Thomas |
| | 05:05 | | | SUB OUT: Allsmiller, Jake |
| REBOUND (DEF) by Eldridge, Wade | 04:43 | | | MISSED JUMPER by Lindsey, Jalen |
| | 04:11 | | | FOUL by Howell, Parker (P2T4) |
| GOOD! JUMPER by Eldridge, Wade | 04:11 | 22-19 | H 3 | |
| ASSIST by McCoin, Brock | 04:11 | | | |
| REBOUND (DEF) by Ramsey, Mason | 03:52 | | | MISSED 3 PTR by Spann, Coleman |
| MISSED JUMPER by McCoin, Brock | 03:36 | | | REBOUND (DEF) by Lindsey, Jalen |
| REBOUND (DEF) by Ramsey, Mason | 03:28 | | | MISSED LAYUP by Bonds, Braxton |
| MISSED JUMPER by Ramsey, Mason | 03:15 | | | REBOUND (DEF) by Lindsey, Jalen |
| | 03:10 | 22-21 | H 1 | GOOD! LAYUP by Spann, Coleman [PNT] |
| FOUL by McCoin, Brock (P2T6) | 02:54 | | | |
| FOUL TECHNCL by McCoin, Brock | 02:54 | | | |
| TIMEOUT 30sec | 02:54 | | | |
| | 02:54 | | | SUB IN : Allsmiller, Jake |
| | 02:54 | | | SUB OUT: Spann, Coleman |
| | 02:44 | | | TURNOVR by Bonds, Braxton |
| STEAL by McCoin, Brock | 02:43 | | | |
| TURNOVR by McCoin, Brock | 02:42 | | | |
| | 02:41 | | | STEAL by Manuel, Andrew |
| | 02:35 | 22-23 | V 1 | GOOD! JUMPER by Manuel, Andrew |
| TURNOVR by McCoin, Brock | 02:32 | | | |
| | 02:31 | | | STEAL by Bonds, Braxton |
| | 02:28 | 22-25 | V 3 | GOOD! LAYUP by Bonds, Braxton [PNT] |
| MISSED LAYUP by Ramsey, Mason | 02:05 | | | REBOUND (DEF) by Lindsey, Jalen |
| | 01:59 | 22-27 | V 5 | GOOD! JUMPER by Bonds, Braxton |
| TURNOVR by Ramsey, Mason | 01:48 | | | |
| | 01:47 | | | STEAL by Allsmiller, Jake |
| REBOUND (DEF) by Jolley, Bubba | 01:44 | | | MISSED LAYUP by Bonds, Braxton |
| GOOD! JUMPER by Ramsey, Mason [PNT] | 01:34 | 24-27 | V 3 | |
| REBOUND (DEF) by Jolley, Bubba | 00:36 | | | MISSED LAYUP by Spann, Coleman |
| | 00:27 | | | SUB IN : Spann, Coleman |
| | 00:27 | | | SUB IN : Manuel, Andrew |
| | 00:27 | | | SUB OUT: Blackwell, Braxton |
| | 00:27 | | | SUB OUT: Howell, Parker |
| GOOD! JUMPER by Eldridge, Wade | 00:10 | 26-27 | V 1 | |
| ASSIST by Ramsey, Mason | 00:10 | | | |
| | 00:00 | | | MISSED JUMPER by Lindsey, Jalen |
| | 00:00 | | | REBOUND (OFF) by Lindsey, Jalen |

Christ Presbyterian 27, Livingston Academy 26

3rd PERIOD Play-by-Play (Page 1)

| HOME TEAM: Livingston Academy | TIME | SCORE | MAR | VISITORS: Christ Presbyterian |
|---|---|---|---|---|
| BLOCK by Ramsey, Mason | 07:44 | | | MISSED 3 PTR by Allsmiller, Jake |
| REBOUND (DEF) by McCoin, Brock | 07:42 | | | |
| MISSED JUMPER by Eldridge, Wade | 07:14 | | | BLOCK by Lindsey, Jalen |
| | 07:12 | | | REBOUND (DEF) by Bonds, Braxton |
| | 07:09 | 26-29 | V 3 | GOOD! LAYUP by Richard, Thomas [PNT] |
| | 07:09 | | | ASSIST by Bonds, Braxton |
| GOOD! 3 PTR by Ramsey, Mason | 06:53 | 29-29 | T 4 | |
| | 06:38 | | | TURNOVR by Bonds, Braxton |
| MISSED 3 PTR by Ramsey, Mason | 06:32 | | | REBOUND (DEF) by Blackwell, Braxton |
| | 06:15 | 29-31 | V 2 | GOOD! JUMPER by Lindsey, Jalen |
| | 06:15 | | | ASSIST by Richard, Thomas |
| MISSED 3 PTR by Eldridge, Wade | 06:05 | | | REBOUND (DEF) by Blackwell, Braxton |
| | 05:53 | 29-33 | V 4 | GOOD! LAYUP by Blackwell, Braxton [PNT] |
| | 05:53 | | | ASSIST by Richard, Thomas |
| MISSED LAYUP by Eldridge, Wade | 05:36 | | | |
| REBOUND (OFF) by Eldridge, Wade | 05:36 | | | |
| MISSED JUMPER by Eldridge, Wade | 05:33 | | | REBOUND (DEF) by Bonds, Braxton |
| | 05:23 | | | MISSED 3 PTR by Allsmiller, Jake |
| | 05:23 | | | REBOUND (OFF) by Lindsey, Jalen |
| | 05:21 | 29-35 | V 6 | GOOD! DUNK by Lindsey, Jalen [PNT] |
| | 05:21 | | | TIMEOUT TEAM |
| GOOD! 3 PTR by McCoin, Brock | 04:38 | 32-35 | V 3 | |
| ASSIST by Ramsey, Mason | 04:38 | | | |
| | 04:21 | 32-37 | V 5 | GOOD! DUNK by Lindsey, Jalen [PNT] |
| | 04:14 | | | SUB IN : Spann, Coleman |
| | 04:14 | | | SUB OUT: Richard, Thomas |
| TURNOVR by Eldridge, Wade | 04:00 | | | |
| | 03:37 | 32-39 | V 7 | GOOD! LAYUP by Blackwell, Braxton [PNT] |
| | 03:37 | | | ASSIST by Spann, Coleman |
| | 03:29 | | | FOUL by Allsmiller, Jake (P1T1) |
| MISSED 3 PTR by Jolley, Bubba | 03:03 | | | REBOUND (DEF) by Bonds, Braxton |
| FOUL by McCoin, Brock (P3T1) | 02:56 | | | |
| | 02:55 | 32-41 | V 9 | GOOD! LAYUP by Spann, Coleman [PNT] |
| | 02:55 | | | ASSIST by Bonds, Braxton |
| GOOD! FT SHOT by Ramsey, Mason | 02:16 | 33-41 | V 8 | FOUL by Spann, Coleman (P2T2) |
| GOOD! FT SHOT by Ramsey, Mason | 02:16 | 34-41 | V 7 | |
| | 01:55 | | | MISSED JUMPER by Blackwell, Braxton |
| | 01:55 | | | REBOUND (OFF) by Blackwell, Braxton |
| | 01:48 | 34-44 | V 10 | GOOD! 3 PTR by Allsmiller, Jake |
| | 01:48 | | | ASSIST by Spann, Coleman |
| GOOD! JUMPER by McCoin, Brock | 01:24 | 36-44 | V 8 | |
| FOUL by Ramsey, Mason (P2T2) | 01:15 | | | MISSED FT SHOT by Spann, Coleman |
| | 01:15 | | | REBOUND (OFF) by (DEADBALL) |
| | 01:15 | 36-45 | V 9 | GOOD! FT SHOT by Spann, Coleman |
| | 01:15 | | | SUB IN : Richard, Thomas |
| | 01:15 | | | SUB OUT: Spann, Coleman |
| MISSED 3 PTR by Ramsey, Mason | 00:42 | | | REBOUND (DEF) by Allsmiller, Jake |
| | 00:00 | 36-48 | V 12 | GOOD! 3 PTR by Richard, Thomas |
| | 00:00 | | | ASSIST by Allsmiller, Jake |

Christ Presbyterian 48, Livingston Academy 36

4th PERIOD Play-by-Play (Page 1)

| HOME TEAM: Livingston Academy | TIME | SCORE | MAR | VISITORS: Christ Presbyterian |
|---|---|---|---|---|
| MISSED JUMPER by Ramsey, Mason | 07:46 | | | REBOUND (DEF) by Lindsey, Jalen |
| | 07:27 | | | MISSED JUMPER by Bonds, Braxton |
| | 07:27 | | | REBOUND (OFF) by Blackwell, Braxton |
| | 07:24 | | | TURNOVR by Blackwell, Braxton |
| MISSED 3 PTR by Ramsey, Mason | 07:10 | | | REBOUND (DEF) by Lindsey, Jalen |
| | 07:07 | | | TURNOVR by Lindsey, Jalen |
| STEAL by Eldridge, Wade | 07:06 | | | |
| MISSED 3 PTR by Ramsey, Mason | 06:27 | | | REBOUND (DEF) by Lindsey, Jalen |
| FOUL by Hayes, Creed (P1T3) | 06:05 | | | |
| FOUL by Eldridge, Wade (P3T4) | 05:58 | | | MISSED FT SHOT by Blackwell, Braxton |
| | 05:58 | | | REBOUND (OFF) by (DEADBALL) |
| | 05:58 | | | TURNOVR by (TEAM) |
| MISSED 3 PTR by McCoin, Brock | 05:44 | | | REBOUND (DEF) by Blackwell, Braxton |
| | 05:38 | 36-50 | V 14 | GOOD! DUNK by Lindsey, Jalen [PNT] |
| | 05:38 | | | ASSIST by Blackwell, Braxton |
| MISSED 3 PTR by Jolley, Bubba | 05:19 | | | |
| REBOUND (OFF) by McCoin, Brock | 05:19 | | | |
| | 05:12 | | | FOUL by Richard, Thomas (P1T3) |
| GOOD! 3 PTR by McCoin, Brock | 05:07 | 39-50 | V 11 | |

| | | | | |
|---|---|---|---|---|
| TIMEOUT TEAM | 05:04 | | | |
| | 04:54 | | | MISSED 3 PTR by Allsmiller, Jake |
| | 04:54 | | | REBOUND (OFF) by Bonds, Braxton |
| | 04:40 | | | TURNOVR by Allsmiller, Jake |
| STEAL by Hayes, Creed | 04:39 | | | |
| MISSED 3 PTR by Ramsey, Mason | 04:35 | | | |
| REBOUND (OFF) by McCoin, Brock | 04:35 | | | |
| GOOD! 3 PTR by Jolley, Bubba | 04:15 | 42-50 | V 8 | |
| | 03:56 | 42-53 | V 11 | GOOD! 3 PTR by Allsmiller, Jake |
| | 03:56 | | | ASSIST by Richard, Thomas |
| | 03:55 | | | TIMEOUT TEAM |
| MISSED 3 PTR by Jolley, Bubba | 03:42 | | | BLOCK by Richard, Thomas |
| | 03:41 | | | REBOUND (DEF) by Blackwell, Braxton |
| FOUL by Eldridge, Wade (P4T5) | 03:41 | | | |
| | 03:23 | 42-56 | V 14 | GOOD! 3 PTR by Allsmiller, Jake |
| | 03:23 | | | ASSIST by Bonds, Braxton |
| TURNOVR by McCoin, Brock | 03:03 | | | STEAL by Richard, Thomas |
| | 03:03 | 42-58 | V 16 | GOOD! LAYUP by Richard, Thomas [FB/PNT] |
| GOOD! 3 PTR by McCoin, Brock | 03:03 | 45-58 | V 13 | |
| ASSIST by Ramsey, Mason | 03:03 | | | |
| | 03:03 | | | MISSED LAYUP by Allsmiller, Jake |
| | 03:03 | | | REBOUND (OFF) by Lindsey, Jalen |
| | 02:45 | 45-60 | V 15 | GOOD! DUNK by Lindsey, Jalen [PNT] |
| MISSED 3 PTR by McCoin, Brock | 02:30 | | | |
| | 02:28 | | | REBOUND (DEF) by Bonds, Braxton |
| | 02:02 | | | MISSED LAYUP by Lindsey, Jalen |
| | 02:01 | | | REBOUND (OFF) by Lindsey, Jalen |
| | 02:00 | | | MISSED LAYUP by Lindsey, Jalen |
| REBOUND (DEF) by Ramsey, Mason | 01:59 | | | |
| GOOD! 3 PTR by McCoin, Brock | 01:49 | 48-60 | V 12 | |
| ASSIST by Ramsey, Mason | 01:49 | | | |
| TIMEOUT TEAM | 01:48 | | | |
| FOUL by Hayes, Creed (P2T6) | 01:40 | | | MISSED FT SHOT by Bonds, Braxton |
| | 01:40 | | | REBOUND (OFF) by (DEADBALL) |
| | 01:40 | | | MISSED FT SHOT by Bonds, Braxton |
| | 01:40 | | | REBOUND (OFF) by (DEADBALL) |
| | 01:25 | | | FOUL by Blackwell, Braxton (P2T4) |
| | 01:25 | | | TURNOVR by Blackwell, Braxton |
| MISSED 3 PTR by Ramsey, Mason | 01:16 | | | REBOUND (DEF) by Blackwell, Braxton |
| | 00:58 | | | MISSED LAYUP by Blackwell, Braxton |
| | 00:58 | | | REBOUND (OFF) by Lindsey, Jalen |
| | 00:56 | | | MISSED JUMPER by Lindsey, Jalen |
| | 00:56 | | | REBOUND (OFF) by Lindsey, Jalen |
| | 00:53 | 48-62 | V 14 | GOOD! TIP-IN by Lindsey, Jalen [PNT] |
| MISSED 3 PTR by McCoin, Brock | 00:41 | | | REBOUND (DEF) by Lindsey, Jalen |
| FOUL by McCoin, Brock (P4T7) | 00:33 | 48-63 | V 15 | GOOD! FT SHOT by Richard, Thomas |
| REBOUND (DEF) by Ramsey, Mason | 00:33 | | | MISSED FT SHOT by Richard, Thomas |
| MISSED 3 PTR by McCoin, Brock | 00:17 | | | REBOUND (DEF) by Lindsey, Jalen |

Christ Presbyterian 63, Livingston Academy 48

Official Basketball Box Score -- 1st Half
Christ Presbyterian vs Livingston Academy
03/15/13 5:00pm at Murphy Center, Murfreesboro, Tenn.

---

VISITORS: Christ Presbyterian 36-2

| ## | Player Name | | TOT-FG FG-FGA | 3-PT FG-FGA | FT-FTA | REBOUNDS OF | DE | TOT | PF | TP | A | TO | BLK | S | MIN |
|---|---|---|---|---|---|---|---|---|---|---|---|---|---|---|---|
| 01 | Bonds, Braxton..... | * | 2-6 | 0-1 | 0-0 | 1 | 1 | 2 | 0 | 4 | 2 | 1 | 0 | 2 | 16 |
| 11 | Blackwell, Braxton.. | * | 1-3 | 0-0 | 0-0 | 1 | 4 | 5 | 1 | 2 | 0 | 1 | 0 | 0 | 14 |
| 20 | Richard, Thomas..... | * | 0-0 | 0-0 | 0-0 | 1 | 0 | 1 | 0 | 0 | 2 | 0 | 0 | 1 | 10 |
| 21 | Lindsey, Jalen..... | * | 4-10 | 1-3 | 4-4 | 1 | 5 | 6 | 0 | 13 | 0 | 1 | 0 | 0 | 15 |
| 23 | Allsmiller, Jake.... | * | 0-5 | 0-5 | 0-0 | 0 | 0 | 0 | 0 | 0 | 0 | 0 | 0 | 2 | 13 |
| 02 | Spann, Coleman..... | | 1-3 | 0-1 | 0-0 | 0 | 0 | 0 | 1 | 2 | 1 | 0 | 0 | 0 | 3 |
| 05 | Manuel, Andrew..... | | 1-1 | 0-0 | 0-0 | 0 | 0 | 0 | 0 | 2 | 0 | 0 | 0 | 1 | 1 |
| 50 | Howell, Parker..... | | 1-1 | 0-0 | 2-2 | 1 | 0 | 1 | 2 | 4 | 0 | 0 | 1 | 0 | 8 |
| | TEAM..... | | | | | 1 | | 1 | | | | 1 | | | |
| | Totals..... | | 10-29 | 1-10 | 6-6 | 5 | 10 | 15 | 4 | 27 | 5 | 3 | 1 | 6 | 80 |

TOTAL FG% 1st Half: 10-29 34.5%
3-Pt. FG% 1st Half: 1-10 10.0%
F Throw % 1st Half: 6-6 100 %

---

HOME TEAM: Livingston Academy 29-9

| ## | Player Name | | TOT-FG FG-FGA | 3-PT FG-FGA | FT-FTA | REBOUNDS OF | DE | TOT | PF | TP | A | TO | BLK | S | MIN |
|---|---|---|---|---|---|---|---|---|---|---|---|---|---|---|---|
| 05 | Hayes, Creed..... | * | 0-1 | 0-1 | 0-0 | 0 | 1 | 1 | 0 | 0 | 1 | 0 | 0 | 0 | 16 |
| 21 | McCoin, Brock..... | * | 3-6 | 2-3 | 0-1 | 0 | 1 | 1 | 2 | 8 | 1 | 3 | 0 | 1 | 16 |
| 24 | Jolley, Bubba..... | * | 1-2 | 1-2 | 0-0 | 1 | 4 | 5 | 1 | 3 | 2 | 1 | 0 | 0 | 16 |
| 25 | Ramsey, Mason..... | * | 5-13 | 1-3 | 0-0 | 3 | 3 | 6 | 1 | 11 | 3 | 2 | 0 | 0 | 16 |
| 30 | Eldridge, Wade..... | * | 2-3 | 0-1 | 0-0 | 0 | 4 | 4 | 2 | 4 | 0 | 2 | 0 | 1 | 13 |
| 04 | Qualls, Kaleb..... | | 0-0 | 0-0 | 0-0 | 0 | 1 | 1 | 0 | 0 | 1 | 0 | 0 | 0 | 3 |
| | TEAM..... | | | | | 1 | | 1 | | | | 1 | | | |
| | Totals..... | | 11-25 | 4-10 | 0-1 | 5 | 14 | 19 | 6 | 26 | 8 | 9 | 0 | 2 | 80 |

TOTAL FG% 1st Half: 11-25 44.0%
3-Pt. FG% 1st Half: 4-10 40.0%
F Throw % 1st Half: 0-1 0.0%

---

Officials: Jason Brown, Chris McDaniel, Dwight Porter
Technical fouls: Christ Presbyterian-None. Livingston Academy-McCoin, Brock.
Attendance:

| Score by Periods | 1st | 2nd |
|---|---|---|
| Christ Presbyterian..... | 13 | 14 |
| Livingston Academy..... | 15 | 11 |

Official Basketball Box Score -- 2nd Half
Christ Presbyterian vs Livingston Academy
03/15/13 5:00pm at Murphy Center, Murfreesboro, Tenn.

---

VISITORS: Christ Presbyterian 36-2

| ## | Player Name | | TOT-FG FG-FGA | 3-PT FG-FGA | FT-FTA | REBOUNDS OF | DE | TOT | PF | TP | A | TO | BLK | S | MIN |
|---|---|---|---|---|---|---|---|---|---|---|---|---|---|---|---|
| 01 | Bonds, Braxton..... | * | 0-1 | 0-0 | 0-2 | 1 | 4 | 5 | 0 | 0 | 3 | 1 | 0 | 0 | 16 |
| 11 | Blackwell, Braxton.. | * | 2-4 | 0-0 | 0-1 | 2 | 5 | 7 | 1 | 4 | 1 | 2 | 0 | 0 | 16 |
| 20 | Richard, Thomas..... | * | 3-3 | 1-1 | 1-2 | 0 | 0 | 0 | 1 | 8 | 3 | 0 | 1 | 1 | 13 |
| 21 | Lindsey, Jalen..... | * | 6-9 | 0-0 | 0-0 | 5 | 5 | 10 | 0 | 12 | 0 | 1 | 1 | 0 | 16 |
| 23 | Allsmiller, Jake.... | * | 3-7 | 3-6 | 0-0 | 0 | 1 | 1 | 1 | 9 | 1 | 1 | 0 | 0 | 16 |
| 02 | Spann, Coleman..... | | 1-1 | 0-0 | 1-2 | 0 | 0 | 0 | 1 | 3 | 2 | 0 | 0 | 0 | 3 |
| 05 | Manuel, Andrew..... | | 0-0 | 0-0 | 0-0 | 0 | 0 | 0 | 0 | 0 | 0 | 0 | 0 | 0 | 0 |
| 50 | Howell, Parker..... | | 0-0 | 0-0 | 0-0 | 0 | 0 | 0 | 0 | 0 | 0 | 0 | 0 | 0 | 0 |
| | TEAM..... | | | | | | | | | | | 1 | | | |
| | Totals..... | | 15-25 | 4-7 | 2-7 | 8 | 15 | 23 | 4 | 36 | 10 | 6 | 2 | 1 | 80 |

TOTAL FG% 1st Half: 0-0 0.0% 2nd Half: 15-25 60.0% Game: 60.0%
3-Pt. FG% 1st Half: 0-0 0.0% 2nd Half: 4-7 57.1% Game: 57.1%
F Throw % 1st Half: 0-0 0.0% 2nd Half: 2-7 28.6% Game: 28.6%

---

HOME TEAM: Livingston Academy 29-9

| ## | Player Name | | TOT-FG FG-FGA | 3-PT FG-FGA | FT-FTA | REBOUNDS OF | DE | TOT | PF | TP | A | TO | BLK | S | MIN |
|---|---|---|---|---|---|---|---|---|---|---|---|---|---|---|---|
| 05 | Hayes, Creed..... | * | 0-0 | 0-0 | 0-0 | 0 | 0 | 0 | 2 | 0 | 0 | 0 | 0 | 1 | 16 |
| 21 | McCoin, Brock..... | * | 5-9 | 4-8 | 0-0 | 2 | 1 | 3 | 2 | 14 | 0 | 1 | 0 | 0 | 16 |
| 24 | Jolley, Bubba..... | * | 1-4 | 1-4 | 0-0 | 0 | 0 | 0 | 0 | 3 | 0 | 0 | 0 | 0 | 16 |
| 25 | Ramsey, Mason..... | * | 1-8 | 1-7 | 2-2 | 0 | 2 | 2 | 1 | 5 | 3 | 0 | 1 | 0 | 16 |
| 30 | Eldridge, Wade..... | * | 0-4 | 0-1 | 0-0 | 1 | 0 | 1 | 2 | 0 | 0 | 1 | 0 | 1 | 16 |
| 04 | Qualls, Kaleb..... | | 0-0 | 0-0 | 0-0 | 0 | 0 | 0 | 0 | 0 | 0 | 0 | 0 | 0 | 0 |
| | TEAM..... | | | | | | | | | | | | | | |
| | Totals..... | | 7-25 | 6-20 | 2-2 | 3 | 3 | 6 | 7 | 22 | 3 | 2 | 1 | 2 | 80 |

TOTAL FG% 1st Half: 0-0 0.0% 2nd Half: 7-25 28.0% Game: 28.0%
3-Pt. FG% 1st Half: 0-0 0.0% 2nd Half: 6-20 30.0% Game: 30.0%
F Throw % 1st Half: 0-0 0.0% 2nd Half: 2-2 100 % Game: 100 %

---

Officials: Jason Brown, Chris McDaniel, Dwight Porter
Technical fouls: Christ Presbyterian-None. Livingston Academy-None.
Attendance:

| Score by Periods | 1st | 2nd | 3rd | 4th |
|---|---|---|---|---|
| Christ Presbyterian..... | 13 | 14 | 21 | 15 |
| Livingston Academy..... | 15 | 11 | 10 | 12 |

Newspaper Box Score
Christ Presbyterian vs Livingston Academy
03/15/13 5:00pm at Murphy Center, Murfreesboro, Tenn.
At Murphy Center, Murfreesboro, Tenn.
CHRIST PRESBYTERIAN 63, LIVINGSTON ACADEMY 48
CHRIST PRESBYTERIAN (36-2)
Lindsey, Jalen 10-19 4-4 25; Allsmiller, Jake 3-12 0-0 9; Richard, Thomas 3-3 1-2 8; Blackwell, Braxton 3-7 0-1 6; Spann, Coleman 2-4 1-2 5; Bonds, Braxton 2-7 0-2 4; Howell, Parker 1-1 2-2 4; Manuel, Andrew 1-1 0-0 2. Totals 25-54 8-13 63.
LIVINGSTON ACADEMY (29-9)
McCoin, Brock 8-15 0-1 22; Ramsey, Mason 6-21 2-2 16; Jolley, Bubba 2-6 0-0 6; Eldridge, Wade 2-7 0-0 4; Hayes, Creed 0-1 0-0 0; Qualls, Kaleb 0-0 0-0 0. Totals 18-50 2-3 48.

| | | | | | | |
|---|---|---|---|---|---|---|
| Christ Presbyterian..... | 13 | 14 | 21 | 15 | - | 63 |
| Livingston Academy..... | 15 | 11 | 10 | 12 | - | 48 |

3-point goals--Christ Presbyterian 5-17 (Allsmiller, Jake 3-11; Richard, Thomas 1-1; Lindsey, Jalen 1-3; Bonds, Braxton 0-1; Spann, Coleman 0-1), Livingston Academy 10-30 (McCoin, Brock 6-11; Jolley, Bubba 2-6; Ramsey, Mason 2-10; Hayes, Creed 0-1; Eldridge, Wade 0-2). Fouled out--Christ Presbyterian-None, Livingston Academy-None. Rebounds--Christ Presbyterian 38 (Lindsey, Jalen 16), Livingston Academy 25 (Ramsey, Mason 8).
Assists--Christ Presbyterian 15 (Bonds, Braxton 5; Richard, Thomas 5), Livingston Academy 11 (Ramsey, Mason 6). Total fouls--Christ Presbyterian 8, Livingston Academy 13. Technical fouls--Christ Presbyterian-None, Livingston Academy-McCoin, Brock.

Christ Presbyterian vs Livingston Academy (03/15/13 - Period 4 00:00)

| POINTS OFF TURNOVERS | 1 | 2 | 3 | 4 - | Tot |
|---|---|---|---|---|---|
| Christ Presbyterian..... | 7 | 4 | 2 | 2 - | 15 |
| Livingston Academy..... | 2 | 0 | 0 | 3 - | 5 |

| POINTS IN PAINT | 1 | 2 | 3 | 4 - | Tot |
|---|---|---|---|---|---|
| Christ Presbyterian..... | 6 | 6 | 12 | 8 - | 32 |
| Livingston Academy..... | 2 | 4 | 0 | 0 - | 6 |

| 2ND CHANCE POINTS | 1 | 2 | 3 | 4 - | Tot |
|---|---|---|---|---|---|
| Christ Presbyterian..... | 2 | 4 | 5 | 4 - | 15 |
| Livingston Academy..... | 3 | 2 | 0 | 6 - | 11 |

| FAST BREAK POINTS | 1 | 2 | 3 | 4 - | Tot |
|---|---|---|---|---|---|
| Christ Presbyterian..... | 2 | 0 | 0 | 2 - | 4 |
| Livingston Academy..... | 0 | 0 | 0 | 0 - | 0 |

| BENCH POINTS | 1 | 2 | 3 | 4 - | Tot |
|---|---|---|---|---|---|
| Christ Presbyterian..... | 4 | 4 | 3 | 0 - | 11 |
| Livingston Academy..... | 0 | 0 | 0 | 0 - | 0 |

| SCORE TIED BY | 1 | 2 | 3 | 4 - | Tot |
|---|---|---|---|---|---|
| Christ Presbyterian..... | 1 | 1 | 0 | 0 - | 2 |
| Livingston Academy..... | 0 | 1 | 1 | 0 - | 2 |

| LEAD GAINED BY | 1 | 2 | 3 | 4 - | Tot |
|---|---|---|---|---|---|
| Christ Presbyterian..... | 1 | 2 | 0 | 0 - | 3 |
| Livingston Academy..... | 1 | 1 | 0 | 0 - | 2 |

# 2012 Class AA State Boys' Basketball Tournament

## March 14 - March 17, 2012 · Murphy Center - MTSU - Murfreesboro, TN

**Game 1**
Wed. Mar. 14 10:00 AM

| | |
|---|---|
| Mitchell (21-9) | 53 |
| Alcoa (30-5) | 34 |

**Game 2**
Wed. Mar. 14 11:45 AM

| | |
|---|---|
| Liberty Magnet (28-6) | 62 |
| Howard (21-9) | 52 |

**Game 3**
Wed. Mar. 14 1:30 PM

| | |
|---|---|
| Stone Memorial (25-10) | 80 |
| Livingston Academy (28-7) | 65 |

**Game 4**
Wed. Mar. 14 3:15 PM

| | |
|---|---|
| CPA (34-2) | 82 |
| Spring Hill (30-1) | 62 |

**Game 5**
Fri. Mar. 16 10:00 AM

| | |
|---|---|
| Mitchell | 42 |
| Liberty Magnet | 39 |

**Game 6**
Fri. Mar. 16 11:45 AM

| | |
|---|---|
| Stone Memorial | 54 |
| CPA | 72 |

**Game 7**
Sat. Mar. 17 2:00 PM

| | |
|---|---|
| Mitchell | 64 |
| CPA | 78 |

**CPA**
STATE CHAMPION

Official Basketball Box Score
Livingston Academy vs Stone Memorial
03/14/12 1:30 p.m. at Murphy Center, Murfreesboro, Tenn.

---

VISITORS: Livingston Academy 28-8

| ## | Player Name | | TOT-FG FG-FGA | 3-PT FG-FGA | FT-FTA | REBOUNDS OF | DE | TOT | PF | TP | A | TO | BLK | S | MIN |
|---|---|---|---|---|---|---|---|---|---|---|---|---|---|---|---|
| 00 | Ramsey, Logan..... | * | 3-5 | 0-0 | 2-2 | 1 | 0 | 1 | 5 | 8 | 1 | 1 | 0 | 0 | 18 |
| 04 | McCoin, Brock..... | * | 2-7 | 1-4 | 2-2 | 0 | 0 | 0 | 2 | 7 | 2 | 2 | 0 | 1 | 14 |
| 12 | Reeder, Colby..... | * | 3-5 | 2-3 | 4-4 | 0 | 2 | 2 | 5 | 12 | 0 | 1 | 0 | 1 | 12 |
| 25 | Ramsey, Mason..... | * | 7-12 | 2-4 | 1-1 | 4 | 2 | 6 | 5 | 17 | 1 | 2 | 0 | 0 | 17 |
| 42 | Beaty, Logan..... | * | 1-6 | 1-4 | 4-7 | 1 | 4 | 5 | 0 | 7 | 0 | 4 | 1 | 1 | 20 |
| 01 | Qualls, Kaleb..... | | 0-0 | 0-0 | 0-0 | 0 | 0 | 0 | 0 | 0 | 0 | 0 | 0 | 0 | 2 |
| 03 | Eldridge, Wade..... | | 4-10 | 0-4 | 2-3 | 2 | 3 | 5 | 2 | 10 | 1 | 1 | 0 | 1 | 21 |
| 05 | Hayes, Creed..... | | 0-2 | 0-1 | 0-0 | 0 | 0 | 0 | 1 | 0 | 0 | 0 | 0 | 0 | 7 |
| 10 | Gore, Drew..... | | 0-0 | 0-0 | 0-0 | 0 | 0 | 0 | 0 | 0 | 0 | 0 | 0 | 0 | 4 |
| 11 | Crowder, Loren..... | | 0-2 | 0-1 | 0-0 | 0 | 0 | 0 | 0 | 0 | 1 | 1 | 0 | 0 | 7 |
| 23 | Nivens, Trent..... | | 0-1 | 0-0 | 0-0 | 0 | 0 | 0 | 0 | 0 | 1 | 0 | 0 | 0 | 3 |
| 24 | Jolley, Bubba..... | | 2-9 | 0-4 | 0-0 | 2 | 2 | 4 | 3 | 4 | 2 | 1 | 0 | 1 | 22 |
| 32 | Mahaney, Mason..... | | 0-0 | 0-0 | 0-0 | 0 | 0 | 0 | 0 | 0 | 0 | 0 | 0 | 0 | 13 |
| | TEAM..... | | | | | 3 | 1 | 4 | | | | 1 | | | |
| | Totals..... | | 22-59 | 6-25 | 15-19 | 13 | 14 | 27 | 23 | 65 | 9 | 14 | 1 | 5 | 160 |

TOTAL FG% 1st Half: 10-25 40.0% 2nd Half: 12-34 35.3% Game: 37.3% DEADB
3-Pt. FG% 1st Half: 1-10 10.0% 2nd Half: 5-15 33.3% Game: 24.0% REBS
F Throw % 1st Half: 6-8 75.0% 2nd Half: 9-11 81.8% Game: 78.9% 2

---

HOME TEAM: Stone Memorial 26-10

| ## | Player Name | | TOT-FG FG-FGA | 3-PT FG-FGA | FT-FTA | REBOUNDS OF | DE | TOT | PF | TP | A | TO | BLK | S | MIN |
|---|---|---|---|---|---|---|---|---|---|---|---|---|---|---|---|
| 05 | Rowan, Brock..... | * | 9-16 | 2-6 | 7-7 | 2 | 3 | 5 | 1 | 27 | 0 | 2 | 1 | 2 | 26 |
| 12 | Troino, Robert..... | * | 6-9 | 4-6 | 3-4 | 2 | 6 | 8 | 4 | 19 | 2 | 6 | 0 | 2 | 25 |
| 30 | Matthews, Luke..... | * | 0-0 | 0-0 | 3-4 | 0 | 3 | 3 | 1 | 3 | 5 | 2 | 0 | 0 | 24 |
| 32 | Dishman, Dustin..... | * | 0-5 | 0-0 | 2-3 | 2 | 4 | 6 | 4 | 2 | 0 | 2 | 2 | 1 | 23 |
| 50 | Cole, Brandon..... | * | 10-14 | 0-0 | 5-6 | 2 | 5 | 7 | 4 | 25 | 1 | 5 | 0 | 1 | 29 |
| 03 | Spence, Gage..... | | 1-2 | 0-0 | 0-0 | 0 | 0 | 0 | 2 | 2 | 0 | 0 | 0 | 0 | 14 |
| 14 | Thompson, Cameron... | | 0-0 | 0-0 | 0-0 | 0 | 0 | 0 | 0 | 0 | 0 | 0 | 0 | 0 | 1 |
| 20 | Yoder, Tyler..... | | 0-0 | 0-0 | 0-0 | 0 | 1 | 1 | 0 | 0 | 0 | 0 | 0 | 0 | 1 |
| 21 | Troino, Matt..... | | 0-0 | 0-0 | 0-0 | 0 | 1 | 1 | 0 | 0 | 0 | 0 | 0 | 0 | 1 |
| 22 | Presley, Jonathan... | | 0-0 | 0-0 | 0-0 | 0 | 0 | 0 | 0 | 0 | 0 | 1 | 0 | 0 | 1 |
| 23 | Breeden, Larry..... | | 0-0 | 0-0 | 0-0 | 1 | 0 | 1 | 0 | 0 | 0 | 0 | 1 | 0 | 7 |
| 25 | Simmons, Justin..... | | 1-1 | 0-0 | 0-1 | 0 | 1 | 1 | 3 | 2 | 1 | 0 | 0 | 1 | 8 |
| | TEAM..... | | | | | | 2 | 2 | | | | 1 | | | |
| | Totals..... | | 27-47 | 6-12 | 20-25 | 9 | 26 | 35 | 19 | 80 | 9 | 19 | 4 | 7 | 160 |

TOTAL FG% 1st Half: 16-26 61.5% 2nd Half: 11-21 52.4% Game: 57.4% DEADB
3-Pt. FG% 1st Half: 3-6 50.0% 2nd Half: 3-6 50.0% Game: 50.0% REBS
F Throw % 1st Half: 6-10 60.0% 2nd Half: 14-15 93.3% Game: 80.0% 2

---

Officials: Greg Gonda, Anthony Hall, Gary Kennedy
Technical fouls: Livingston Academy-None. Stone Memorial-None.
Attendance:

| Score by Periods | 1st | 2nd | 3rd | 4th | | Total |
|---|---|---|---|---|---|---|
| Livingston Academy..... | 8 | 19 | 22 | 16 | - | 65 |
| Stone Memorial..... | 21 | 20 | 20 | 19 | - | 80 |

Play-by-Play
Livingston Academy vs Stone Memorial
03/14/12 1:30 p.m. at Murphy Center, Murfreesboro, Tenn.

1st PERIOD Play-by-Play (Page 1)

| HOME TEAM: Stone Memorial | TIME | SCORE | MAR | VISITORS: Livingston Academy |
|---|---|---|---|---|
| | 07:44 | | | MISSED 3 PTR by McCoin, Brock |
| | 07:44 | | | REBOUND (OFF) by Ramsey, Mason |
| | 07:40 | | | TURNOVR by Ramsey, Mason |
| GOOD! LAYUP by Cole, Brandon [PNT] | 07:27 | 2-0 | H 2 | |
| ASSIST by Matthews, Luke | 07:27 | | | |
| MISSED FT SHOT by Cole, Brandon | 07:27 | | | FOUL by Ramsey, Logan (P1T1) |
| | 07:27 | | | REBOUND (DEF) by Ramsey, Mason |
| | 07:15 | 2-2 | T 1 | GOOD! JUMPER by Ramsey, Logan |
| | 07:15 | | | ASSIST by Reeder, Colby |
| GOOD! 3 PTR by Troino, Robert | 07:01 | 5-2 | H 3 | |
| REBOUND (DEF) by Matthews, Luke | 06:42 | | | MISSED 3 PTR by Reeder, Colby |
| GOOD! JUMPER by Rowan, Brock | 06:31 | 7-2 | H 5 | |
| | 06:15 | | | MISSED 3 PTR by McCoin, Brock |
| | 06:15 | | | REBOUND (OFF) by Beaty, Logan |
| | 06:08 | 7-4 | H 3 | GOOD! LAYUP by McCoin, Brock [PNT] |
| GOOD! LAYUP by Troino, Robert [PNT] | 05:58 | 9-4 | H 5 | |
| BLOCK by Dishman, Dustin | 05:43 | | | MISSED JUMPER by Ramsey, Mason |
| REBOUND (DEF) by Troino, Robert | 05:41 | | | |
| GOOD! LAYUP by Rowan, Brock [PNT] | 05:32 | 11-4 | H 7 | |
| | 05:02 | | | TURNOVR by Reeder, Colby |
| STEAL by Troino, Robert | 05:01 | | | |
| MISSED 3 PTR by Troino, Robert | 04:56 | | | |
| REBOUND (OFF) by Troino, Robert | 04:52 | | | |
| GOOD! LAYUP by Rowan, Brock [PNT] | 04:47 | 13-4 | H 9 | |
| | 04:43 | | | TIMEOUT 30sec |
| REBOUND (DEF) by Dishman, Dustin | 04:31 | | | MISSED JUMPER by Beaty, Logan |
| | 04:07 | | | FOUL by Ramsey, Logan (P2T2) |
| | 04:07 | | | SUB IN : 30 |
| | 04:07 | | | SUB OUT: Ramsey, Logan |
| MISSED 3 PTR by Rowan, Brock | 04:02 | | | |
| REBOUND (OFF) by Dishman, Dustin | 04:02 | | | |
| MISSED JUMPER by Dishman, Dustin | 03:59 | | | REBOUND (DEF) by Beaty, Logan |
| | 03:51 | | | MISSED JUMPER by McCoin, Brock |
| | 03:51 | | | REBOUND (OFF) by Eldridge, Wade |
| | 03:47 | | | TURNOVR by Eldridge, Wade |
| GOOD! 3 PTR by Troino, Robert | 03:26 | 16-4 | H 12 | |
| REBOUND (DEF) by Cole, Brandon | 03:04 | | | MISSED 3 PTR by McCoin, Brock |
| GOOD! LAYUP by Cole, Brandon [PNT] | 02:56 | 18-4 | H 14 | |
| REBOUND (DEF) by Cole, Brandon | 02:34 | | | MISSED 3 PTR by Beaty, Logan |
| MISSED JUMPER by Cole, Brandon | 02:25 | | | REBOUND (DEF) by Beaty, Logan |
| | 02:03 | | | TURNOVR by Beaty, Logan |
| | 02:01 | | | SUB IN : Jolley, Bubba |
| | 02:01 | | | SUB OUT: Reeder, Colby |
| MISSED JUMPER by Dishman, Dustin | 01:42 | | | REBOUND (DEF) by McCoin, Brock |
| FOUL by Dishman, Dustin (P1T1) | 01:42 | | | |
| SUB IN : Simmons, Justin | 01:42 | | | |
| SUB IN : Spence, Gage | 01:42 | | | |
| SUB OUT: Dishman, Dustin | 01:42 | | | |
| SUB OUT: Matthews, Luke | 01:42 | | | |
| REBOUND (DEF) by Simmons, Justin | 01:27 | | | MISSED JUMPER by Eldridge, Wade |
| GOOD! LAYUP by Cole, Brandon [PNT] | 01:20 | 20-4 | H 16 | |
| ASSIST by Cole, Brandon | 01:20 | | | |
| FOUL by Simmons, Justin (P1T2) | 01:07 | | | |
| FOUL by Simmons, Justin (P2T3) | 01:04 | | | |
| | 00:46 | 20-6 | H 14 | GOOD! LAYUP by McCoin, Brock [PNT] |
| MISSED FT SHOT by Troino, Robert | 00:32 | | | FOUL by McCoin, Brock (P1T3) |
| REBOUND (OFF) by (DEADBALL) | 00:32 | | | |
| GOOD! FT SHOT by Troino, Robert | 00:32 | 21-6 | H 15 | |
| SUB IN : Dishman, Dustin | 00:32 | | | SUB IN : Hayes, Creed |
| SUB OUT: Simmons, Justin | 00:32 | | | SUB OUT: McCoin, Brock |
| REBOUND (DEF) by Troino, Robert | 00:18 | | | MISSED 3 PTR by Ramsey, Mason |
| TURNOVR by Troino, Robert | 00:11 | | | |
| | 00:09 | | | STEAL by Ramsey, Mason |
| | 00:05 | 21-8 | H 13 | GOOD! LAYUP by Ramsey, Mason [PNT] |
| | 00:05 | | | ASSIST by Jolley, Bubba |

2nd PERIOD Play-by-Play (Page 1)

| HOME TEAM: Stone Memorial | TIME | SCORE | MAR | VISITORS: Livingston Academy |
|---|---|---|---|---|
| MISSED 3 PTR by Rowan, Brock | 07:48 | | | |
| REBOUND (OFF) by Dishman, Dustin | 07:48 | | | |
| MISSED FT SHOT by Dishman, Dustin | 07:37 | | | FOUL by Ramsey, Mason (P1T4) |
| REBOUND (OFF) by (DEADBALL) | 07:37 | | | |
| GOOD! FT SHOT by Dishman, Dustin | 07:37 | 22-8 | H 14 | |
| GOOD! FT SHOT by Dishman, Dustin | 07:37 | 23-8 | H 15 | |
| | 07:21 | | | TURNOVR by Beaty, Logan |
| STEAL by Dishman, Dustin | 07:20 | | | |
| TURNOVR by Troino, Robert | 07:16 | | | |
| REBOUND (DEF) by Cole, Brandon | 06:44 | | | MISSED JUMPER by Ramsey, Mason |
| GOOD! JUMPER by Troino, Robert | 06:33 | 25-8 | H 17 | |
| | 06:17 | 25-10 | H 15 | GOOD! JUMPER by Ramsey, Logan |
| MISSED JUMPER by Dishman, Dustin | 06:05 | | | REBOUND (DEF) by (TEAM) |
| SUB IN : Spence, Gage | 06:03 | | | |
| SUB OUT: Troino, Robert | 06:03 | | | |
| | 05:42 | 25-12 | H 13 | GOOD! LAYUP by Reeder, Colby [PNT] |
| GOOD! LAYUP by Cole, Brandon [PNT] | 05:31 | 27-12 | H 15 | |
| | 05:21 | 27-14 | H 13 | GOOD! LAYUP by McCoin, Brock [PNT] |
| | 05:20 | | | TIMEOUT 30sec |
| GOOD! JUMPER by Spence, Gage | 05:05 | 29-14 | H 15 | |
| FOUL by Spence, Gage (P1T4) | 04:43 | | | MISSED FT SHOT by Beaty, Logan |
| | 04:43 | | | REBOUND (OFF) by (DEADBALL) |
| | 04:43 | 29-15 | H 14 | GOOD! FT SHOT by Beaty, Logan |
| | 04:43 | 29-16 | H 13 | GOOD! FT SHOT by Beaty, Logan |
| TURNOVR by Dishman, Dustin | 04:33 | | | |
| | 04:32 | | | STEAL by McCoin, Brock |
| FOUL by Spence, Gage (P2T5) | 04:30 | 29-17 | H 12 | GOOD! FT SHOT by McCoin, Brock |
| | 04:30 | 29-18 | H 11 | GOOD! FT SHOT by McCoin, Brock |
| SUB IN : Yoder, Tyler | 04:30 | | | SUB IN : Jolley, Bubba |
| SUB IN : Breeden, Larry | 04:30 | | | SUB OUT: Reeder, Colby |
| SUB OUT: Spence, Gage | 04:30 | | | |
| SUB OUT: Rowan, Brock | 04:30 | | | |
| TURNOVR by (TEAM) | 04:13 | | | |
| | 04:04 | 29-20 | H 9 | GOOD! LAYUP by Ramsey, Logan [PNT] |
| | 04:04 | | | ASSIST by Ramsey, Mason |
| TIMEOUT 30sec | 03:48 | | | |
| GOOD! LAYUP by Cole, Brandon [PNT] | 03:34 | 31-20 | H 11 | |
| ASSIST by Troino, Robert | 03:34 | | | |
| REBOUND (DEF) by Troino, Robert | 03:21 | | | MISSED 3 PTR by Ramsey, Mason |
| TURNOVR by Dishman, Dustin | 03:09 | | | |
| | 02:55 | | | MISSED 3 PTR by McCoin, Brock |
| | 02:55 | | | REBOUND (OFF) by Ramsey, Mason |
| FOUL by Dishman, Dustin (P2T6) | 02:52 | | | |
| FOUL by Cole, Brandon (P1T7) | 02:41 | 31-21 | H 10 | GOOD! FT SHOT by Ramsey, Logan |
| | 02:41 | 31-22 | H 9 | GOOD! FT SHOT by Ramsey, Logan |
| MISSED JUMPER by Dishman, Dustin | 02:30 | | | |
| REBOUND (OFF) by Cole, Brandon | 02:30 | | | |
| MISSED LAYUP by Cole, Brandon | 02:27 | | | REBOUND (DEF) by Ramsey, Mason |
| REBOUND (DEF) by Dishman, Dustin | 02:19 | | | MISSED LAYUP by Ramsey, Logan |
| | 02:18 | | | FOUL by Jolley, Bubba (P1T5) |
| MISSED JUMPER by Troino, Robert | 02:02 | | | |
| REBOUND (OFF) by Rowan, Brock | 02:02 | | | |
| | 01:59 | | | FOUL by Jolley, Bubba (P2T6) |
| | 01:59 | | | SUB IN : Reeder, Colby |
| | 01:59 | | | SUB OUT: Jolley, Bubba |
| TURNOVR by Troino, Robert | 01:43 | | | STEAL by Beaty, Logan |
| | 01:26 | 31-25 | H 6 | GOOD! 3 PTR by Beaty, Logan |
| | 01:26 | | | ASSIST by Ramsey, Logan |
| GOOD! LAYUP by Cole, Brandon [PNT] | 01:15 | 33-25 | H 8 | |
| ASSIST by Troino, Robert | 01:15 | | | |
| FOUL by Dishman, Dustin (P3T8) | 01:03 | | | MISSED FT SHOT by Beaty, Logan |
| REBOUND (DEF) by Matthews, Luke | 01:03 | | | |
| SUB IN : Simmons, Justin | 01:03 | | | |
| SUB OUT: Dishman, Dustin | 01:03 | | | |
| GOOD! FT SHOT by Matthews, Luke | 01:00 | 34-25 | H 9 | FOUL by Ramsey, Mason (P2T7) |
| GOOD! FT SHOT by Matthews, Luke | 01:00 | 35-25 | H 10 | |
| REBOUND (DEF) by Matthews, Luke | 00:46 | | | MISSED 3 PTR by Beaty, Logan |
| GOOD! FT SHOT by Matthews, Luke | 00:45 | 36-25 | H 11 | FOUL by Ramsey, Mason (P3T8) |
| MISSED FT SHOT by Matthews, Luke | 00:45 | | | REBOUND (DEF) by Eldridge, Wade |

| | | | | |
|---|---|---|---|---|
| | 00:45 | | | SUB IN : Eldridge, Wade |
| | 00:45 | | | SUB OUT: Ramsey, Mason |
| | 00:27 | 36-27 | H 9 | GOOD! JUMPER by Eldridge, Wade |
| GOOD! 3 PTR by Rowan, Brock | 00:17 | 39-27 | H 12 | |
| ASSIST by Matthews, Luke | 00:17 | | | |
| | 00:08 | | | FOUL by McCoin, Brock (P2T9) |
| | 00:08 | | | TURNOVR by McCoin, Brock |
| | 00:08 | | | SUB IN : Jolley, Bubba |
| | 00:08 | | | SUB OUT: McCoin, Brock |
| GOOD! JUMPER by Rowan, Brock | 00:00 | 41-27 | H 14 | |
| ASSIST by Matthews, Luke | 00:00 | | | |

Stone Memorial 41, Livingston Academy 27

3rd PERIOD Play-by-Play (Page 1)

| HOME TEAM: Stone Memorial | TIME | SCORE | MAR | VISITORS: Livingston Academy |
|---|---|---|---|---|
| | 07:40 | | | TURNOVR by Ramsey, Mason |
| GOOD! 3 PTR by Rowan, Brock | 07:33 | 44-27 | H 17 | |
| ASSIST by Matthews, Luke | 07:33 | | | |
| | 07:14 | 44-29 | H 15 | GOOD! JUMPER by Ramsey, Mason [PNT] |
| GOOD! 3 PTR by Troino, Robert | 07:05 | 47-29 | H 18 | |
| ASSIST by Matthews, Luke | 07:05 | | | |
| | 06:52 | | | TURNOVR by McCoin, Brock |
| STEAL by Rowan, Brock | 06:50 | | | |
| GOOD! LAYUP by Rowan, Brock [FB/PNT] | 06:49 | 49-29 | H 20 | |
| REBOUND (DEF) by Troino, Robert | 06:27 | | | MISSED 3 PTR by Reeder, Colby |
| | 06:10 | 49-31 | H 18 | GOOD! JUMPER by Ramsey, Mason |
| GOOD! JUMPER by Cole, Brandon [PNT] | 05:51 | 51-31 | H 20 | |
| SUB IN : Simmons, Justin | 05:40 | | | SUB IN : Jolley, Bubba |
| SUB OUT: Dishman, Dustin | 05:40 | | | SUB OUT: McCoin, Brock |
| MISSED JUMPER by Cole, Brandon | 05:30 | | | REBOUND (DEF) by Ramsey, Mason |
| FOUL by Cole, Brandon (P2T1) | 05:26 | | | |
| | 05:17 | 51-33 | H 18 | GOOD! JUMPER by Jolley, Bubba |
| | 04:58 | | | SUB IN : Eldridge, Wade |
| | 04:58 | | | SUB OUT: Ramsey, Mason |
| MISSED JUMPER by Rowan, Brock | 04:47 | | | REBOUND (DEF) by Jolley, Bubba |
| FOUL by Matthews, Luke (P1T2) | 04:41 | | | |
| TIMEOUT TEAM | 04:41 | | | |
| | 04:41 | 51-34 | H 17 | GOOD! FT SHOT by Eldridge, Wade |
| | 04:41 | | | SUB IN : Ramsey, Mason |
| | 04:41 | | | SUB IN : Hayes, Creed |
| | 04:41 | | | SUB OUT: Reeder, Colby |
| | 04:41 | | | SUB OUT: Beaty, Logan |
| GOOD! LAYUP by Cole, Brandon [PNT] | 04:33 | 53-34 | H 19 | |
| GOOD! FT SHOT by Cole, Brandon | 04:33 | 54-34 | H 20 | FOUL by Ramsey, Logan (P3T1) |
| | 04:25 | | | FOUL by Ramsey, Logan (P4T2) |
| | 04:25 | | | TURNOVR by Ramsey, Logan |
| | 04:25 | | | SUB IN : Beaty, Logan |
| | 04:25 | | | SUB OUT: Ramsey, Logan |
| TURNOVR by Matthews, Luke | 04:10 | | | |
| | 03:50 | 54-36 | H 18 | GOOD! JUMPER by Ramsey, Mason |
| | 03:50 | | | ASSIST by Eldridge, Wade |
| FOUL by Troino, Robert (P1T3) | 03:42 | | | |
| TURNOVR by Troino, Robert | 03:42 | | | |
| TIMEOUT 30sec | 03:42 | | | |
| REBOUND (DEF) by Troino, Robert | 03:29 | | | MISSED 3 PTR by Beaty, Logan |
| GOOD! JUMPER by Rowan, Brock | 03:17 | 56-36 | H 20 | |
| | 03:06 | | | MISSED 3 PTR by Eldridge, Wade |
| | 03:06 | | | REBOUND (OFF) by Ramsey, Mason |
| | 03:02 | | | MISSED JUMPER by Ramsey, Mason |
| | 03:02 | | | REBOUND (OFF) by Ramsey, Mason |
| | 03:01 | 56-38 | H 18 | GOOD! JUMPER by Ramsey, Mason [PNT] |
| FOUL by Simmons, Justin (P3T4) | 03:01 | 56-39 | H 17 | GOOD! FT SHOT by Ramsey, Mason |
| MISSED 3 PTR by Rowan, Brock | 02:53 | | | |
| REBOUND (OFF) by Troino, Robert | 02:53 | | | |
| GOOD! LAYUP by Simmons, Justin [PNT] | 02:46 | 58-39 | H 19 | |
| MISSED FT SHOT by Simmons, Justin | 02:46 | | | REBOUND (DEF) by Eldridge, Wade |
| | 02:36 | | | MISSED 3 PTR by Jolley, Bubba |
| | 02:36 | | | REBOUND (OFF) by Jolley, Bubba |
| | 02:32 | | | TURNOVR by Eldridge, Wade |
| STEAL by Rowan, Brock | 02:31 | | | |
| GOOD! JUMPER by Cole, Brandon | 02:26 | 60-39 | H 21 | |
| | 02:08 | 60-41 | H 19 | GOOD! LAYUP by Ramsey, Mason [PNT] |

| | | | | |
|---|---|---|---|---|
| | 02:08 | | | ASSIST by Jolley, Bubba |
| GOOD! FT SHOT by Rowan, Brock | 01:48 | 61-41 | H 20 | FOUL by Eldridge, Wade (P1T3) |
| SUB IN : Spence, Gage | 01:48 | | | |
| SUB OUT: Matthews, Luke | 01:48 | | | |
| FOUL by Rowan, Brock (P1T5) | 01:38 | 61-42 | H 19 | GOOD! FT SHOT by Beaty, Logan |
| | 01:38 | 61-43 | H 18 | GOOD! FT SHOT by Beaty, Logan |
| TURNOVR by Cole, Brandon | 01:29 | | | |
| | 01:28 | | | STEAL by Eldridge, Wade |
| | 01:24 | | | MISSED JUMPER by Jolley, Bubba |
| | 01:24 | | | REBOUND (OFF) by (TEAM) |
| | 01:16 | 61-46 | H 15 | GOOD! 3 PTR by Ramsey, Mason |
| TURNOVR by Rowan, Brock | 00:47 | | | |
| SUB IN : Breeden, Larry | 00:44 | | | |
| SUB OUT: Cole, Brandon | 00:44 | | | |
| | 00:35 | 61-49 | H 12 | GOOD! 3 PTR by Ramsey, Mason |
| | 00:35 | | | ASSIST by Jolley, Bubba |
| MISSED 3 PTR by Troino, Robert | 00:22 | | | |
| REBOUND (OFF) by Breeden, Larry | 00:22 | | | |
| | 00:22 | | | FOUL by Ramsey, Mason (P4T4) |
| | 00:22 | | | SUB IN : Reeder, Colby |
| | 00:22 | | | SUB OUT: Ramsey, Mason |
| | 00:17 | | | FOUL by Hayes, Creed (P1T5) |
| SUB IN : Cole, Brandon | 00:17 | | | |
| SUB OUT: Simmons, Justin | 00:17 | | | |
| MISSED JUMPER by Cole, Brandon | 00:12 | | | BLOCK by Beaty, Logan |
| | 00:10 | | | REBOUND (DEF) by Beaty, Logan |
| | 00:05 | | | MISSED JUMPER by Hayes, Creed |
| | 00:05 | | | REBOUND (OFF) by (TEAM) |
| REBOUND (DEF) by (TEAM) | 00:00 | | | MISSED 3 PTR by Jolley, Bubba |

Stone Memorial 61, Livingston Academy 49

4th PERIOD Play-by-Play (Page 1)

| HOME TEAM: Stone Memorial | TIME | SCORE | MAR | VISITORS: Livingston Academy |
|---|---|---|---|---|
| MISSED JUMPER by Rowan, Brock | 07:49 | | | |
| REBOUND (OFF) by Rowan, Brock | 07:49 | | | |
| TURNOVR by Rowan, Brock | 07:46 | | | |
| SUB IN : Spence, Gage | 07:46 | | | |
| SUB OUT: Matthews, Luke | 07:46 | | | |
| REBOUND (DEF) by Rowan, Brock | 07:42 | | | MISSED 3 PTR by Ramsey, Mason |
| GOOD! 3 PTR by Troino, Robert | 07:34 | 64-49 | H 15 | |
| | 07:19 | | | TURNOVR by (TEAM) |
| STEAL by Troino, Robert | 07:17 | | | |
| MISSED LAYUP by Spence, Gage | 07:15 | | | |
| REBOUND (OFF) by Cole, Brandon | 07:15 | | | |
| GOOD! LAYUP by Cole, Brandon [PNT] | 07:12 | 66-49 | H 17 | |
| | 07:00 | 66-52 | H 14 | GOOD! 3 PTR by McCoin, Brock |
| FOUL by Cole, Brandon (P3T6) | 06:35 | | | |
| TURNOVR by Cole, Brandon | 06:35 | | | |
| REBOUND (DEF) by Cole, Brandon | 06:23 | | | MISSED JUMPER by McCoin, Brock |
| TURNOVR by Troino, Robert | 06:19 | | | |
| FOUL by Troino, Robert (P2T7) | 06:15 | | | |
| REBOUND (DEF) by Cole, Brandon | 06:12 | | | MISSED FT SHOT by Beaty, Logan |
| MISSED LAYUP by Dishman, Dustin | 06:06 | | | REBOUND (DEF) by Reeder, Colby |
| FOUL by Dishman, Dustin (P4T8) | 06:02 | 66-53 | H 13 | GOOD! FT SHOT by Reeder, Colby |
| | 06:02 | 66-54 | H 12 | GOOD! FT SHOT by Reeder, Colby |
| | 05:42 | | | FOUL by Ramsey, Mason (P5T6) |
| | 05:42 | | | SUB IN : Eldridge, Wade |
| | 05:42 | | | SUB OUT: Ramsey, Mason |
| REBOUND (DEF) by (TEAM) | 05:33 | | | MISSED 3 PTR by McCoin, Brock |
| MISSED LAYUP by Rowan, Brock | 05:22 | | | REBOUND (DEF) by Beaty, Logan |
| | 05:11 | | | MISSED JUMPER by Reeder, Colby |
| | 05:11 | | | REBOUND (OFF) by Ramsey, Logan |
| | 05:07 | | | MISSED JUMPER by Ramsey, Logan |
| | 05:07 | | | REBOUND (OFF) by Eldridge, Wade |
| | 05:01 | 66-56 | H 10 | GOOD! JUMPER by Eldridge, Wade [PNT] |
| | 05:00 | | | FOUL by Ramsey, Logan (P5T7) |
| | 05:00 | | | TIMEOUT TEAM |
| GOOD! FT SHOT by Cole, Brandon | 05:00 | 67-56 | H 11 | |
| GOOD! FT SHOT by Cole, Brandon | 05:00 | 68-56 | H 12 | |
| SUB IN : Matthews, Luke | 05:00 | | | SUB IN : Jolley, Bubba |
| SUB OUT: Spence, Gage | 05:00 | | | SUB IN : Hayes, Creed |
| | 05:00 | | | SUB OUT: Ramsey, Logan |

| | | | | |
|---|---|---|---|---|
| | 05:00 | | | SUB OUT: Beaty, Logan |
| BLOCK by Rowan, Brock | 04:53 | | | MISSED JUMPER by Jolley, Bubba |
| REBOUND (DEF) by Rowan, Brock | 04:50 | | | |
| GOOD! FT SHOT by Rowan, Brock | 04:50 | 69-56 | H 13 | FOUL by Jolley, Bubba (P3T8) |
| GOOD! FT SHOT by Rowan, Brock | 04:50 | 70-56 | H 14 | |
| FOUL by Cole, Brandon (P4T9) | 04:50 | 70-57 | H 13 | GOOD! FT SHOT by Reeder, Colby |
| | 04:50 | 70-58 | H 12 | GOOD! FT SHOT by Reeder, Colby |
| SUB IN : Simmons, Justin | 04:50 | | | SUB IN : Beaty, Logan |
| SUB OUT: Cole, Brandon | 04:50 | | | SUB OUT: Reeder, Colby |
| REBOUND (DEF) by Dishman, Dustin | 04:43 | | | MISSED JUMPER by McCoin, Brock |
| GOOD! LAYUP by Rowan, Brock [PNT] | 04:28 | 72-58 | H 14 | |
| ASSIST by Simmons, Justin | 04:28 | | | |
| | 04:17 | | | MISSED 3 PTR by Hayes, Creed |
| | 04:17 | | | REBOUND (OFF) by Eldridge, Wade |
| FOUL by Troino, Robert (P3T10) | 04:17 | | | MISSED FT SHOT by Eldridge, Wade |
| | 04:17 | | | REBOUND (OFF) by (DEADBALL) |
| | 04:17 | 72-59 | H 13 | GOOD! FT SHOT by Eldridge, Wade |
| | 04:17 | | | SUB IN : Reeder, Colby |
| | 04:17 | | | SUB OUT: Jolley, Bubba |
| TURNOVR by Matthews, Luke | 04:12 | | | |
| | 04:07 | | | TURNOVR by Beaty, Logan |
| STEAL by Simmons, Justin | 04:06 | | | |
| TIMEOUT TEAM | 03:36 | | | |
| MISSED 3 PTR by Rowan, Brock | 03:36 | | | REBOUND (DEF) by Reeder, Colby |
| | 03:29 | 72-62 | H 10 | GOOD! 3 PTR by Reeder, Colby |
| | 03:29 | | | ASSIST by McCoin, Brock |
| SUB IN : Cole, Brandon | 03:24 | | | |
| SUB OUT: Simmons, Justin | 03:24 | | | |
| TURNOVR by Cole, Brandon | 03:06 | | | |
| REBOUND (DEF) by Rowan, Brock | 02:51 | | | MISSED JUMPER by Eldridge, Wade |
| TURNOVR by Cole, Brandon | 02:48 | | | STEAL by Reeder, Colby |
| | 02:48 | | | FOUL by Reeder, Colby (P1T9) |
| | 02:48 | | | TURNOVR by Reeder, Colby |
| FOUL by Troino, Robert (P4T11) | 02:42 | | | |
| TURNOVR by Troino, Robert | 02:42 | | | |
| SUB IN : Spence, Gage | 02:42 | | | SUB IN : Jolley, Bubba |
| SUB OUT: Troino, Robert | 02:42 | | | SUB OUT: Hayes, Creed |
| | 02:28 | | | FOUL by McCoin, Brock (P3T10) |
| GOOD! FT SHOT by Rowan, Brock | 02:20 | 73-62 | H 11 | FOUL by Reeder, Colby (P2T11) |
| GOOD! FT SHOT by Rowan, Brock | 02:20 | 74-62 | H 12 | |
| | 02:13 | 74-65 | H 9 | GOOD! 3 PTR by Reeder, Colby |
| | 02:13 | | | ASSIST by McCoin, Brock |
| GOOD! FT SHOT by Cole, Brandon | 01:55 | 75-65 | H 10 | FOUL by Reeder, Colby (P3T12) |
| GOOD! FT SHOT by Cole, Brandon | 01:55 | 76-65 | H 11 | |
| SUB IN : Troino, Robert | 01:55 | | | |
| SUB OUT: Spence, Gage | 01:55 | | | |
| | 01:48 | | | MISSED 3 PTR by Jolley, Bubba |
| | 01:48 | | | REBOUND (OFF) by (TEAM) |
| | 01:43 | | | TURNOVR by Beaty, Logan |
| STEAL by Cole, Brandon | 01:42 | | | |
| TURNOVR by Cole, Brandon | 01:38 | | | |
| BLOCK by Dishman, Dustin | 01:31 | | | MISSED JUMPER by Beaty, Logan |
| REBOUND (DEF) by Dishman, Dustin | 01:28 | | | |
| | 01:25 | | | FOUL by Reeder, Colby (P4T13) |
| | 01:25 | | | TIMEOUT TEAM |
| GOOD! FT SHOT by Rowan, Brock | 01:25 | 77-65 | H 12 | |
| GOOD! FT SHOT by Rowan, Brock | 01:25 | 78-65 | H 13 | |
| REBOUND (DEF) by Troino, Robert | 01:13 | | | MISSED 3 PTR by McCoin, Brock |
| GOOD! FT SHOT by Troino, Robert | 01:09 | 79-65 | H 14 | FOUL by Reeder, Colby (P5T14) |
| GOOD! FT SHOT by Troino, Robert | 01:09 | 80-65 | H 15 | |
| SUB IN : Thompson, Cameron | 01:09 | | | SUB IN : Qualls, Kaleb |
| SUB IN : Yoder, Tyler | 01:09 | | | SUB IN : Gore, Drew |
| SUB IN : Troino, Matt | 01:09 | | | SUB IN : Crowder, Loren |
| SUB IN : Presley, Jonathan | 01:09 | | | SUB IN : Nivens, Trent |
| SUB IN : Breeden, Larry | 01:09 | | | SUB IN : Mahaney, Mason |
| SUB OUT: Cole, Brandon | 01:09 | | | SUB OUT: Beaty, Logan |
| SUB OUT: Dishman, Dustin | 01:09 | | | SUB OUT: Reeder, Colby |
| SUB OUT: Troino, Robert | 01:09 | | | SUB OUT: Eldridge, Wade |
| SUB OUT: Rowan, Brock | 01:09 | | | SUB OUT: McCoin, Brock |
| SUB OUT: Matthews, Luke | 01:09 | | | SUB OUT: Jolley, Bubba |
| BLOCK by Breeden, Larry | 00:57 | | | MISSED JUMPER by Nivens, Trent |
| REBOUND (DEF) by Troino, Matt | 00:55 | | | |
| TURNOVR by Presley, Jonathan | 00:46 | | | |
| REBOUND (DEF) by Yoder, Tyler | 00:38 | | | MISSED JUMPER by Crowder, Loren |

Stone Memorial 80, Livingston Academy 65

Official Basketball Box Score -- 1st Half
Livingston Academy vs Stone Memorial
03/14/12 1:30 p.m. at Murphy Center, Murfreesboro, Tenn.

---

VISITORS: Livingston Academy 28-8

| ## | Player Name | | TOT-FG FG-FGA | 3-PT FG-FGA | FT-FTA | REBOUNDS OF | DE | TOT | PF | TP | A | TO | BLK | S | MIN |
|---|---|---|---|---|---|---|---|---|---|---|---|---|---|---|---|
| 00 | Ramsey, Logan..... | * | 3-4 | 0-0 | 2-2 | 0 | 0 | 0 | 2 | 8 | 1 | 0 | 0 | 0 | 12 |
| 04 | McCoin, Brock..... | * | 1-2 | 0-1 | 2-2 | 0 | 0 | 0 | 1 | 4 | 0 | 1 | 0 | 1 | 5 |
| 12 | Reeder, Colby..... | * | 1-1 | 0-0 | 0-0 | 0 | 0 | 0 | 0 | 2 | 0 | 0 | 0 | 0 | 2 |
| 25 | Ramsey, Mason..... | * | 0-3 | 0-1 | 0-0 | 2 | 1 | 3 | 3 | 0 | 1 | 1 | 0 | 0 | 8 |
| 42 | Beaty, Logan..... | * | 1-4 | 1-3 | 2-4 | 1 | 2 | 3 | 0 | 5 | 0 | 2 | 0 | 1 | 5 |
| 01 | Qualls, Kaleb..... | | 0-0 | 0-0 | 0-0 | 0 | 0 | 0 | 0 | 0 | 0 | 0 | 0 | 0 | 0 |
| 03 | Eldridge, Wade..... | | 3-7 | 0-3 | 0-0 | 0 | 2 | 2 | 1 | 6 | 0 | 0 | 0 | 0 | 11 |
| 05 | Hayes, Creed..... | | 0-0 | 0-0 | 0-0 | 0 | 0 | 0 | 0 | 0 | 0 | 0 | 0 | 0 | 0 |
| 10 | Gore, Drew..... | | 0-0 | 0-0 | 0-0 | 0 | 0 | 0 | 0 | 0 | 0 | 0 | 0 | 0 | 3 |
| 11 | Crowder, Loren..... | | 0-1 | 0-1 | 0-0 | 0 | 0 | 0 | 0 | 0 | 1 | 1 | 0 | 0 | 6 |
| 23 | Nivens, Trent..... | | 0-0 | 0-0 | 0-0 | 0 | 0 | 0 | 0 | 0 | 1 | 0 | 0 | 0 | 2 |
| 24 | Jolley, Bubba..... | | 1-3 | 0-1 | 0-0 | 1 | 1 | 2 | 2 | 2 | 0 | 1 | 0 | 1 | 14 |
| 32 | Mahaney, Mason..... | | 0-0 | 0-0 | 0-0 | 0 | 0 | 0 | 0 | 0 | 0 | 0 | 0 | 0 | 12 |
| | TEAM..... | | | | | | 1 | 1 | | | | | | | |
| | Totals..... | | 10-25 | 1-10 | 6-8 | 4 | 7 | 11 | 9 | 27 | 4 | 6 | 0 | 3 | 80 |

TOTAL FG% 1st Half: 10-25 40.0%
3-Pt. FG% 1st Half: 1-10 10.0%
F Throw % 1st Half: 6-8 75.0%

---

HOME TEAM: Stone Memorial 26-10

| ## | Player Name | | TOT-FG FG-FGA | 3-PT FG-FGA | FT-FTA | REBOUNDS OF | DE | TOT | PF | TP | A | TO | BLK | S | MIN |
|---|---|---|---|---|---|---|---|---|---|---|---|---|---|---|---|
| 05 | Rowan, Brock..... | * | 5-7 | 1-3 | 0-0 | 1 | 0 | 1 | 0 | 11 | 0 | 0 | 0 | 0 | 11 |
| 12 | Troino, Robert..... | * | 4-6 | 2-3 | 1-2 | 1 | 3 | 4 | 0 | 11 | 2 | 3 | 0 | 1 | 10 |
| 30 | Matthews, Luke..... | * | 0-0 | 0-0 | 3-4 | 0 | 3 | 3 | 0 | 3 | 3 | 0 | 0 | 0 | 14 |
| 32 | Dishman, Dustin..... | * | 0-4 | 0-0 | 2-3 | 2 | 2 | 4 | 3 | 2 | 0 | 2 | 1 | 1 | 14 |
| 50 | Cole, Brandon..... | * | 6-8 | 0-0 | 0-1 | 1 | 3 | 4 | 1 | 12 | 1 | 0 | 0 | 0 | 16 |
| 03 | Spence, Gage..... | | 1-1 | 0-0 | 0-0 | 0 | 0 | 0 | 2 | 2 | 0 | 0 | 0 | 0 | 8 |
| 14 | Thompson, Cameron... | | 0-0 | 0-0 | 0-0 | 0 | 0 | 0 | 0 | 0 | 0 | 0 | 0 | 0 | 0 |
| 20 | Yoder, Tyler..... | | 0-0 | 0-0 | 0-0 | 0 | 0 | 0 | 0 | 0 | 0 | 0 | 0 | 0 | 0 |
| 21 | Troino, Matt..... | | 0-0 | 0-0 | 0-0 | 0 | 0 | 0 | 0 | 0 | 0 | 0 | 0 | 0 | 0 |
| 22 | Presley, Jonathan... | | 0-0 | 0-0 | 0-0 | 0 | 0 | 0 | 0 | 0 | 0 | 0 | 0 | 0 | 0 |
| 23 | Breeden, Larry..... | | 0-0 | 0-0 | 0-0 | 0 | 0 | 0 | 0 | 0 | 0 | 0 | 0 | 0 | 5 |
| 25 | Simmons, Justin..... | | 0-0 | 0-0 | 0-0 | 0 | 1 | 1 | 2 | 0 | 0 | 0 | 0 | 0 | 2 |
| | TEAM..... | | | | | | | | | | | 1 | | | |
| | Totals..... | | 16-26 | 3-6 | 6-10 | 5 | 12 | 17 | 8 | 41 | 6 | 6 | 1 | 2 | 80 |

TOTAL FG% 1st Half: 16-26 61.5%
3-Pt. FG% 1st Half: 3-6 50.0%
F Throw % 1st Half: 6-10 60.0%

---

Officials: Greg Gonda, Anthony Hall, Gary Kennedy
Technical fouls: Livingston Academy-None. Stone Memorial-None.
Attendance:

| Score by Periods | 1st | 2nd |
|---|---|---|
| Livingston Academy..... | 8 | 19 |
| Stone Memorial..... | 21 | 20 |

Official Basketball Box Score -- 2nd Half
Livingston Academy vs Stone Memorial
03/14/12 1:30 p.m. at Murphy Center, Murfreesboro, Tenn.

---

VISITORS: Livingston Academy 28-8

| ## | Player Name | | TOT-FG FG-FGA | 3-PT FG-FGA | FT-FTA | REBOUNDS OF | DE | TOT | PF | TP | A | TO | BLK | S | MIN |
|---|---|---|---|---|---|---|---|---|---|---|---|---|---|---|---|
| 00 | Ramsey, Logan..... | * | 0-1 | 0-0 | 0-0 | 1 | 0 | 1 | 3 | 0 | 0 | 1 | 0 | 0 | 6 |
| 04 | McCoin, Brock..... | * | 1-5 | 1-3 | 0-0 | 0 | 0 | 0 | 1 | 3 | 2 | 1 | 0 | 0 | 9 |
| 12 | Reeder, Colby..... | * | 2-4 | 2-3 | 4-4 | 0 | 2 | 2 | 5 | 10 | 0 | 1 | 0 | 1 | 10 |
| 25 | Ramsey, Mason..... | * | 7-9 | 2-3 | 1-1 | 2 | 1 | 3 | 2 | 17 | 0 | 1 | 0 | 0 | 9 |
| 42 | Beaty, Logan..... | * | 0-2 | 0-1 | 2-3 | 0 | 2 | 2 | 0 | 2 | 0 | 2 | 1 | 0 | 15 |
| 01 | Qualls, Kaleb..... | | 0-0 | 0-0 | 0-0 | 0 | 0 | 0 | 0 | 0 | 0 | 0 | 0 | 0 | 2 |
| 03 | Eldridge, Wade..... | | 1-3 | 0-1 | 2-3 | 2 | 1 | 3 | 1 | 4 | 1 | 1 | 0 | 1 | 10 |
| 05 | Hayes, Creed..... | | 0-2 | 0-1 | 0-0 | 0 | 0 | 0 | 1 | 0 | 0 | 0 | 0 | 0 | 7 |
| 10 | Gore, Drew..... | | 0-0 | 0-0 | 0-0 | 0 | 0 | 0 | 0 | 0 | 0 | 0 | 0 | 0 | 1 |
| 11 | Crowder, Loren..... | | 0-1 | 0-0 | 0-0 | 0 | 0 | 0 | 0 | 0 | 0 | 0 | 0 | 0 | 1 |
| 23 | Nivens, Trent..... | | 0-1 | 0-0 | 0-0 | 0 | 0 | 0 | 0 | 0 | 0 | 0 | 0 | 0 | 1 |
| 24 | Jolley, Bubba..... | | 1-6 | 0-3 | 0-0 | 1 | 1 | 2 | 1 | 2 | 2 | 0 | 0 | 0 | 8 |
| 32 | Mahaney, Mason..... | | 0-0 | 0-0 | 0-0 | 0 | 0 | 0 | 0 | 0 | 0 | 0 | 0 | 0 | 1 |
| | TEAM..... | | | | | 3 | | 3 | | | | 1 | | | |
| | Totals..... | | 12-34 | 5-15 | 9-11 | 9 | 7 | 16 | 14 | 38 | 5 | 8 | 1 | 2 | 80 |

TOTAL FG% 1st Half: 10-25 40.0%  2nd Half: 12-34 35.3%  Game: 37.3%
3-Pt. FG% 1st Half: 1-10 10.0%  2nd Half: 5-15 33.3%  Game: 24.0%
F Throw % 1st Half: 6-8 75.0%  2nd Half: 9-11 81.8%  Game: 78.9%

---

HOME TEAM: Stone Memorial 26-10

| ## | Player Name | | TOT-FG FG-FGA | 3-PT FG-FGA | FT-FTA | REBOUNDS OF | DE | TOT | PF | TP | A | TO | BLK | S | MIN |
|---|---|---|---|---|---|---|---|---|---|---|---|---|---|---|---|
| 05 | Rowan, Brock..... | * | 4-9 | 1-3 | 7-7 | 1 | 3 | 4 | 1 | 16 | 0 | 2 | 1 | 2 | 15 |
| 12 | Troino, Robert..... | * | 2-3 | 2-3 | 2-2 | 1 | 3 | 4 | 4 | 8 | 0 | 3 | 0 | 1 | 15 |
| 30 | Matthews, Luke..... | * | 0-0 | 0-0 | 0-0 | 0 | 0 | 0 | 1 | 0 | 2 | 2 | 0 | 0 | 10 |
| 32 | Dishman, Dustin..... | * | 0-1 | 0-0 | 0-0 | 0 | 2 | 2 | 1 | 0 | 0 | 0 | 1 | 0 | 9 |
| 50 | Cole, Brandon..... | * | 4-6 | 0-0 | 5-5 | 1 | 2 | 3 | 3 | 13 | 0 | 5 | 0 | 1 | 13 |
| 03 | Spence, Gage..... | | 0-1 | 0-0 | 0-0 | 0 | 0 | 0 | 0 | 0 | 0 | 0 | 0 | 0 | 6 |
| 14 | Thompson, Cameron... | | 0-0 | 0-0 | 0-0 | 0 | 0 | 0 | 0 | 0 | 0 | 0 | 0 | 0 | 1 |
| 20 | Yoder, Tyler..... | | 0-0 | 0-0 | 0-0 | 0 | 1 | 1 | 0 | 0 | 0 | 0 | 0 | 0 | 1 |
| 21 | Troino, Matt..... | | 0-0 | 0-0 | 0-0 | 0 | 1 | 1 | 0 | 0 | 0 | 0 | 0 | 0 | 1 |
| 22 | Presley, Jonathan... | | 0-0 | 0-0 | 0-0 | 0 | 0 | 0 | 0 | 0 | 0 | 1 | 0 | 0 | 1 |
| 23 | Breeden, Larry..... | | 0-0 | 0-0 | 0-0 | 1 | 0 | 1 | 0 | 0 | 0 | 0 | 1 | 0 | 2 |
| 25 | Simmons, Justin..... | | 1-1 | 0-0 | 0-1 | 0 | 0 | 0 | 1 | 2 | 1 | 0 | 0 | 1 | 6 |
| | TEAM..... | | | | | | 2 | 2 | | | | | | | |
| | Totals..... | | 11-21 | 3-6 | 14-15 | 4 | 14 | 18 | 11 | 39 | 3 | 13 | 3 | 5 | 80 |

TOTAL FG% 1st Half: 16-26 61.5%  2nd Half: 11-21 52.4%  Game: 57.4%
3-Pt. FG% 1st Half: 3-6 50.0%  2nd Half: 3-6 50.0%  Game: 50.0%
F Throw % 1st Half: 6-10 60.0%  2nd Half: 14-15 93.3%  Game: 80.0%

---

Officials: Greg Gonda, Anthony Hall, Gary Kennedy
Technical fouls: Livingston Academy-None. Stone Memorial-None.
Attendance:

| Score by Periods | 1st | 2nd | 3rd | 4th |
|---|---|---|---|---|
| Livingston Academy..... | 8 | 19 | 22 | 16 |
| Stone Memorial..... | 21 | 20 | 20 | 19 |

# 2011 Class AA State Boys' Basketball Tournament

## March 16 - March 19, 2011 · Murphy Center - MTSU - Murfreesboro, TN

**Game 1**
Wed. Mar. 16 5:00 PM

| | |
|---|---|
| East Literature (27-6) | 63 |
| Livingston Academy (23-11) | 62 |

**Game 2**
Wed. Mar. 16 6:45 PM

| | |
|---|---|
| Bolivar Central (21-11) | 82 |
| Stone Memorial (22-12) | 76 |

**Game 3**
Thu. Mar. 17 10:00 AM

| | |
|---|---|
| Liberty Magnet (30-3) | 67 |
| Knoxville Fulton (21-10) | 62 |

**Game 4**
Thu. Mar. 17 11:45 AM

| | |
|---|---|
| Howard (23-6) | 47 |
| Giles Co. (24-5) | 45 |

**Game 5**
Fri. Mar. 18 1:30 PM

| | |
|---|---|
| East Literature | 53 |
| Bolivar Central | 50 |

**Game 6**
Fri. Mar. 18 3:15 PM

| | |
|---|---|
| Liberty Magnet | 61 |
| Howard | 53 |

**Game 7**
Sat. Mar. 19 3:00 PM

| | |
|---|---|
| East Literature | 57 |
| Liberty Magnet | 67 |

**Liberty Magnet**
STATE CHAMPION

Official Basketball Box Score
Livingston Academy vs East Literature
03/16/11 5:00 PM at Murphy Center (Murfreesboro, TN)

---

VISITORS: Livingston Academy 23-12

| ## | Player Name | | TOT-FG FG-FGA | 3-PT FG-FGA | FT-FTA | REBOUNDS OF | DE | TOT | PF | TP | A | TO | BLK | S | MIN |
|---|---|---|---|---|---|---|---|---|---|---|---|---|---|---|---|
| 00 | Ramsey, Logan..... | * | 7-10 | 0-0 | 3-3 | 3 | 2 | 5 | 0 | 17 | 1 | 0 | 0 | 1 | 32 |
| 01 | Huitt, Jake..... | * | 8-10 | 1-3 | 4-4 | 1 | 3 | 4 | 2 | 21 | 4 | 3 | 0 | 0 | 32 |
| 12 | Reeder, Colby..... | * | 1-3 | 0-1 | 0-0 | 2 | 3 | 5 | 2 | 2 | 1 | 0 | 0 | 2 | 26 |
| 25 | Ramsey, Mason..... | * | 3-8 | 2-3 | 5-7 | 1 | 5 | 6 | 4 | 13 | 1 | 2 | 0 | 0 | 23 |
| 31 | Melton, Kailen..... | * | 2-8 | 1-5 | 0-0 | 0 | 1 | 1 | 4 | 5 | 4 | 2 | 0 | 1 | 26 |
| 04 | McCoin, Brock..... | | 2-4 | 0-0 | 0-3 | 0 | 1 | 1 | 2 | 4 | 1 | 3 | 0 | 2 | 17 |
| 42 | Beaty, Logan..... | | 0-0 | 0-0 | 0-0 | 0 | 0 | 0 | 0 | 0 | 0 | 1 | 0 | 1 | 4 |
| | TEAM..... | | | | | 1 | 4 | 5 | | | | | | | |
| | Totals..... | | 23-43 | 4-12 | 12-17 | 8 | 19 | 27 | 14 | 62 | 12 | 11 | 0 | 7 | 160 |

TOTAL FG% 1st Half: 11-24 45.8% 2nd Half: 12-19 63.2% Game: 53.5% DEADB
3-Pt. FG% 1st Half: 2-10 20.0% 2nd Half: 2-2 100 % Game: 33.3% REBS
F Throw % 1st Half: 5-6 83.3% 2nd Half: 7-11 63.6% Game: 70.6% 3

---

HOME TEAM: East Literature 28-6

| ## | Player Name | | TOT-FG FG-FGA | 3-PT FG-FGA | FT-FTA | REBOUNDS OF | DE | TOT | PF | TP | A | TO | BLK | S | MIN |
|---|---|---|---|---|---|---|---|---|---|---|---|---|---|---|---|
| 02 | Drake, Nick..... | * | 1-3 | 1-3 | 0-1 | 0 | 2 | 2 | 4 | 3 | 1 | 1 | 0 | 0 | 25 |
| 04 | Willingham, Chris... | * | 5-9 | 3-6 | 0-0 | 0 | 1 | 1 | 1 | 13 | 0 | 1 | 0 | 1 | 29 |
| 20 | Hendricks, Cheau.... | * | 7-12 | 0-2 | 2-4 | 1 | 1 | 2 | 1 | 16 | 2 | 1 | 0 | 0 | 23 |
| 24 | McKissack, Sean..... | * | 4-5 | 0-1 | 2-2 | 1 | 1 | 2 | 3 | 10 | 0 | 0 | 0 | 3 | 22 |
| 32 | Booker, Aaron..... | * | 5-7 | 1-2 | 3-3 | 3 | 4 | 7 | 1 | 14 | 0 | 1 | 1 | 0 | 22 |
| 03 | Scott, Bobby..... | | 1-4 | 1-1 | 0-0 | 0 | 1 | 1 | 0 | 3 | 0 | 1 | 0 | 0 | 11 |
| 10 | Allen, Narian..... | | 0-1 | 0-1 | 0-0 | 0 | 1 | 1 | 1 | 0 | 2 | 1 | 0 | 1 | 9 |
| 12 | Johnson, Raymond.... | | 0-1 | 0-0 | 0-0 | 0 | 0 | 0 | 1 | 0 | 0 | 1 | 0 | 1 | 2 |
| 25 | Smith, Tim..... | | 1-2 | 0-0 | 0-1 | 0 | 0 | 0 | 3 | 2 | 0 | 0 | 1 | 0 | 8 |
| 40 | Partee, Carlos..... | | 1-3 | 0-0 | 0-0 | 0 | 0 | 0 | 1 | 2 | 0 | 1 | 2 | 0 | 9 |
| | TEAM..... | | | | | 1 | 3 | 4 | | | | | | | |
| | Totals..... | | 25-47 | 6-16 | 7-11 | 6 | 14 | 20 | 16 | 63 | 5 | 8 | 4 | 6 | 160 |

TOTAL FG% 1st Half: 10-23 43.5% 2nd Half: 15-24 62.5% Game: 53.2% DEADB
3-Pt. FG% 1st Half: 2-8 25.0% 2nd Half: 4-8 50.0% Game: 37.5% REBS
F Throw % 1st Half: 3-5 60.0% 2nd Half: 4-6 66.7% Game: 63.6% 1

---

Officials: Mike Northcutt, Marvin Henson, Kelly Davis
Technical fouls: Livingston Academy-None. East Literature-None.
Attendance:

| Score by Periods | 1st | 2nd | 3rd | 4th | | Total |
|---|---|---|---|---|---|---|
| Livingston Academy..... | 19 | 10 | 15 | 18 | - | 62 |
| East Literature..... | 9 | 16 | 16 | 22 | - | 63 |

Play-by-Play
Livingston Academy vs East Literature
03/16/11 5:00 PM at Murphy Center (Murfreesboro, TN)

1st PERIOD Play-by-Play (Page 1)

| HOME TEAM: East Literature | TIME | SCORE | MAR | VISITORS: Livingston Academy |
|---|---|---|---|---|
| GOOD! JUMPER by Hendricks, Cheau [PNT] | 07:34 | 2-0 | H 2 | |
| | 07:18 | | | MISSED 3 PTR by Melton, Kailen |
| | 07:18 | | | REBOUND (OFF) by Ramsey, Logan |
| | 07:02 | 2-2 | T 1 | GOOD! LAYUP by Ramsey, Mason [PNT] |
| | 07:02 | | | ASSIST by Ramsey, Logan |
| MISSED 3 PTR by McKissack, Sean | 06:48 | | | REBOUND (DEF) by Ramsey, Logan |
| | 06:28 | 2-5 | V 3 | GOOD! 3 PTR by Huitt, Jake |
| GOOD! 3 PTR by Willingham, Chris | 05:27 | 5-5 | T 2 | |
| | 05:25 | 5-8 | V 3 | GOOD! 3 PTR by Ramsey, Mason |
| MISSED 3 PTR by Hendricks, Cheau | 05:15 | | | |
| REBOUND (OFF) by Booker, Aaron | 05:15 | | | |
| GOOD! JUMPER by Booker, Aaron | 05:10 | 7-8 | V 1 | |
| REBOUND (DEF) by Booker, Aaron | 04:52 | | | MISSED 3 PTR by Ramsey, Mason |
| MISSED 3 PTR by Drake, Nick | 04:34 | | | REBOUND (DEF) by Melton, Kailen |
| FOUL by Drake, Nick (P1T1) | 04:18 | | | |
| BLOCK by Booker, Aaron | 04:11 | | | MISSED JUMPER by Ramsey, Logan |
| | 04:08 | | | REBOUND (OFF) by (TEAM) |
| | 03:51 | | | MISSED JUMPER by Ramsey, Mason |
| | 03:51 | | | REBOUND (OFF) by Reeder, Colby |
| | 03:38 | 7-10 | V 3 | GOOD! LAYUP by Ramsey, Logan [PNT] |
| | 03:38 | | | ASSIST by Ramsey, Mason |
| MISSED 3 PTR by Booker, Aaron | 03:21 | | | |
| REBOUND (OFF) by Hendricks, Cheau | 03:21 | | | |
| | 03:19 | | | FOUL by Reeder, Colby (P1T1) |
| SUB IN : Partee, Carlos | 03:19 | | | |
| SUB IN : Scott, Bobby | 03:19 | | | |
| SUB IN : Smith, Tim | 03:19 | | | |
| SUB OUT: McKissack, Sean | 03:19 | | | |
| SUB OUT: Hendricks, Cheau | 03:19 | | | |
| SUB OUT: Booker, Aaron | 03:19 | | | |
| MISSED JUMPER by Partee, Carlos | 03:12 | | | REBOUND (DEF) by Ramsey, Mason |
| BLOCK by Smith, Tim | 02:55 | | | MISSED JUMPER by Ramsey, Mason |
| | 02:54 | | | REBOUND (OFF) by Ramsey, Logan |
| | 02:54 | 7-12 | V 5 | GOOD! JUMPER by Ramsey, Logan |
| FOUL by Partee, Carlos (P1T2) | 02:54 | 7-13 | V 6 | GOOD! FT SHOT by Ramsey, Logan |
| | 02:54 | | | SUB IN : McCoin, Brock |
| | 02:54 | | | SUB OUT: Reeder, Colby |
| MISSED JUMPER by Scott, Bobby | 02:43 | | | REBOUND (DEF) by Ramsey, Mason |
| | 02:27 | 7-15 | V 8 | GOOD! LAYUP by Huitt, Jake [PNT] |
| | 02:27 | | | ASSIST by Melton, Kailen |
| GOOD! JUMPER by Smith, Tim [PNT] | 02:08 | 9-15 | V 6 | |
| MISSED FT SHOT by Smith, Tim | 02:08 | | | FOUL by Ramsey, Mason (P1T2) |
| | 02:08 | | | REBOUND (DEF) by Ramsey, Mason |
| FOUL by Smith, Tim (P1T3) | 01:27 | 9-16 | V 7 | GOOD! FT SHOT by Ramsey, Mason |
| | 01:27 | 9-17 | V 8 | GOOD! FT SHOT by Ramsey, Mason |
| MISSED JUMPER by Partee, Carlos | 01:10 | | | REBOUND (DEF) by (TEAM) |
| | 01:09 | | | SUB IN : Reeder, Colby |
| | 01:09 | | | SUB OUT: Ramsey, Mason |
| BLOCK by Partee, Carlos | 01:04 | | | MISSED LAYUP by McCoin, Brock |
| | 01:00 | | | REBOUND (OFF) by Reeder, Colby |
| | 00:47 | | | MISSED 3 PTR by Melton, Kailen |
| | 00:47 | | | REBOUND (OFF) by Huitt, Jake |
| | 00:44 | 9-19 | V 10 | GOOD! JUMPER by Huitt, Jake [PNT] |
| | 00:36 | | | FOUL by McCoin, Brock (P1T3) |
| MISSED 3 PTR by Willingham, Chris | 00:29 | | | REBOUND (DEF) by (TEAM) |
| SUB IN : Allen, Narian | 00:27 | | | |
| SUB OUT: Willingham, Chris | 00:27 | | | |
| REBOUND (DEF) by Allen, Narian | 00:18 | | | MISSED 3 PTR by Huitt, Jake |

Livingston Academy 19, East Literature 9

2nd PERIOD Play-by-Play (Page 1)

| HOME TEAM: East Literature | TIME | SCORE | MAR | VISITORS: Livingston Academy |
|---|---|---|---|---|
| SUB IN : Allen, Narian | 08:00 | | | |
| SUB IN : Scott, Bobby | 08:00 | | | |

| | | | | |
|---|---|---|---|---|
| SUB IN : Smith, Tim | 08:00 | | | |
| SUB IN : Partee, Carlos | 08:00 | | | |
| SUB OUT: McKissack, Sean | 08:00 | | | |
| SUB OUT: Hendricks, Cheau | 08:00 | | | |
| SUB OUT: Booker, Aaron | 08:00 | | | |
| SUB OUT: Willingham, Chris | 08:00 | | | |
| | 07:39 | 9-21 | V 12 | GOOD! JUMPER by Huitt, Jake [PNT] |
| TURNOVR by Scott, Bobby | 07:09 | | | |
| SUB IN : Willingham, Chris | 07:09 | | | |
| SUB IN : Hendricks, Cheau | 07:09 | | | |
| SUB IN : Booker, Aaron | 07:09 | | | |
| SUB IN : McKissack, Sean | 07:09 | | | |
| SUB OUT: Drake, Nick | 07:09 | | | |
| SUB OUT: Allen, Narian | 07:09 | | | |
| SUB OUT: Smith, Tim | 07:09 | | | |
| SUB OUT: Partee, Carlos | 07:09 | | | |
| REBOUND (DEF) by Willingham, Chris | 06:54 | | | MISSED 3 PTR by Reeder, Colby |
| | 06:54 | | | FOUL by Ramsey, Mason (P2T4) |
| MISSED JUMPER by Willingham, Chris | 06:22 | | | REBOUND (DEF) by Huitt, Jake |
| FOUL by Booker, Aaron (P1T4) | 06:10 | | | MISSED FT SHOT by Ramsey, Mason |
| | 06:10 | | | REBOUND (OFF) by (DEADBALL) |
| GOOD! JUMPER by Willingham, Chris | 06:02 | 11-21 | V 10 | |
| | 05:41 | | | FOUL by Ramsey, Mason (P3T5) |
| | 05:41 | | | TURNOVR by Ramsey, Mason |
| | 05:41 | | | SUB IN : McCoin, Brock |
| | 05:41 | | | SUB OUT: Ramsey, Mason |
| MISSED JUMPER by Scott, Bobby | 05:28 | | | REBOUND (DEF) by McCoin, Brock |
| | 05:05 | | | TURNOVR by Melton, Kailen |
| STEAL by McKissack, Sean | 05:04 | | | |
| GOOD! FT SHOT by McKissack, Sean | 05:03 | 12-21 | V 9 | FOUL by Melton, Kailen (P1T6) |
| GOOD! FT SHOT by McKissack, Sean | 05:03 | 13-21 | V 8 | |
| SUB IN : Drake, Nick | 05:03 | | | |
| SUB OUT: McKissack, Sean | 05:03 | | | |
| REBOUND (DEF) by Drake, Nick | 04:47 | | | MISSED JUMPER by Melton, Kailen |
| MISSED JUMPER by Scott, Bobby | 04:35 | | | |
| REBOUND (OFF) by Booker, Aaron | 04:35 | | | |
| GOOD! JUMPER by Booker, Aaron [PNT] | 04:33 | 15-21 | V 6 | |
| GOOD! FT SHOT by Booker, Aaron | 04:33 | 16-21 | V 5 | FOUL by Huitt, Jake (P1T7) |
| SUB IN : Smith, Tim | 04:33 | | | |
| SUB OUT: Booker, Aaron | 04:33 | | | |
| | 04:32 | | | TIMEOUT 30sec |
| REBOUND (DEF) by (TEAM) | 04:14 | | | MISSED 3 PTR by Melton, Kailen |
| SUB IN : Partee, Carlos | 04:13 | | | SUB IN : Beaty, Logan |
| SUB OUT: Scott, Bobby | 04:13 | | | SUB OUT: Melton, Kailen |
| TURNOVR by Hendricks, Cheau | 04:01 | | | STEAL by Beaty, Logan |
| | 03:41 | | | TURNOVR by McCoin, Brock |
| TURNOVR by Willingham, Chris | 03:28 | | | |
| | 03:27 | | | STEAL by McCoin, Brock |
| | 03:18 | 16-23 | V 7 | GOOD! JUMPER by Ramsey, Logan |
| | 03:18 | | | ASSIST by Reeder, Colby |
| MISSED FT SHOT by Drake, Nick | 03:09 | | | FOUL by McCoin, Brock (P2T8) |
| | 03:09 | | | REBOUND (DEF) by Reeder, Colby |
| FOUL by Smith, Tim (P2T5) | 02:53 | 16-24 | V 8 | GOOD! FT SHOT by Huitt, Jake |
| | 02:53 | 16-25 | V 9 | GOOD! FT SHOT by Huitt, Jake |
| SUB IN : McKissack, Sean | 02:53 | | | SUB IN : Melton, Kailen |
| SUB OUT: Partee, Carlos | 02:53 | | | SUB OUT: McCoin, Brock |
| MISSED JUMPER by Smith, Tim | 02:39 | | | |
| REBOUND (OFF) by McKissack, Sean | 02:39 | | | |
| GOOD! JUMPER by McKissack, Sean [PNT] | 02:37 | 18-25 | V 7 | |
| | 02:23 | | | MISSED 3 PTR by Huitt, Jake |
| | 02:23 | | | REBOUND (OFF) by Ramsey, Logan |
| | 02:20 | 18-27 | V 9 | GOOD! JUMPER by Ramsey, Logan [PNT] |
| GOOD! JUMPER by Willingham, Chris | 02:05 | 20-27 | V 7 | |
| | 01:44 | 20-29 | V 9 | GOOD! LAYUP by Ramsey, Logan [PNT] |
| | 01:44 | | | ASSIST by Melton, Kailen |
| GOOD! 3 PTR by Willingham, Chris | 01:34 | 23-29 | V 6 | |
| STEAL by McKissack, Sean | 01:13 | | | TURNOVR by Beaty, Logan |
| SUB IN : Booker, Aaron | 01:13 | | | |
| SUB OUT: Smith, Tim | 01:13 | | | |
| GOOD! LAYUP by Hendricks, Cheau [PNT] | 01:04 | 25-29 | V 4 | |
| FOUL by Drake, Nick (P2T6) | 00:09 | | | |
| REBOUND (DEF) by Hendricks, Cheau | 00:07 | | | MISSED 3 PTR by Melton, Kailen |
| MISSED 3 PTR by Hendricks, Cheau | 00:00 | | | REBOUND (DEF) by (TEAM) |

3rd PERIOD Play-by-Play (Page 1)

| HOME TEAM: East Literature | TIME | SCORE | MAR | VISITORS: Livingston Academy |
|---|---|---|---|---|
| STEAL by McKissack, Sean | 07:49 | | | TURNOVR by Huitt, Jake |
| GOOD! LAYUP by McKissack, Sean [FB/PNT] | 07:44 | 27-29 | V 2 | |
| | 07:24 | | | TURNOVR by Ramsey, Mason |
| GOOD! LAYUP by Booker, Aaron [PNT] | 07:13 | 29-29 | T 3 | |
| ASSIST by Hendricks, Cheau | 07:13 | | | |
| | 06:57 | 29-31 | V 2 | GOOD! JUMPER by Huitt, Jake [PNT] |
| | 06:28 | | | FOUL by Melton, Kailen (P2T1) |
| TURNOVR by Booker, Aaron | 06:17 | | | |
| | 06:16 | | | STEAL by Melton, Kailen |
| | 06:02 | 29-34 | V 5 | GOOD! 3 PTR by Ramsey, Mason |
| | 06:02 | | | ASSIST by Huitt, Jake |
| MISSED 3 PTR by Drake, Nick | 05:45 | | | |
| REBOUND (OFF) by Booker, Aaron | 05:45 | | | |
| GOOD! JUMPER by Booker, Aaron | 05:41 | 31-34 | V 3 | |
| REBOUND (DEF) by McKissack, Sean | 05:33 | | | MISSED JUMPER by Melton, Kailen |
| MISSED JUMPER by Hendricks, Cheau | 05:22 | | | REBOUND (DEF) by Ramsey, Mason |
| FOUL by McKissack, Sean (P1T1) | 05:17 | | | |
| REBOUND (DEF) by Booker, Aaron | 05:07 | | | MISSED JUMPER by Ramsey, Logan |
| MISSED FT SHOT by Hendricks, Cheau | 04:57 | | | FOUL by Melton, Kailen (P3T2) |
| REBOUND (OFF) by (DEADBALL) | 04:57 | | | |
| MISSED FT SHOT by Hendricks, Cheau | 04:57 | | | REBOUND (DEF) by Ramsey, Logan |
| | 04:57 | | | SUB IN : McCoin, Brock |
| | 04:57 | | | SUB OUT: Melton, Kailen |
| | 04:38 | 31-36 | V 5 | GOOD! LAYUP by Huitt, Jake [PNT] |
| FOUL by Hendricks, Cheau (P1T2) | 04:38 | 31-37 | V 6 | GOOD! FT SHOT by Huitt, Jake |
| SUB IN : Allen, Narian | 04:38 | | | |
| SUB OUT: Hendricks, Cheau | 04:38 | | | |
| MISSED 3 PTR by Willingham, Chris | 04:17 | | | REBOUND (DEF) by (TEAM) |
| | 04:01 | 31-39 | V 8 | GOOD! LAYUP by Huitt, Jake [PNT] |
| FOUL by McKissack, Sean (P2T3) | 04:01 | | | |
| TIMEOUT 30sec | 04:01 | | | |
| | 04:01 | 31-40 | V 9 | GOOD! FT SHOT by Huitt, Jake |
| MISSED 3 PTR by Allen, Narian | 03:29 | | | REBOUND (DEF) by Ramsey, Mason |
| | 03:20 | 31-42 | V 11 | GOOD! JUMPER by Ramsey, Logan |
| | 03:20 | | | ASSIST by Huitt, Jake |
| GOOD! 3 PTR by Booker, Aaron | 03:07 | 34-42 | V 8 | |
| | 02:51 | | | TURNOVR by Huitt, Jake |
| STEAL by Allen, Narian | 02:50 | | | |
| MISSED 3 PTR by Willingham, Chris | 02:48 | | | REBOUND (DEF) by Reeder, Colby |
| | 02:36 | 34-44 | V 10 | GOOD! LAYUP by McCoin, Brock [PNT] |
| GOOD! LAYUP by McKissack, Sean [PNT] | 02:08 | 36-44 | V 8 | |
| ASSIST by Drake, Nick | 02:08 | | | |
| SUB IN : Scott, Bobby | 02:08 | | | |
| SUB IN : Partee, Carlos | 02:08 | | | |
| SUB IN : Smith, Tim | 02:08 | | | |
| SUB OUT: McKissack, Sean | 02:08 | | | |
| SUB OUT: Booker, Aaron | 02:08 | | | |
| SUB OUT: Willingham, Chris | 02:08 | | | |
| FOUL by Allen, Narian (P1T4) | 01:55 | | | |
| BLOCK by Partee, Carlos | 01:44 | | | MISSED LAYUP by Reeder, Colby |
| REBOUND (DEF) by (TEAM) | 01:44 | | | |
| TURNOVR by Drake, Nick | 01:36 | | | |
| | 01:34 | | | STEAL by McCoin, Brock |
| FOUL by Smith, Tim (P3T5) | 01:26 | | | MISSED FT SHOT by McCoin, Brock |
| | 01:26 | | | REBOUND (OFF) by (DEADBALL) |
| REBOUND (DEF) by Drake, Nick | 01:26 | | | MISSED FT SHOT by McCoin, Brock |
| GOOD! 3 PTR by Drake, Nick | 01:01 | 39-44 | V 5 | |
| ASSIST by Allen, Narian | 01:01 | | | |
| | 00:46 | | | TURNOVR by McCoin, Brock |
| SUB IN : Johnson, Raymond | 00:46 | | | |
| SUB OUT: Smith, Tim | 00:46 | | | |
| TURNOVR by Johnson, Raymond | 00:31 | | | STEAL by Reeder, Colby |
| FOUL by Drake, Nick (P3T6) | 00:31 | | | |
| REBOUND (DEF) by Scott, Bobby | 00:15 | | | MISSED JUMPER by McCoin, Brock |
| TURNOVR by Allen, Narian | 00:09 | | | |
| | 00:08 | | | STEAL by Reeder, Colby |
| STEAL by Johnson, Raymond | 00:04 | | | TURNOVR by Huitt, Jake |
| GOOD! LAYUP by Partee, Carlos [PNT] | 00:00 | 41-44 | V 3 | |
| ASSIST by Allen, Narian | 00:00 | | | |

Livingston Academy 44, East Literature 41

4th PERIOD Play-by-Play (Page 1)

| HOME TEAM: East Literature | TIME | SCORE | MAR | VISITORS: Livingston Academy |
|---|---|---|---|---|
| SUB IN : Johnson, Raymond | 08:00 | | | |
| SUB IN : Partee, Carlos | 08:00 | | | |
| SUB IN : Scott, Bobby | 08:00 | | | |
| SUB OUT: Drake, Nick | 08:00 | | | |
| SUB OUT: McKissack, Sean | 08:00 | | | |
| SUB OUT: Booker, Aaron | 08:00 | | | |
| FOUL by Johnson, Raymond (P1T7) | 07:50 | | | MISSED FT SHOT by Ramsey, Mason |
| | 07:50 | | | REBOUND (OFF) by (DEADBALL) |
| | 07:50 | 41-45 | V 4 | GOOD! FT SHOT by Ramsey, Mason |
| TURNOVR by Partee, Carlos | 07:28 | | | |
| | 07:27 | | | STEAL by Ramsey, Logan |
| SUB IN : Booker, Aaron | 07:17 | | | |
| SUB IN : McKissack, Sean | 07:17 | | | |
| SUB OUT: Johnson, Raymond | 07:17 | | | |
| SUB OUT: Partee, Carlos | 07:17 | | | |
| | 07:05 | | | TURNOVR by Melton, Kailen |
| GOOD! FT SHOT by Booker, Aaron | 06:55 | 42-45 | V 3 | FOUL by Ramsey, Mason (P4T3) |
| GOOD! FT SHOT by Booker, Aaron | 06:55 | 43-45 | V 2 | |
| | 06:55 | | | SUB IN : McCoin, Brock |
| | 06:55 | | | SUB OUT: Ramsey, Mason |
| | 06:42 | 43-47 | V 4 | GOOD! LAYUP by Melton, Kailen [FB/PNT] |
| | 06:38 | | | ASSIST by McCoin, Brock |
| GOOD! 3 PTR by Scott, Bobby | 06:28 | 46-47 | V 1 | |
| ASSIST by Hendricks, Cheau | 06:28 | | | |
| FOUL by Willingham, Chris (P1T8) | 06:24 | | | MISSED FT SHOT by McCoin, Brock |
| REBOUND (DEF) by Booker, Aaron | 06:24 | | | |
| MISSED LAYUP by Hendricks, Cheau | 06:14 | | | REBOUND (DEF) by Huitt, Jake |
| FOUL by McKissack, Sean (P3T9) | 05:50 | 46-48 | V 2 | GOOD! FT SHOT by Ramsey, Logan |
| | 05:50 | 46-49 | V 3 | GOOD! FT SHOT by Ramsey, Logan |
| SUB IN : Allen, Narian | 05:50 | | | |
| SUB OUT: Scott, Bobby | 05:50 | | | |
| GOOD! LAYUP by McKissack, Sean [PNT] | 05:40 | 48-49 | V 1 | |
| | 05:27 | 48-51 | V 3 | GOOD! LAYUP by Reeder, Colby [PNT] |
| | 05:27 | | | ASSIST by Melton, Kailen |
| GOOD! 3 PTR by Willingham, Chris | 04:59 | 51-51 | T 4 | |
| | 04:46 | | | TURNOVR by McCoin, Brock |
| STEAL by Willingham, Chris | 04:45 | | | |
| MISSED LAYUP by Johnson, Raymond | 04:42 | | | REBOUND (DEF) by Reeder, Colby |
| | 04:35 | | | TIMEOUT 30sec |
| | 04:35 | | | SUB IN : Ramsey, Mason |
| | 04:35 | | | SUB OUT: Reeder, Colby |
| | 04:29 | 51-54 | V 3 | GOOD! 3 PTR by Melton, Kailen |
| | 04:29 | | | ASSIST by Huitt, Jake |
| GOOD! FT SHOT by Hendricks, Cheau | 04:12 | 52-54 | V 2 | FOUL by Huitt, Jake (P2T4) |
| GOOD! FT SHOT by Hendricks, Cheau | 04:12 | 53-54 | V 1 | |
| | 04:12 | | | TIMEOUT 30sec |
| | 03:58 | 53-56 | V 3 | GOOD! JUMPER by Ramsey, Logan [PNT] |
| | 03:58 | | | ASSIST by Huitt, Jake |
| GOOD! LAYUP by Hendricks, Cheau [PNT] | 03:22 | 55-56 | V 1 | |
| REBOUND (DEF) by Booker, Aaron | 02:51 | | | MISSED JUMPER by Ramsey, Mason |
| GOOD! JUMPER by Hendricks, Cheau | 02:38 | 57-56 | H 1 | |
| REBOUND (DEF) by (TEAM) | 02:22 | | | MISSED JUMPER by Ramsey, Logan |
| SUB IN : Drake, Nick | 02:22 | | | |
| SUB OUT: Allen, Narian | 02:22 | | | |
| GOOD! LAYUP by Hendricks, Cheau [PNT] | 02:07 | 59-56 | H 3 | |
| SUB IN : Partee, Carlos | 02:01 | | | |
| SUB OUT: McKissack, Sean | 02:01 | | | |
| | 01:49 | 59-58 | H 1 | GOOD! LAYUP by Huitt, Jake [PNT] |
| | 01:49 | | | ASSIST by Melton, Kailen |
| TIMEOUT 30sec | 01:26 | | | |
| | 01:24 | | | FOUL by Melton, Kailen (P4T5) |
| MISSED JUMPER by Hendricks, Cheau | 01:21 | | | REBOUND (DEF) by Huitt, Jake |
| | 01:15 | 59-60 | V 1 | GOOD! LAYUP by McCoin, Brock [FB/PNT] |
| MISSED JUMPER by Booker, Aaron | 01:01 | | | |
| REBOUND (OFF) by (TEAM) | 01:01 | | | |
| TIMEOUT TEAM | 00:59 | | | |
| SUB IN : McKissack, Sean | 00:59 | | | |
| SUB OUT: Partee, Carlos | 00:59 | | | |
| GOOD! JUMPER by Hendricks, Cheau | 00:25 | 61-60 | H 1 | |
| TIMEOUT TEAM | 00:22 | | | |
| | 00:09 | | | MISSED JUMPER by Ramsey, Mason |
| | 00:09 | | | REBOUND (OFF) by Ramsey, Mason |
| FOUL by Drake, Nick (P4T10) | 00:07 | 61-61 | T 5 | GOOD! FT SHOT by Ramsey, Mason |
| | 00:07 | 61-62 | V 1 | GOOD! FT SHOT by Ramsey, Mason |

| | | | | |
|---|---|---|---|---|
| | 00:07 | | | TIMEOUT TEAM |
| | 00:07 | | | SUB IN : Reeder, Colby |
| | 00:07 | | | SUB OUT: Melton, Kailen |
| | 00:04 | | | FOUL by Reeder, Colby (P2T6) |
| TIMEOUT TEAM | 00:04 | | | |
| SUB IN : Scott, Bobby | 00:04 | | | |
| SUB OUT: McKissack, Sean | 00:04 | | | |
| GOOD! LAYUP by Hendricks, Cheau [PNT] | 00:00 | 63-62 | H 1 | |

East Literature 63, Livingston Academy 62

Official Basketball Box Score -- 1st Half
Livingston Academy vs East Literature
03/16/11 5:00 PM at Murphy Center (Murfreesboro, TN)

---

VISITORS: Livingston Academy 23-12

| ## | Player Name | | TOT-FG FG-FGA | 3-PT FG-FGA | FT-FTA | REBOUNDS OF | DE | TOT | PF | TP | A | TO | BLK | S | MIN |
|---|---|---|---|---|---|---|---|---|---|---|---|---|---|---|---|
| 00 | Ramsey, Logan..... | * | 5-6 | 0-0 | 1-1 | 3 | 1 | 4 | 0 | 11 | 1 | 0 | 0 | 0 | 16 |
| 01 | Huitt, Jake..... | * | 4-6 | 1-3 | 2-2 | 1 | 1 | 2 | 1 | 11 | 0 | 0 | 0 | 0 | 16 |
| 12 | Reeder, Colby..... | * | 0-1 | 0-1 | 0-0 | 2 | 1 | 3 | 1 | 0 | 1 | 0 | 0 | 0 | 14 |
| 25 | Ramsey, Mason..... | * | 2-5 | 1-2 | 2-3 | 0 | 3 | 3 | 3 | 7 | 1 | 1 | 0 | 0 | 9 |
| 31 | Melton, Kailen..... | * | 0-5 | 0-4 | 0-0 | 0 | 1 | 1 | 1 | 0 | 2 | 1 | 0 | 0 | 15 |
| 04 | McCoin, Brock..... | | 0-1 | 0-0 | 0-0 | 0 | 1 | 1 | 2 | 0 | 0 | 1 | 0 | 1 | 6 |
| 42 | Beaty, Logan..... | | 0-0 | 0-0 | 0-0 | 0 | 0 | 0 | 0 | 0 | 0 | 1 | 0 | 1 | 4 |
| | TEAM..... | | | | | 1 | 3 | 4 | | | | | | | |
| | Totals..... | | 11-24 | 2-10 | 5-6 | 7 | 11 | 18 | 8 | 29 | 5 | 4 | 0 | 2 | 80 |

TOTAL FG% 1st Half: 11-24 45.8%
3-Pt. FG% 1st Half: 2-10 20.0%
F Throw % 1st Half: 5-6 83.3%

---

HOME TEAM: East Literature 28-6

| ## | Player Name | | TOT-FG FG-FGA | 3-PT FG-FGA | FT-FTA | REBOUNDS OF | DE | TOT | PF | TP | A | TO | BLK | S | MIN |
|---|---|---|---|---|---|---|---|---|---|---|---|---|---|---|---|
| 02 | Drake, Nick..... | * | 0-1 | 0-1 | 0-1 | 0 | 1 | 1 | 2 | 0 | 0 | 0 | 0 | 0 | 14 |
| 04 | Willingham, Chris... | * | 4-6 | 2-3 | 0-0 | 0 | 1 | 1 | 0 | 10 | 0 | 1 | 0 | 0 | 15 |
| 20 | Hendricks, Cheau.... | * | 2-4 | 0-2 | 0-0 | 1 | 1 | 2 | 0 | 4 | 0 | 1 | 0 | 0 | 12 |
| 24 | McKissack, Sean..... | * | 1-2 | 0-1 | 2-2 | 1 | 0 | 1 | 0 | 4 | 0 | 0 | 0 | 2 | 10 |
| 32 | Booker, Aaron..... | * | 2-3 | 0-1 | 1-1 | 2 | 1 | 3 | 1 | 5 | 0 | 0 | 1 | 0 | 9 |
| 03 | Scott, Bobby..... | | 0-3 | 0-0 | 0-0 | 0 | 0 | 0 | 0 | 0 | 0 | 1 | 0 | 0 | 7 |
| 10 | Allen, Narian..... | | 0-0 | 0-0 | 0-0 | 0 | 1 | 1 | 0 | 0 | 0 | 0 | 0 | 0 | 1 |
| 12 | Johnson, Raymond.... | | 0-0 | 0-0 | 0-0 | 0 | 0 | 0 | 0 | 0 | 0 | 0 | 0 | 0 | 0 |
| 25 | Smith, Tim..... | | 1-2 | 0-0 | 0-1 | 0 | 0 | 0 | 2 | 2 | 0 | 0 | 1 | 0 | 7 |
| 40 | Partee, Carlos..... | | 0-2 | 0-0 | 0-0 | 0 | 0 | 0 | 1 | 0 | 0 | 0 | 1 | 0 | 5 |
| | TEAM..... | | | | | | 1 | 1 | | | | | | | |
| | Totals..... | | 10-23 | 2-8 | 3-5 | 4 | 6 | 10 | 6 | 25 | 0 | 3 | 3 | 2 | 80 |

TOTAL FG% 1st Half: 10-23 43.5%
3-Pt. FG% 1st Half: 2-8 25.0%
F Throw % 1st Half: 3-5 60.0%

---

Officials: Mike Northcutt, Marvin Henson, Kelly Davis
Technical fouls: Livingston Academy-None. East Literature-None.
Attendance:

| Score by Periods | 1st | 2nd |
|---|---|---|
| Livingston Academy..... | 19 | 10 |
| East Literature..... | 9 | 16 |

Official Basketball Box Score -- 2nd Half
Livingston Academy vs East Literature
03/16/11 5:00 PM at Murphy Center (Murfreesboro, TN)

---

VISITORS: Livingston Academy 23-12

| ## | Player Name | | TOT-FG FG-FGA | 3-PT FG-FGA | FT-FTA | REBOUNDS OF | DE | TOT | PF | TP | A | TO | BLK | S | MIN |
|---|---|---|---|---|---|---|---|---|---|---|---|---|---|---|---|
| 00 | Ramsey, Logan..... | * | 2-4 | 0-0 | 2-2 | 0 | 1 | 1 | 0 | 6 | 0 | 0 | 0 | 1 | 16 |
| 01 | Huitt, Jake..... | * | 4-4 | 0-0 | 2-2 | 0 | 2 | 2 | 1 | 10 | 4 | 3 | 0 | 0 | 16 |
| 12 | Reeder, Colby..... | * | 1-2 | 0-0 | 0-0 | 0 | 2 | 2 | 1 | 2 | 0 | 0 | 0 | 2 | 12 |
| 25 | Ramsey, Mason..... | * | 1-3 | 1-1 | 3-4 | 1 | 2 | 3 | 1 | 6 | 0 | 1 | 0 | 0 | 14 |
| 31 | Melton, Kailen..... | * | 2-3 | 1-1 | 0-0 | 0 | 0 | 0 | 3 | 5 | 2 | 1 | 0 | 1 | 11 |
| 04 | McCoin, Brock..... | | 2-3 | 0-0 | 0-3 | 0 | 0 | 0 | 0 | 4 | 1 | 2 | 0 | 1 | 11 |
| 42 | Beaty, Logan..... | | 0-0 | 0-0 | 0-0 | 0 | 0 | 0 | 0 | 0 | 0 | 0 | 0 | 0 | 0 |
| | TEAM..... | | | | | | 1 | 1 | | | | | | | |
| | Totals..... | | 12-19 | 2-2 | 7-11 | 1 | 8 | 9 | 6 | 33 | 7 | 7 | 0 | 5 | 80 |

TOTAL FG% 1st Half: 11-24 45.8% 2nd Half: 12-19 63.2% Game: 53.5%
3-Pt. FG% 1st Half: 2-10 20.0% 2nd Half: 2-2 100 % Game: 33.3%
F Throw % 1st Half: 5-6 83.3% 2nd Half: 7-11 63.6% Game: 70.6%

---

HOME TEAM: East Literature 28-6

| ## | Player Name | | TOT-FG FG-FGA | 3-PT FG-FGA | FT-FTA | REBOUNDS OF | DE | TOT | PF | TP | A | TO | BLK | S | MIN |
|---|---|---|---|---|---|---|---|---|---|---|---|---|---|---|---|
| 02 | Drake, Nick..... | * | 1-2 | 1-2 | 0-0 | 0 | 1 | 1 | 2 | 3 | 1 | 1 | 0 | 0 | 11 |
| 04 | Willingham, Chris... | * | 1-3 | 1-3 | 0-0 | 0 | 0 | 0 | 1 | 3 | 0 | 0 | 0 | 1 | 14 |
| 20 | Hendricks, Cheau.... | * | 5-8 | 0-0 | 2-4 | 0 | 0 | 0 | 1 | 12 | 2 | 0 | 0 | 0 | 11 |
| 24 | McKissack, Sean..... | * | 3-3 | 0-0 | 0-0 | 0 | 1 | 1 | 3 | 6 | 0 | 0 | 0 | 1 | 12 |
| 32 | Booker, Aaron..... | * | 3-4 | 1-1 | 2-2 | 1 | 3 | 4 | 0 | 9 | 0 | 1 | 0 | 0 | 13 |
| 03 | Scott, Bobby..... | | 1-1 | 1-1 | 0-0 | 0 | 1 | 1 | 0 | 3 | 0 | 0 | 0 | 0 | 4 |
| 10 | Allen, Narian..... | | 0-1 | 0-1 | 0-0 | 0 | 0 | 0 | 1 | 0 | 2 | 1 | 0 | 1 | 8 |
| 12 | Johnson, Raymond.... | | 0-1 | 0-0 | 0-0 | 0 | 0 | 0 | 1 | 0 | 0 | 1 | 0 | 1 | 2 |
| 25 | Smith, Tim..... | | 0-0 | 0-0 | 0-0 | 0 | 0 | 0 | 1 | 0 | 0 | 0 | 0 | 0 | 1 |
| 40 | Partee, Carlos..... | | 1-1 | 0-0 | 0-0 | 0 | 0 | 0 | 0 | 2 | 0 | 1 | 1 | 0 | 4 |
| | TEAM..... | | | | | 1 | 2 | 3 | | | | | | | |
| | Totals..... | | 15-24 | 4-8 | 4-6 | 2 | 8 | 10 | 10 | 38 | 5 | 5 | 1 | 4 | 80 |

TOTAL FG% 1st Half: 10-23 43.5% 2nd Half: 15-24 62.5% Game: 53.2%
3-Pt. FG% 1st Half: 2-8 25.0% 2nd Half: 4-8 50.0% Game: 37.5%
F Throw % 1st Half: 3-5 60.0% 2nd Half: 4-6 66.7% Game: 63.6%

---

Officials: Mike Northcutt, Marvin Henson, Kelly Davis
Technical fouls: Livingston Academy-None. East Literature-None.
Attendance:

| Score by Periods | 1st | 2nd | 3rd | 4th |
|---|---|---|---|---|
| Livingston Academy..... | 19 | 10 | 15 | 18 |
| East Literature..... | 9 | 16 | 16 | 22 |

# 2009 Class AA State Boys' Basketball Tournament

## March 18 - March 21, 2009 · Murphy Center - MTSU - Murfreesboro, TN

**Game 1**
Wed. Mar. 18 5:00 PM

| | |
|---|---|
| Bolivar Central (26-3) | 75 |
| Livingston Academy (32-2) | 55 |

**Game 2**
Wed. Mar. 18 6:45 PM

| | |
|---|---|
| Knoxville Fulton (27-6) | 59 |
| Sheffield (19-14) | 46 |

**Game 3**
Thu. Mar. 19 10:00 AM

| | |
|---|---|
| Booker T. Washington (27-2) | 76 |
| Knoxville Carter (21-11) | 68 |

**Game 4**
Thu. Mar. 19 11:45 AM

| | |
|---|---|
| Brainerd (29-6) | 70 |
| David Lipscomb (26-6) | 60 |

**Game 5**
Fri. Mar. 20 1:30 PM

| | |
|---|---|
| Bolivar Central | 46 |
| Knoxville Fulton | 48 |

**Game 6**
Fri. Mar. 20 3:15 PM

| | |
|---|---|
| Booker T. Washington | 61 |
| Brainerd | 36 |

**Game 7**
Sat. Mar. 21 4:00 PM

| | |
|---|---|
| Knoxville Fulton | 56 |
| Booker T. Washington | 55 |

**Knoxville Fulton**
STATE CHAMPION

Official Basketball Box Score
Livingston Academy vs Bolivar Central
3/18/09 5:00 PM at Murfreesboro, TN (Murphy Center)

---

VISITORS: Livingston Academy 32-3

| ## | Player Name | | TOT-FG FG-FGA | 3-PT FG-FGA | FT-FTA | REBOUNDS OF | DE | TOT | PF | TP | A | TO | BLK | S | MIN |
|---|---|---|---|---|---|---|---|---|---|---|---|---|---|---|---|
| 04 | West, Clint..... | * | 1-3 | 1-2 | 4-4 | 0 | 1 | 1 | 5 | 7 | 1 | 1 | 0 | 0 | 19 |
| 23 | Smith, T.J..... | * | 2-8 | 1-5 | 2-2 | 1 | 2 | 3 | 0 | 7 | 0 | 0 | 0 | 2 | 29 |
| 24 | Dunn, Chase..... | * | 7-21 | 1-10 | 6-8 | 0 | 1 | 1 | 4 | 21 | 2 | 5 | 0 | 3 | 28 |
| 43 | Peterman, William... | * | 5-7 | 0-1 | 0-1 | 1 | 3 | 4 | 4 | 10 | 1 | 0 | 0 | 0 | 26 |
| 52 | Ramsey, Deven..... | * | 1-4 | 0-1 | 0-0 | 1 | 3 | 4 | 4 | 2 | 1 | 2 | 1 | 0 | 17 |
| 03 | Melton, Kendall..... | | 0-3 | 0-1 | 0-0 | 0 | 0 | 0 | 2 | 0 | 1 | 0 | 0 | 0 | 8 |
| 05 | Poston, Justin..... | | 0-0 | 0-0 | 0-0 | 0 | 1 | 1 | 3 | 0 | 1 | 0 | 0 | 0 | 12 |
| 11 | Wilson, Adam..... | | 0-0 | 0-0 | 0-0 | 0 | 1 | 1 | 0 | 0 | 0 | 1 | 0 | 0 | 1 |
| 31 | Melton, Kailen..... | | 0-1 | 0-1 | 0-0 | 1 | 0 | 1 | 0 | 0 | 0 | 0 | 0 | 0 | 4 |
| 32 | Jackson, Brad..... | | 3-6 | 0-1 | 2-6 | 6 | 8 | 14 | 1 | 8 | 0 | 2 | 0 | 0 | 16 |
| 42 | Beaty, Logan..... | | 0-1 | 0-0 | 0-0 | 0 | 0 | 0 | 0 | 0 | 0 | 0 | 0 | 0 | 0 |
| | TEAM..... | | | | | 2 | | 2 | | | | | | | |
| | Totals..... | | 19-54 | 3-22 | 14-21 | 12 | 20 | 32 | 23 | 55 | 7 | 11 | 1 | 5 | 160 |

TOTAL FG% 1st Half: 9-21 42.9% 2nd Half: 10-33 30.3% Game: 35.2% DEADB
3-Pt. FG% 1st Half: 2-8 25.0% 2nd Half: 1-14 7.1% Game: 13.6% REBS
F Throw % 1st Half: 8-10 80.0% 2nd Half: 6-11 54.5% Game: 66.7% 3

---

HOME TEAM: Bolivar Central 27-3

| ## | Player Name | | TOT-FG FG-FGA | 3-PT FG-FGA | FT-FTA | REBOUNDS OF | DE | TOT | PF | TP | A | TO | BLK | S | MIN |
|---|---|---|---|---|---|---|---|---|---|---|---|---|---|---|---|
| 03 | Hodge, Jonathan..... | * | 3-4 | 3-4 | 0-1 | 0 | 4 | 4 | 2 | 9 | 0 | 1 | 0 | 1 | 14 |
| 04 | Ross, Mitch..... | * | 3-5 | 0-0 | 2-2 | 2 | 5 | 7 | 3 | 8 | 0 | 0 | 0 | 0 | 23 |
| 11 | Murphy, Jay..... | * | 4-8 | 1-3 | 6-8 | 1 | 2 | 3 | 2 | 15 | 5 | 3 | 0 | 3 | 24 |
| 30 | Tisdale, Ricky..... | * | 5-11 | 0-2 | 0-2 | 3 | 2 | 5 | 2 | 10 | 4 | 2 | 0 | 1 | 25 |
| 34 | Crisp, Desmond..... | * | 7-11 | 2-3 | 4-6 | 1 | 8 | 9 | 2 | 20 | 1 | 0 | 0 | 0 | 28 |
| 15 | Woods, O'Neil..... | | 0-0 | 0-0 | 0-0 | 0 | 0 | 0 | 1 | 0 | 0 | 0 | 0 | 0 | 1 |
| 21 | Reaves, Chris..... | | 2-10 | 1-4 | 2-4 | 2 | 3 | 5 | 2 | 7 | 0 | 2 | 1 | 0 | 18 |
| 22 | Whitehorn, Demetrics | | 1-1 | 0-0 | 0-2 | 0 | 1 | 1 | 2 | 2 | 0 | 0 | 0 | 1 | 12 |
| 32 | Fuller, Kegan..... | | 2-2 | 0-0 | 0-1 | 2 | 0 | 2 | 1 | 4 | 2 | 1 | 0 | 1 | 15 |
| | TEAM..... | | | | | | 2 | 2 | | | | | | | |
| | Totals..... | | 27-52 | 7-16 | 14-26 | 11 | 27 | 38 | 17 | 75 | 12 | 9 | 1 | 7 | 160 |

TOTAL FG% 1st Half: 15-29 51.7% 2nd Half: 12-23 52.2% Game: 51.9% DEADB
3-Pt. FG% 1st Half: 3-9 33.3% 2nd Half: 4-7 57.1% Game: 43.8% REBS
F Throw % 1st Half: 0-3 0.0% 2nd Half: 14-23 60.9% Game: 53.8% 6

---

Officials: Coy Gammon, Eddie Golden, Larry Parker
Technical fouls: Livingston Academy-None. Bolivar Central-None.
Attendance:

| Score by Periods | 1st | 2nd | 3rd | 4th | | Total |
|---|---|---|---|---|---|---|
| Livingston Academy..... | 15 | 13 | 13 | 14 | - | 55 |
| Bolivar Central..... | 19 | 14 | 16 | 26 | - | 75 |

Play-by-Play
Livingston Academy vs Bolivar Central
3/18/09 5:00 PM at Murfreesboro, TN (Murphy Center)

1st PERIOD Play-by-Play (Page 1)

| HOME TEAM: Bolivar Central | TIME | SCORE | MAR | VISITORS: Livingston Academy |
|---|---|---|---|---|
| | 07:48 | 0-2 | V 2 | GOOD! LAYUP by Peterman, William [PNT] |
| | 07:48 | | | ASSIST by Ramsey, Deven |
| FOUL by Hodge, Jonathan (P1T1) | 07:48 | | | MISSED FT SHOT by Peterman, William |
| REBOUND (DEF) by Ross, Mitch | 07:48 | | | |
| GOOD! 3 PTR by Hodge, Jonathan | 07:34 | 3-2 | H 1 | |
| ASSIST by Murphy, Jay | 07:34 | | | |
| REBOUND (DEF) by Hodge, Jonathan | 07:11 | | | MISSED JUMPER by Smith, T.J. |
| MISSED LAYUP by Murphy, Jay | 07:04 | | | |
| REBOUND (OFF) by Ross, Mitch | 07:04 | | | |
| GOOD! LAYUP by Ross, Mitch [PNT] | 07:00 | 5-2 | H 3 | |
| | 06:44 | | | TURNOVR by Ramsey, Deven |
| STEAL by Hodge, Jonathan | 06:41 | | | |
| GOOD! LAYUP by Tisdale, Ricky [PNT] | 06:26 | 7-2 | H 5 | |
| FOUL by Tisdale, Ricky (P1T2) | 06:14 | 7-3 | H 4 | GOOD! FT SHOT by Dunn, Chase |
| | 06:14 | 7-4 | H 3 | GOOD! FT SHOT by Dunn, Chase |
| GOOD! LAYUP by Ross, Mitch [PNT] | 05:51 | 9-4 | H 5 | |
| | 05:29 | | | MISSED 3 PTR by Dunn, Chase |
| | 05:29 | | | REBOUND (OFF) by Peterman, William |
| | 05:26 | 9-6 | H 3 | GOOD! JUMPER by Peterman, William |
| MISSED 3 PTR by Hodge, Jonathan | 05:17 | | | |
| REBOUND (OFF) by Tisdale, Ricky | 05:17 | | | |
| TURNOVR by Tisdale, Ricky | 05:13 | | | |
| | 05:12 | | | STEAL by Dunn, Chase |
| REBOUND (DEF) by Hodge, Jonathan | 05:08 | | | MISSED 3 PTR by Dunn, Chase |
| MISSED 3 PTR by Reaves, Chris | 05:07 | | | |
| REBOUND (OFF) by Tisdale, Ricky | 05:07 | | | |
| GOOD! JUMPER by Tisdale, Ricky | 05:07 | 11-6 | H 5 | |
| ASSIST by Tisdale, Ricky | 05:07 | | | |
| | 05:07 | | | SUB OUT: Ramsey, Deven |
| GOOD! JUMPER by Tisdale, Ricky | 04:36 | 13-6 | H 7 | |
| | 04:35 | | | TIMEOUT 30sec |
| STEAL by Murphy, Jay | 04:32 | | | TURNOVR by West, Clint |
| GOOD! LAYUP by Murphy, Jay [PNT] | 04:32 | 15-6 | H 9 | |
| MISSED LAYUP by Crisp, Desmond | 04:11 | | | REBOUND (DEF) by Jackson, Brad |
| | 03:47 | | | MISSED JUMPER by Dunn, Chase |
| | 03:47 | | | REBOUND (OFF) by Jackson, Brad |
| | 03:45 | 15-8 | H 7 | GOOD! JUMPER by Jackson, Brad [PNT] |
| MISSED JUMPER by Crisp, Desmond | 03:28 | | | REBOUND (DEF) by Jackson, Brad |
| BLOCK by Reaves, Chris | 03:12 | | | MISSED JUMPER by Beaty, Logan |
| | 03:12 | | | REBOUND (OFF) by Jackson, Brad |
| FOUL by Reaves, Chris (P1T3) | 03:12 | | | |
| SUB IN : Whitehorn, Demetrics | 03:12 | | | |
| SUB IN : Reaves, Chris | 03:12 | | | |
| SUB OUT: Ross, Mitch | 03:12 | | | |
| SUB OUT: Crisp, Desmond | 03:12 | | | |
| | 03:11 | 15-11 | H 4 | GOOD! 3 PTR by West, Clint |
| | 03:11 | | | ASSIST by Dunn, Chase |
| | 02:36 | | | FOUL by West, Clint (P1T1) |
| SUB IN : Ross, Mitch | 02:36 | | | |
| SUB IN : Fuller, Kegan | 02:36 | | | |
| SUB OUT: Hodge, Jonathan | 02:36 | | | |
| SUB OUT: Murphy, Jay | 02:36 | | | |
| MISSED 3 PTR by Reaves, Chris | 02:32 | | | |
| REBOUND (OFF) by Reaves, Chris | 02:32 | | | |
| | 02:29 | | | SUB IN : Poston, Justin |
| | 02:29 | | | SUB OUT: West, Clint |
| | 02:14 | | | FOUL by Ramsey, Deven (P1T2) |
| MISSED JUMPER by Reaves, Chris | 02:11 | | | |
| | 02:09 | | | BLOCK by Ramsey, Deven |
| REBOUND (OFF) by Fuller, Kegan | 02:08 | | | |
| TURNOVR by Fuller, Kegan | 02:05 | | | |
| | 01:50 | 15-13 | H 2 | GOOD! LAYUP by Peterman, William [PNT] |
| TURNOVR by Reaves, Chris | 01:37 | | | |
| | 01:35 | | | STEAL by Smith, T.J. |
| STEAL by Fuller, Kegan | 01:31 | | | TURNOVR by Dunn, Chase |
| GOOD! LAYUP by Tisdale, Ricky [PNT] | 01:28 | 17-13 | H 4 | |
| ASSIST by Fuller, Kegan | 01:28 | | | |
| | 01:08 | | | TURNOVR by Dunn, Chase |

| | | | | |
|---|---|---|---|---|
| STEAL by Whitehorn, Demetrics | 01:07 | | | |
| | 01:01 | | | SUB IN : West, Clint |
| | 01:01 | | | SUB OUT: Smith, T.J. |
| MISSED JUMPER by Reaves, Chris | 00:38 | | | |
| REBOUND (OFF) by Reaves, Chris | 00:38 | | | |
| GOOD! JUMPER by Reaves, Chris | 00:34 | 19-13 | H 6 | |
| | 00:04 | 19-15 | H 4 | GOOD! JUMPER by Dunn, Chase |

Bolivar Central 19, Livingston Academy 15

2nd PERIOD Play-by-Play (Page 1)

| HOME TEAM: Bolivar Central | TIME | SCORE | MAR | VISITORS: Livingston Academy |
|---|---|---|---|---|
| SUB IN : Whitehorn, Demetrics | 08:00 | | | |
| SUB IN : Reaves, Chris | 08:00 | | | |
| SUB OUT: Crisp, Desmond | 08:00 | | | |
| SUB OUT: Tisdale, Ricky | 08:00 | | | |
| FOUL by Hodge, Jonathan (P2T4) | 07:46 | | | |
| REBOUND (DEF) by Ross, Mitch | 07:46 | | | MISSED 3 PTR by West, Clint |
| MISSED 3 PTR by Reaves, Chris | 07:42 | | | REBOUND (DEF) by Ramsey, Deven |
| | 07:33 | | | MISSED JUMPER by West, Clint |
| | 07:33 | | | REBOUND (OFF) by Smith, T.J. |
| REBOUND (DEF) by Ross, Mitch | 07:31 | | | MISSED 3 PTR by Dunn, Chase |
| TURNOVR by Murphy, Jay | 07:08 | | | |
| SUB IN : Crisp, Desmond | 07:08 | | | |
| SUB OUT: Hodge, Jonathan | 07:08 | | | |
| | 06:56 | 19-18 | H 1 | GOOD! 3 PTR by Smith, T.J. |
| | 06:56 | | | ASSIST by Dunn, Chase |
| MISSED FT SHOT by Whitehorn, Demetrics | 06:26 | | | FOUL by Ramsey, Deven (P2T3) |
| REBOUND (OFF) by (DEADBALL) | 06:26 | | | |
| MISSED FT SHOT by Whitehorn, Demetrics | 06:26 | | | REBOUND (DEF) by Peterman, William |
| | 06:26 | | | SUB IN : Melton, Kendall |
| | 06:26 | | | SUB IN : Jackson, Brad |
| | 06:26 | | | SUB OUT: West, Clint |
| | 06:26 | | | SUB OUT: Ramsey, Deven |
| FOUL by Murphy, Jay (P1T5) | 06:20 | | | |
| SUB IN : Tisdale, Ricky | 06:03 | | | |
| SUB OUT: Whitehorn, Demetrics | 06:03 | | | |
| FOUL by Crisp, Desmond (P1T6) | 05:56 | 19-19 | T 1 | GOOD! FT SHOT by Smith, T.J. |
| | 05:56 | 19-20 | V 1 | GOOD! FT SHOT by Smith, T.J. |
| | 05:56 | | | SUB IN : West, Clint |
| | 05:56 | | | SUB OUT: Peterman, William |
| GOOD! 3 PTR by Murphy, Jay | 05:42 | 22-20 | H 2 | |
| ASSIST by Tisdale, Ricky | 05:24 | | | |
| REBOUND (DEF) by Tisdale, Ricky | 05:14 | | | MISSED 3 PTR by Dunn, Chase |
| MISSED 3 PTR by Tisdale, Ricky | 04:58 | | | REBOUND (DEF) by Smith, T.J. |
| FOUL by Reaves, Chris (P2T7) | 04:47 | | | |
| | 04:45 | 22-21 | H 1 | GOOD! FT SHOT by West, Clint |
| | 04:45 | 22-22 | T 2 | GOOD! FT SHOT by West, Clint |
| SUB IN : Fuller, Kegan | 04:45 | | | SUB IN : Ramsey, Deven |
| SUB OUT: Reaves, Chris | 04:45 | | | SUB OUT: Jackson, Brad |
| GOOD! 3 PTR by Crisp, Desmond | 04:37 | 25-22 | H 3 | |
| ASSIST by Murphy, Jay | 04:37 | | | |
| REBOUND (DEF) by Ross, Mitch | 04:17 | | | MISSED 3 PTR by Melton, Kendall |
| MISSED JUMPER by Murphy, Jay | 04:09 | | | REBOUND (DEF) by Dunn, Chase |
| REBOUND (DEF) by Crisp, Desmond | 04:02 | | | MISSED JUMPER by Smith, T.J. |
| MISSED 3 PTR by Murphy, Jay | 03:51 | | | |
| REBOUND (OFF) by Crisp, Desmond | 03:51 | | | |
| GOOD! JUMPER by Crisp, Desmond [PNT] | 03:48 | 27-22 | H 5 | |
| | 03:30 | 27-24 | H 3 | GOOD! JUMPER by Ramsey, Deven [PNT] |
| | 03:27 | | | ASSIST by Melton, Kendall |
| | 03:00 | | | FOUL by Ramsey, Deven (P3T4) |
| SUB IN : Woods, O'Neil | 03:00 | | | SUB IN : Jackson, Brad |
| SUB OUT: Murphy, Jay | 03:00 | | | SUB IN : Peterman, William |
| | 03:00 | | | SUB OUT: Melton, Kendall |
| | 03:00 | | | SUB OUT: Ramsey, Deven |
| GOOD! LAYUP by Crisp, Desmond [PNT] | 02:49 | 29-24 | H 5 | |
| FOUL by Woods, O'Neil (P1T8) | 02:42 | 29-25 | H 4 | GOOD! FT SHOT by West, Clint |
| | 02:42 | 29-26 | H 3 | GOOD! FT SHOT by West, Clint |
| SUB IN : Whitehorn, Demetrics | 02:42 | | | SUB IN : Poston, Justin |
| SUB OUT: Ross, Mitch | 02:42 | | | SUB OUT: Dunn, Chase |
| | 02:42 | | | SUB OUT: Smith, T.J. |
| GOOD! JUMPER by Fuller, Kegan | 02:33 | 31-26 | H 5 | |
| MISSED FT SHOT by Fuller, Kegan | 02:32 | | | FOUL by Poston, Justin (P1T5) |
| | 02:32 | | | REBOUND (DEF) by Wilson, Adam |

| | | | | |
|---|---|---|---|---|
| | 02:19 | | | TURNOVR by Wilson, Adam |
| | 02:19 | | | SUB IN : Wilson, Adam |
| MISSED JUMPER by Crisp, Desmond | 02:00 | | | REBOUND (DEF) by Jackson, Brad |
| | 01:47 | 31-28 | H 3 | GOOD! LAYUP by Jackson, Brad [PNT] |
| | 01:47 | | | ASSIST by Peterman, William |
| FOUL by Whitehorn, Demetrics (P1T9) | 01:47 | | | MISSED FT SHOT by Jackson, Brad |
| REBOUND (DEF) by Crisp, Desmond | 01:47 | | | |
| SUB IN : Murphy, Jay | 01:47 | | | SUB IN : Smith, T.J. |
| SUB OUT: Woods, O'Neil | 01:47 | | | SUB IN : Dunn, Chase |
| | 01:47 | | | SUB OUT: Poston, Justin |
| | 01:47 | | | SUB OUT: Wilson, Adam |
| MISSED JUMPER by Tisdale, Ricky | 01:26 | | | REBOUND (DEF) by Peterman, William |
| REBOUND (DEF) by Whitehorn, Demetrics | 01:15 | | | MISSED LAYUP by Jackson, Brad |
| | 00:43 | | | FOUL by West, Clint (P2T6) |
| GOOD! LAYUP by Fuller, Kegan [PNT] | 00:02 | 33-28 | H 5 | |
| ASSIST by Murphy, Jay | 00:02 | | | |

Bolivar Central 33, Livingston Academy 28

3rd PERIOD Play-by-Play (Page 1)

| HOME TEAM: Bolivar Central | TIME | SCORE | MAR | VISITORS: Livingston Academy |
|---|---|---|---|---|
| MISSED JUMPER by Ross, Mitch | 07:48 | | | REBOUND (DEF) by Peterman, William |
| | 07:31 | | | TURNOVR by Ramsey, Deven |
| STEAL by Murphy, Jay | 07:30 | | | |
| GOOD! LAYUP by Crisp, Desmond [FB/PNT] | 07:27 | 35-28 | H 7 | |
| ASSIST by Murphy, Jay | 07:27 | | | |
| REBOUND (DEF) by Tisdale, Ricky | 07:15 | | | MISSED LAYUP by Ramsey, Deven |
| | 07:09 | | | FOUL by Dunn, Chase (P1T1) |
| | 07:07 | | | FOUL by West, Clint (P3T2) |
| GOOD! 3 PTR by Hodge, Jonathan | 07:00 | 38-28 | H 10 | |
| ASSIST by Crisp, Desmond | 07:00 | | | |
| | 06:34 | 38-30 | H 8 | GOOD! JUMPER by Peterman, William |
| TURNOVR by Murphy, Jay | 06:16 | | | |
| | 05:58 | 38-32 | H 6 | GOOD! JUMPER by Dunn, Chase |
| GOOD! 3 PTR by Hodge, Jonathan | 05:37 | 41-32 | H 9 | |
| ASSIST by Tisdale, Ricky | 05:37 | | | |
| | 05:20 | | | FOUL by Dunn, Chase (P2T3) |
| | 05:20 | | | TURNOVR by Dunn, Chase |
| MISSED JUMPER by Tisdale, Ricky | 05:02 | | | |
| REBOUND (OFF) by Tisdale, Ricky | 05:02 | | | |
| GOOD! JUMPER by Tisdale, Ricky | 04:59 | 43-32 | H 11 | |
| REBOUND (DEF) by Hodge, Jonathan | 04:42 | | | MISSED JUMPER by Peterman, William |
| TURNOVR by Hodge, Jonathan | 04:37 | | | |
| | 04:36 | | | STEAL by Smith, T.J. |
| | 04:32 | 43-34 | H 9 | GOOD! LAYUP by Peterman, William [PNT] |
| | 04:32 | | | ASSIST by West, Clint |
| MISSED 3 PTR by Tisdale, Ricky | 04:22 | | | |
| REBOUND (OFF) by Murphy, Jay | 04:22 | | | |
| TURNOVR by Murphy, Jay | 04:17 | | | |
| | 04:16 | | | STEAL by Dunn, Chase |
| | 04:14 | 43-36 | H 7 | GOOD! LAYUP by Dunn, Chase [FB/PNT] |
| MISSED LAYUP by Tisdale, Ricky | 03:54 | | | REBOUND (DEF) by West, Clint |
| REBOUND (DEF) by Crisp, Desmond | 03:48 | | | MISSED 3 PTR by Dunn, Chase |
| | 03:43 | | | FOUL by West, Clint (P4T4) |
| GOOD! 3 PTR by Crisp, Desmond | 03:43 | 46-36 | H 10 | |
| ASSIST by Fuller, Kegan | 03:43 | | | |
| SUB IN : Fuller, Kegan | 03:43 | | | SUB IN : Jackson, Brad |
| SUB IN : Reaves, Chris | 03:43 | | | SUB IN : Poston, Justin |
| SUB OUT: Ross, Mitch | 03:43 | | | SUB OUT: West, Clint |
| SUB OUT: Murphy, Jay | 03:43 | | | SUB OUT: Ramsey, Deven |
| | 03:23 | | | MISSED JUMPER by Dunn, Chase |
| | 03:23 | | | REBOUND (OFF) by Jackson, Brad |
| REBOUND (DEF) by (TEAM) | 03:16 | | | MISSED 3 PTR by Smith, T.J. |
| MISSED 3 PTR by Crisp, Desmond | 02:54 | | | REBOUND (DEF) by Smith, T.J. |
| | 02:47 | | | MISSED LAYUP by Dunn, Chase |
| | 02:47 | | | REBOUND (OFF) by Jackson, Brad |
| FOUL by Fuller, Kegan (P1T1) | 02:45 | 46-37 | H 9 | GOOD! FT SHOT by Jackson, Brad |
| REBOUND (DEF) by Crisp, Desmond | 02:45 | | | MISSED FT SHOT by Jackson, Brad |
| SUB IN : Ross, Mitch | 02:45 | | | SUB IN : Melton, Kendall |
| SUB IN : Murphy, Jay | 02:45 | | | SUB OUT: Dunn, Chase |
| SUB IN : Whitehorn, Demetrics | 02:45 | | | |
| SUB OUT: Tisdale, Ricky | 02:45 | | | |
| SUB OUT: Fuller, Kegan | 02:38 | | | |
| SUB OUT: Ross, Mitch | 02:38 | | | |

| | | | | |
|---|---|---|---|---|
| SUB OUT: Hodge, Jonathan | 02:38 | | | |
| SUB IN : Ross, Mitch | 02:35 | | | |
| MISSED JUMPER by Reaves, Chris | 02:27 | | | |
| REBOUND (OFF) by Fuller, Kegan | 02:27 | | | |
| MISSED JUMPER by Reaves, Chris | 02:27 | | | REBOUND (DEF) by Jackson, Brad |
| FOUL by Murphy, Jay (P2T2) | 02:27 | | | |
| SUB IN : Fuller, Kegan | 02:22 | | | |
| SUB OUT: Ross, Mitch | 02:22 | | | |
| REBOUND (DEF) by Murphy, Jay | 01:55 | | | MISSED LAYUP by Melton, Kendall |
| GOOD! LAYUP by Whitehorn, Demetrics [PNT] | 01:48 | 48-37 | H 11 | |
| ASSIST by Murphy, Jay | 01:48 | | | |
| | 01:27 | 48-39 | H 9 | GOOD! LAYUP by Jackson, Brad [PNT] |
| | 01:27 | | | ASSIST by Poston, Justin |
| MISSED FT SHOT by Crisp, Desmond | 01:13 | | | FOUL by Melton, Kendall (P1T5) |
| REBOUND (OFF) by (DEADBALL) | 01:13 | | | |
| GOOD! FT SHOT by Crisp, Desmond | 01:13 | 49-39 | H 10 | |
| | 01:13 | | | SUB IN : Dunn, Chase |
| | 01:13 | | | SUB OUT: Smith, T.J. |
| REBOUND (DEF) by (TEAM) | 00:56 | | | MISSED 3 PTR by Dunn, Chase |
| | 00:49 | | | FOUL by Poston, Justin (P2T6) |
| TURNOVR by Reaves, Chris | 00:34 | | | |
| | 00:20 | 49-41 | H 8 | GOOD! JUMPER by Dunn, Chase |
| MISSED 3 PTR by Murphy, Jay | 00:06 | | | REBOUND (DEF) by Poston, Justin |

Bolivar Central 49, Livingston Academy 41

4th PERIOD Play-by-Play (Page 1)

| HOME TEAM: Bolivar Central | TIME | SCORE | MAR | VISITORS: Livingston Academy |
|---|---|---|---|---|
| SUB IN : Reaves, Chris | 08:00 | | | SUB IN : Poston, Justin |
| SUB IN : Whitehorn, Demetrics | 08:00 | | | SUB IN : Melton, Kendall |
| SUB OUT: Ross, Mitch | 08:00 | | | SUB OUT: West, Clint |
| SUB OUT: Murphy, Jay | 08:00 | | | SUB OUT: Ramsey, Deven |
| | 07:51 | | | MISSED 3 PTR by Dunn, Chase |
| | 07:51 | | | REBOUND (OFF) by (TEAM) |
| FOUL by Whitehorn, Demetrics (P2T3) | 07:46 | | | |
| REBOUND (DEF) by Hodge, Jonathan | 07:44 | | | MISSED 3 PTR by Smith, T.J. |
| MISSED FT SHOT by Hodge, Jonathan | 07:42 | | | FOUL by Melton, Kendall (P2T7) |
| | 07:42 | | | REBOUND (DEF) by Jackson, Brad |
| REBOUND (DEF) by Crisp, Desmond | 07:31 | | | MISSED JUMPER by Melton, Kendall |
| MISSED FT SHOT by Reaves, Chris | 07:26 | | | FOUL by Poston, Justin (P3T8) |
| REBOUND (OFF) by (DEADBALL) | 07:26 | | | |
| SUB IN : Ross, Mitch | 07:26 | | | SUB IN : Jackson, Brad |
| SUB OUT: Whitehorn, Demetrics | 07:26 | | | SUB IN : Ramsey, Deven |
| | 07:26 | | | SUB OUT: Poston, Justin |
| | 07:26 | | | SUB OUT: Peterman, William |
| | 07:26 | | | SUB OUT: Melton, Kendall |
| MISSED FT SHOT by Reaves, Chris | 07:22 | | | REBOUND (DEF) by Ramsey, Deven |
| | 07:13 | | | MISSED JUMPER by Dunn, Chase |
| | 07:13 | | | REBOUND (OFF) by Ramsey, Deven |
| REBOUND (DEF) by Crisp, Desmond | 07:10 | | | MISSED JUMPER by Ramsey, Deven |
| MISSED FT SHOT by Crisp, Desmond | 07:06 | | | FOUL by Peterman, William (P1T9) |
| REBOUND (OFF) by (DEADBALL) | 07:06 | | | |
| | 07:06 | | | TIMEOUT 30sec |
| GOOD! FT SHOT by Crisp, Desmond | 07:06 | 50-41 | H 9 | |
| STEAL by Tisdale, Ricky | 06:59 | | | TURNOVR by Dunn, Chase |
| MISSED FT SHOT by Tisdale, Ricky | 06:59 | | | FOUL by Dunn, Chase (P3T10) |
| REBOUND (OFF) by (DEADBALL) | 06:59 | | | |
| MISSED FT SHOT by Tisdale, Ricky | 06:59 | | | REBOUND (DEF) by Ramsey, Deven |
| | 06:50 | 50-43 | H 7 | GOOD! JUMPER by Smith, T.J. |
| SUB IN : Murphy, Jay | 06:47 | | | |
| SUB OUT: Hodge, Jonathan | 06:47 | | | |
| TURNOVR by Tisdale, Ricky | 06:30 | | | |
| | 06:29 | | | STEAL by Dunn, Chase |
| FOUL by Ross, Mitch (P1T4) | 06:25 | | | |
| TIMEOUT TEAM | 06:25 | | | |
| | 06:25 | | | MISSED FT SHOT by Dunn, Chase |
| | 06:25 | | | REBOUND (OFF) by (DEADBALL) |
| | 06:25 | 50-44 | H 6 | GOOD! FT SHOT by Dunn, Chase |
| GOOD! JUMPER by Murphy, Jay | 06:16 | 52-44 | H 8 | |
| REBOUND (DEF) by Crisp, Desmond | 06:06 | | | MISSED 3 PTR by Ramsey, Deven |
| GOOD! FT SHOT by Reaves, Chris | 05:54 | 53-44 | H 9 | FOUL by Ramsey, Deven (P4T11) |
| GOOD! FT SHOT by Reaves, Chris | 05:54 | 54-44 | H 10 | |
| | 05:54 | | | SUB OUT: Jackson, Brad |
| | 05:54 | | | SUB OUT: Ramsey, Deven |

| | | | | |
|---|---|---|---|---|
| | 05:53 | | | SUB IN : West, Clint |
| | 05:53 | | | SUB IN : Jackson, Brad |
| REBOUND (DEF) by Reaves, Chris | 05:52 | | | MISSED 3 PTR by Dunn, Chase |
| GOOD! JUMPER by Crisp, Desmond | 05:47 | 56-44 | H 12 | |
| FOUL by Ross, Mitch (P2T5) | 05:39 | | | MISSED FT SHOT by Dunn, Chase |
| | 05:39 | | | REBOUND (OFF) by (DEADBALL) |
| | 05:39 | 56-45 | H 11 | GOOD! FT SHOT by Dunn, Chase |
| GOOD! FT SHOT by Murphy, Jay | 05:24 | 57-45 | H 12 | FOUL by West, Clint (P5T12) |
| GOOD! FT SHOT by Murphy, Jay | 05:24 | 58-45 | H 13 | |
| | 05:24 | | | SUB IN : Poston, Justin |
| | 05:24 | | | SUB OUT: West, Clint |
| FOUL by Tisdale, Ricky (P2T6) | 04:59 | 58-46 | H 12 | GOOD! FT SHOT by Dunn, Chase |
| | 04:59 | 58-47 | H 11 | GOOD! FT SHOT by Dunn, Chase |
| | 04:59 | | | SUB IN : Melton, Kailen |
| | 04:59 | | | SUB OUT: Poston, Justin |
| GOOD! FT SHOT by Murphy, Jay | 04:55 | 59-47 | H 12 | FOUL by Peterman, William (P2T13) |
| MISSED FT SHOT by Murphy, Jay | 04:55 | | | REBOUND (DEF) by Jackson, Brad |
| | 04:43 | | | MISSED 3 PTR by Smith, T.J. |
| | 04:43 | | | REBOUND (OFF) by (TEAM) |
| | 04:42 | | | TURNOVR by Jackson, Brad |
| MISSED FT SHOT by Murphy, Jay | 04:40 | | | FOUL by Dunn, Chase (P4T14) |
| REBOUND (OFF) by (DEADBALL) | 04:40 | | | |
| GOOD! FT SHOT by Murphy, Jay | 04:40 | 60-47 | H 13 | |
| | 04:33 | 60-50 | H 10 | GOOD! 3 PTR by Dunn, Chase |
| GOOD! FT SHOT by Murphy, Jay | 04:26 | 61-50 | H 11 | FOUL by Peterman, William (P3T15) |
| GOOD! FT SHOT by Murphy, Jay | 04:26 | 62-50 | H 12 | |
| REBOUND (DEF) by Reaves, Chris | 04:21 | | | MISSED 3 PTR by Peterman, William |
| GOOD! 3 PTR by Reaves, Chris | 04:10 | 65-50 | H 15 | |
| ASSIST by Tisdale, Ricky | 04:10 | | | |
| | 04:03 | | | TIMEOUT TEAM |
| | 03:56 | | | MISSED 3 PTR by Dunn, Chase |
| | 03:56 | | | REBOUND (OFF) by Jackson, Brad |
| | 03:53 | | | MISSED JUMPER by Jackson, Brad |
| | 03:53 | | | REBOUND (OFF) by Melton, Kailen |
| REBOUND (DEF) by Ross, Mitch | 03:45 | | | MISSED 3 PTR by Melton, Kailen |
| GOOD! FT SHOT by Ross, Mitch | 03:45 | 66-50 | H 16 | FOUL by Jackson, Brad (P1T16) |
| GOOD! FT SHOT by Ross, Mitch | 03:45 | 67-50 | H 17 | |
| SUB IN : Fuller, Kegan | 03:45 | | | |
| SUB OUT: Murphy, Jay | 03:45 | | | |
| | 03:39 | | | MISSED 3 PTR by Smith, T.J. |
| | 03:39 | | | REBOUND (OFF) by Jackson, Brad |
| FOUL by Crisp, Desmond (P2T7) | 03:35 | | | MISSED FT SHOT by Jackson, Brad |
| | 03:35 | | | REBOUND (OFF) by (DEADBALL) |
| | 03:35 | 67-51 | H 16 | GOOD! FT SHOT by Jackson, Brad |
| | 03:35 | | | SUB IN : Poston, Justin |
| | 03:35 | | | SUB OUT: Melton, Kailen |
| MISSED JUMPER by Tisdale, Ricky | 03:24 | | | REBOUND (DEF) by Jackson, Brad |
| | 03:16 | 67-53 | H 14 | GOOD! LAYUP by Dunn, Chase [FB/PNT] |
| GOOD! FT SHOT by Crisp, Desmond | 03:01 | 68-53 | H 15 | FOUL by Peterman, William (P4T17) |
| GOOD! FT SHOT by Crisp, Desmond | 03:01 | 69-53 | H 16 | |
| SUB IN : Murphy, Jay | 03:01 | | | SUB IN : Melton, Kailen |
| SUB OUT: Tisdale, Ricky | 03:01 | | | |
| | 02:53 | 69-55 | H 14 | GOOD! JUMPER by Dunn, Chase |
| GOOD! JUMPER by Crisp, Desmond | 02:42 | 71-55 | H 16 | |
| | 02:32 | | | TURNOVR by Dunn, Chase |
| REBOUND (DEF) by Murphy, Jay | 02:22 | | | MISSED 3 PTR by Jackson, Brad |
| GOOD! LAYUP by Murphy, Jay [PNT] | 02:19 | 73-55 | H 18 | |
| | 02:02 | | | TURNOVR by Jackson, Brad |
| STEAL by Murphy, Jay | 02:01 | | | |
| MISSED LAYUP by Ross, Mitch | 01:51 | | | REBOUND (DEF) by Jackson, Brad |
| REBOUND (DEF) by Crisp, Desmond | 01:39 | | | MISSED JUMPER by Dunn, Chase |
| MISSED JUMPER by Reaves, Chris | 01:30 | | | |
| REBOUND (OFF) by Ross, Mitch | 01:30 | | | |
| GOOD! JUMPER by Ross, Mitch | 01:28 | 75-55 | H 20 | |
| FOUL by Ross, Mitch (P3T8) | 01:09 | | | MISSED FT SHOT by Jackson, Brad |
| REBOUND (DEF) by Reaves, Chris | 01:09 | | | |
| SUB IN : Hodge, Jonathan | 01:09 | | | SUB IN : Melton, Kendall |
| SUB IN : Tisdale, Ricky | 01:09 | | | SUB OUT: Dunn, Chase |
| SUB OUT: Ross, Mitch | 01:09 | | | |
| SUB OUT: Murphy, Jay | 01:09 | | | |

Bolivar Central 75, Livingston Academy 55

Official Basketball Box Score -- 1st Half
Livingston Academy vs Bolivar Central
3/18/09 5:00 PM at Murfreesboro, TN (Murphy Center)

---

VISITORS: Livingston Academy 32-3

| ## | Player Name | | TOT-FG FG-FGA | 3-PT FG-FGA | FT-FTA | REBOUNDS OF | DE | TOT | PF | TP | A | TO | BLK | S | MIN |
|---|---|---|---|---|---|---|---|---|---|---|---|---|---|---|---|
| 04 | West, Clint..... | * | 1-3 | 1-2 | 4-4 | 0 | 0 | 0 | 2 | 7 | 0 | 1 | 0 | 0 | 15 |
| 23 | Smith, T.J..... | * | 1-3 | 1-1 | 2-2 | 1 | 1 | 2 | 0 | 5 | 0 | 0 | 0 | 1 | 14 |
| 24 | Dunn, Chase..... | * | 1-6 | 0-4 | 2-2 | 0 | 1 | 1 | 0 | 4 | 2 | 2 | 0 | 1 | 15 |
| 43 | Peterman, William... | * | 3-3 | 0-0 | 0-1 | 1 | 2 | 3 | 0 | 6 | 1 | 0 | 0 | 0 | 13 |
| 52 | Ramsey, Deven..... | * | 1-1 | 0-0 | 0-0 | 0 | 1 | 1 | 3 | 2 | 1 | 1 | 1 | 0 | 11 |
| 03 | Melton, Kendall..... | | 0-1 | 0-1 | 0-0 | 0 | 0 | 0 | 0 | 0 | 1 | 0 | 0 | 0 | 3 |
| 05 | Poston, Justin..... | | 0-0 | 0-0 | 0-0 | 0 | 0 | 0 | 1 | 0 | 0 | 0 | 0 | 0 | 3 |
| 11 | Wilson, Adam..... | | 0-0 | 0-0 | 0-0 | 0 | 1 | 1 | 0 | 0 | 0 | 1 | 0 | 0 | 1 |
| 31 | Melton, Kailen..... | | 0-0 | 0-0 | 0-0 | 0 | 0 | 0 | 0 | 0 | 0 | 0 | 0 | 0 | 0 |
| 32 | Jackson, Brad..... | | 2-3 | 0-0 | 0-1 | 2 | 3 | 5 | 0 | 4 | 0 | 0 | 0 | 0 | 5 |
| 42 | Beaty, Logan..... | | 0-1 | 0-0 | 0-0 | 0 | 0 | 0 | 0 | 0 | 0 | 0 | 0 | 0 | 0 |
| | TEAM..... | | | | | | | | | | | | | | |
| | Totals..... | | 9-21 | 2-8 | 8-10 | 4 | 9 | 13 | 6 | 28 | 5 | 5 | 1 | 2 | 80 |

TOTAL FG% 1st Half: 9-21 42.9%
3-Pt. FG% 1st Half: 2-8 25.0%
F Throw % 1st Half: 8-10 80.0%

---

HOME TEAM: Bolivar Central 27-3

| ## | Player Name | | TOT-FG FG-FGA | 3-PT FG-FGA | FT-FTA | REBOUNDS OF | DE | TOT | PF | TP | A | TO | BLK | S | MIN |
|---|---|---|---|---|---|---|---|---|---|---|---|---|---|---|---|
| 03 | Hodge, Jonathan..... | * | 1-2 | 1-2 | 0-0 | 0 | 2 | 2 | 2 | 3 | 0 | 0 | 0 | 1 | 7 |
| 04 | Ross, Mitch..... | * | 2-2 | 0-0 | 0-0 | 1 | 4 | 5 | 0 | 4 | 0 | 0 | 0 | 0 | 12 |
| 11 | Murphy, Jay..... | * | 2-5 | 1-2 | 0-0 | 0 | 0 | 0 | 1 | 5 | 3 | 1 | 0 | 1 | 12 |
| 30 | Tisdale, Ricky..... | * | 4-6 | 0-1 | 0-0 | 2 | 1 | 3 | 1 | 8 | 2 | 1 | 0 | 0 | 14 |
| 34 | Crisp, Desmond..... | * | 3-6 | 1-1 | 0-0 | 1 | 2 | 3 | 1 | 7 | 0 | 0 | 0 | 0 | 12 |
| 15 | Woods, O'Neil..... | | 0-0 | 0-0 | 0-0 | 0 | 0 | 0 | 1 | 0 | 0 | 0 | 0 | 0 | 1 |
| 21 | Reaves, Chris..... | | 1-6 | 0-3 | 0-0 | 2 | 0 | 2 | 2 | 2 | 0 | 1 | 1 | 0 | 6 |
| 22 | Whitehorn, Demetrics | | 0-0 | 0-0 | 0-2 | 0 | 1 | 1 | 1 | 0 | 0 | 0 | 0 | 1 | 8 |
| 32 | Fuller, Kegan..... | | 2-2 | 0-0 | 0-1 | 1 | 0 | 1 | 0 | 4 | 1 | 1 | 0 | 1 | 8 |
| | TEAM..... | | | | | | | | | | | | | | |
| | Totals..... | | 15-29 | 3-9 | 0-3 | 7 | 10 | 17 | 9 | 33 | 6 | 4 | 1 | 4 | 80 |

TOTAL FG% 1st Half: 15-29 51.7%
3-Pt. FG% 1st Half: 3-9 33.3%
F Throw % 1st Half: 0-3 0.0%

---

Officials: Coy Gammon, Eddie Golden, Larry Parker
Technical fouls: Livingston Academy-None. Bolivar Central-None.
Attendance:

| Score by Periods | 1st | 2nd |
|---|---|---|
| Livingston Academy..... | 15 | 13 |
| Bolivar Central..... | 19 | 14 |

Official Basketball Box Score -- 2nd Half
Livingston Academy vs Bolivar Central
3/18/09 5:00 PM at Murfreesboro, TN (Murphy Center)

---

VISITORS: Livingston Academy 32-3

| ## | Player Name | | TOT-FG FG-FGA | 3-PT FG-FGA | FT-FTA | REBOUNDS OF | DE | TOT | PF | TP | A | TO | BLK | S | MIN |
|---|---|---|---|---|---|---|---|---|---|---|---|---|---|---|---|
| 04 | West, Clint..... | * | 0-0 | 0-0 | 0-0 | 0 | 1 | 1 | 3 | 0 | 1 | 0 | 0 | 0 | 4 |
| 23 | Smith, T.J..... | * | 1-5 | 0-4 | 0-0 | 0 | 1 | 1 | 0 | 2 | 0 | 0 | 0 | 1 | 15 |
| 24 | Dunn, Chase..... | * | 6-15 | 1-6 | 4-6 | 0 | 0 | 0 | 4 | 17 | 0 | 3 | 0 | 2 | 13 |
| 43 | Peterman, William... | * | 2-4 | 0-1 | 0-0 | 0 | 1 | 1 | 4 | 4 | 0 | 0 | 0 | 0 | 13 |
| 52 | Ramsey, Deven..... | * | 0-3 | 0-1 | 0-0 | 1 | 2 | 3 | 1 | 0 | 0 | 1 | 0 | 0 | 6 |
| 03 | Melton, Kendall..... | | 0-2 | 0-0 | 0-0 | 0 | 0 | 0 | 2 | 0 | 0 | 0 | 0 | 0 | 5 |
| 05 | Poston, Justin..... | | 0-0 | 0-0 | 0-0 | 0 | 1 | 1 | 2 | 0 | 1 | 0 | 0 | 0 | 9 |
| 11 | Wilson, Adam..... | | 0-0 | 0-0 | 0-0 | 0 | 0 | 0 | 0 | 0 | 0 | 0 | 0 | 0 | 0 |
| 31 | Melton, Kailen..... | | 0-1 | 0-1 | 0-0 | 1 | 0 | 1 | 0 | 0 | 0 | 0 | 0 | 0 | 4 |
| 32 | Jackson, Brad..... | | 1-3 | 0-1 | 2-5 | 4 | 5 | 9 | 1 | 4 | 0 | 2 | 0 | 0 | 11 |
| 42 | Beaty, Logan..... | | 0-0 | 0-0 | 0-0 | 0 | 0 | 0 | 0 | 0 | 0 | 0 | 0 | 0 | 0 |
| | TEAM..... | | | | | 2 | | 2 | | | | | | | |
| | Totals..... | | 10-33 | 1-14 | 6-11 | 8 | 11 | 19 | 17 | 27 | 2 | 6 | 0 | 3 | 80 |

TOTAL FG% 1st Half: 9-21 42.9% 2nd Half: 10-33 30.3% Game: 35.2%
3-Pt. FG% 1st Half: 2-8 25.0% 2nd Half: 1-14 7.1% Game: 13.6%
F Throw % 1st Half: 8-10 80.0% 2nd Half: 6-11 54.5% Game: 66.7%

---

HOME TEAM: Bolivar Central 27-3

| ## | Player Name | | TOT-FG FG-FGA | 3-PT FG-FGA | FT-FTA | REBOUNDS OF | DE | TOT | PF | TP | A | TO | BLK | S | MIN |
|---|---|---|---|---|---|---|---|---|---|---|---|---|---|---|---|
| 03 | Hodge, Jonathan..... | * | 2-2 | 2-2 | 0-1 | 0 | 2 | 2 | 0 | 6 | 0 | 1 | 0 | 0 | 7 |
| 04 | Ross, Mitch..... | * | 1-3 | 0-0 | 2-2 | 1 | 1 | 2 | 3 | 4 | 0 | 0 | 0 | 0 | 11 |
| 11 | Murphy, Jay..... | * | 2-3 | 0-1 | 6-8 | 1 | 2 | 3 | 1 | 10 | 2 | 2 | 0 | 2 | 12 |
| 30 | Tisdale, Ricky..... | * | 1-5 | 0-1 | 0-2 | 1 | 1 | 2 | 1 | 2 | 2 | 1 | 0 | 1 | 11 |
| 34 | Crisp, Desmond..... | * | 4-5 | 1-2 | 4-6 | 0 | 6 | 6 | 1 | 13 | 1 | 0 | 0 | 0 | 16 |
| 15 | Woods, O'Neil..... | | 0-0 | 0-0 | 0-0 | 0 | 0 | 0 | 0 | 0 | 0 | 0 | 0 | 0 | 0 |
| 21 | Reaves, Chris..... | | 1-4 | 1-1 | 2-4 | 0 | 3 | 3 | 0 | 5 | 0 | 1 | 0 | 0 | 12 |
| 22 | Whitehorn, Demetrics | | 1-1 | 0-0 | 0-0 | 0 | 0 | 0 | 1 | 2 | 0 | 0 | 0 | 0 | 4 |
| 32 | Fuller, Kegan..... | | 0-0 | 0-0 | 0-0 | 1 | 0 | 1 | 1 | 0 | 1 | 0 | 0 | 0 | 7 |
| | TEAM..... | | | | | | 2 | 2 | | | | | | | |
| | Totals..... | | 12-23 | 4-7 | 14-23 | 4 | 17 | 21 | 8 | 42 | 6 | 5 | 0 | 3 | 80 |

TOTAL FG% 1st Half: 15-29 51.7% 2nd Half: 12-23 52.2% Game: 51.9%
3-Pt. FG% 1st Half: 3-9 33.3% 2nd Half: 4-7 57.1% Game: 43.8%
F Throw % 1st Half: 0-3 0.0% 2nd Half: 14-23 60.9% Game: 53.8%

---

Officials: Coy Gammon, Eddie Golden, Larry Parker
Technical fouls: Livingston Academy-None. Bolivar Central-None.
Attendance:

| Score by Periods | 1st | 2nd | 3rd | 4th |
|---|---|---|---|---|
| Livingston Academy..... | 15 | 13 | 13 | 14 |
| Bolivar Central..... | 19 | 14 | 16 | 26 |

Newspaper Box Score
Livingston Academy vs Bolivar Central
3/18/09 5:00 PM at Murfreesboro, TN (Murphy Center)
At Murfreesboro, TN (Murphy Center)
BOLIVAR CENTRAL 75, LIVINGSTON ACADEMY 55
LIVINGSTON ACADEMY (32-3)
Dunn, Chase 7-21 6-8 21; Peterman, William 5-7 0-1 10; Jackson, Brad 3-6 2-6 8; West, Clint 1-3 4-4 7; Smith, T.J. 2-8 2-2 7; Ramsey, Deven 1-4 0-0 2; Melton, Kailen 0-1 0-0 0; Beaty, Logan 0-1 0-0 0; Wilson, Adam 0-0 0-0 0; Poston, Justin 0-0 0-0 0; Melton, Kendall 0-3 0-0 0. Totals 19-54 14-21 55.
BOLIVAR CENTRAL (27-3)
Crisp, Desmond 7-11 4-6 20; Murphy, Jay 4-8 6-8 15; Tisdale, Ricky 5-11 0-2 10; Hodge, Jonathan 3-4 0-1 9; Ross, Mitch 3-5 2-2 8; Reaves, Chris 2-10 2-4 7; Fuller, Kegan 2-2 0-1 4; Whitehorn, Demetrics 1-1 0-2 2; Woods, O'Neil 0-0 0-0 0. Totals 27-52 14-26 75.

| | | | | | | |
|---|---|---|---|---|---|---|
| Livingston Academy..... | 15 | 13 | 13 | 14 | - | 55 |
| Bolivar Central..... | 19 | 14 | 16 | 26 | - | 75 |

3-point goals--Livingston Academy 3-22 (West, Clint 1-2; Smith, T.J. 1-5; Dunn, Chase 1-10; Ramsey, Deven 0-1; Melton, Kailen 0-1; Melton, Kendall 0-1; Jackson, Brad 0-1; Peterman, William 0-1), Bolivar Central 7-16 (Hodge, Jonathan 3-4; Crisp, Desmond 2-3; Reaves, Chris 1-4; Murphy, Jay 1-3; Tisdale, Ricky 0-2). Fouled out--Livingston Academy-West, Clint, Bolivar Central-None. Rebounds--Livingston Academy 32 (Jackson, Brad 14), Bolivar Central 38 (Crisp, Desmond 9). Assists--Livingston Academy 7 (Dunn, Chase 2), Bolivar Central 12 (Murphy, Jay 5). Total fouls--Livingston Academy 23, Bolivar Central 17. Technical fouls--Livingston Academy-None, Bolivar Central-None.

Livingston Academy vs Bolivar Central (3/18/09 - Period 4 00:00)

| POINTS OFF TURNOVERS | 1 | 2 | 3 | 4 - | Tot |
|---|---|---|---|---|---|
| Livingston Academy..... | 2 | 3 | 8 | 1 - | 14 |
| Bolivar Central..... | 8 | 0 | 4 | 1 - | 13 |

| POINTS IN PAINT | 1 | 2 | 3 | 4 - | Tot |
|---|---|---|---|---|---|
| Livingston Academy..... | 6 | 4 | 6 | 2 - | 18 |
| Bolivar Central..... | 10 | 6 | 4 | 2 - | 22 |

| 2ND CHANCE POINTS | 1 | 2 | 3 | 4 - | Tot |
|---|---|---|---|---|---|
| Livingston Academy..... | 7 | 0 | 1 | 1 - | 9 |
| Bolivar Central..... | 8 | 2 | 2 | 2 - | 14 |

| FAST BREAK POINTS | 1 | 2 | 3 | 4 - | Tot |
|---|---|---|---|---|---|
| Livingston Academy..... | 0 | 0 | 2 | 2 - | 4 |
| Bolivar Central..... | 0 | 0 | 2 | 0 - | 2 |

| BENCH POINTS | 1 | 2 | 3 | 4 - | Tot |
|---|---|---|---|---|---|
| Livingston Academy..... | 2 | 2 | 3 | 1 - | 8 |
| Bolivar Central..... | 2 | 4 | 2 | 5 - | 13 |

| SCORE TIED BY | 1 | 2 | 3 | 4 - | Tot |
|---|---|---|---|---|---|
| Livingston Academy..... | 0 | 2 | 0 | 0 - | 2 |
| Bolivar Central..... | 0 | 0 | 0 | 0 - | 0 |

| LEAD GAINED BY | 1 | 2 | 3 | 4 - | Tot |
|---|---|---|---|---|---|
| Livingston Academy..... | 0 | 1 | 0 | 0 - | 1 |
| Bolivar Central..... | 1 | 1 | 0 | 0 - | 2 |

# 2008 Class AA State Boys' Basketball Tournament

## March 12 - March 15, 2008 · Murphy Center - MTSU - Murfreesboro, TN

**Game 1**
Wed. Mar. 12 7:00 PM

| | |
|---|---|
| Dyer Co. (31-1) | 70 |
| CPA (31-3) | 69 |

**Game 2**
Wed. Mar. 12 8:45 PM

| | |
|---|---|
| Knoxville Fulton (25-4) | 92 |
| Livingston Academy (30-4) | 55 |

**Game 3**
Thu. Mar. 13 10:30 AM

| | |
|---|---|
| Mitchell (23-8) | 58 |
| Austin-East (28-7) | 56 |

**Game 4**
Thu. Mar. 13 12:15 PM

| | |
|---|---|
| Howard (30-2) | 75 |
| Bolivar Central (28-4) | 65 |

2 OT
**Game 5**
Fri. Mar. 14 2:00 PM

| | |
|---|---|
| Dyer Co. | 79 |
| Knoxville Fulton | 86 |

**Game 6**
Fri. Mar. 14 5:15 PM

| | |
|---|---|
| Mitchell | 87 |
| Howard | 61 |

**Game 7**
Sat. Mar. 15 5:00 PM

| | |
|---|---|
| Knoxville Fulton | 74 |
| Mitchell | 68 |

**Knoxville Fulton**
STATE CHAMPION

Livingston Academy vs Fulton (03/12/08 at Murfreesboro, TN (Murphy Center))

Official Basketball Box Score

Official Basketball Box Score
Livingston Academy vs Fulton
03/12/08 8:45 PM at Murfreesboro, TN (Murphy Center)

VISITORS: Livingston Academy 30-5

| ## | Player Name | | TOT-FG FG-FGA | 3-PT FG-FGA | FT-FTA | REBOUNDS OF | DE | TOT | PF | TP | A | TO | BLK | S | MIN |
|---|---|---|---|---|---|---|---|---|---|---|---|---|---|---|---|
| 04 | West,Clint..... | * | 0-0 | 0-0 | 0-0 | 1 | 1 | 2 | 1 | 0 | 0 | 0 | 0 | 0 | 22 |
| 12 | Smith,Todd..... | * | 6-11 | 3-5 | 0-0 | 1 | 0 | 1 | 2 | 15 | 3 | 6 | 0 | 2 | 28 |
| 23 | Smith, T.J..... | * | 2-10 | 0-3 | 0-0 | 1 | 2 | 3 | 2 | 4 | 4 | 4 | 0 | 2 | 19 |
| 24 | Dunn,Chase..... | * | 7-14 | 2-7 | 6-8 | 1 | 5 | 6 | 4 | 22 | 3 | 6 | 0 | 2 | 24 |
| 25 | McLearran,Jeremy.... | * | 4-5 | 0-0 | 0-0 | 2 | 0 | 2 | 1 | 8 | 1 | 2 | 0 | 0 | 17 |
| 01 | Huitt,Jake..... | | 0-1 | 0-0 | 0-0 | 0 | 0 | 0 | 0 | 0 | 0 | 0 | 0 | 0 | 2 |
| 03 | Melton,Kendall..... | | 0-3 | 0-1 | 0-1 | 0 | 2 | 2 | 2 | 0 | 0 | 1 | 0 | 0 | 13 |
| 05 | Poston,Justin..... | | 0-3 | 0-0 | 0-0 | 0 | 0 | 0 | 0 | 0 | 2 | 3 | 0 | 1 | 12 |
| 11 | Wilson,Adam..... | | 0-0 | 0-0 | 0-0 | 0 | 0 | 0 | 0 | 0 | 0 | 0 | 0 | 0 | 1 |
| 31 | Melton,Kailen..... | | 0-0 | 0-0 | 0-0 | 0 | 0 | 0 | 0 | 0 | 0 | 0 | 0 | 0 | 1 |
| 32 | Jackson,Brad..... | | 0-0 | 0-0 | 0-0 | 0 | 0 | 0 | 0 | 0 | 0 | 0 | 0 | 0 | 1 |
| 42 | Hill,Hayden..... | | 0-0 | 0-0 | 0-0 | 0 | 0 | 0 | 0 | 0 | 0 | 0 | 0 | 0 | 1 |
| 43 | Peterman,Will..... | | 1-1 | 0-0 | 0-0 | 1 | 3 | 4 | 0 | 2 | 0 | 0 | 1 | 0 | 9 |
| 52 | Ramsey,Deven..... | | 2-6 | 0-0 | 0-0 | 3 | 3 | 6 | 2 | 4 | 0 | 1 | 1 | 0 | 10 |
| | TEAM..... | | | | | 2 | | 2 | | | | | | | |
| | Totals..... | | 22-54 | 5-16 | 6-9 | 12 | 16 | 28 | 14 | 55 | 13 | 23 | 2 | 7 | 160 |

TOTAL FG% 1st Half: 12-31 38.7% 2nd Half: 10-23 43.5% Game: 40.7% DEADB
3-Pt. FG% 1st Half: 1-7 14.3% 2nd Half: 4-9 44.4% Game: 31.3% REBS
F Throw % 1st Half: 4-5 80.0% 2nd Half: 2-4 50.0% Game: 66.7% 2

HOME TEAM: Fulton 26-4

| ## | Player Name | | TOT-FG FG-FGA | 3-PT FG-FGA | FT-FTA | REBOUNDS OF | DE | TOT | PF | TP | A | TO | BLK | S | MIN |
|---|---|---|---|---|---|---|---|---|---|---|---|---|---|---|---|
| 20 | Hollingswort,Shannon | * | 5-6 | 0-0 | 0-0 | 0 | 2 | 2 | 1 | 10 | 8 | 6 | 0 | 3 | 22 |
| 24 | Steele,Jalen..... | * | 4-9 | 2-3 | 5-6 | 3 | 3 | 6 | 2 | 15 | 0 | 0 | 3 | 0 | 20 |
| 32 | Bryant,Will..... | * | 3-4 | 0-0 | 0-0 | 0 | 5 | 5 | 1 | 6 | 0 | 0 | 0 | 1 | 14 |
| 34 | Gallman,James..... | * | 6-11 | 3-5 | 4-4 | 2 | 2 | 4 | 0 | 19 | 1 | 1 | 0 | 0 | 22 |
| 50 | Minor,Dominic..... | * | 11-17 | 1-3 | 2-2 | 2 | 0 | 2 | 2 | 25 | 0 | 1 | 0 | 0 | 15 |
| 10 | Boyd,Robert..... | | 1-2 | 1-1 | 0-0 | 0 | 3 | 3 | 0 | 3 | 5 | 2 | 0 | 3 | 10 |
| 14 | Williams,Dominique.. | | 2-4 | 0-0 | 0-0 | 0 | 1 | 1 | 2 | 4 | 1 | 1 | 0 | 2 | 15 |
| 22 | Bridges,Buddy..... | | 0-1 | 0-0 | 0-0 | 0 | 0 | 0 | 0 | 0 | 1 | 2 | 0 | 0 | 6 |
| 30 | Smith,Victor..... | | 0-2 | 0-0 | 0-0 | 0 | 1 | 1 | 1 | 0 | 5 | 0 | 0 | 2 | 19 |
| 40 | Cason,Mychal..... | | 0-0 | 0-0 | 0-0 | 0 | 0 | 0 | 0 | 0 | 0 | 0 | 0 | 0 | 2 |
| 42 | Gibson,Lemar..... | | 1-1 | 0-0 | 0-0 | 0 | 0 | 0 | 1 | 2 | 0 | 0 | 0 | 0 | 6 |
| 44 | Mathewson,Daniel.... | | 3-4 | 2-3 | 0-1 | 1 | 0 | 1 | 1 | 8 | 0 | 1 | 0 | 3 | 9 |
| | TEAM..... | | | | | 3 | 4 | 7 | | | | 1 | | | |
| | Totals..... | | 36-61 | 9-15 | 11-13 | 11 | 21 | 32 | 11 | 92 | 21 | 15 | 3 | 14 | 160 |

TOTAL FG% 1st Half: 18-30 60.0% 2nd Half: 18-31 58.1% Game: 59.0% DEADB
3-Pt. FG% 1st Half: 5-8 62.5% 2nd Half: 4-7 57.1% Game: 60.0% REBS
F Throw % 1st Half: 6-6 100 % 2nd Half: 5-7 71.4% Game: 84.6% 0

Officials: James Hicks, Elgin Tunstall, Corey Massey
Technical fouls: Livingston Academy-None. Fulton-None.
Attendance:

| Score by Periods | 1st | 2nd | 3rd | 4th | | Total |
|---|---|---|---|---|---|---|
| Livingston Academy..... | 15 | 14 | 13 | 13 | - | 55 |
| Fulton..... | 21 | 26 | 26 | 19 | - | 92 |

Play-by-Play

Play-by-Play
Livingston Academy vs Fulton
03/12/08 8:45 PM at Murfreesboro, TN (Murphy Center)

1st PERIOD Play-by-Play (Page 1)

| HOME TEAM: Fulton | TIME | SCORE | MAR | VISITORS: Livingston Academy |
|---|---|---|---|---|
| MISSED 3 PTR by Minor,Dominic | 07:51 | | | REBOUND (DEF) by Dunn,Chase |
| | 07:45 | | | MISSED JUMPER by Smith,Todd |
| | 07:45 | | | REBOUND (OFF) by McLearran,Jeremy |
| | 07:30 | | | TURNOVR by Smith, T.J. |
| GOOD! 3 PTR by Steele,Jalen | 07:21 | 3-0 | H 3 | |
| ASSIST by Hollingswort,Shannon | 07:21 | | | |
| | 07:12 | 3-3 | T 1 | GOOD! 3 PTR by Smith,Todd |
| | 07:12 | | | ASSIST by Dunn,Chase |
| TURNOVR by Hollingswort,Shannon | 07:01 | | | |
| | 06:51 | | | MISSED 3 PTR by Dunn,Chase |

| | | | | |
|---|---|---|---|---|
| | 06:51 | | | REBOUND (OFF) by Smith, T.J. |
| | 06:35 | | | MISSED JUMPER by Smith, T.J. |
| | 06:35 | | | REBOUND (OFF) by McLearran,Jeremy |
| REBOUND (DEF) by Bryant,Will | 06:31 | | | MISSED 3 PTR by Smith, T.J. |
| TURNOVR by Gallman,James | 06:21 | | | |
| | 06:20 | | | STEAL by Dunn,Chase |
| | 06:13 | 3-5 | V 2 | GOOD! JUMPER by McLearran,Jeremy |
| | 06:13 | | | ASSIST by Smith,Todd |
| MISSED JUMPER by Steele,Jalen | 05:57 | | | REBOUND (DEF) by Dunn,Chase |
| | 05:51 | | | MISSED 3 PTR by Dunn,Chase |
| | 05:51 | | | REBOUND (OFF) by (TEAM) |
| REBOUND (DEF) by Hollingswort,Shannon | 05:30 | | | MISSED JUMPER by Smith, T.J. |
| GOOD! LAYUP by Minor,Dominic [PNT] | 05:20 | 5-5 | T 2 | |
| | 05:10 | | | TURNOVR by Smith,Todd |
| GOOD! JUMPER by Minor,Dominic | 04:58 | 7-5 | H 2 | |
| REBOUND (DEF) by (TEAM) | 04:39 | | | MISSED 3 PTR by Smith,Todd |
| GOOD! LAYUP by Bryant,Will [PNT] | 04:25 | 9-5 | H 4 | |
| | 04:11 | 9-7 | H 2 | GOOD! JUMPER by McLearran,Jeremy |
| | 04:11 | | | ASSIST by Smith, T.J. |
| TURNOVR by Hollingswort,Shannon | 03:57 | | | |
| | 03:56 | | | STEAL by Smith,Todd |
| | 03:49 | 9-9 | T 3 | GOOD! LAYUP by McLearran,Jeremy [PNT] |
| | 03:49 | | | ASSIST by Dunn,Chase |
| GOOD! LAYUP by Hollingswort,Shannon [PNT] | 03:35 | 11-9 | H 2 | |
| REBOUND (DEF) by (TEAM) | 03:20 | | | MISSED JUMPER by Smith, T.J. |
| SUB IN : Smith,Victor | 03:19 | | | SUB IN : Melton,Kendall |
| SUB OUT: Bryant,Will | 03:19 | | | SUB IN : Ramsey,Deven |
| | 03:19 | | | SUB OUT: Smith, T.J. |
| | 03:19 | | | SUB OUT: West,Clint |
| MISSED JUMPER by Minor,Dominic | 03:11 | | | |
| REBOUND (OFF) by Steele,Jalen | 03:11 | | | |
| GOOD! FT SHOT by Steele,Jalen | 03:08 | 12-9 | H 3 | FOUL by Ramsey,Deven (P1T1) |
| GOOD! FT SHOT by Steele,Jalen | 03:08 | 13-9 | H 4 | |
| FOUL by Steele,Jalen (P1T1) | 02:58 | | | |
| | 02:51 | | | TURNOVR by Smith,Todd |
| | 02:51 | | | SUB IN : Poston,Justin |
| | 02:51 | | | SUB OUT: Smith,Todd |
| MISSED LAYUP by Smith,Victor | 02:39 | | | REBOUND (DEF) by Ramsey,Deven |
| | 02:26 | 13-11 | H 2 | GOOD! JUMPER by Ramsey,Deven [PNT] |
| | 02:26 | | | ASSIST by McLearran,Jeremy |
| GOOD! LAYUP by Minor,Dominic [PNT] | 02:14 | 15-11 | H 4 | |
| ASSIST by Hollingswort,Shannon | 02:14 | | | |
| BLOCK by Steele,Jalen | 02:05 | | | MISSED JUMPER by Dunn,Chase |
| | 02:04 | | | REBOUND (OFF) by Dunn,Chase |
| FOUL by Minor,Dominic (P1T2) | 02:04 | 15-12 | H 3 | GOOD! FT SHOT by Dunn,Chase |
| | 02:04 | 15-13 | H 2 | GOOD! FT SHOT by Dunn,Chase |
| | 02:04 | | | SUB IN : Smith,Todd |
| | 02:04 | | | SUB IN : West,Clint |
| | 02:04 | | | SUB OUT: Dunn,Chase |
| | 02:04 | | | SUB OUT: McLearran,Jeremy |
| GOOD! 3 PTR by Steele,Jalen | 01:48 | 18-13 | H 5 | |
| ASSIST by Smith,Victor | 01:36 | | | |
| SUB IN : Bryant,Will | 01:35 | | | |
| SUB OUT: Minor,Dominic | 01:35 | | | |
| | 01:26 | | | TURNOVR by Poston,Justin |
| | 01:09 | | | SUB IN : Dunn,Chase |
| | 01:09 | | | SUB OUT: Poston,Justin |
| MISSED JUMPER by Bryant,Will | 01:06 | | | BLOCK by Ramsey,Deven |
| | 01:04 | | | REBOUND (DEF) by Ramsey,Deven |
| | 01:01 | 18-15 | H 3 | GOOD! LAYUP by Dunn,Chase [PNT] |
| GOOD! 3 PTR by Gallman,James | 00:45 | 21-15 | H 6 | |
| ASSIST by Hollingswort,Shannon | 00:45 | | | |
| REBOUND (DEF) by Bryant,Will | 00:04 | | | MISSED 3 PTR by Dunn,Chase |
| | 00:02 | | | FOUL by Melton,Kendall (P1T2) |

Fulton 21, Livingston Academy 15

2nd PERIOD Play-by-Play (Page 1)

| HOME TEAM: Fulton | TIME | SCORE | MAR | VISITORS: Livingston Academy |
|---|---|---|---|---|
| SUB IN : Williams,Dominique | 08:00 | | | SUB IN : Ramsey,Deven |
| SUB IN : Smith,Victor | 08:00 | | | SUB IN : Melton,Kendall |
| SUB OUT: Steele,Jalen | 08:00 | | | SUB OUT: Smith, T.J. |
| SUB OUT: Minor,Dominic | 08:00 | | | SUB OUT: McLearran,Jeremy |
| REBOUND (DEF) by Bryant,Will | 07:46 | | | MISSED JUMPER by Ramsey,Deven |
| GOOD! JUMPER by Hollingswort,Shannon | 07:36 | 23-15 | H 8 | |
| REBOUND (DEF) by Gallman,James | 07:12 | | | MISSED JUMPER by Melton,Kendall |
| MISSED 3 PTR by Gallman,James | 07:04 | | | REBOUND (DEF) by Ramsey,Deven |
| FOUL by Bryant,Will (P1T3) | 07:04 | | | |
| SUB IN : Minor,Dominic | 07:04 | | | SUB IN : McLearran,Jeremy |
| SUB OUT: Bryant,Will | 07:04 | | | SUB IN : Smith, T.J. |
| | 07:04 | | | SUB OUT: Ramsey,Deven |
| | 07:04 | | | SUB OUT: Melton,Kendall |
| | 06:45 | | | TURNOVR by Smith, T.J. |
| STEAL by Hollingswort,Shannon | 06:44 | | | |
| TURNOVR by Hollingswort,Shannon | 06:41 | | | STEAL by Dunn,Chase |
| | 06:34 | | | MISSED JUMPER by Smith, T.J. |
| | 06:34 | | | REBOUND (OFF) by (TEAM) |

| | | | | |
|---|---|---|---|---|
| | 06:30 | | | TURNOVR by Dunn,Chase |
| GOOD! JUMPER by Minor,Dominic | 06:20 | 25-15 | H 10 | |
| | 06:06 | | | MISSED JUMPER by Smith,Todd |
| | 06:06 | | | REBOUND (OFF) by West,Clint |
| FOUL by Smith,Victor (P1T4) | 06:05 | | | |
| | 06:05 | | | TIMEOUT 30sec |
| SUB IN : Steele,Jalen | 06:05 | | | |
| SUB OUT: Gallman,James | 06:05 | | | |
| | 06:02 | | | TURNOVR by Smith,Todd |
| STEAL by Smith,Victor | 06:01 | | | |
| GOOD! JUMPER by Minor,Dominic | 05:52 | 27-15 | H 12 | |
| ASSIST by Hollingswort,Shannon | 05:52 | | | |
| | 05:32 | 27-17 | H 10 | GOOD! JUMPER by Dunn,Chase |
| GOOD! JUMPER by Minor,Dominic | 05:17 | 29-17 | H 12 | |
| ASSIST by Smith,Victor | 05:17 | | | |
| | 05:03 | 29-19 | H 10 | GOOD! JUMPER by Dunn,Chase |
| | 04:58 | | | FOUL by McLearran,Jeremy (P1T3) |
| FOUL by Minor,Dominic (P2T5) | 04:58 | | | |
| SUB IN : Bryant,Will | 04:58 | | | SUB IN : Peterman,Will |
| SUB OUT: Minor,Dominic | 04:58 | | | SUB IN : Poston,Justin |
| | 04:58 | | | SUB OUT: Smith,Todd |
| | 04:58 | | | SUB OUT: McLearran,Jeremy |
| MISSED JUMPER by Williams,Dominique | 04:49 | | | REBOUND (DEF) by Dunn,Chase |
| | 04:43 | 29-21 | H 8 | GOOD! LAYUP by Smith, T.J. [PNT] |
| | 04:43 | | | ASSIST by Dunn,Chase |
| TIMEOUT 30sec | 04:41 | | | |
| | 04:41 | | | SUB IN : Ramsey,Deven |
| | 04:41 | | | SUB OUT: West,Clint |
| MISSED JUMPER by Steele,Jalen | 04:28 | | | BLOCK by Peterman,Will |
| REBOUND (OFF) by (TEAM) | 04:28 | | | |
| SUB IN : Gallman,James | 04:28 | | | |
| SUB OUT: Smith,Victor | 04:28 | | | |
| TURNOVR by Williams,Dominique | 04:26 | | | |
| FOUL by Hollingswort,Shannon (P1T6) | 04:17 | 29-22 | H 7 | GOOD! FT SHOT by Dunn,Chase |
| | 04:17 | 29-23 | H 6 | GOOD! FT SHOT by Dunn,Chase |
| MISSED 3 PTR by Steele,Jalen | 04:03 | | | REBOUND (DEF) by Peterman,Will |
| | 03:50 | | | TURNOVR by Dunn,Chase |
| STEAL by Williams,Dominique | 03:49 | | | |
| MISSED JUMPER by Steele,Jalen | 03:44 | | | REBOUND (DEF) by Dunn,Chase |
| | 03:40 | | | TURNOVR by Dunn,Chase |
| GOOD! LAYUP by Bryant,Will [PNT] | 03:36 | 31-23 | H 8 | |
| ASSIST by Hollingswort,Shannon | 03:36 | | | |
| | 03:24 | | | SUB IN : Smith,Todd |
| | 03:24 | | | SUB OUT: Dunn,Chase |
| BLOCK by Steele,Jalen | 03:05 | | | MISSED JUMPER by Poston,Justin |
| | 03:04 | | | REBOUND (OFF) by Peterman,Will |
| | 03:00 | | | MISSED 3 PTR by Smith, T.J. |
| | 03:00 | | | REBOUND (OFF) by Ramsey,Deven |
| | 02:57 | | | MISSED LAYUP by Ramsey,Deven |
| | 02:57 | | | REBOUND (OFF) by Ramsey,Deven |
| REBOUND (DEF) by Steele,Jalen | 02:53 | | | MISSED JUMPER by Ramsey,Deven |
| TURNOVR by Hollingswort,Shannon | 02:49 | | | |
| | 02:48 | | | STEAL by Smith,Todd |
| | 02:44 | 31-25 | H 6 | GOOD! LAYUP by Smith, T.J. [PNT] |
| | 02:44 | | | ASSIST by Smith,Todd |
| MISSED JUMPER by Gallman,James | 02:23 | | | |
| REBOUND (OFF) by Gallman,James | 02:23 | | | |
| GOOD! JUMPER by Gallman,James | 02:21 | 33-25 | H 8 | |
| GOOD! FT SHOT by Gallman,James | 02:21 | 34-25 | H 9 | FOUL by Smith,Todd (P1T4) |
| | 02:21 | | | SUB IN : Dunn,Chase |
| | 02:21 | | | SUB IN : Melton,Kendall |
| | 02:21 | | | SUB OUT: Peterman,Will |
| | 02:21 | | | SUB OUT: Poston,Justin |
| STEAL by Bryant,Will | 02:09 | | | TURNOVR by Smith,Todd |
| MISSED JUMPER by Williams,Dominique | 02:03 | | | |
| REBOUND (OFF) by Steele,Jalen | 02:03 | | | |
| GOOD! FT SHOT by Steele,Jalen | 02:00 | 35-25 | H 10 | FOUL by Ramsey,Deven (P2T5) |
| GOOD! FT SHOT by Steele,Jalen | 02:00 | 36-25 | H 11 | |
| SUB IN : Smith,Victor | 02:00 | | | SUB IN : McLearran,Jeremy |
| SUB OUT: Williams,Dominique | 02:00 | | | SUB OUT: Ramsey,Deven |
| FOUL by Steele,Jalen (P2T7) | 01:47 | | | MISSED FT SHOT by Melton,Kendall |
| REBOUND (DEF) by Bryant,Will | 01:47 | | | |
| SUB IN : Williams,Dominique | 01:47 | | | |
| SUB OUT: Steele,Jalen | 01:47 | | | |
| GOOD! 3 PTR by Gallman,James | 01:34 | 39-25 | H 14 | |
| ASSIST by Smith,Victor | 01:34 | | | |
| | 01:18 | 39-27 | H 12 | GOOD! JUMPER by Dunn,Chase |
| GOOD! LAYUP by Hollingswort,Shannon [PNT] | 01:04 | 41-27 | H 14 | |
| REBOUND (DEF) by Smith,Victor | 00:43 | | | MISSED JUMPER by Melton,Kendall |
| GOOD! JUMPER by Gallman,James | 00:37 | 43-27 | H 16 | |
| ASSIST by Hollingswort,Shannon | 00:37 | | | |
| GOOD! FT SHOT by Gallman,James | 00:37 | 44-27 | H 17 | FOUL by Dunn,Chase (P1T6) |
| | 00:26 | 44-29 | H 15 | GOOD! LAYUP by McLearran,Jeremy [PNT] |
| | 00:26 | | | ASSIST by Smith, T.J. |
| GOOD! 3 PTR by Gallman,James | 00:02 | 47-29 | H 18 | |
| ASSIST by Smith,Victor | 00:02 | | | |

3rd PERIOD Play-by-Play (Page 1)

| HOME TEAM: Fulton | TIME | SCORE | MAR | VISITORS: Livingston Academy |
|---|---|---|---|---|
| SUB IN : Smith,Victor | 08:00 | | | |
| SUB OUT: Bryant,Will | 08:00 | | | |
| MISSED 3 PTR by Minor,Dominic | 07:52 | | | |
| REBOUND (OFF) by (TEAM) | 07:52 | | | |
| TURNOVR by Hollingswort,Shannon | 07:48 | | | |
| STEAL by Hollingswort,Shannon | 07:33 | | | TURNOVR by Smith, T.J. |
| GOOD! FT SHOT by Steele,Jalen | 07:30 | 48-29 | H 19 | FOUL by Smith, T.J. (P1T1) |
| MISSED FT SHOT by Steele,Jalen | 07:30 | | | REBOUND (DEF) by Smith, T.J. |
| REBOUND (DEF) by Hollingswort,Shannon | 07:22 | | | MISSED 3 PTR by Dunn,Chase |
| GOOD! JUMPER by Hollingswort,Shannon | 07:11 | 50-29 | H 21 | |
| | 06:56 | 50-32 | H 18 | GOOD! 3 PTR by Smith,Todd |
| | 06:56 | | | ASSIST by Smith, T.J. |
| TURNOVR by Minor,Dominic | 06:38 | | | |
| REBOUND (DEF) by Steele,Jalen | 06:29 | | | MISSED JUMPER by Smith,Todd |
| GOOD! FT SHOT by Minor,Dominic | 06:20 | 51-32 | H 19 | FOUL by Smith, T.J. (P2T2) |
| GOOD! FT SHOT by Minor,Dominic | 06:20 | 52-32 | H 20 | |
| | 06:20 | | | SUB IN : Ramsey,Deven |
| | 06:20 | | | SUB OUT: McLearran,Jeremy |
| | 06:07 | 52-34 | H 18 | GOOD! LAYUP by Dunn,Chase [PNT] |
| GOOD! JUMPER by Minor,Dominic | 05:51 | 54-34 | H 20 | |
| ASSIST by Hollingswort,Shannon | 05:51 | | | |
| | 05:46 | | | TURNOVR by Ramsey,Deven |
| STEAL by Smith,Victor | 05:45 | | | |
| GOOD! JUMPER by Steele,Jalen | 05:40 | 56-34 | H 22 | |
| ASSIST by Hollingswort,Shannon | 05:40 | | | |
| | 05:30 | | | FOUL by Dunn,Chase (P2T3) |
| | 05:30 | | | TURNOVR by Dunn,Chase |
| SUB IN : Bryant,Will | 05:30 | | | SUB IN : Peterman,Will |
| SUB OUT: Minor,Dominic | 05:30 | | | SUB IN : Melton,Kendall |
| | 05:30 | | | SUB OUT: West,Clint |
| | 05:30 | | | SUB OUT: Ramsey,Deven |
| GOOD! JUMPER by Hollingswort,Shannon | 05:21 | 58-34 | H 24 | |
| STEAL by Hollingswort,Shannon | 05:13 | | | TURNOVR by Smith,Todd |
| MISSED 3 PTR by Gallman,James | 05:07 | | | REBOUND (DEF) by Melton,Kendall |
| | 05:00 | | | MISSED JUMPER by Dunn,Chase |
| | 05:00 | | | REBOUND (OFF) by Smith,Todd |
| | 04:57 | 58-36 | H 22 | GOOD! JUMPER by Smith,Todd [PNT] |
| | 04:39 | | | FOUL by Melton,Kendall (P2T4) |
| SUB IN : Minor,Dominic | 04:39 | | | |
| SUB OUT: Smith,Victor | 04:39 | | | |
| MISSED JUMPER by Gallman,James | 04:37 | | | REBOUND (DEF) by Peterman,Will |
| REBOUND (DEF) by Bryant,Will | 04:28 | | | MISSED 3 PTR by Smith, T.J. |
| | 04:20 | | | FOUL by Dunn,Chase (P3T5) |
| SUB IN : Williams,Dominique | 04:20 | | | |
| SUB OUT: Minor,Dominic | 04:20 | | | |
| MISSED JUMPER by Gallman,James | 04:17 | | | REBOUND (DEF) by Smith, T.J. |
| | 04:13 | | | TURNOVR by Smith, T.J. |
| STEAL by Williams,Dominique | 04:12 | | | |
| GOOD! JUMPER by Steele,Jalen | 04:08 | 60-36 | H 24 | |
| ASSIST by Gallman,James | 04:08 | | | |
| | 03:54 | 60-38 | H 22 | GOOD! LAYUP by Peterman,Will [PNT] |
| GOOD! LAYUP by Bryant,Will [PNT] | 03:29 | 62-38 | H 24 | |
| | 03:20 | | | FOUL by Dunn,Chase (P4T6) |
| | 03:20 | | | TURNOVR by Dunn,Chase |
| | 03:20 | | | SUB IN : Poston,Justin |
| | 03:20 | | | SUB IN : West,Clint |
| | 03:20 | | | SUB OUT: Dunn,Chase |
| | 03:20 | | | SUB OUT: Melton,Kendall |
| MISSED JUMPER by Hollingswort,Shannon | 03:10 | | | |
| REBOUND (OFF) by (TEAM) | 03:10 | | | |
| SUB IN : Mathewson,Daniel | 03:08 | | | |
| SUB OUT: Bryant,Will | 03:08 | | | |
| TURNOVR by Hollingswort,Shannon | 03:06 | | | STEAL by Smith, T.J. |
| | 03:01 | 62-40 | H 22 | GOOD! LAYUP by Smith,Todd [PNT] |
| GOOD! 3 PTR by Mathewson,Daniel | 02:37 | 65-40 | H 25 | |
| ASSIST by Williams,Dominique | 02:37 | | | |
| FOUL by Mathewson,Daniel (P1T1) | 02:23 | | | |
| SUB IN : Boyd,Robert | 02:23 | | | |
| SUB IN : Minor,Dominic | 02:23 | | | |
| SUB OUT: Steele,Jalen | 02:23 | | | |
| SUB OUT: Hollingswort,Shannon | 02:23 | | | |
| | 02:19 | | | TURNOVR by Poston,Justin |
| STEAL by Mathewson,Daniel | 02:18 | | | |
| GOOD! LAYUP by Williams,Dominique [PNT] | 02:12 | 67-40 | H 27 | |
| | 01:57 | | | TURNOVR by Poston,Justin |
| STEAL by Mathewson,Daniel | 01:55 | | | |
| TURNOVR by Mathewson,Daniel | 01:54 | | | |
| | 01:53 | | | STEAL by Smith, T.J. |
| | 01:50 | 67-42 | H 25 | GOOD! JUMPER by Smith,Todd [PNT] |
| | 01:50 | | | ASSIST by Smith, T.J. |
| TURNOVR by Boyd,Robert | 01:30 | | | |
| | 01:29 | | | STEAL by Poston,Justin |
| REBOUND (DEF) by Williams,Dominique | 01:24 | | | MISSED 3 PTR by Smith,Todd |
| MISSED JUMPER by Minor,Dominic | 01:14 | | | REBOUND (DEF) by Peterman,Will |
| REBOUND (DEF) by Gallman,James | 01:06 | | | MISSED JUMPER by Smith, T.J. |
| GOOD! FT SHOT by Gallman,James | 01:01 | 68-42 | H 26 | FOUL by West,Clint (P1T7) |
| GOOD! FT SHOT by Gallman,James | 01:01 | 69-42 | H 27 | |

| | | | | |
|---|---|---|---|---|
| | 01:01 | | | SUB IN : Melton,Kendall |
| | 01:01 | | | SUB OUT: Smith, T.J. |
| REBOUND (DEF) by Boyd,Robert | 00:48 | | | MISSED JUMPER by Poston,Justin |
| MISSED JUMPER by Minor,Dominic | 00:39 | | | |
| REBOUND (OFF) by Gallman,James | 00:39 | | | |
| GOOD! JUMPER by Gallman,James | 00:35 | 71-42 | H 29 | |
| REBOUND (DEF) by Boyd,Robert | 00:22 | | | MISSED JUMPER by Poston,Justin |
| GOOD! JUMPER by Williams,Dominique | 00:07 | 73-42 | H 31 | |
| ASSIST by Boyd,Robert | 00:07 | | | |

Fulton 73, Livingston Academy 42

4th PERIOD Play-by-Play (Page 1)

| HOME TEAM: Fulton | TIME | SCORE | MAR | VISITORS: Livingston Academy |
|---|---|---|---|---|
| SUB IN : Mathewson,Daniel | 08:00 | | | SUB IN : Melton,Kendall |
| SUB IN : Williams,Dominique | 08:00 | | | SUB OUT: Smith, T.J. |
| SUB IN : Boyd,Robert | 08:00 | | | |
| SUB OUT: Hollingswort,Shannon | 08:00 | | | |
| SUB OUT: Bryant,Will | 08:00 | | | |
| SUB OUT: Gallman,James | 08:00 | | | |
| FOUL by Williams,Dominique (P1T2) | 07:53 | | | MISSED FT SHOT by Dunn,Chase |
| | 07:53 | | | REBOUND (OFF) by (DEADBALL) |
| | 07:53 | 73-43 | H 30 | GOOD! FT SHOT by Dunn,Chase |
| GOOD! JUMPER by Minor,Dominic | 07:43 | 75-43 | H 32 | |
| ASSIST by Boyd,Robert | 07:43 | | | |
| TIMEOUT 30sec | 07:43 | | | |
| FOUL by Williams,Dominique (P2T3) | 07:35 | | | MISSED FT SHOT by Dunn,Chase |
| | 07:35 | | | REBOUND (OFF) by (DEADBALL) |
| | 07:35 | 75-44 | H 31 | GOOD! FT SHOT by Dunn,Chase |
| MISSED FT SHOT by Mathewson,Daniel | 06:53 | | | FOUL by Smith,Todd (P2T8) |
| REBOUND (OFF) by Steele,Jalen | 06:53 | | | |
| MISSED JUMPER by Steele,Jalen | 06:50 | | | |
| REBOUND (OFF) by Minor,Dominic | 06:50 | | | |
| GOOD! JUMPER by Minor,Dominic [PNT] | 06:48 | 77-44 | H 33 | |
| | 06:40 | | | TURNOVR by Dunn,Chase |
| STEAL by Mathewson,Daniel | 06:39 | | | |
| GOOD! 3 PTR by Minor,Dominic | 06:24 | 80-44 | H 36 | |
| ASSIST by Boyd,Robert | 06:24 | | | |
| BLOCK by Steele,Jalen | 06:14 | | | MISSED LAYUP by McLearran,Jeremy |
| REBOUND (DEF) by Steele,Jalen | 06:10 | | | |
| MISSED 3 PTR by Mathewson,Daniel | 05:55 | | | |
| REBOUND (OFF) by Minor,Dominic | 05:55 | | | |
| MISSED JUMPER by Minor,Dominic | 05:53 | | | REBOUND (DEF) by West,Clint |
| | 05:47 | | | TURNOVR by McLearran,Jeremy |
| STEAL by Boyd,Robert | 05:45 | | | |
| GOOD! LAYUP by Minor,Dominic [PNT] | 05:43 | 82-44 | H 38 | |
| ASSIST by Boyd,Robert | 05:43 | | | |
| TIMEOUT TEAM | 05:40 | | | |
| SUB IN : Bridges,Buddy | 05:40 | | | SUB IN : Ramsey,Deven |
| SUB IN : Gibson,Lemar | 05:40 | | | SUB OUT: Dunn,Chase |
| SUB IN : Smith,Victor | 05:40 | | | |
| SUB OUT: Steele,Jalen | 05:40 | | | |
| SUB OUT: Minor,Dominic | 05:40 | | | |
| SUB OUT: Williams,Dominique | 05:40 | | | |
| | 05:27 | 82-46 | H 36 | GOOD! JUMPER by Ramsey,Deven [PNT] |
| | 05:27 | | | ASSIST by Smith,Todd |
| | 05:27 | | | SUB IN : Poston,Justin |
| | 05:27 | | | SUB OUT: McLearran,Jeremy |
| TURNOVR by (TEAM) | 05:09 | | | |
| | 04:53 | | | MISSED 3 PTR by Melton,Kendall |
| | 04:53 | | | REBOUND (OFF) by Ramsey,Deven |
| REBOUND (DEF) by (TEAM) | 04:51 | | | MISSED JUMPER by Ramsey,Deven |
| GOOD! 3 PTR by Mathewson,Daniel | 04:28 | 85-46 | H 39 | |
| ASSIST by Boyd,Robert | 04:28 | | | |
| | 04:19 | 85-49 | H 36 | GOOD! 3 PTR by Smith,Todd |
| | 04:19 | | | ASSIST by Poston,Justin |
| TURNOVR by Boyd,Robert | 04:05 | | | |
| | 03:45 | | | TURNOVR by Melton,Kendall |
| STEAL by Boyd,Robert | 03:44 | | | |
| MISSED JUMPER by Bridges,Buddy | 03:36 | | | REBOUND (DEF) by Melton,Kendall |
| SUB IN : Williams,Dominique | 03:34 | | | SUB IN : McLearran,Jeremy |
| SUB OUT: Boyd,Robert | 03:34 | | | SUB IN : Dunn,Chase |
| | 03:34 | | | SUB OUT: Melton,Kendall |
| | 03:34 | | | SUB OUT: Ramsey,Deven |
| FOUL by Gibson,Lemar (P1T4) | 03:30 | | | |
| | 03:22 | | | TURNOVR by McLearran,Jeremy |
| TURNOVR by Bridges,Buddy | 03:04 | | | |
| | 02:58 | | | TIMEOUT TEAM |
| SUB IN : Boyd,Robert | 02:58 | | | |
| SUB OUT: Williams,Dominique | 02:58 | | | |
| | 02:48 | 85-52 | H 33 | GOOD! 3 PTR by Dunn,Chase |
| | 02:48 | | | ASSIST by Poston,Justin |
| | 02:46 | | | TIMEOUT TEAM |
| GOOD! LAYUP by Gibson,Lemar [PNT] | 02:39 | 87-52 | H 35 | |
| ASSIST by Smith,Victor | 02:39 | | | |
| STEAL by Boyd,Robert | 02:29 | | | TURNOVR by Smith,Todd |
| MISSED JUMPER by Smith,Victor | 02:18 | | | |

| | | | | |
|---|---|---|---|---|
| REBOUND (OFF) by Mathewson,Daniel | 02:18 | | | |
| GOOD! JUMPER by Mathewson,Daniel | 02:16 | 89-52 | H 37 | |
| | 01:57 | 89-55 | H 34 | GOOD! 3 PTR by Dunn,Chase |
| TIMEOUT TEAM | 01:42 | | | |
| SUB IN : Cason,Mychal | 01:42 | | | |
| SUB OUT: Mathewson,Daniel | 01:42 | | | |
| MISSED JUMPER by Boyd,Robert | 01:29 | | | REBOUND (DEF) by Dunn,Chase |
| REBOUND (DEF) by (TEAM) | 01:23 | | | MISSED 3 PTR by Dunn,Chase |
| | 01:17 | | | SUB IN : Wilson,Adam |
| | 01:17 | | | SUB IN : Melton,Kailen |
| | 01:17 | | | SUB IN : Jackson,Brad |
| | 01:17 | | | SUB IN : Hill,Hayden |
| | 01:17 | | | SUB IN : Huitt,Jake |
| | 01:17 | | | SUB OUT: Poston,Justin |
| | 01:17 | | | SUB OUT: Smith,Todd |
| | 01:17 | | | SUB OUT: McLearran,Jeremy |
| | 01:17 | | | SUB OUT: Dunn,Chase |
| | 01:17 | | | SUB OUT: West,Clint |
| TURNOVR by Bridges,Buddy | 00:35 | | | |
| REBOUND (DEF) by Boyd,Robert | 00:11 | | | MISSED JUMPER by Huitt,Jake |
| GOOD! 3 PTR by Boyd,Robert | 00:00 | 92-55 | H 37 | |
| ASSIST by Bridges,Buddy | 00:00 | | | |

Fulton 92, Livingston Academy 55

Official Basketball Box Score -- 1st Half

Official Basketball Box Score -- 1st Half
Livingston Academy vs Fulton
03/12/08 8:45 PM at Murfreesboro, TN (Murphy Center)

---

VISITORS: Livingston Academy 30-5

| ## | Player Name | | TOT-FG FG-FGA | 3-PT FG-FGA | FT-FTA | REBOUNDS OF | DE | TOT | PF | TP | A | TO | BLK | S | MIN |
|---|---|---|---|---|---|---|---|---|---|---|---|---|---|---|---|
| 04 | West,Clint..... | * | 0-0 | 0-0 | 0-0 | 1 | 0 | 1 | 0 | 0 | 0 | 0 | 0 | 0 | 10 |
| 12 | Smith,Todd..... | * | 1-4 | 1-2 | 0-0 | 0 | 0 | 0 | 1 | 3 | 2 | 4 | 0 | 2 | 13 |
| 23 | Smith, T.J..... | * | 2-8 | 0-2 | 0-0 | 1 | 0 | 1 | 0 | 4 | 2 | 2 | 0 | 0 | 12 |
| 24 | Dunn,Chase..... | * | 4-8 | 0-3 | 4-4 | 1 | 4 | 5 | 1 | 12 | 3 | 3 | 0 | 2 | 14 |
| 25 | McLearran,Jeremy.... | * | 4-4 | 0-0 | 0-0 | 2 | 0 | 2 | 1 | 8 | 1 | 0 | 0 | 0 | 10 |
| 01 | Huitt,Jake..... | | 0-0 | 0-0 | 0-0 | 0 | 0 | 0 | 0 | 0 | 0 | 0 | 0 | 0 | 0 |
| 03 | Melton,Kendall..... | | 0-2 | 0-0 | 0-1 | 0 | 0 | 0 | 1 | 0 | 0 | 0 | 0 | 0 | 6 |
| 05 | Poston,Justin..... | | 0-1 | 0-0 | 0-0 | 0 | 0 | 0 | 0 | 0 | 0 | 1 | 0 | 0 | 5 |
| 11 | Wilson,Adam..... | | 0-0 | 0-0 | 0-0 | 0 | 0 | 0 | 0 | 0 | 0 | 0 | 0 | 0 | 0 |
| 31 | Melton,Kailen..... | | 0-0 | 0-0 | 0-0 | 0 | 0 | 0 | 0 | 0 | 0 | 0 | 0 | 0 | 0 |
| 32 | Jackson,Brad..... | | 0-0 | 0-0 | 0-0 | 0 | 0 | 0 | 0 | 0 | 0 | 0 | 0 | 0 | 0 |
| 42 | Hill,Hayden..... | | 0-0 | 0-0 | 0-0 | 0 | 0 | 0 | 0 | 0 | 0 | 0 | 0 | 0 | 0 |
| 43 | Peterman,Will..... | | 0-0 | 0-0 | 0-0 | 1 | 1 | 2 | 0 | 0 | 0 | 0 | 1 | 0 | 3 |
| 52 | Ramsey,Deven..... | | 1-4 | 0-0 | 0-0 | 2 | 3 | 5 | 2 | 2 | 0 | 0 | 1 | 0 | 7 |
| | TEAM..... | | | | | 2 | | 2 | | | | | | | |
| | Totals..... | | 12-31 | 1-7 | 4-5 | 10 | 8 | 18 | 6 | 29 | 8 | 10 | 2 | 4 | 80 |

TOTAL FG% 1st Half: 12-31 38.7%
3-Pt. FG% 1st Half: 1-7 14.3%
F Throw % 1st Half: 4-5 80.0%

---

HOME TEAM: Fulton 26-4

| ## | Player Name | | TOT-FG FG-FGA | 3-PT FG-FGA | FT-FTA | REBOUNDS OF | DE | TOT | PF | TP | A | TO | BLK | S | MIN |
|---|---|---|---|---|---|---|---|---|---|---|---|---|---|---|---|
| 20 | Hollingswort,Shannon | * | 3-3 | 0-0 | 0-0 | 0 | 1 | 1 | 1 | 6 | 6 | 4 | 0 | 1 | 16 |
| 24 | Steele,Jalen..... | * | 2-6 | 2-3 | 4-4 | 2 | 1 | 3 | 2 | 10 | 0 | 0 | 2 | 0 | 12 |
| 32 | Bryant,Will..... | * | 2-3 | 0-0 | 0-0 | 0 | 4 | 4 | 1 | 4 | 0 | 0 | 0 | 1 | 12 |
| 34 | Gallman,James..... | * | 5-7 | 3-4 | 2-2 | 1 | 1 | 2 | 0 | 15 | 0 | 1 | 0 | 0 | 14 |
| 50 | Minor,Dominic..... | * | 6-8 | 0-1 | 0-0 | 0 | 0 | 0 | 2 | 12 | 0 | 0 | 0 | 0 | 8 |
| 10 | Boyd,Robert..... | | 0-0 | 0-0 | 0-0 | 0 | 0 | 0 | 0 | 0 | 0 | 0 | 0 | 0 | 0 |
| 14 | Williams,Dominique.. | | 0-2 | 0-0 | 0-0 | 0 | 0 | 0 | 0 | 0 | 0 | 1 | 0 | 1 | 8 |
| 22 | Bridges,Buddy..... | | 0-0 | 0-0 | 0-0 | 0 | 0 | 0 | 0 | 0 | 0 | 0 | 0 | 0 | 0 |
| 30 | Smith,Victor..... | | 0-1 | 0-0 | 0-0 | 0 | 1 | 1 | 1 | 0 | 4 | 0 | 0 | 1 | 10 |
| 40 | Cason,Mychal..... | | 0-0 | 0-0 | 0-0 | 0 | 0 | 0 | 0 | 0 | 0 | 0 | 0 | 0 | 0 |
| 42 | Gibson,Lemar..... | | 0-0 | 0-0 | 0-0 | 0 | 0 | 0 | 0 | 0 | 0 | 0 | 0 | 0 | 0 |
| 44 | Mathewson,Daniel.... | | 0-0 | 0-0 | 0-0 | 0 | 0 | 0 | 0 | 0 | 0 | 0 | 0 | 0 | 0 |
| | TEAM..... | | | | | 1 | 2 | 3 | | | | | | | |
| | Totals..... | | 18-30 | 5-8 | 6-6 | 4 | 10 | 14 | 7 | 47 | 10 | 6 | 2 | 4 | 80 |

TOTAL FG% 1st Half: 18-30 60.0%
3-Pt. FG% 1st Half: 5-8 62.5%
F Throw % 1st Half: 6-6 100 %

---

Officials: James Hicks, Elgin Tunstall, Corey Massey
Technical fouls: Livingston Academy-None. Fulton-None.
Attendance:

| Score by Periods | 1st | 2nd |
|---|---|---|
| Livingston Academy..... | 15 | 14 |

Fulton..... 21 26

# 1997 Class AA State Boys' Basketball Tournament

## March 12 - March 15, 1997 · Murphy Center - MTSU - Murfreesboro, TN



OFFICIAL NCAA BASKETBALL BOX SCORE
Fulton High School (20-12)

Site: Murfreesboro, Tenn.
Date: March 13, 1997

| FHS (VISITORS) | | | Total FG | Total AT | 3-Pts FG | 3-Pts AT | FT | FT AT | Rebounds OF | Rebounds DF | Rebounds To | PF | TP | A | TO | BK | ST | MN |
|---|---|---|---|---|---|---|---|---|---|---|---|---|---|---|---|---|---|---|
| 20 | Turner, Juan | f | 3 | 8 | 0 | 1 | 1 | 2 | 3 | 2 | 5 | 4 | 7 | 2 | 4 | 0 | 1 | 28 |
| 22 | Dobson, Carlos | f | 2 | 5 | 0 | 0 | 1 | 2 | 3 | 1 | 4 | 3 | 5 | 0 | 1 | 0 | 1 | 28 |
| 42 | Smith, Fred | c | 3 | 6 | 0 | 0 | 0 | 0 | 0 | 1 | 1 | 3 | 6 | 1 | 2 | 0 | 1 | 26 |
| 14 | Wood, Ricky | g | 3 | 10 | 0 | 4 | 3 | 4 | 1 | 1 | 2 | 5 | 9 | 5 | 1 | 0 | 0 | 26 |
| 30 | Longmire, Jason | g | 7 | 10 | 5 | 8 | 0 | 0 | 2 | 2 | 4 | 2 | 19 | 1 | 1 | 0 | 0 | 32 |
| 34 | Green, Chris | | 1 | 1 | 0 | 0 | 0 | 0 | 0 | 1 | 1 | 0 | 2 | 0 | 0 | 0 | 2 | 14 |
| 24 | Cooper, Brandon | | 0 | 0 | 0 | 0 | 0 | 0 | 0 | 1 | 1 | 0 | 0 | 0 | 0 | 0 | 0 | 4 |
| 50 | Davis, Alec | | 0 | 0 | 0 | 0 | 0 | 0 | 0 | 0 | 0 | 2 | 0 | 0 | 1 | 0 | 0 | 1 |
| 10 | Griffin, Santana | | -- | -- | -- | -- | -- | -- | -- | -- | -- | -- | -- | -- | -- | -- | -- | DNP |
| 32 | Stout, Adam | | -- | -- | -- | -- | -- | -- | -- | -- | -- | -- | -- | -- | -- | -- | -- | DNP |
| 40 | Carter, D.J. | | -- | -- | -- | -- | -- | -- | -- | -- | -- | -- | -- | -- | -- | -- | -- | DNP |
| 44 | Zimmerman, Joel | | -- | -- | -- | -- | -- | -- | -- | -- | -- | -- | -- | -- | -- | -- | -- | DNP |
| | Team Totals | | | | | | | | 0 | 0 | 0 | | | | 0 | | | |
| | TOTALS | | 19 | 40 | 5 | 13 | 5 | 8 | 9 | 9 | 18 | 19 | 48 | 9 | 10 | 0 | 5 | 160 |

Deadball Rebounds: 4, 0: 4

| | | | | | | | |
|---|---|---|---|---|---|---|---|
| Tot FG %: | 1st Half: | 12-22 | .545 | 2nd Half: | 7-18 | .389 | Game: .475 |
| 3-Pt FG %: | 1st Half: | 4- 8 | .500 | 2nd Half: | 1- 5 | .200 | Game: .385 |
| FT % : | 1st Half: | 0- 0 | .000 | 2nd Half: | 5- 8 | .625 | Game: .625 |

Livingston Academy (27-7)

| LA (HOME) | | | Total FG | Total AT | 3-Pts FG | 3-Pts AT | FT | FT AT | Rebounds OF | Rebounds DF | Rebounds To | PF | TP | A | TO | BK | ST | MN |
|---|---|---|---|---|---|---|---|---|---|---|---|---|---|---|---|---|---|---|
| 21 | Miller, Jimmy | f | 9 | 15 | 0 | 0 | 7 | 8 | 1 | 0 | 1 | 3 | 25 | 3 | 4 | 0 | 2 | 32 |
| 22 | Swallows, Grant | f | 2 | 3 | 0 | 1 | 0 | 0 | 1 | 2 | 3 | 1 | 4 | 1 | 2 | 0 | 0 | 32 |
| 42 | Poston, Elliot | c | 4 | 8 | 0 | 0 | 5 | 6 | 1 | 3 | 4 | 2 | 13 | 0 | 1 | 2 | 0 | 32 |
| 5 | Johnson, Brandon | g | 0 | 0 | 0 | 0 | 0 | 0 | 0 | 2 | 2 | 2 | 0 | 5 | 4 | 0 | 1 | 32 |
| 14 | Harris, Derek | g | 3 | 4 | 0 | 0 | 3 | 5 | 3 | 2 | 5 | 0 | 9 | 1 | 1 | 0 | 0 | 31 |
| 30 | Copeland, Mitch | | 0 | 0 | 0 | 0 | 0 | 0 | 0 | 0 | 0 | 0 | 0 | 0 | 0 | 0 | 0 | 1 |
| 13 | Mitchell, William | | -- | -- | -- | -- | -- | -- | -- | -- | -- | -- | -- | -- | -- | -- | -- | DNP |
| 15 | Aldridge, Bryan | | -- | -- | -- | -- | -- | -- | -- | -- | -- | -- | -- | -- | -- | -- | -- | DNP |
| 23 | Richardson, Chad | | -- | -- | -- | -- | -- | -- | -- | -- | -- | -- | -- | -- | -- | -- | -- | DNP |
| 32 | Robbins, Brandon | | -- | -- | -- | -- | -- | -- | -- | -- | -- | -- | -- | -- | -- | -- | -- | DNP |
| 40 | Billings, John | | -- | -- | -- | -- | -- | -- | -- | -- | -- | -- | -- | -- | -- | -- | -- | DNP |
| 44 | Berta, Robbie | | -- | -- | -- | -- | -- | -- | -- | -- | -- | -- | -- | -- | -- | -- | -- | DNP |
| 45 | Dailey, Brian | | -- | -- | -- | -- | -- | -- | -- | -- | -- | -- | -- | -- | -- | -- | -- | DNP |
| | Team Totals | | | | | | | | 0 | 1 | 1 | | | | 0 | | | |
| | TOTALS | | 18 | 30 | 0 | 1 | 15 | 19 | 6 | 10 | 16 | 8 | 51 | 10 | 12 | 2 | 3 | 160 |

Deadball Rebounds: 1, 1: 2

| | | | | | | | |
|---|---|---|---|---|---|---|---|
| Tot FG %: | 1st Half: | 12-19 | .632 | 2nd Half: | 6-11 | .545 | Game: .600 |
| 3-Pt FG %: | 1st Half: | 0- 0 | .000 | 2nd Half: | 0- 1 | .000 | Game: .000 |
| FT % : | 1st Half: | 6- 8 | .750 | 2nd Half: | 9-11 | .818 | Game: .789 |

| | 1st | 2nd | OT | OT | Tot |
|---|---|---|---|---|---|
| FHS | 28 | 20 | | | 48 |
| LA | 30 | 21 | | | 51 |

OFFICIALS: Bill Compton, David Mason, Michael Prude
Technical Fouls: none
Attendance: TBA
Comments: 1997 TSSAA Boys State Tournament -- Class AA Quarterfinal

FHS 13 15 5 15
LA 12 18 12 9

OFFICIAL NCAA BASKETBALL BOX SCORE - FIRST HALF

Fulton High School

Date: March 13, 1997

| FHS (VISITORS) | | | Total FG | Total AT | 3-Pts FG | 3-Pts AT | FT | AT | Rebounds OF | DF | To | PF | TP | A | TO | BK | ST | MN |
|---|---|---|---|---|---|---|---|---|---|---|---|---|---|---|---|---|---|---|
| 20 | Turner, Juan | f | 1 | 4 | 0 | 1 | 0 | 0 | 2 | 2 | 4 | 1 | 2 | 1 | 3 | 0 | 0 | 16 |
| 22 | Dobson, Carlos | f | 2 | 3 | 0 | 0 | 0 | 0 | 1 | 0 | 1 | 3 | 4 | 0 | 0 | 0 | 0 | 12 |
| 42 | Smith, Fred | c | 2 | 3 | 0 | 0 | 0 | 0 | 0 | 0 | 0 | 0 | 4 | 0 | 0 | 0 | 0 | 10 |
| 14 | Wood, Ricky | g | 2 | 7 | 0 | 3 | 0 | 0 | 1 | 0 | 1 | 2 | 4 | 4 | 0 | 0 | 0 | 16 |
| 30 | Longmire, Jason | g | 5 | 5 | 4 | 4 | 0 | 0 | 0 | 1 | 1 | 1 | 14 | 1 | 0 | 0 | 0 | 16 |
| 34 | Green, Chris | | 0 | 0 | 0 | 0 | 0 | 0 | 0 | 1 | 1 | 0 | 0 | 0 | 0 | 0 | 0 | 4 |
| 24 | Cooper, Brandon | | 0 | 0 | 0 | 0 | 0 | 0 | 0 | 1 | 1 | 0 | 0 | 0 | 0 | 0 | 0 | 4 |
| 50 | Davis, Alec | | 0 | 0 | 0 | 0 | 0 | 0 | 0 | 0 | 0 | 2 | 0 | 0 | 1 | 0 | 0 | 2 |
| 10 | Griffin, Santana | | 0 | 0 | 0 | 0 | 0 | 0 | 0 | 0 | 0 | 0 | 0 | 0 | 0 | 0 | 0 | -- |
| 32 | Stout, Adam | | 0 | 0 | 0 | 0 | 0 | 0 | 0 | 0 | 0 | 0 | 0 | 0 | 0 | 0 | 0 | -- |
| 40 | Carter, D.J. | | 0 | 0 | 0 | 0 | 0 | 0 | 0 | 0 | 0 | 0 | 0 | 0 | 0 | 0 | 0 | -- |
| 44 | Zimmerman, Joel | | 0 | 0 | 0 | 0 | 0 | 0 | 0 | 0 | 0 | 0 | 0 | 0 | 0 | 0 | 0 | -- |
| | Team Totals | | | | | | | | 0 | 0 | 0 | | | | 0 | | | |
| | TOTALS | | 12 | 22 | 4 | 8 | 0 | 0 | 4 | 5 | 9 | 9 | 28 | 6 | 4 | 0 | 0 | 80 |

Deadball Rebounds: 0, 0: 0

Tot FG %: 1st Half: 12-22 .545
3-Pt FG %: 1st Half: 4- 8 .500
FT % : 1st Half: 0- 0 .000

Livingston Academy

| LA (HOME) | | | Total FG | Total AT | 3-Pts FG | 3-Pts AT | FT | AT | Rebounds OF | DF | To | PF | TP | A | TO | BK | ST | MN |
|---|---|---|---|---|---|---|---|---|---|---|---|---|---|---|---|---|---|---|
| 21 | Miller, Jimmy | f | 6 | 10 | 0 | 0 | 2 | 2 | 0 | 0 | 0 | 1 | 14 | 2 | 2 | 0 | 2 | 16 |
| 22 | Swallows, Grant | f | 2 | 2 | 0 | 0 | 0 | 0 | 1 | 1 | 2 | 0 | 4 | 0 | 0 | 0 | 0 | 16 |
| 42 | Poston, Elliot | c | 3 | 5 | 0 | 0 | 3 | 4 | 1 | 2 | 3 | 0 | 9 | 0 | 0 | 2 | 0 | 16 |
| 5 | Johnson, Brandon | g | 0 | 0 | 0 | 0 | 0 | 0 | 0 | 1 | 1 | 0 | 0 | 5 | 0 | 0 | 1 | 16 |
| 14 | Harris, Derek | g | 1 | 2 | 0 | 0 | 1 | 2 | 2 | 1 | 3 | 0 | 3 | 0 | 1 | 0 | 0 | 15 |
| 30 | Copeland, Mitch | | 0 | 0 | 0 | 0 | 0 | 0 | 0 | 0 | 0 | 0 | 0 | 0 | 0 | 0 | 0 | 1 |
| 13 | Mitchell, William | | 0 | 0 | 0 | 0 | 0 | 0 | 0 | 0 | 0 | 0 | 0 | 0 | 0 | 0 | 0 | -- |
| 15 | Aldridge, Bryan | | 0 | 0 | 0 | 0 | 0 | 0 | 0 | 0 | 0 | 0 | 0 | 0 | 0 | 0 | 0 | -- |
| 23 | Richardson, Chad | | 0 | 0 | 0 | 0 | 0 | 0 | 0 | 0 | 0 | 0 | 0 | 0 | 0 | 0 | 0 | -- |
| 32 | Robbins, Brandon | | 0 | 0 | 0 | 0 | 0 | 0 | 0 | 0 | 0 | 0 | 0 | 0 | 0 | 0 | 0 | -- |
| 40 | Billings, John | | 0 | 0 | 0 | 0 | 0 | 0 | 0 | 0 | 0 | 0 | 0 | 0 | 0 | 0 | 0 | -- |
| 44 | Berta, Robbie | | 0 | 0 | 0 | 0 | 0 | 0 | 0 | 0 | 0 | 0 | 0 | 0 | 0 | 0 | 0 | -- |
| 45 | Dailey, Brian | | 0 | 0 | 0 | 0 | 0 | 0 | 0 | 0 | 0 | 0 | 0 | 0 | 0 | 0 | 0 | -- |
| | Team Totals | | | | | | | | 0 | 0 | 0 | | | | 0 | | | |
| | TOTALS | | 12 | 19 | 0 | 0 | 6 | 8 | 4 | 5 | 9 | 1 | 30 | 7 | 3 | 2 | 3 | 80 |

Deadball Rebounds: 0, 1: 1

Tot FG %: 1st Half: 12-19 .632
3-Pt FG %: 1st Half: 0- 0 .000
FT % : 1st Half: 6- 8 .750

| | 1st | 2nd | OT | OT | Tot |
|---|---|---|---|---|---|
| FHS | 28 | | | | 28 |
| LA | 30 | | | | 30 |

OFFICIALS: Bill Compton, David Mason, Michael Prude
Technical Fouls:
Attendance: TBA
Comments: 1997 TSSAA Boys State Tournament -- Class AA Quarterfinal

FHS 13 15
LA 12 18

OFFICIAL NCAA BASKETBALL BOX SCORE — Site: Murfreesboro, Tenn.

Melrose HIgh School (32-6) — Date: March 14, 1997

| MHS (VISITORS) | | | Total FG | Total AT | 3-Pts FG | 3-Pts AT | FT | AT | Rebounds OF | DF | To | PF | TP | A | TO | BK | ST | MN |
|---|---|---|---|---|---|---|---|---|---|---|---|---|---|---|---|---|---|---|
| 34 | Rodgers, Wade | f | 1 | 1 | 0 | 0 | 1 | 2 | 0 | 0 | 0 | 0 | 3 | 3 | 0 | 0 | 2 | 9 |
| 40 | Graham, Dracus | f | 2 | 5 | 0 | 0 | 1 | 2 | 2 | 1 | 3 | 3 | 5 | 0 | 0 | 0 | 1 | 13 |
| 54 | Smith, Daniel | c | 5 | 8 | 0 | 0 | 5 | 7 | 7 | 6 | 13 | 2 | 15 | 0 | 2 | 0 | 3 | 32 |
| 20 | Brooks, Jeremiah | g | 12 | 25 | 8 | 16 | 2 | 2 | 0 | 2 | 2 | 3 | 34 | 0 | 1 | 0 | 2 | 32 |
| 32 | Kimble, Kenny | g | 2 | 7 | 0 | 3 | 0 | 0 | 0 | 2 | 2 | 1 | 4 | 5 | 1 | 1 | 1 | 31 |
| 10 | Sims, Charles | | 0 | 0 | 0 | 0 | 0 | 0 | 0 | 0 | 0 | 0 | 0 | 0 | 0 | 0 | 0 | 7 |
| 44 | Wilson, Cedric | | 0 | 2 | 0 | 2 | 1 | 4 | 1 | 1 | 2 | 4 | 1 | 2 | 1 | 0 | 2 | 18 |
| 50 | Paine, David | | 0 | 0 | 0 | 0 | 0 | 0 | 0 | 0 | 0 | 0 | 0 | 0 | 1 | 0 | 0 | 9 |
| 24 | Stewart, David | | 0 | 1 | 0 | 0 | 5 | 6 | 0 | 1 | 1 | 1 | 5 | 0 | 0 | 0 | 0 | 8 |
| 30 | Ester, Andre | | 0 | 0 | 0 | 0 | 0 | 0 | 0 | 0 | 0 | 0 | 0 | 1 | 0 | 0 | 0 | 1 |
| 12 | Moore, Raymon | | -- | -- | -- | -- | -- | -- | -- | -- | -- | -- | -- | -- | -- | -- | -- | DNP |
| 14 | Moore, Mario | | -- | -- | -- | -- | -- | -- | -- | -- | -- | -- | -- | -- | -- | -- | -- | DNP |
| 22 | Patterson, Rickey | | -- | -- | -- | -- | -- | -- | -- | -- | -- | -- | -- | -- | -- | -- | -- | DNP |
| 42 | Turner, Bryant | | -- | -- | -- | -- | -- | -- | -- | -- | -- | -- | -- | -- | -- | -- | -- | DNP |
| 52 | McCarroll, Nick | | -- | -- | -- | -- | -- | -- | -- | -- | -- | -- | -- | -- | -- | -- | -- | DNP |
| | Team Totals | | | | | | | | 0 | 0 | 0 | | | | 0 | | | |
| | TOTALS | | 22 | 49 | 8 | 21 | 15 | 23 | 10 | 13 | 23 | 14 | 67 | 11 | 7 | 1 | 11 | 160 |

Deadball Rebounds: 3, 0: 3

| | | | | | | |
|---|---|---|---|---|---|---|
| Tot FG %: | 1st Half: | 10-25 | .400 | 2nd Half: 12-24 | .500 | Game: .449 |
| 3-Pt FG %: | 1st Half: | 3- 8 | .375 | 2nd Half: 5-13 | .385 | Game: .381 |
| FT % : | 1st Half: | 1- 4 | .250 | 2nd Half: 14-19 | .737 | Game: .652 |

Livingston Academy High School (27-8)

| LA (HOME) | | | Total FG | Total AT | 3-Pts FG | 3-Pts AT | FT | AT | Rebounds OF | DF | To | PF | TP | A | TO | BK | ST | MN |
|---|---|---|---|---|---|---|---|---|---|---|---|---|---|---|---|---|---|---|
| 21 | Miller, Jimmy | f | 14 | 19 | 1 | 1 | 1 | 1 | 2 | 7 | 9 | 5 | 30 | 1 | 2 | 2 | 0 | 31 |
| 22 | Swallows, Grant | f | 2 | 5 | 2 | 5 | 0 | 0 | 0 | 3 | 3 | 1 | 6 | 6 | 2 | 0 | 0 | 32- |
| 42 | Poston, Elliot | c | 7 | 11 | 0 | 0 | 4 | 5 | 1 | 6 | 7 | 5 | 18 | 1 | 1 | 1 | 2 | 31 |
| 5 | Johnson, Brandon | g | 0 | 3 | 0 | 1 | 2 | 3 | 1 | 1 | 2 | 3 | 2 | 6 | 2 | 0 | 0 | 32 |
| 14 | Harris, Derek | g | 1 | 1 | 0 | 0 | 0 | 0 | 0 | 0 | 0 | 5 | 2 | 2 | 6 | 0 | 0 | 22 |
| 30 | Copeland, Mitch | | 1 | 1 | 0 | 0 | 0 | 0 | 1 | 1 | 2 | 0 | 2 | 1 | 1 | 0 | 0 | 10 |
| 15 | Aldridge, Bryan | | 0 | 1 | 0 | 0 | 0 | 0 | 0 | 0 | 0 | 0 | 0 | 0 | 0 | 0 | 0 | 1 |
| 32 | Robbins, Brandon | | 0 | 1 | 0 | 1 | 0 | 0 | 0 | 0 | 0 | 0 | 0 | 0 | 0 | 0 | 0 | 1 |
| 40 | Billings, John | | 1 | 1 | 0 | 0 | 0 | 0 | 1 | 0 | 1 | 0 | 2 | 0 | 0 | 0 | 0 | 0+ |
| 13 | Mitchell, William | | -- | -- | -- | -- | -- | -- | -- | -- | -- | -- | -- | -- | -- | -- | -- | DNP |
| 23 | Richardson, Chad | | -- | -- | -- | -- | -- | -- | -- | -- | -- | -- | -- | -- | -- | -- | -- | DNP |
| 44 | Berta, Robbie | | -- | -- | -- | -- | -- | -- | -- | -- | -- | -- | -- | -- | -- | -- | -- | DNP |
| 45 | Dailey, Brian | | -- | -- | -- | -- | -- | -- | -- | -- | -- | -- | -- | -- | -- | -- | -- | DNP |
| | Team Totals | | | | | | | | 0 | 3 | 3 | | | | 1 | | | |
| | TOTALS | | 26 | 43 | 3 | 8 | 7 | 9 | 6 | 21 | 27 | 19 | 62 | 17 | 15 | 3 | 2 | 160 |

Deadball Rebounds: 0, 1: 1

| | | | | | | |
|---|---|---|---|---|---|---|
| Tot FG %: | 1st Half: | 12-18 | .667 | 2nd Half: 14-25 | .560 | Game: .605 |
| 3-Pt FG %: | 1st Half: | 1- 3 | .333 | 2nd Half: 2- 5 | .400 | Game: .375 |
| FT % : | 1st Half: | 2- 4 | .500 | 2nd Half: 5- 5 | 1.000 | Game: .778 |

| | 1st | 2nd | OT | OT | Tot |
|---|---|---|---|---|---|
| MHS | 24 | 43 | | | 67 |
| LA | 27 | 35 | | | 62 |

OFFICIALS: Jim Fox, Bill Compton, Darryl Martin

Technical Fouls: none

Attendance: TBA

Comments: 1997 TSSAA Boys State Tournament -- Class AA Semifinal

MHS 14 10 18 25

LA 17 10 16 19

OFFICIAL NCAA BASKETBALL BOX SCORE - FIRST HALF

Melrose HIgh School

Date: March 14, 1997

| | MHS (VISITORS) | | Total FG | Total AT | 3-Pts FG | 3-Pts AT | FT | AT | Rebounds OF | DF | To | PF | TP | A | TO | BK | ST | MN |
|---|---|---|---|---|---|---|---|---|---|---|---|---|---|---|---|---|---|---|
| 34 | Rodgers, Wade | f | 0 | 0 | 0 | 0 | 0 | 0 | 0 | 0 | 0 | 0 | 0 | 2 | 0 | 0 | 1 | 5 |
| 40 | Graham, Dracus | f | 2 | 4 | 0 | 0 | 1 | 2 | 1 | 1 | 2 | 3 | 5 | 0 | 0 | 0 | 0 | 9 |
| 54 | Smith, Daniel | c | 3 | 6 | 0 | 0 | 0 | 0 | 3 | 4 | 7 | 0 | 6 | 0 | 1 | 0 | 2 | 16 |
| 20 | Brooks, Jeremiah | g | 5 | 12 | 3 | 7 | 0 | 0 | 0 | 2 | 2 | 2 | 13 | 0 | 1 | 0 | 1 | 16 |
| 32 | Kimble, Kenny | g | 0 | 2 | 0 | 1 | 0 | 0 | 0 | 0 | 0 | 1 | 0 | 3 | 1 | 0 | 1 | 16 |
| 10 | Sims, Charles | | 0 | 0 | 0 | 0 | 0 | 0 | 0 | 0 | 0 | 0 | 0 | 0 | 0 | 0 | 0 | 4 |
| 44 | Wilson, Cedric | | 0 | 0 | 0 | 0 | 0 | 2 | 1 | 0 | 1 | 0 | 0 | 0 | 1 | 0 | 0 | 6 |
| 50 | Paine, David | | 0 | 0 | 0 | 0 | 0 | 0 | 0 | 0 | 0 | 0 | 0 | 0 | 0 | 0 | 0 | 3 |
| 24 | Stewart, David | | 0 | 1 | 0 | 0 | 0 | 0 | 0 | 0 | 0 | 1 | 0 | 0 | 0 | 0 | 0 | 5 |
| 12 | Moore, Raymon | | 0 | 0 | 0 | 0 | 0 | 0 | 0 | 0 | 0 | 0 | 0 | 0 | 0 | 0 | 0 | -- |
| 14 | Moore, Mario | | 0 | 0 | 0 | 0 | 0 | 0 | 0 | 0 | 0 | 0 | 0 | 0 | 0 | 0 | 0 | -- |
| 22 | Patterson, Rickey | | 0 | 0 | 0 | 0 | 0 | 0 | 0 | 0 | 0 | 0 | 0 | 0 | 0 | 0 | 0 | -- |
| 30 | Ester, Andre | | 0 | 0 | 0 | 0 | 0 | 0 | 0 | 0 | 0 | 0 | 0 | 0 | 0 | 0 | 0 | -- |
| 42 | Turner, Bryant | | 0 | 0 | 0 | 0 | 0 | 0 | 0 | 0 | 0 | 0 | 0 | 0 | 1 | 0 | 0 | -- |
| 52 | McCarroll, Nick | | 0 | 0 | 0 | 0 | 0 | 0 | 0 | 0 | 0 | 0 | 0 | 0 | 0 | 0 | 0 | -- |
| | Team Totals | | | | | | | | 0 | 0 | 0 | | | | 0 | | | |
| | TOTALS | | 10 | 25 | 3 | 8 | 1 | 4 | 5 | 7 | 12 | 7 | 24 | 5 | 5 | 0 | 5 | 80 |

Deadball Rebounds: 1, 0: 1

Tot FG %: 1st Half: 10-25 .400
3-Pt FG %: 1st Half: 3- 8 .375
FT % : 1st Half: 1- 4 .250

Livingston Academy High School

| | LA (HOME) | | Total FG | Total AT | 3-Pts FG | 3-Pts AT | FT | AT | Rebounds OF | DF | To | PF | TP | A | TO | BK | ST | MN |
|---|---|---|---|---|---|---|---|---|---|---|---|---|---|---|---|---|---|---|
| 21 | Miller, Jimmy | f | 8 | 10 | 0 | 0 | 0 | 0 | 1 | 4 | 5 | 0 | 16 | 0 | 0 | 2 | 0 | 16 |
| 22 | Swallows, Grant | f | 1 | 3 | 1 | 3 | 0 | 0 | 0 | 1 | 1 | 0 | 3 | 4 | 1 | 0 | 0 | 16 |
| 42 | Poston, Elliot | c | 3 | 4 | 0 | 0 | 2 | 3 | 0 | 3 | 3 | 1 | 8 | 1 | 0 | 1 | 2 | 16 |
| 5 | Johnson, Brandon | g | 0 | 1 | 0 | 0 | 0 | 1 | 0 | 1 | 1 | 0 | 0 | 3 | 0 | 0 | 0 | 16 |
| 14 | Harris, Derek | g | 0 | 0 | 0 | 0 | 0 | 0 | 0 | 0 | 0 | 3 | 0 | 2 | 5 | 0 | 0 | 16 |
| 13 | Mitchell, William | | 0 | 0 | 0 | 0 | 0 | 0 | 0 | 0 | 0 | 0 | 0 | 0 | 0 | 0 | 0 | -- |
| 15 | Aldridge, Bryan | | 0 | 0 | 0 | 0 | 0 | 0 | 0 | 0 | 0 | 0 | 0 | 0 | 0 | 0 | 0 | -- |
| 23 | Richardson, Chad | | 0 | 0 | 0 | 0 | 0 | 0 | 0 | 0 | 0 | 0 | 0 | 0 | 0 | 0 | 0 | -- |
| 30 | Copeland, Mitch | | 0 | 0 | 0 | 0 | 0 | 0 | 0 | 0 | 0 | 0 | 0 | 0 | 0 | 0 | 0 | -- |
| 32 | Robbins, Brandon | | 0 | 0 | 0 | 0 | 0 | 0 | 0 | 0 | 0 | 0 | 0 | 0 | 0 | 0 | 0 | -- |
| 40 | Billings, John | | 0 | 0 | 0 | 0 | 0 | 0 | 0 | 0 | 0 | 0 | 0 | 0 | 0 | 0 | 0 | -- |
| 44 | Berta, Robbie | | 0 | 0 | 0 | 0 | 0 | 0 | 0 | 0 | 0 | 0 | 0 | 0 | 0 | 0 | 0 | -- |
| 45 | Dailey, Brian | | 0 | 0 | 0 | 0 | 0 | 0 | 0 | 0 | 0 | 0 | 0 | 0 | 0 | 0 | 0 | -- |
| | Team Totals | | | | | | | | 0 | 2 | 2 | | | | 0 | | | |
| | TOTALS | | 12 | 18 | 1 | 3 | 2 | 4 | 1 | 11 | 12 | 4 | 27 | 10 | 6 | 3 | 2 | 80 |

Deadball Rebounds: 0, 1: 1

Tot FG %: 1st Half: 12-18 .667
3-Pt FG %: 1st Half: 1- 3 .333
FT % : 1st Half: 2- 4 .500

MHS 14 10
LA 17 10

| | 1st | 2nd | OT | OT | Tot |
|---|---|---|---|---|---|
| MHS | 24 | | | | 24 |
| LA | 27 | | | | 27 |

OFFICIALS: Jim Fox, Bill Compton, Darryl Martin
Technical Fouls:
Attendance: TBA
Comments: 1997 TSSAA Boys State Tournament -- Class AA Semifinal

# 1992 Class AA State Boys' Basketball Tournament

## March 18 - March 21, 1992 · Murphy Center - MTSU - Murfreesboro, TN

**Game 1**
Wed. Mar. 18 7:00 PM

| | |
|---|---|
| Alcoa (27-4) | 68 |
| Livingston Academy (32-1) | 56 |

**Game 2**
Wed. Mar. 18 8:45 PM

| | |
|---|---|
| Hampton (30-2) | 67 |
| Houston Co. (28-4) | 64 |

**Game 3**
Thu. Mar. 19 11:00 AM

| | |
|---|---|
| Union City (30-4) | 59 |
| Page (28-3) | 52 |

**Game 4**
Thu. Mar. 19 12:45 PM

| | |
|---|---|
| Kingsbury (28-6) | 72 |
| Howard (29-4) | 52 |

**Game 5**
Fri. Mar. 20 2:30 PM

| | |
|---|---|
| Alcoa | 69 |
| Hampton | 57 |

**Game 6**
Fri. Mar. 20 5:15 PM

| | |
|---|---|
| Union City | 58 |
| Kingsbury | 51 |

**Game 7**
Sat. Mar. 21 6:00 PM

| | |
|---|---|
| Alcoa | 54 |
| Union City | 57 |

**Union City**
STATE CHAMPION

BOYS AA

OFFICIAL NCAA BASKETBALL BOX SCORE 03-18-92 Murfreesboro TN
Licensed To: Middle Tennessee FINAL BOX

VISITORS: ALCOA 28-4

| NO | PLAYER | FG | FGA | 3P | 3PA | FT | FTA | OR | DR | TOT | PF | PTS | A | TO | BLK | S | MIN |
|---|---|---|---|---|---|---|---|---|---|---|---|---|---|---|---|---|---|
| 10 | Micah Marsh | 5 | 9 | 1 | 3 | 6 | 6 | 1 | 3 | 4 | 1 | 17 | 1 | 3 | 0 | 0 | 30 |
| 20 | Bryan Bledsoe | 2 | 4 | 0 | 1 | 3 | 6 | 2 | 2 | 4 | 4 | 7 | 2 | 2 | 0 | 0 | 19 |
| 32 | Al Davis | 7 | 12 | 0 | 1 | 4 | 8 | 0 | 1 | 1 | 1 | 18 | 4 | 2 | 0 | 1 | 29 |
| 34 | Tyris Gilmore | 9 | 14 | 0 | 0 | 1 | 1 | 2 | 8 | 10 | 2 | 19 | 0 | 0 | 0 | 1 | 29 |
| 50 | Bryan Davis | 0 | 0 | 0 | 0 | 0 | 1 | 1 | 3 | 4 | 4 | 0 | 0 | 0 | 1 | 2 | 19 |
| 44 | Brian Beaty | 0 | 0 | 0 | 0 | 0 | 0 | 0 | 0 | 0 | 0 | 0 | 1 | 0 | 0 | 0 | 2 |
| 14 | Ron Ferguson | 1 | 6 | 0 | 1 | 0 | 0 | 1 | 3 | 4 | 0 | 2 | 1 | 1 | 0 | 1 | 17 |
| 12 | Chris Gilmore | 0 | 0 | 0 | 0 | 0 | 0 | 0 | 0 | 0 | 0 | 0 | 0 | 0 | 0 | 0 | 1 |
| 42 | Jay Cameron | DNP- CC | | | | | | | | | | | | | | | |
| 40 | Marshawn Asbury | DNP- CC | | | | | | | | | | | | | | | |
| 30 | Nathan McCullom | DNP- CC | | | | | | | | | | | | | | | |
| 24 | Eddie McDowell | DNP- CC | | | | | | | | | | | | | | | |
| 52 | Jay VanHook | 1 | 1 | 0 | 0 | 3 | 4 | 1 | 3 | 4 | 1 | 5 | 0 | 2 | 0 | 0 | 14 |
| | TEAM | | | | | | | 0 | 1 | 1 | | | | 0 | | | |
| | TOTALS | 25 | 46 | 1 | 6 | 17 | 26 | 8 | 24 | 32 | 13 | 68 | 9 | 10 | 1 | 5 | 160 |

| | | | | | | | | |
|---|---|---|---|---|---|---|---|---|
| TOTAL FG % | 1st Half 57.7 | 2nd Half 50.0 | OT | Game 54.3 | DEADBALL | | | |
| 3 PT FG % | 1st Half 33.3 | 2nd Half 0.0 | OT | Game 16.7 | REBOUNDS | 2 | | |
| FT % | 1st Half 75.0 | 2nd Half 61.1 | OT | Game 65.4 | | | | |

HOME: LIVINGSTON 32-2

| NO | PLAYER | FG | FGA | 3P | 3PA | FT | FTA | OR | DR | TOT | PF | PTS | A | TO | BLK | S | MIN |
|---|---|---|---|---|---|---|---|---|---|---|---|---|---|---|---|---|---|
| 23 | Kent Webb | 8 | 14 | 0 | 0 | 0 | 1 | 0 | 3 | 3 | 5 | 16 | 3 | 2 | 0 | 0 | 30 |
| 03 | Richard Melton | 9 | 16 | 0 | 1 | 5 | 6 | 4 | 9 | 13 | 3 | 23 | 2 | 1 | 1 | 1 | 31 |
| 20 | Matt Swallows | 2 | 10 | 1 | 5 | 0 | 0 | 4 | 2 | 6 | 4 | 5 | 3 | 2 | 0 | 2 | 32 |
| 21 | Adam Jenkins | 3 | 10 | 0 | 1 | 0 | 0 | 3 | 3 | 6 | 5 | 6 | 2 | 2 | 0 | 3 | 31 |
| 14 | Kenny Ray | 1 | 2 | 1 | 2 | 0 | 0 | 0 | 3 | 3 | 2 | 3 | 3 | 2 | 1 | 1 | 17 |
| 33 | Clark Mitchell | DNP- CC | | | | | | | | | | | | | | | |
| 24 | Greg Ray | DNP- CC | | | | | | | | | | | | | | | |
| 25 | Jeff Hammock | 0 | 0 | 0 | 0 | 0 | 0 | 0 | 0 | 0 | 0 | 0 | 0 | 1 | 0 | 0 | 3 |
| 15 | Jerry Livingston | DNP- CC | | | | | | | | | | | | | | | |
| 22 | Adam Swallows | 1 | 7 | 1 | 7 | 0 | 0 | 1 | 0 | 1 | 3 | 3 | 1 | 0 | 0 | 0 | 15 |
| 11 | Jamie Cravens | DNP- CC | | | | | | | | | | | | | | | |
| 10 | Barry Webb | 0 | 0 | 0 | 0 | 0 | 0 | 0 | 0 | 0 | 0 | 0 | 0 | 0 | 0 | 0 | 1 |
| | TEAM | | | | | | | 0 | 0 | 0 | | | | 1 | | | |
| | TOTALS | 24 | 59 | 3 | 16 | 5 | 7 | 12 | 20 | 32 | 22 | 56 | 14 | 11 | 2 | 7 | 160 |

| | | | | | | | | |
|---|---|---|---|---|---|---|---|---|
| TOTAL FG % | 1st Half 35.7 | 2nd Half 45.2 | OT | Game 40.7 | DEADBALL | | | |
| 3 PT FG % | 1st Half 16.7 | 2nd Half 20.0 | OT | Game 18.8 | REBOUNDS | 1 | | |
| FT % | 1st Half 75.0 | 2nd Half 66.7 | OT | Game 71.4 | | | | |

Technical Fouls: 0
Attendance:

OFFICIALS
#3- Glenn Norwood
#0- Jim Jackson
#0- Thomas Long

| SCORE BY PERIODS | 1 | 2 | 3 | 4 | OT | FINAL |
|---|---|---|---|---|---|---|
| ALCOA | 22 | 15 | 13 | 18 | | 68 |
| LIVINGSTON | 10 | 14 | 23 | 9 | | 56 |

TECHNICAL FOULS:

INDIVIDUAL:
ALCOA: NONE
LIVINGSTON: NONE

This report has been produced by STATMAN II (tm) 3.00.FWC
Copyright (c) 1991 NBA Properties, Inc. All Rights Reserved.

OFFICIAL NCAA BASKETBALL BOX SCORE 03-18-92 Murfreesboro TN
Licensed To: Middle Tennessee FIRST HALF

VISITORS: ALCOA

| NO | PLAYER | FG | FGA | 3P | 3PA | FT | FTA | OR | DR | TOT | PF | PTS | A | TO | BLK | S | MIN |
|---|---|---|---|---|---|---|---|---|---|---|---|---|---|---|---|---|---|
| 10 | Micah Marsh | 3 | 6 | 1 | 3 | 1 | 1 | 0 | 1 | 1 | 1 | 8 | 1 | 0 | 0 | 0 | 15 |
| 20 | Bryan Bledsoe | 1 | 2 | 0 | 0 | 0 | 2 | 1 | 0 | 1 | 2 | 2 | 1 | 1 | 0 | 0 | 8 |
| 32 | Al Davis | 4 | 5 | 0 | 0 | 2 | 2 | 0 | 1 | 1 | 0 | 10 | 1 | 1 | 0 | 0 | 14 |
| 34 | Tyris Gilmore | 5 | 8 | 0 | 0 | 1 | 1 | 2 | 3 | 5 | 1 | 11 | 0 | 0 | 0 | 0 | 14 |
| 50 | Bryan Davis | 0 | 0 | 0 | 0 | 0 | 0 | 0 | 1 | 1 | 2 | 0 | 0 | 0 | 1 | 0 | 6 |
| 44 | Brian Beaty | 0 | 0 | 0 | 0 | 0 | 0 | 0 | 0 | 0 | 0 | 0 | 1 | 0 | 0 | 0 | 2 |
| 14 | Ron Ferguson | 1 | 4 | 0 | 0 | 0 | 0 | 1 | 3 | 4 | 0 | 2 | 1 | 0 | 0 | 1 | 10 |
| 12 | Chris Gilmore | 0 | 0 | 0 | 0 | 0 | 0 | 0 | 0 | 0 | 0 | 0 | 0 | 0 | 0 | 0 | 1 |
| 42 | Jay Cameron | DNP- | | | | | | | | | | | | | | | |
| 40 | Marshawn Asbury | DNP- | | | | | | | | | | | | | | | |
| 30 | Nathan McCullom | DNP- | | | | | | | | | | | | | | | |
| 24 | Eddie McDowell | DNP- | | | | | | | | | | | | | | | |
| 52 | Jay VanHook | 1 | 1 | 0 | 0 | 2 | 2 | 1 | 2 | 3 | 1 | 4 | 0 | 1 | 0 | 0 | 10 |
| | TEAM | | | | | | | 0 | 0 | 0 | | | | 0 | | | |
| | TOTALS | 15 | 26 | 1 | 3 | 6 | 8 | 5 | 11 | 16 | 7 | 37 | 5 | 3 | 1 | 1 | 80 |

| | | | | | | | |
|---|---|---|---|---|---|---|---|
| TOTAL FG % | 1st Half 57.7 | 2nd Half | OT | Game 57.7 | DEADBALL | | |
| 3 PT FG % | 1st Half 33.3 | 2nd Half | OT | Game 33.3 | REBOUNDS | 1 | |
| FT % | 1st Half 75.0 | 2nd Half | OT | Game 75.0 | | | |

HOME: LIVINGSTON

| NO | PLAYER | FG | FGA | 3P | 3PA | FT | FTA | OR | DR | TOT | PF | PTS | A | TO | BLK | S | MIN |
|---|---|---|---|---|---|---|---|---|---|---|---|---|---|---|---|---|---|
| 23 | Kent Webb | 5 | 9 | 0 | 0 | 0 | 1 | 0 | 1 | 1 | 2 | 10 | 1 | 2 | 0 | 0 | 16 |
| 03 | Richard Melton | 3 | 7 | 0 | 0 | 3 | 3 | 3 | 4 | 7 | 1 | 9 | 2 | 0 | 1 | 1 | 15 |
| 20 | Matt Swallows | 1 | 4 | 1 | 3 | 0 | 0 | 3 | 0 | 3 | 1 | 3 | 0 | 2 | 0 | 0 | 16 |
| 21 | Adam Jenkins | 1 | 5 | 0 | 0 | 0 | 0 | 1 | 1 | 2 | 1 | 2 | 2 | 1 | 0 | 0 | 16 |
| 14 | Kenny Ray | 0 | 0 | 0 | 0 | 0 | 0 | 0 | 1 | 1 | 1 | 0 | 1 | 0 | 0 | 0 | 5 |
| 33 | Clark Mitchell | DNP- | | | | | | | | | | | | | | | |
| 24 | Greg Ray | DNP- | | | | | | | | | | | | | | | |
| 25 | Jeff Hammock | 0 | 0 | 0 | 0 | 0 | 0 | 0 | 0 | 0 | 0 | 0 | 0 | 1 | 0 | 0 | 3 |
| 15 | Jerry Livingston | DNP- | | | | | | | | | | | | | | | |
| 22 | Adam Swallows | 0 | 3 | 0 | 3 | 0 | 0 | 1 | 0 | 1 | 1 | 0 | 1 | 0 | 0 | 0 | 9 |
| 11 | Jamie Cravens | DNP- | | | | | | | | | | | | | | | |
| 10 | Barry Webb | DNP- | | | | | | | | | | | | | | | |
| | TEAM | | | | | | | 0 | 0 | 0 | | | | 0 | | | |
| | TOTALS | 10 | 28 | 1 | 6 | 3 | 4 | 8 | 7 | 15 | 7 | 24 | 7 | 6 | 1 | 1 | 80 |

| | | | | | | | |
|---|---|---|---|---|---|---|---|
| TOTAL FG % | 1st Half 35.7 | 2nd Half | OT | Game 35.7 | DEADBALL | | |
| 3 PT FG % | 1st Half 16.7 | 2nd Half | OT | Game 16.7 | REBOUNDS | 0 | |
| FT % | 1st Half 75.0 | 2nd Half | OT | Game 75.0 | | | |

Technical Fouls: 0
Attendance:

OFFICIALS
#3- Glenn Norwood
#0- Jim Jackson
#0- Thomas Long

| SCORE BY PERIODS | 1 | 2 | 3 | 4 | OT | FINAL |
|---|---|---|---|---|---|---|
| ALCOA | 22 | 15 | | | | 37 |
| LIVINGSTON | 10 | 14 | | | | 24 |

TECHNICAL FOULS:

INDIVIDUAL:
ALCOA: NONE
LIVINGSTON: NONE

This report has been produced by STATMAN II (tm) 3.00.FWC
Copyright (c) 1991 NBA Properties, Inc. All Rights Reserved.

# 1987 Class AA State Boys' Basketball Tournament

## March 17 - March 20, 1987 · Vanderbilt Memorial Gym - Nashville, TN

**Game 1**
Wed. Mar. 18 7:30 PM

| | |
|---|---|
| Mitchell (27-7) | 55 |
| Gibbs (27-2) | 49 |

**Game 2**
Wed. Mar. 18 9:15 PM

| | |
|---|---|
| David Lipscomb (29-2) | 70 |
| Meigs Co. (26-7) | 58 |

**Game 3**
Thu. Mar. 19 11:00 AM

| | |
|---|---|
| Austin-East (25-3) | 69 |
| Covington (24-12) | 42 |

**Game 4**
Thu. Mar. 19 12:45 PM

| | |
|---|---|
| Waverly (26-4) | 74 |
| Livingston Academy (30-1) | 53 |

**Game 5**
Fri. Mar. 20 2:30 PM

| | |
|---|---|
| Mitchell | 60 |
| David Lipscomb | 53 |

**Game 6**
Fri. Mar. 20 5:45 PM

| | |
|---|---|
| Austin-East | 51 |
| Waverly | 45 |

**Game 7**
Sat. Mar. 21 6:00 PM

| | |
|---|---|
| Mitchell | 53 |
| Austin-East | 57 |

**Austin-East**
STATE CHAMPION

8

# OFFICIAL NCAA BASKETBALL BOX SCORE

Date 3-20-87 Site MEMORIAL GYM VANDERBILT UNIVERSITY

VISITORS (Last Name, First)

| No. | WAVERLY CENTRAL (27-4) | | FG | FGA | FT | FTA | REB | PF | TP | MIN | A | TO | BLK | S |
|---|---|---|---|---|---|---|---|---|---|---|---|---|---|---|
| 11 | HATCHER, Keith | f | 1 | 1 | 0 | 0 | 0 | 0 | 2 | | 2 | | | |
| 20 | McWILLIAMS, Andy | f | 1 | 1 | 0 | 0 | 0 | 0 | 2 | | | | | 1 |
| 21 | MONETTE, Mike | c | 2 | 3 | 0 | 3 | 1 | 1 | 4 | | 2 | | | 1 |
| 22 | RAWLINGS, Keith | g | 1 | 2 | 0 | 0 | 0 | 1 | 2 | | 1 | | | |
| 24 | TROTTER, Les | g | 1 | 1 | 0 | 0 | 0 | 0 | 2 | | | | | 1 |
| 30 | DODD, Wayne | | 0 | 0 | 0 | 0 | 0 | 1 | 0 | | | | | |
| 32 | MILHOLLAND, Todd | | 10 | 14 | 7 | 7 | 14 | 3 | 27 | | | | 1 | 2 |
| 33 | BURKE, Ronnie | | 0 | 0 | 2 | 2 | 2 | 0 | 2 | | 1 | | | |
| 40 | RALSTON, Randal | | 3 | 7 | 7 | 8 | 4 | 2 | 13 | | 2 | | | 1 |
| 41 | WALKER, Jason | | 4 | 4 | 2 | 2 | 6 | 1 | 10 | | | | | 2 |
| 44 | TIDWELL, John | | 3 | 7 | 4 | 5 | 3 | 1 | 10 | | 8 | | | 1 |
| 55 | MURPHREE, Randy | | 0 | 0 | 0 | 0 | 0 | 0 | 0 | | | | | |
| | | | | | | | | | | | | | | |
| | | | | | | | | | | | | | | |
| | TEAM REBOUNDS (Included in Totals) | | | | | | 1 | | | | | | | |
| | TOTALS | | 26 | 40 | 22 | 27 | 31 | 10 | 74 | | 16 | 18 | 1 | 9 |

FG %: 1st Half 63.2 2nd Half 66.7 Game 65.0 Deadball Rebounds 1

FT %: 1st Half 100.0 2nd Half 77.3 Game 81.5

HOME

| No. | LIVINGSTON ACADEMY (30-2) | | FG | FGA | FT | FTA | REB | PF | TP | MIN | A | TO | BLK | S |
|---|---|---|---|---|---|---|---|---|---|---|---|---|---|---|
| 10 | WALKER, Robbie | f | 0 | 1 | 0 | 0 | 0 | 0 | 0 | | | | | |
| 12 | DILLON, Chris | f | 0 | 2 | 0 | 0 | 0 | 3 | 0 | | | | | |
| 14 | McCORMICK, Scott | c | 7 | 15 | 0 | 0 | 3 | 3 | 14 | | 5 | | | 3 |
| 20 | HILL, Greg | g | 1 | 1 | 1 | 1 | 0 | 0 | 3 | | | | | |
| 22 | LOGHRY, Steve | g | 2 | 2 | 2 | 3 | 0 | 3 | 6 | | | | | 1 |
| 24 | KING, Charlie | | 8 | 17 | 1 | 3 | 5 | 3 | 17 | | 1 | | | 5 |
| 30 | GOODPASTURE, Jamie | | 0 | 0 | 0 | 0 | 0 | 0 | 0 | | | | | |
| 34 | SMITH, Ricky | | 2 | 4 | 0 | 0 | 2 | 2 | 4 | | 2 | | | 3 |
| 42 | FORD, Tony | | 1 | 2 | 0 | 0 | 2 | 3 | 2 | | 1 | | | |
| 50 | GARRETT, Ted | | 0 | 1 | 0 | 0 | 0 | 1 | 0 | | | | | |
| 52 | MELTON, Michael | | 3 | 5 | 1 | 2 | 3 | 3 | 7 | | 2 | | | 2 |
| 54 | JOHNSON, Chris | | 0 | 0 | 0 | 0 | 0 | 0 | 0 | | | | | |
| | | | | | | | | | | | | | | |
| | | | | | | | | | | | | | | |
| | TEAM REBOUNDS (Included in Totals) | | | | | | 1 | | | | | | | |
| | TOTALS | | 24 | 50 | 5 | 9 | 16 | 21 | 53 | | 11 | 15 | 0 | 14 |

FG %: 1st Half 43.5 2nd Half 51.9 Game 48.0 Deadball Rebounds 1

FT %: 1st Half 100.0 2nd Half 50.0 Game 55.6

OFFICIALS: Roger Helton, Jack Carey

Technical Fouls:

Attendance

Copyright 1984 National Collegiate Athletic Association

| SCORE BY PERIODS | 1st H. | 2nd H. | OT | OT | FINAL |
|---|---|---|---|---|---|
| Waverly | 9-20 | 20-25 | | | 74 |
| Livingston | 11-10 | 13-19 | | | 53 |

# 1984 Class AA State Boys' Basketball Tournament

## March 21 - March 24, 1984 · Vanderbilt Memorial Gym - Nashville, TN

**Game 1**
Wed. Mar. 21 7:30 PM

| | |
|---|---|
| Howard (22-8) | 81 |
| Johnson Co. (30-6) | 41 |

**Game 2**
Wed. Mar. 21 9:00 PM

| | |
|---|---|
| Memphis East (31-5) | 82 |
| Hickman Co. (28-6) | 60 |

**Game 3**
Thu. Mar. 22 12:00 PM

| | |
|---|---|
| Austin-East (29-3) | 67 |
| Greenbrier (26-9) | 46 |

**Game 4**
Thu. Mar. 22 1:30 PM

| | |
|---|---|
| Kirby (30-5) | 74 |
| Livingston Academy (28-5) | 62 |

**Game 5**
Fri. Mar. 23 3:00 PM

| | |
|---|---|
| Howard | 66 |
| Memphis East | 82 |

**Game 6**
Fri. Mar. 23 6:00 PM

| | |
|---|---|
| Austin-East | 57 |
| Kirby | 71 |

**Game 7**
Sat. Mar. 24 6:45 PM

| | |
|---|---|
| Kirby | 80 |
| Memphis East | 64 |

**Kirby**
STATE CHAMPION

8

# OFFICIAL NCAA BASKETBALL BOX SCORE

Date March 29, 1984 Site Memorial Gym, Nashville TN

VISITORS (Last Name, First)

| No. | Kirby (31-5) | | FG | FGA | FT | FTA | REB | PF | TP | A | TO | BLK | S | M |
|---|---|---|---|---|---|---|---|---|---|---|---|---|---|---|
| 11 | Patrick Rogers | f | 0 | 1 | 0 | 0 | 1 | 0 | 0 | | | | | |
| 12 | Danny Frizzell | f | | | | | | | | | | | | |
| 14 | Kevin Sewell | c | 2 | 2 | 1 | 1 | 0 | 1 | 5 | | | | | |
| 15 | Darren Williams | g | 0 | 4 | 0 | 0 | 4 | 0 | 0 | | | | | |
| 20 | Kelvin Washington | g | 0 | 2 | 0 | 0 | 1 | 2 | 0 | | | | | |
| 21 | James Short | | 4 | 7 | 2 | 3 | 9 | 2 | 10 | | | | | |
| 22 | Tommy Mote | | | | | | | | | | | | | |
| 30 | Marco Morello | | 1 | 1 | 0 | 0 | 0 | 0 | 2 | | | | | |
| 35 | Derek Guinn | | 8 | 13 | 1 | 3 | 4 | 4 | 17 | | | | | |
| 40 | Dwight Boyd | | 7 | 14 | 8 | 10 | 12 | 3 | 22 | | | | | |
| 43 | Dwight Beasley | | | | | | | | | | | | | |
| 45 | Bryan Brown | | 9 | 14 | 0 | 0 | 6 | 4 | 18 | | | | | |
| | | | | | | | | | | | | | | |
| | | | | | | | | | | | | | | |
| | TEAM REBOUNDS (Included in Totals) | | | | | | 6 | | | | | | | |
| | TOTALS | | 31 | 58 | 12 | 17 | 43 | 16 | 79 | | 17 | | | |

FG %: 1st Half 48.3 (15-31) 2nd Half 59.2 (16-27) Game 53.4

FT %: 1st Half 66.7 (2-3) 2nd Half 71.4 (10-14) Game 70.5

Deadball Rebounds

HOME

| No. | Livingston (28-6) | | FG | FGA | FT | FTA | REB | PF | TP | A | TO | BLK | S | M |
|---|---|---|---|---|---|---|---|---|---|---|---|---|---|---|
| 10 | Eddie Linder | f | 5 | 9 | 2 | 2 | 1 | 2 | 12 | | | | | |
| 14 | David Conner | f | | | | | | | | | | | | |
| 20 | Charlie Vaughn | c | | | | | | | | | | | | |
| 22 | Mark Hall | g | 6 | 12 | 0 | 3 | 3 | 3 | 12 | | | | | |
| 30 | Richard Beaty | g | | | | | | | | | | | | |
| 34 | Steve Robbins | | 4 | 7 | 0 | 0 | 8 | 4 | 8 | | | | | |
| 40 | Mike Langford | | 4 | 7 | 2 | 2 | 2 | 2 | 10 | | | | | |
| 42 | James Hollers | | 1 | 2 | 0 | 1 | 2 | 0 | 2 | | | | | |
| 43 | Meredith Norris | | | | | | | | | | | | | |
| 44 | Jeff Hummel | | 7 | 17 | 4 | 6 | 1 | 5 | 18 | | | | | |
| 50 | Duel Johnson | | | | | | | | | | | | | |
| 54 | Jay Coleman | | | | | | | | | | | | | |
| | | | | | | | | | | | | | | |
| | | | | | | | | | | | | | | |
| | TEAM REBOUNDS (Included in Totals) | | | | | | 2 | | | | | | | |
| | TOTALS | | 27 | 54 | 8 | 14 | 19 | 16 | 62 | | 8 | | | |

FG %: 1st Half 44.0 (11-25) 2nd Half 55.1 (16-29) Game 50.0

FT %: 1st Half 66.7 (2-3) 2nd Half 54.5 (6-11) Game 57.1

Deadball Rebounds 2

OFFICIALS: Kenny Dyer and Edward Tidwell

Technical Fouls:

Attendance

©by National Collegiate Athletic Association 1978

SCORE BY PERIODS

| | 1st | 2nd | 3rd | 4th | Final |
|---|---|---|---|---|---|
| Kirby | 18 | 14 | 12 | 30 | 79 |
| Livingston | 8 | 16 | 15 | 23 | 62 |

# HALFTIME STATISTICS

| | MEMPHIS KIRBY | | LIVINGSTON ACADEMY | |
|---|---|---|---|---|
| SCORE | 32 | | 24 | |
| FGM-FGA FG% | 15-31 | 48.3% | 11-25 | 44.0% |
| FTM-FTA FT% | 2-3 | 66.7% | 2-3 | 66.7% |
| REBOUNDS | 24 | | 8 | |
| SCORING LEADERS | Brown | 10 | Hummel | 8 |
| | Short | 8 | Robbins | 6 |
| | Guinn | 8 | | |
| REBOUNDING LEADERS | Short | 6 | Robbins | 3 |
| | Boyd | 6 | Hill | 2 |
| | Brown | 4 | | |
| THREE OR MORE FOULS | Guinn | 3 | — | |

# 1982 Class AA State Boys' Basketball Tournament

## March 17 - March 20, 1982 · Murphy Center - MTSU - Murfreesboro, TN

Kirkman (27-8) 57
3 OT
**Game 1**
Wed. Mar. 17 7:30 PM
MUS (25-7) 49

Ripley (28-5) 45
**Game 2**
Wed. Mar. 17 9:00 PM
Gibbs (22-11) 40

Memphis East (25-7) 68
**Game 3**
Thu. Mar. 18 12:00 PM
Hume-Fogg (20-14) 67

Livingston Academy (30-3) 59
**Game 4**
Thu. Mar. 18 1:30 PM
Knoxville Holston (27-3) 50

Kirkman 72
**Game 5**
Fri. Mar. 19 3:00 PM
Ripley 57

Memphis East 65
**Game 6**
Fri. Mar. 19 6:00 PM
Livingston Academy 64

Kirkman 61
**Game 7**
Sat. Mar. 20 7:15 PM
Memphis East 64

**Memphis East**
STATE CHAMPION

OFFICIAL NCAA BASKETBALL BOX SCORE — Site Murfreesboro, TN.

VISITORS (Last Name, First)

| No. | Holston | | FG | FGA | FT | FTA | REB | PF | TP | A | TO | BLK | S | M |
|---|---|---|---|---|---|---|---|---|---|---|---|---|---|---|
| 30 | Lawrence Mitchell | f | 2 | 6 | 3 | 8 | 6 | 5 | 7 | 0 | 1 | 0 | 0 | |
| 32 | Tommy England | f | 2 | 8 | 5 | 9 | 4 | 2 | 9 | 1 | 1 | 0 | 0 | |
| 52 | Phillip Moore | c | 8 | 17 | 4 | 6 | 7 | 3 | 20 | 0 | 5 | 2 | 1 | |
| 12 | James Taylor | g | 1 | 1 | 3 | 6 | 6 | 4 | 5 | 0 | 2 | 0 | 1 | |
| 24 | Churchill Moore | g | 2 | 7 | 1 | 3 | 0 | 5 | 5 | 0 | 1 | 0 | 1 | |
| 54 | Dennis Irwin | | 0 | 0 | 0 | 0 | 0 | 0 | 0 | 0 | 0 | 0 | 0 | |
| 34 | Jeff Riddle | | | | | | | | | | | | | |
| 22 | Mike Barnes | | | | | | | | | | | | | |
| 14 | Marcus Yarbrough | | | | | | | | | | | | | |
| 20 | Anthony Rodgers | | 2 | 2 | 0 | 1 | 0 | 2 | 4 | 0 | 0 | 0 | 0 | |
| 50 | Eric Hogue | | 0 | 1 | 0 | 0 | 4 | 1 | 0 | 0 | 0 | 0 | 0 | |
| 10 | Darren Allen | | | | | | | | | | | | | |
| | TEAM REBOUNDS (Included in Totals) | | | | | | 4 | | | | | | | |
| | TOTALS | | 17 | 42 | 16 | 35 | 31 | 22 | 50 | 1 | 10 | 2 | 3 | |

FG %: 1st Half 8-18-44.4 2nd Half 9-24-37.5 Game 17-42-40.5 Deadball Rebounds 9

FT %: 1st Half 7-16-43.7 2nd Half 9-19-47.4 Game 16-35-45.7

HOME

| No. | Livingston | | FG | FGA | FT | FTA | REB | PF | TP | A | TO | BLK | S | M |
|---|---|---|---|---|---|---|---|---|---|---|---|---|---|---|
| 12 | Matt Eldridge | f | 6 | 7 | 0 | 1 | 8 | 5 | 12 | 1 | 2 | 1 | 0 | |
| 24 | Danny McCoin | f | 4 | 9 | 4 | 5 | 11 | 3 | 12 | 1 | 2 | 0 | 0 | |
| 44 | Jeff Hummel | c | 4 | 8 | 3 | 4 | 8 | 3 | 11 | 0 | 1 | 0 | 0 | |
| 22 | Tim Vaughn | g | 1 | 5 | 2 | 3 | 1 | 4 | 4 | 2 | 0 | 0 | 0 | |
| 32 | Mark Eldridge | g | 6 | 12 | 8 | 14 | 2 | 2 | 20 | 3 | 6 | 0 | 0 | |
| 11 | Darwin Clark | | | | | | | | | | | | | |
| 20 | Mike Elder | | | | | | | | | | | | | |
| 42 | James Hollars | | 0 | 2 | 0 | 0 | 0 | 0 | 0 | 0 | 0 | 0 | 0 | |
| 14 | Robert Jackson | | | | | | | | | | | | | |
| 10 | Eddie Linder | | | | | | | | | | | | | |
| 40 | Mike Langford | | | | | | | | | | | | | |
| 34 | Steve Robbins | | 0 | 0 | 0 | 0 | 0 | 1 | 0 | 0 | 0 | 0 | 0 | |
| | TEAM REBOUNDS (Included in Totals) | | | | | | 3 | | | | | | | |
| | TOTALS | | 21 | 43 | 17 | 27 | 33 | 18 | 59 | 7 | 11 | 1 | 0 | |

FG %: 1st Half 10-24-41.6 2nd Half 11-19-57.9 Game 21-43-48.8 Deadball Rebounds 3

FT %: 1st Half 6-9-66.7 2nd Half 11-18-61.1 Game 17-27-62.9

OFFICIALS: Skip Jones, Jim Hillard

Technical Fouls: Vaughn, Phillip Moore (2)

Attendance 1500

©by National Collegiate Athletic Association 1981

SCORE BY PERIODS

| | 1st H. | 2nd H. | OT | OT | FIN. |
|---|---|---|---|---|---|
| Holston | 11 | 12 | 10 | 17 | 50 |
| Livingston | 13 | 13 | 10 | 23 | 59 |

8

National Collegiate Athletic Association

# QUICKIE BASKETBALL STATISTICS

First Half | Second Half | Final

(Circle one)

| | Holston<br>Visitors | Livingston<br>Home |
|---|---|---|
| **Team:** Score | 23 | 26 |
| Field Goals (Made/Att./Pct.) | 8 – 18 – 44.4 | 10 – 24 – 41.6 |
| Free Throws (Made/Att./Pct.) | 7 – 16 – 43.7 | 6 – 9 – 66.7 |
| Rebounds | 20 | 16 |
| Fouls | 8 | 9 |

| | | |
|---|---|---|
| **Individual:** Scoring Leaders | P. Moore - 7 | Matt Eldridge - 8 |
| | C. Moore - 5 | |
| Rebounding Leaders | Taylor - 6 | McCoin - 7 |
| | | Matt Eldridge - 5 |
| Three or More Fouls | Taylor - 3 | |

## Shot Chart

Team Holston

P. Moore - 7
C. Moore - 5
Taylor - 4
Mitchell - 4
England - 3

Layups

Turnovers

1
2
3
4
5
6
7
8
9
10
11
12
13
14
15

Team Livingston

Matt Eldridge - 8
Mark Eldridge - 7
McCoin - 6
Hummel - 3
Vaughn - 2

Layups

Copyright 1981 National Collegiate Athletic Association

# OFFICIAL NCAA BASKETBALL BOX SCORE

Date 3-19-82 Site Murfreesboro, TN (MTSU)

VISITORS (Last Name, First)

| No. | Memphis East | | FG | FGA | FT | FTA | REB | PF | TP | A | TO | BLK | S | MIN |
|---|---|---|---|---|---|---|---|---|---|---|---|---|---|---|
| 21 | Victor Crawford | f | 4 | 9 | 3 | 8 | 2 | 1 | 11 | 1 | 2 | 0 | 1 | |
| 23 | Andre Laird | f | 7 | 14 | 0 | 0 | 3 | 3 | 14 | 2 | 2 | 0 | 2 | |
| 33 | Tony Hobson | c | 9 | 15 | 3 | 4 | 15 | 4 | 21 | 1 | 3 | 1 | 2 | |
| 11 | Jerrip Harris | g | 4 | 9 | 6 | 7 | 5 | 1 | 14 | 5 | 8 | 0 | 4 | |
| 51 | Eric Blake | g | 1 | 1 | 0 | 0 | 5 | 0 | 2 | 1 | 2 | 0 | 0 | |
| 13 | Frankie Harris | | | | | | | | | | | | | |
| 15 | Steve Buggs | | | | | | | | | | | | | |
| 25 | Don Mason | | | | | | | | | | | | | |
| 31 | Danny Watkins | | | | | | | | | | | | | |
| 45 | Cameron Towles | | | | | | | | | | | | | |
| 53 | Danny Young | | 1 | 1 | 1 | 2 | 4 | 0 | 3 | 0 | 2 | 0 | 0 | |
| 35 | Ronnie Watkins | | | | | | | | | | | | | |
| | | | | | | | | | | | | | | |
| | | | | | | | | | | | | | | |
| | TEAM REBOUNDS (Included in Totals) | | | | | | 2 | | | | | | | |
| | TOTALS | | 26 | 49 | 13 | 21 | 36 | 9 | 65 | 10 | 19 | 1 | 9 | |

FG %: 1st Half 11-24-45.8 2nd Half 15-25-60.0 Game 26-49-53.1

FT %: 1st Half 5-8-62.5 2nd Half 8-13-61.5 Game 13-21-61.9

Deadball Rebounds 2

HOME

| No. | Livingston | | FG | FGA | FT | FTA | REB | PF | TP | A | TO | BLK | S | MIN |
|---|---|---|---|---|---|---|---|---|---|---|---|---|---|---|
| 24 | Danny McCoin | f | 11 | 20 | 0 | 1 | 9 | 3 | 22 | 0 | 2 | 0 | 3 | |
| 44 | Jeff Hummel | f | 5 | 9 | 2 | 2 | 6 | 4 | 12 | 2 | 1 | 0 | 0 | |
| 12 | Matt Eldridge | c | 4 | 11 | 2 | 2 | 7 | 3 | 10 | 2 | 1 | 1 | 0 | |
| 22 | Tim Vaughn | g | 4 | 9 | 2 | 2 | 1 | 2 | 10 | 1 | 4 | 0 | 2 | |
| 32 | Mark Eldridge | g | 5 | 12 | 0 | 0 | 1 | 5 | 10 | 4 | 6 | 0 | 3 | |
| 11 | Darwin Clark | | | | | | | | | | | | | |
| 20 | Mike Elder | | | | | | | | | | | | | |
| 42 | James Hollars | | | | | | | | | | | | | |
| 14 | Robert Jackson | | | | | | | | | | | | | |
| 10 | Eddie Linder | | 0 | 0 | 0 | 0 | 0 | 0 | 0 | 0 | 0 | 0 | 0 | |
| 40 | Mike Langford | | | | | | | | | | | | | |
| 34 | Steve Robbins | | | | | | | | | | | | | |
| | | | | | | | | | | | | | | |
| | | | | | | | | | | | | | | |
| | TEAM REBOUNDS (Included in Totals) | | | | | | 2 | | | | | | | |
| | TOTALS | | 29 | 61 | 6 | 7 | 26 | 17 | 64 | 9 | 14 | 1 | 8 | |

FG %: 1st Half 13-29-44.8 2nd Half 16-32-50.0 Game 29-61-47.5

FT %: 1st Half 0-0-.000 2nd Half 6-7-85.7 Game 6-7-85.7

Deadball Rebounds 0

OFFICIALS: Ken Coulter, Mahlon Greene

Technical Fouls:

Attendance 2000

©by National Collegiate Athletic Association 1981

15

| SCORE BY PERIODS | 1st H. | 2nd H. | 3rd | 4th | FINAL |
|---|---|---|---|---|---|
| Memphis East | 14 | 12 | 18 | 21 | 65 |
| Livingston | 12 | 14 | 20 | 18 | 64 |

National Collegiate Athletic Association

# QUICKIE BASKETBALL STATISTICS

First Half | Second Half | Final

(Circle one)

| | Memphis East (Visitors) | Livingston (Home) |
|---|---|---|
| Team: Score | 26 | 26 |
| Field Goals (Made/Att./Pct.) | 11 – 24 – 45.8 | 13 – 29 – 44.8 |
| Free Throws (Made/Att./Pct.) | 5 – 8 – 62.5 | 0 – 0 – .000 |
| Rebounds | 20 | 12 |
| Fouls | 2 | 7 |

| | | |
|---|---|---|
| Individual: Scoring Leaders | Hobson-11 | McCoin-6 |
| Rebounding Leaders | Hobson-4 | Matt Eldridge-5 |
| | Harris-4 | McCoin-4 |
| | Blake-4 | |
| Three or More Fouls | | Mark Eldridge-4 |

## Shot Chart

Team Memphis East

Hobson-11
Laird-8
Crowford-3
Harris-2
Blake-2

Team Livingston

McCoin-6
Matt Eldridge-6
Hummel-6
Mark Eldridge-4
Vaughn-4

Turnovers: 1, 2, 3, 4, 5, 6, 7, 8, 9, 10, 11, 12, 13, 14, 15

Layups | Layups

Copyright 1981 National Collegiate Athletic Association

# 1978 Class AA State Boys' Basketball Tournament

## March 14 - March 18, 1978 · Murphy Center - MTSU - Murfreesboro, TN

**Game 1**
Wed. Mar. 15 3:00 PM

| | |
|---|---|
| Knoxville Holston (30-1) | 68 |
| Livingston Academy (23-5) | 55 |

**Game 2**
Wed. Mar. 15 9:00 PM

| | |
|---|---|
| Harding Academy (28-7) | 71 |
| Giles Co. (29-3) | 70 |

**Game 3**
Tue. Mar. 14 1:30 PM

| | |
|---|---|
| Knoxville Rule (21-5) | 54 |
| Chattanooga Riverside (20-8) | 50 |

**Game 4**
Tue. Mar. 14 7:30 PM

| | |
|---|---|
| Bellevue | 59 |
| MUS (21-6) | 52 |

**Game 5**
Thu. Mar. 16 9:00 PM

| | |
|---|---|
| Knoxville Holston | 71 |
| Harding Academy | 53 |

**Game 6**
Thu. Mar. 16 7:30 PM

| | |
|---|---|
| Knoxville Rule | 81 |
| Bellevue | 61 |

**Game 7**
Sat. Mar. 18 7:15 PM

| | |
|---|---|
| Knoxville Holston | 71 |
| Knoxville Rule | 51 |

**Knoxville Holston**
STATE CHAMPION

# OFFICIAL NCAA BASKETBALL BOX SCORE

Date March 15, 1978 Site Murphy Center - MTSU

VISITORS (Last Name, First)

| No. | Livingston | | FG | FGA | FT | FTA | REB | PF | TP | A | TO | BLK | S | MIN |
|---|---|---|---|---|---|---|---|---|---|---|---|---|---|---|
| 20 | Chip Windle | f | 9 | 17 | 2 | 4 | 8 | 2 | 20 | 0 | 3 | | | |
| 22 | David Thrasher | f | 3 | 5 | 3 | 5 | 3 | 4 | 9 | 0 | 4 | | | |
| 12 | John Ramsey | c | 3 | 19 | 2 | 3 | 6 | 3 | 8 | 1 | 2 | | | |
| 24 | Steve Thompson | g | 4 | 8 | 2 | 2 | 5 | 3 | 10 | 5 | 1 | | | |
| 32 | Mike Boles | g | 4 | 14 | 0 | 0 | 4 | 3 | 8 | 2 | 3 | | | |
| 40 | David Coffman | | 0 | 0 | 0 | 0 | 0 | 0 | 0 | 0 | 0 | | | |
| 14 | Johnny Thomas | | | | | | | | | | | | | |
| 42 | Ricky Reagan | | | | | | | | | | | | | |
| 10 | Chris Warren | | 0 | 0 | 0 | 0 | 0 | 0 | 0 | 0 | 0 | | | |
| 30 | John Windle | | | | | | | | | | | | | |
| 34 | Gary Maxwell | | | | | | | | | | | | | |
| 44 | Chris Hummel | | | | | | | | | | | | | |
| | | | | | | | | | | | | | | |
| | | | | | | | | | | | | | | |
| | TEAM REBOUNDS (Included in Totals) | | | | | | 6 | | | | | | | |
| | TOTALS | | 23 | 63 | 9 | 14 | 32 | 15 | 55 | 8 | 13 | | | |

FG %: 1st Half 33.3 (9-27) 2nd Half _____ Game 36.5 Deadball Rebounds _____

FT %: 1st Half 52.5 (5-8) 2nd Half _____ Game 64.2

HOME

| No. | Knox Holston | | FG | FGA | FT | FTA | REB | PF | TP | A | TO | BLK | S | MIN |
|---|---|---|---|---|---|---|---|---|---|---|---|---|---|---|
| 10 | Jerry Gist | f | 4 | 10 | 2 | 2 | 5 | 0 | 10 | 1 | 2 | | | |
| 22 | William Hanks | f | 6 | 12 | 4 | 6 | 15 | 3 | 16 | 2 | 6 | | | |
| 40 | Chris Harris | c | 7 | 14 | 1 | 3 | 13 | 4 | 15 | 5 | 6 | | | |
| 14 | David Boyd | g | 3 | 8 | 2 | 2 | 4 | 2 | 8 | 0 | 1 | | | |
| 24 | Randy England | g | 4 | 8 | 1 | 1 | 2 | 0 | 9 | 0 | 4 | | | |
| 32 | Terry Gist | | 1 | 2 | 0 | 0 | 3 | 1 | 2 | 0 | 0 | | | |
| 30 | Gary Lowrance | | 2 | 3 | 0 | 1 | 5 | 0 | 4 | 0 | 1 | | | |
| 34 | David Wallace | | 0 | 0 | 0 | 0 | 1 | 0 | 0 | 0 | 0 | | | |
| 42 | Tony Oglesby | | 0 | 2 | 0 | 0 | 1 | 0 | 0 | 0 | 0 | | | |
| 30 | Phil Young | | 0 | 1 | 0 | 0 | 0 | 0 | 0 | 0 | 1 | | | |
| 12 | Jerry Smith | | 1 | 1 | 2 | 2 | 1 | 0 | 4 | 1 | 1 | | | |
| 44 | Mark Gwyn | | 0 | 0 | 0 | 0 | 0 | 0 | 0 | 0 | 0 | | | |
| | | | | | | | | | | | | | | |
| | | | | | | | | | | | | | | |
| | TEAM REBOUNDS (Included in Totals) | | | | | | 1 | | | | | | | |
| | TOTALS | | 28 | 61 | 12 | 17 | 51 | 10 | 68 | 9 | 22 | | | |

FG %: 1st Half 53.8 (21-39) 2nd Half _____ Game 45.9 Deadball Rebounds _____

FT %: 1st Half 50.0 (1-2) 2nd Half _____ Game 70.5

OFFICIALS: McClellan & Asbury

Technical Fouls: _____

Attendance 3,881 (Sessio) ©by National Collegiate Athletic Association 1978

| SCORE BY PERIODS | 1st ½ | 2nd ½ | 3rd Qtr | 4th Qtr | FINAL |
|---|---|---|---|---|---|
| Livingston | 10 | 13 | 8 | 24 | 55 |
| Holston | 18 | 25 | 11 | 14 | 68 |

# 1946 State Boys' Basketball Tournament

## March 14 - March 16, 1946 · Middle Tennessee Teachers College - Murfreesboro, TN

### Consolation Contests

| | | | | | |
|---|---|---|---|---|---|
| Mar. 15 | 7:00 PM | Game 5 | | **Friendsville 31**, Jackson 26 | Stats |
| Mar. 15 | 6:00 PM | Game 6 | | Byars-Hall 29, **Fayetteville Central 41** | Stats |
| Mar. 16 | 6:00 PM | Game 9 | Seventh Place | **Byars-Hall 35**, Jackson 31 | Stats |
| Mar. 16 | 7:00 PM | Game 10 | Fifth Place | Friendsville 22, **Fayetteville Central 40** | Stats |
| Mar. 16 | 8:00 PM | Game 11 | Third Place | **Soddy-Daisy 39**, McMinnville 32 | Stats |

| Pos.—Livingston (43) | Covington (29) |
|---|---|
| F—D. Barnes (13) | Cook (14) |
| F—R. Barnes (16) | V. Anderson (4) |
| C—Linder (8) | Walker (3) |
| G—Ramsey (1) | Rabey (4) |
| G—Stover (3) | R. Anderson (2) |

Subs—Livingston: Craft (2). Covington: Davis (2).

| Pos.—Livingston (28) | Soddy-Daisy (27) |
|---|---|
| F—D. Vaughn (12) | Cox (7) |
| F—R. Vaughn (8) | Parrott (4) |
| C—Linder (2) | Maynor (8) |
| G—R. Ramsey (2) | Ballew (4) |
| G—Craft (4) | Bean (4) |

| Pos.—West (50) | Livingston (30) |
| --- | --- |
| F—Adcock (21) | D. Vaughn (13) |
| F—Lawrence (9) | R. Vaughn (13) |
| C—Moneypenny (11) | Linder |
| G—Mayes (7) | R. Ramsey (1) |
| G—Mason | Craft (2) |

Subs—McCall (2), Stover (1).

# 1922 Tennessean-Vanderbilt State Prep and High School Boys' Basketball Tournament

**March 2 - March 4, 1922**

## First Round

| Game | Team | Score |
|---|---|---|
| **Game 1** Thu. Mar. 2 8:30 PM | Hume-Fogg | 36 |
| | Columbia | 8 |
| **Game 2** Fri. Mar. 3 9:30 AM | Jackson | 15 |
| | Baylor | 12 |
| **Game 3** Thu. Mar. 2 | Lenoir City | |
| | Bye | |
| **Game 4** Thu. Mar. 2 | St. Andrews | |
| | Bye | |
| **Game 5** Fri. Mar. 3 12 PM | McCallie | 16 |
| | Clarksville | 8 |
| **Game 6** Thu. Mar. 2 | Peabody | |
| | Bye | |
| **Game 7** Thu. Mar. 2 9:30 PM | BGA | 31 |
| | Harriman | 7 |
| **Game 8** Thu. Mar. 2 3 PM | Castle Heights | 14 |
| | Normandy | 6 |
| **Game 9** Thu. Mar. 2 7:30 PM | Morgan | 27 |
| | Nashville Central | 8 |
| **Game 10** Fri. Mar. 3 2 PM | Christian Brothers | 34 |
| | Sewanee Military | 10 |
| **Game 11** Thu. Mar. 2 | Forrest | |
| | Bye | |
| **Game 12** Thu. Mar. 2 | Cumberland Prep | |
| | Bye | |
| **Game 13** Thu. Mar. 2 4 PM | MBA | 30 |
| | Williams | 15 |
| **Game 14** Thu. Mar. 2 | Union City | |
| | Bye | |
| **Game 15** Fri. Mar. 3 11 AM | Eagleville | 29 |
| | Livingston Academy | 12 |
| **Game 16** Thu. Mar. 2 | Winchester | |
| | Bye | |

## Second Round

| Game | Team | Score |
|---|---|---|
| **Game 17** Fri. Mar. 3 4 PM | Hume-Fogg | 29 |
| | Jackson | 6 |
| **Game 18** Fri. Mar. 3 10 AM | Lenoir City | 26 |
| | St. Andrews | 14 |
| **Game 19** Fri. Mar. 3 5 PM | McCallie | 16 |
| | Peabody | 14 |
| **Game 20** Fri. Mar. 3 3 PM | BGA | 19 |
| | Castle Heights | 10 |
| **Game 21** Fri. Mar. 3 7:30 PM | Morgan | 25 |
| | Christian Brothers | 7 |
| **Game 22** Thu. Mar. 2 5 PM | Forrest | 19 |
| | Cumberland Prep | 9 |
| **Game 23** Fri. Mar. 3 8:30 PM | MBA | 17 |
| | Union City | 11 |
| **Game 24** Fri. Mar. 3 6 PM | Eagleville | 21 |
| | Winchester | 11 |

## Quarterfinals

| Game | Team | Score |
|---|---|---|
| **Game 25** Sat. Mar. 4 10 AM | Hume-Fogg | 20 |
| | Lenoir City | 12 |
| **Game 26** Sat. Mar. 4 9 AM | McCallie | 20 |
| | BGA | 12 |
| **Game 27** Sat. Mar. 4 12 PM | Morgan | 21 |
| | Forrest | 8 |
| **Game 28** Sat. Mar. 4 11 AM | MBA | 24 |
| | Eagleville | 14 |

## Semifinals

| Game | Team | Score |
|---|---|---|
| **Game 29** Sat. Mar. 4 1:30 PM | Hume-Fogg | 21 |
| | McCallie | 16 |
| **Game 30** Sat. Mar. 4 2:30 PM | Morgan | 20 |
| | MBA | 15 |

## Championship

| Game | Team | Score |
|---|---|---|
| **Game 31** Sat. Mar. 4 8:30 PM | Hume-Fogg | 28 |
| | Morgan | 24 |

**Hume-Fogg**

STATE CHAMPION

| Eagleville (29). | Po. | Livingston (12). |
|---|---|---|
| Hay | F. | Vaughn |
| Dyer | F. | Wennyhorn |
| Williams | C. | Phillips |
| Brown | G. | Carr |
| Bennett | G. | Sells, Miles |

Referee, Zerfoss. Umpire, Hindman. Timers, Hinds and Miles. Scorers, Bloomstein and Kuhn.

Field goals—Williams 5, Hay 4, Dyer 2, Vaughn 1, Wennyhorn 1, Phillips 1, Carr 1, Sells 1. Foul goals—Hay, 7 out of 15; Phillips, 1 out of 7; Carr, 1 out of 2.

# 1921 Tennessean State Prep and High School Boys' Basketball Tournament

## March 11 - March 12, 1921

### First Round

Hume-Fogg 15
**Game 1**
Fri. Mar. 11 4:00 PM
Castle Heights 8

Williams (Gallatin) 20
**Game 2**
Fri. Mar. 11 5:00 PM
Livingston Academy 5

Chattanooga Central 21
**Game 3**
Fri. Mar. 11 3:00 PM
Columbia 15

Barren Plains 2
Forfeit
**Game 4**
Fri. Mar. 11 2:00 PM
Knoxville High 0

MBA 31
**Game 5**
Fri. Mar. 11 10:00 AM
Morgan 13

Cumberland Prep 14
**Game 6**
Fri. Mar. 11 9:00 AM
Winchester 13

Forrest 2
Forfeit
**Game 7**
Fri. Mar. 11 12:00 PM
Jackson 0

Peabody 17
**Game 8**
Fri. Mar. 11 11:00 AM
Nashville Central 5

### Quarterfinals

Hume-Fogg 31
**Game 9**
Fri. Mar. 11 10:00 PM
Williams (Gallatin) 9

Chattanooga Central 28
**Game 10**
Fri. Mar. 11 9:00 PM
Barren Plains 14

MBA 21
**Game 11**
Fri. Mar. 11 7:00 PM
Cumberland Prep 12

Forrest 16
**Game 12**
Fri. Mar. 11 8:00 PM
Peabody 15

### Semifinals

Hume-Fogg 24
**Game 13**
Sat. Mar. 12 3:00 PM
Chattanooga Central 18

MBA 23
**Game 14**
Sat. Mar. 12 2:00 PM
Forrest 8

### Championship

Hume-Fogg 24
**Game 15**
Sat. Mar. 12 8:30 PM
MBA 22

**Hume-Fogg**
STATE CHAMPION